

INDUSTRIAL STATISTICS

**Fiscal Year
2069/070 (2012/2013)**




**Government of Nepal
Ministry of Industry**

Department of Industry

**Planning, Monitoring & Evaluation Division
Tripureswore, Kathmandu
Nepal**

INDUSTRIAL STATISTICS

**Fiscal Year
2069/070 (2012/2013)**



**Government of Nepal
Ministry of Industry**

Department of Industry

**Planning, Monitoring & Evaluation Division
Tripureswore, Kathmandu,
Nepal**

Published by: Department of Industry
Planning, Monitoring & Evaluation Section
Tripureswore, Kathmandu, Nepal
Tel: +977-1-4261101, 4261168, 4261169
Fax: +977-1-4261112
E-mail: info@doind.gov.np
<http://www.doind.gov.np>

Copyright ©: 2013, Department of Industry

The Department of Industry agrees that the materials in this publication may be reproduced in whole or in part and in any form for education or non-profit uses, especially, for scholarly purpose, without special permission from the copyright holders, provided that acknowledgement of the source is quoted. However, no use of this publication may be made for resale or other commercial purposes without prior written consent of the publisher. The publisher would appreciate receiving a copy of any publication, which uses this publication as a source.

Acknowledgements

The rate of economic growth of any nation is directly related to its industrialization. Thus, industries are the backbone of an economy. Apart from providing employment to the people, industries also help in creating national income by utilizing its natural resources. In the process, they help improve the living standard of the people, the prime objective of any development activities.

Department of Industries (DOI) has been publishing *Industrial Statistics* for almost two decades and the present edition, 2069/070 (2012/2013) is yet another link of that chain.

The previous editions of this book were found to be useful to academicians, researchers, entrepreneurs, planners, policy makers and bankers for industrial and economic analysis. We are sure that this Industrial Statistics Book will be equally fruitful too. We look forward to receive your valuable comments and suggestions for the improvement of this publication in coming edition.

Our sincere appreciation goes to Mr. Gopal Lal Amatya, Director; Mrs Munni Kumari Chaudhary, Statistical Officer; Mrs. Gindi Baba Bajracharya, Statistical Officer, Mr. Sunil Kumar K. C., Computer Officer; Mr. Birendra Maharjan, Computer Operator and Mr. Keshab Sharma, Statistical Assistant of Planning, Monitoring & Evaluation Section and all other personnel of this Department for their notable contribution in bringing out this annual publication.

Dhruba Lal Rajbanshi
Director General

Abbreviations and Notes

DOI	:	Department of Industry
EIA	:	Environmental Impact Assessment
FT	:	foot / feet
FY (F/Y)	:	Fiscal Year
HL	:	Hectolitre = 100 litre
IEE	:	Initial Environment Examination
KG	:	Kilogram
KL	:	Kilolitre = 1000 litre
KM	:	Kilometre
Ltr./l	:	Litre
Ltd	:	Limited
m / mtr	:	metre
No.	:	number
Pbl.	:	Public
Pcs	:	pieces
Pkt	:	packet
Pvt.	:	Private
Sq	:	Square
MT	:	Metric ton = 1000 kg

TABLE OF CONTENTS

	Page
Acknowledgement	
List of Abbreviation And Notes	
Table 1 : List of Industry Registered (F.Y. 2069/70)	1
Table 2: Number of Industries Registered by Category (F.Y. 2069/70)	28
Table 3: Number of Industries Registered by Category (Up to F.Y. 2069/70)	29
Table 4: Number of Industries Registered by Scale (F.Y. 2069/70)	29
Table 5: Number of Industries Registered by Scale (upto F.Y. 2069/70)	30
Table 6: Summary sheet of Industries Registered- Fiscal Year and Category wise (Up to F.Y. 2069/70)	31
Table 7: Number of Industries Registered by District (F.Y. 2069/70)	36
Table 8: Number of Industries Registered by District (Up to F.Y. 2069/70)	37
Table 9: List of Industries Approved for Foreign Investment (F.Y. 2069/70)	41
Table 10: Number of Industries Approved for Foreign Investment by Category (F.Y. 2069/70)	56
Table 11: Number of Industries Approved For Foreign Investment by Category (Up To F/Y 2069-70)	56
Table 12: Number of Industries Approved for Foreign Investment by Scale (F.Y. 2069/70)	57
Table 13: Number of Industries Approved For Foreign Investment by Scale (Up To F/Y 2069-70)	57
Table 14: Number of Industries Approved for Foreign Investment by Country of Origin (F.Y. 2069/70)	58
Table 15: Number of Industries Approved for Foreign Investment by Country of Origin (UP TO F.Y. 209/70)	59
Table 16: Summary Sheet of Joint Venture Industries In Nepal – District Wise (F.Y. 2069/70)	63
Table 17: Summary Sheet of Joint Venture Industries In Nepal – District Wise (Up To F.Y. 2069/70)	64
Table 18: Registration of Industrial Property (Trademark, Patent & Design) by Year (Up to F.Y. 2048/49 to F.Y. 2069/70)	66
Table 19: Synopsis of the flow of facilities through one window committee (F.Y. 2050/51 to F.Y. 2069/709)	71
Table 20: List of Initial Environmental Examination (IEE) Approved Industries (F.Y. 2069/70)	72
Table 21: Recommendation for Issuance of Certificate of Origin for Preferential Entry into India (F.Y. 069/70)	73
Table 22: Revenue Accumulation to the Department of Industries (F.Y. 2050/51 to F.Y. 2069/70)	78

Table 1 : List of Industries Registered (F.Y. 2069/70)

(Rs. mln)

S.N.	Owner's Name	Company Name	Address	Fixed Capital	Total Capital	Product & Annual Capacity	Employment
Agro Based Industry							
1	Mr Yan Kucherouskiy,	Agriculture Himalayan Pvt. Ltd.	Sainbu VDC-4, Lalitpur	8.2	10.0	Organic Vegetable 120 MT, Fruits 20 MT	29
2	Mr Utam Kumar Shrestha,	Tara Gaun Tea Estate Pvt. Ltd.	Kanyam VDC-4, Ilam	45.1	49.1	Manufacturing And Export Of Orthodox Tea 540 MT	34
3	Mr Ma Heile,	Kasturi Organic Agriculture Farming Industries Pvt. Ltd.	Bishankhu Narayan VDC-4, Lalitpur	18.0	20.0	Organic Vegetable 300 MT	41
4	Mr Wu Kai,	Sanghai Floriculture Industries Pvt. Ltd.	Bishankhu Narayan VDC-5, Lalitpur	13.0	15.0	Floriculture 30 MT	37
5	Mr Hack Dalson,	Organic One Hundred Eat Pvt. Ltd.	Churiyamai VDC-5, Makawanpur	7.0	8.0	Organic Vegetables 150 MT, Organic Herbs 50 MT	33
6	M/S Morgan Finance Group Ltd, British Virgin, Islands	Morgan Group Nepal Pvt. Ltd.	Matatirtha VDC-4, Kathmandu	4.0	5.0	Organic Vegetable 30 MT, Organic Fruits 40 MT, Organic Herbs 10 MT	15
7	Mr Jian Zhang,	Chhen Agriculture Farming Pvt. Ltd.	Nakhel VDC 9, Bhaktapur	9.6	11.4	Organic Vegetables 190 MT, Organic Fruits 50 MT, Organic Flowers 10 MT	39
8	Mr Atltony Dhiren Pulami,	Dragon Agriculture Farmers Pvt. Ltd.	Sundarijal VDC-2, Kathmandu	2.5	3.2	Organic Vegetables 40 MT, Organic Fruits 40 MT	20
9	Mr. Xianpeng Meng,	Ming Organic Farm Pvt. Ltd.	Sainbhu VDC-4	8.5	9.5	Organic Vegetables 200 MT	31
10	Ms Myungeun Yang, Korea	Saga Organic Farming Pvt. Ltd.	Khadka Bhadrakali-7, Kathmandu	8.6	9.5	Organic Vegetables 210 MT	37
11	Mr Shiva Kumar Rungata,	Premire Hyachari Pvt. Ltd. Unit 1	Ghurmi, Udayapur-8, Parsa	31.0	33.0	Egg 5000000 Nos, Chickens 9000 Nos, Poultry Litter (By Product/ Fertilizer) 158.8 MT, Poultry Farming Capacity 29000 Nos	23
12	Mr Shiva Kumar Rungata,	Premire Hyachari Pvt. Ltd.	Ghurmi, Udayapur-8, Parsa	55.0	60.0	Chicks 6525000 Nos, Poultry Litter (By Product/ Fertilizer) 158.8 MT	45
13	Ms. Duanhua Dai, China,	China Nepal Green House Pvt. Ltd.	Tinthana-2, Kathmandu	9.6	13.5	Organic Vegetables 120 MT, Organic Flowers 20 MT	29
14	Mr. Butler Normal Ivor, USA, Ms. Butler Marie Ellen, USA	Royal Orchid And Cyactai Pvt. Ltd.	Kathmandu-16, Kathmandu	3.3	4.0	Flowers (Different Varieties) 10 MT	20
15	Ms. Eunsoon Song, KOREA	Organic Vegetables Farming Pvt. Ltd.	Khairenitar-9	2.5	4.0	Organic Vegetables 55 MT	19

S.N.	Owner's Name	Company Name	Address	Fixed Capital	Total Capital	Product & Annual Capacity	Empl oyment
16	Ms. Nakai Emi समेत,	Alfred Organic Farm Pvt. Ltd.	Balambu-7, Kathmandu	8.5	9.5	Organic Vegetables 190 MT	40
17	Ms. Intizor Nazasrova समेत,	Kareshabari Organic Farming Pvt. Ltd.	Khadka Bhadrakali- 3, Kathmandu	7.1	8.0	Organic Vegetables 180 MT	37
18	Mr. Hu Kan, China	Suncity Organic Agriculture Farmingindustries Pvt. Ltd.	Syuchatar-8, Kathmandu	8.7	10.0	Organic Vegetables 200 MT	47
19	Mr. Yan Zequan, China	Hunan China Grean House Pvt. Ltd.	Khokana-3, Lalitpur	25.0	30.0	Vegetable Farming 188 MT	29
20	Mr. Frank Albert Vala, Canada.	Bhalo Organic Farm Pvt. Ltd.	Balambu-3, Kathmandu	19.0	20.0	Organic Vegetable 220 MT	35
21	Mr. Zou Jianbo, China.	Sunshine Grean Vegetables Farming Pvt. Ltd.	Balambu-3, Kathmandu	28.5	30.0	Organic Vegetable 250 MT	40
22	Mr. Dirk- Christian Goebel, Germany	Joint Venture Organic Farming Pvt. Ltd.	Khadka Bhadrakali- 3, Kathmandu	13.5	15.0	Organic Vegetables 300 MT	44
23	Kok Hon Seng, Malaysia	Mahabhara Agriculture Development Pvt. Ltd.	Damak-1, Jhapa	9.0	10.0	Organic Vegetables 50 MT, Organic Fruits 50 MT	34
24	डा. सदानन्द देव समेत,	Birat Poultry Pvt. Ltd.	Sorabhag-9, Morang	35.0	38.0	Egg 3990000 Nos, Sale Of Culled Layer Hen 14250 Nos., Sale Of Manure/Litter 300 MT	43
25	Mr. Saito Ryo, JAPAN	Hollywood Organic Farm Pvt. Ltd.	Balambu-3, Kathmandu	14.0	15.0	Organic Vegatables 200 MT.	36
26	Mr. Jiangsong Zhan, CHINA	Sujun Organic Farm Pvt. Ltd.	Balambu-4, Kathmandu	33.5	35.0	Organic Vegetables 300 MT.	40
27	Mr. Benedetti Dilan, ITALY	Philips Organic Farm Pvt. Ltd.	Machhegaun-1, Kathmandu	8.9	10.0	Organic Vegetables 210 MT	44
28	Mr. Wu Lei, CHINA	Gukadng Organic Pvt. Ltd.	Sainbu-3, Lalitpur	13.6	15.0	Organic Vegetable 250 MT	40
29	श्री गुणचन्द्र विष्टम समेत,	Abinash Farms Pvt. Ltd.	Bharatpur-4, Gunjanagar, Chitwan	186.6	315.9	Egg 50125000 Pcs, Chicken Meat 144000 Pcs, Chicken Suli 2000000 KG	30
30	श्री धनेश्वरी साउद समेत,	Himalayan Indo Village And Farming Pvt. Ltd.	Tinthana-2	34.9	40.0	Vegetables 130 MT., Flower 20 MT.	15
31	श्री किशोरी महतो समेत,	Siwalik Herbal Nepal Pvt. Ltd.	Basamadi-5, Makawanpur	120.0	220.0	Texane Resin 100 MT., 10- Deacetylbaaccatin Iii (10 Dab Iii) 1000 KG., Methanol CHLoroform Syrup (Mcs) 50 MT., Mosquito Repellant Coils/Mats (Herbal Based) 500 MT.	135
32	श्री रमेश प्रसाद सर्राफ समेत,	Tiger Ply And Boards Industries Pvt. Ltd.	Naktajhij-1, Dhanusha	185.0	210.0	Plywood (Size 8'x4') (Thickness 3-19 Mm) 120000 Cu. Fit, Block Board (Size 8'x4') (Thickness 24-40 Mm) 70000 Cu. Fit	189

S.N.	Owner's Name	Company Name	Address	Fixed Capital	Total Capital	Product & Annual Capacity	Empl oyme nt
33	Mr. Zhang Peng, China	Jhanga Peng Agriculture And Floriculture Farming Industries Pvt. Ltd.	Ramkot-2, Kathmandu	28.5	30.0	Organic Vegetables 180 MT., Flowers 20 MT.	80
34	Ms. Hongchun Ma, China, Ms. Yuko Shiobara, Japan, Mr. Michael Hugh Jackson, Australia	Hong Chung Organic Farm Pvt. Ltd.	Ramkot-8, Kathmandu	13.5	15.0	Organic Vegetables 300 MT	44
35	Mr. Brent David Willey, USA	Himalayan Unique Organic Farming Pvt. Ltd.	Khadga Bhadrakali-7, Kathmandu	23.5	25.0	Organic Vegetables 150 MT., Organic Fruits 50 MT	40
36	Mr. Mads Otto Mathiasen, Denmark, Mr. Hari Prasad Dharel, Nepal	Naya Gaun Eco Farm Pvt. Ltd.	Sunkhani VDC-1, Nuwakot	9.0	10.0	Organic Vegetables 50 MT, Organic Fruits 50 MT	34
37	Mr. Zhu Qinghua, China	Fireflies Agriculture Farming Pvt. Ltd.	Bhimdhunga VDC-3, Kathmandu	28.5	30.0	Organic Vegetable 220 MT	40
38	Mr. Xiaodong Jin, China	China Nepal Coffee Pvt. Ltd.	Sisneri-3, Makawanpur	24.9	30.0	Coffee Beans 35 MT	37
39	Mr. Zhou Xiahui, China	Habile Organic Farming Pvt. Ltd.	Godavari-3	26.0	30.0	Organic Vegetables 120 MT, Organic Fruits 120 MT	45
40	Mr. Ihar Mikhailouski, Belarus	Taspinar Organic Farm Pvt. Ltd.	Balambu-4, Kathmandu	28.5	30.0	Organic Vegetables 180 MT, Flowers 20 MT	40
41	Mr. Oleksandr Kaliberda, Ukraine	Eldar Organic Farm Pvt. Ltd.	Balambu-4, Kathmandu	28.0	30.0	Organic Vegetables 250 MT	35
42	Mr. Liu Xinli, China	Yunpeng Organic Farm Pvt. Ltd.	Imadol-3, Lalitpur	33.0	35.0	Organic Vegetables 220 MT	40
43	Ms. Seungmin Cha, Korea	Louise Organic Farm Pvt. Ltd.	Mahadevsthan-9, Kathmandu	13.5	15.0	Organic Vegetables 300 MT	44
44	Mr. Jakob Richter, Denmark	Jakob Organic Farm Pvt. Ltd.	Satungal-6, Kathmandu	28.5	30.0	Organic Vegetables 220 MT	40
45	Mr. Wang Jianyue, China	Himatri Agro Pvt. Ltd.	Dhapakhel VDC 8, Lalitpur	28.5	30.0	Organic Agriculture Farming 220 MT.	40
46	Mr. Primoz Podobnik, Slovenija	Domestic Organicfarming Pvt. Ltd.	Bishnu Budhanilkantha VDC 5, Kathmandu	26.0	30.0	Organic Vegetables 120 MT., Organic Fruits 120 MT.	45
47	Ms. Yang Yuchan, China	Xuqian Organic Farm Pvt. Ltd.	Tinthana-6, Kathmandu	28.0	30.0	Organic Vegetables 240 MT	31
48	Ms. Dorine Marlene Ressel, Switzerland	Meghauli Organicfarming Pvt. Ltd.	Meghauli-9, Chitwan	19.0	20.0	Organic Vegetables 220 MT	35
49	Mr. Luigi Caselli, Italy	Anna Organicfarming Pvt. Ltd.	Bishnu Budhanilkantha-5, Kathmandu	19.8	25.0	Organic Vegetables 150 MT	29
50	Ms. Li Dezhen, China	Lakesideorganicvegetables And Flowers Pvt. Ltd.	Ichanghu Narayan-3, Kathmandu	26.0	30.0	Organic Vegetables 115 MT, Fruits 115 MT	42
51	Mr. Gong Changchun, China	Yuejun Organic Farm Pvt. Ltd.	Balambu-3, Kathmandu	29.0	30.0	Organic Vegetable 240 MT.	35
52	श्री शिवशक्ति बायोप्लाण्टिक लि., भारत	Shiva Shakthi Bio Plantteec Pvt. Ltd. – Unit 1	Lipanilam-1, Bara	4.2	5.5	बोट विरुवा (Teak Sapling) 1000000 Nos.	14

S.N.	Owner's Name	Company Name	Address	Fixed Capital	Total Capital	Product & Annual Capacity	Empl oyment
53	श्री गुणचन्द्र विष्ट समेत २ जना,	Avinash Hy-Line Nepal Pvt. Ltd.	Mangalapur-9, Chitwan	120.2	165.1	चल्ला (Challa) 1728000 Pcs, अण्डा (Egg) 456000 Pcs, कुखुराको सुली (Suli) 469 MT., बुढी कुखुरा (Old Chicken) 23460 Pcs, बोरा पुरानो (Old Bora) 18758 Pcs	39
54	Mr. Ma Salihai, CHINA	Three Star Organicfarming Pvt. Ltd.	Balambu-3, Kathmandu	26.0	30.0	Organic Vegetables 120 MT, Organic Fruits 120 MT	45
Energy Based Industry							
55	Mr BalramThing,	Swayambhu Hydropower Pvt. Ltd.	Bhimeshwor Na.Pa. And Wocha VDC, Dolakha	312.6	315.6	Hydropower 2.2 MW	34
56	Mr Maheshwar Prakash Shrestha,	Mandu Hydro Power Pvt. Ltd.	Ipa Panchanya, MaKWanpur And Ghusel, Lalitpur, Makawanpur	2,000.0	2,300.0	Hydropower 20 MW	90
57	Ms. Puja Chanda,	Handikhola Jalbidhyut Company Pvt. Ltd.	Thangpaldhap VDC, Sindhypalchowk	365.0	370.0	Hydropower 2 MW	38
58	Mr Mahendra Gurung समेत,	Madhya Midim Jal Bidhyut Company Pvt. Ltd.	Bhoje, Lamjung	456.4	459.4	Hydropower 3.1 MW	44
59	Mrs PurnaMaya Ghimire,	Tallo Midim Jal Bidhyut Company Pvt. Ltd.	Karapu, Lamjung	135.5	138.0	Hydropower 996 KW	33
60	Mr Sukunta Lal Hirachan,	Surya Kunda Hydro Electric Pvt. Ltd.	Ghyangphedi, Nuwakot	1,565.0	1,620.0	Hydropower 11 MW	46
61	Mr Lochan Kumar Shrestha,	Dhobhan Hydropower Pvt. Ltd.	Beni, Solukhumbu	728.2	731.0	Hydropower 5.2 MW	41
62	Mr Bholababu Adhikari,	Maivalley Hydropower Pvt. Ltd. Unit 1	Mabu, Ilam	662.0	665.0	Hydropower 6.1 MW	45
63	श्री पवित्र कुमार कार्की समेत 1,	Sasha Engineering Hydropower Pvt. Ltd.	Khare, Dolakha	2,312.0	2,322.0	Hydropower 30 MW	58
64	सानिमा माई हाइड्रो पावर लि. समेत,	Sanima Mai Hydropower Ltd Unit 1	दानावारी लगायतका गा.वि.स.हरु, Ilam	849.4	1,130.3	Hydro Electricity 7 HW	38
65	श्री ओम कुमारी शाह,	Rangun Khola Hydropower Pvt. Ltd.	Bajhang Rithapata VDC, Bajhang	30.8	33.3	Hydro Electricity 996 KW	33
66	श्री विरेन्द्र बहादुर न्यौपाने समेत,	Himal Dolakha Hydropower Company Pvt. Ltd.	गोदाक लगायत गा.वि.स.हरुमा अवस्थित माई खोलाबाट, Ilam	521.0	524.0	Hydro Electricity 4.5 MW	36
67	श्री वेष्ट स्टार हाइड्रोपावर कम्पनी प्रा.लि. समेत,	Grid Nepal Company Pvt. Ltd.	Khandeshwori VDC, Darchula	187.0	200.0	Hydro Electricity 60 MW	69
68	श्री चन्द्रमणि बास्कोटा समेत,	Times Energy Pvt. Ltd.	सिर्दीबास लगायत गा.वि.स.हरुमा अवस्थित बुढीगण्डकी नदीबाट, गोर्खा	385.0	400.0	Hydro Electricity 254 MW	280

S.N.	Owner's Name	Company Name	Address	Fixed Capital	Total Capital	Product & Annual Capacity	Empl oyment
69	डा. भोगेन्द्र कुमार गुरागाई समेत,	River False Hydropower Development Pvt. Ltd.	Mamlink VDC, Kathmandu	327.0	331.5	Electricity Capacity 9.5 MW	65
70	श्री मीनराज जवाली,	Rishi Kesh Hydropower Pvt. Ltd.	Hansara VDC, Kathmandu	132.5	148.7	Electricity Capacity 995 KW	507
71	श्री विषम रिमाल समेत,	Dupcheshwor Mahadev Hydro Power Company Pvt. Ltd.	Rautbeshi VDC, Nuwakot	657.2	660.0	Electricity Capacity 5.5 MW	41
72	श्री भानुभक्त पोखरेल समेत,	Sanbhi Energy Pvt. Ltd.	Namsaling VDC, Ilam	1,295.0	1,300.0	Electricity Capacity 7.6 MW	60
73	श्री कृष्णराज कसजु समेत,	Sayapatri Hydro Power Pvt. Ltd.	Tara VDC, Baglung	287.0	290.0	Hydro Electricity 2.5 MW	38
74	श्री भूपतीलाल श्रेष्ठ समेत,	Terhathum Power Company Pvt. Ltd.	Morahang VDC, Terhathum	797.0	800.0	Hydro Electricity 6.8 MW	41
75	श्री आइ.सि.टि.सी. इन्जी प्रा.लि. समेत,	Upper Solu Hydro Electric Company Pvt. Ltd.	Gorakhani VDC, SolUKhumbu	388.0	400.0	Hydro Electricity 23.5 MW	76
76	श्री शंकरलाल बैद्य समेत,	Rara Hydro Power Development Company Pvt. Ltd.	Abaral Parajuli VDC, Dailekh	320.3	324.3	Hydro Electricity 2.15 MW	32
77	Dr. Promod Dhakal,	Salakhu Khola Hydropower Pvt. Ltd.	Aakure And Kahule VDC, Nuwakot	345.0	350.0	Hydro Electricity 2.5 MW	43
78	श्री धनञ्जय प्रसाद आचार्य समेत,	Reliable Hydropower Company Pvt Ltd.	Sabala VDC, Terhathum	756.0	760.0	Hydro Electricity 4.8 MW	43
79	श्री विजयमान शेरचन समेत,	Pashupati Energy Development Pvt. Ltd.	Ikudol VDC, Lalitpur	407.5	411.0	Hydro Electricity 4.36 MW	35
80	डा. दुमनसिंह थापा समेत,	Water And Energy Nepal Pvt. Ltd.	Burtibang VDC, Baglung	830.0	833.3	Hydro Electricity 6.6 MW	47
81	श्री विरेन्द्र बहादुर न्यौपाने समेत,	Joshi Hydropower Development Company Pvt. Ltd.	Maipokhari VDC, Ilam	352.0	355.0	Hydro Electricity 3 MW	41
82	श्री विजयमान शेरचन समेत,	Pashupati Energy Development Pvt. Ltd. Unit 1	Bhattedanda VDC, Lalitpur	211.6	214.1	Hydro Electricity 2 MW	30
83	श्री प्रेम लामा समेत,	Dudhakoshi Power Company Pvt. Ltd.	Jalpa VDC, Khotang	845.0	850.0	Hydro Electricity 6.5 MW	60
84	श्री सूर्य बहादुर के.सी. समेत,	Jhyamolongma Hydropower Development Company Pvt. Ltd.	Machhapuchchhre VDC, Kaski	2,760.0	2,800.0	Hydro Electricity 36 MW	70
85	श्री विरेन्द्र बहादुर न्यौपाने समेत,	Munlight Hydropower Company Pvt. Ltd.	Selang VDC, Sindhupalchowk	1,265.5	1,270.0	Hydro Electricity 10.6 MW	52
86	श्री विरेन्द्र बहादुर मल्ल समेत,	Kalanga Hydro Pvt. Ltd.	Khiratadi VDC, Bajhang	243.0	250.0	Hydro Electricity 15.33 MW	77
87	श्री इन्दिरा मल्ल समेत,	Sanigad Hydro Pvt. Ltd.	Dahabagar VDC, Bajhang	340.0	350.0	Hydro Electricity 38.46 MW	95
88	श्री विरेन्द्र बहादुर मल्ल समेत,	Shaileshwori Power Nepal Pvt. Ltd.	Gairagaun VDC, Doti	97.0	100.0	Hydro Electricity 1.55 MW	50
89	श्री राजेन्द्र प्रसाद तिवारी समेत,	Lohore Khola Hydropower Company Pvt. Ltd.	Toli VDC, Dailekh	409.0	412.5	Electricity 4.2 MW	36

S.N.	Owner's Name	Company Name	Address	Fixed Capital	Total Capital	Product & Annual Capacity	Empl oyment
90	श्रीमती इन्दिरा मल्ल समेत,	Sanigad Hydro Pvt. Ltd. Unit 1	Kafalseri VDC, Bajhang	145.0	150.0	Hydro Electricity 10.7 MW	80
91	श्री कृष्णलाल गौचन समेत,	Tanchhar Hydro Pvt. Ltd.	Kobang VDC, Mustang	97.0	100.0	Hydro Electricity 2.4 MW	50
92	श्री अर्जुन प्रसाद पौडेल समेत,	Sikles Hydropower Pvt. Ltd.	Namarjung VDC, Kaski	1,700.0	1,720.0	Hydro Electricity 10 MW	90
93	श्री कृष्ण बहादुर लामा समेत,	Devighat Hydropower Pvt. Ltd.	Charghare VDC Nuwakot	2,490.0	2,500.0	Hydro Electricity 9.6 MW	80
94	श्री अर्जुन राई समेत,	Sapsu Kalika Hydropower Company Pvt. Ltd.	Lafyang VDC, Khotang	106.5	108.5	Hydro Electricity 9.6 MW	27
95	श्री पुष्पराज पौडेल समेत,	Mandakini Hydropower Pvt. Ltd.	Sardikhola VDC, Kaski	547.8	555.4	Hydro Electricity 4 MW	24
96	श्री ल्हाकु शेर्पा समेत,	Beni Hydropower Project Pvt. Ltd.	Beni VDC, SolUKhumbu	2,850.0	2,900.0	Hydro Electricity 18 MW	50
97	श्री चिलिमे जलविद्युत कम्पनी लि. समेत,	Madhya Bhotekoshi Jalbidhyut Company Limited	Marming VDC, Sindhupalchowk	12,233.3	12,283.3	Hydro Electricity 102 MW	1,033
98	श्री श्याम सुन्दर श्रेष्ठ समेत,	Triyog Energy And Development Pvt. Ltd.	Gaddigaun VDC, Doti	615.0	620.0	Hydro Electricity 3.5 MW	35
99	श्री अनिल जोशी समेत,	Betrabati Hydro Electric Company Pvt. Ltd.	सरौथली लगायत गा.वि.स.हरुमा अवस्थित फलाखु खोला, रसुवा	2,380.0	2,400.0	Hydro Electricity 14.7 MW	70
100	श्री अम्बिका शाह समेत,	Dronachal Hydropower Company Pvt. Ltd.	Jiri VDC, Dolakha	48.5	50.0	Hydro Electricity 600 KW	26
101	श्री श्याम सुन्दर श्रेष्ठ,	Research And Development Group Pvt. Ltd. Unit 1	Dana VDC, Myagdi	695.0	700.0	Hydro Electricity 4 MW	35
102	श्री पेरश दाहाल समेत,	Salmanidevi Hydropower Pvt. Ltd.	Barchhain VDC, Doti	496.5	500.0	Hydro Electricity 3.33 MW	36
103	Mr. Dawa Steven Sherpa, NEPAL	Dipshava Hydropower Pvt. Ltd.	Dhupu VDC, Sankhuwasabha	496.5	500.0	Hydro Electricity 8.3 MW	35
104	श्री दिलिप मैनाली समेत १५ जना,	Tara Energy Pvt. Ltd.	Phulpingkatti VDC, Sindhupalchowk	7,503.9	8,057.4	Hydro Electricity 39 MW	52
105	श्री रवि कृष्ण श्रेष्ठ समेत,	Garjangupatyaka Hydropower Pvt. Ltd.	Chuchure VDC, Ramechhap	404.3	410.6	Hydro Electricity 2.83 MW	59
106	श्री नेपाल जलविद्युत प्रवर्द्धन तथा विकास लिमिटे,	Middle Modi Hydropower Limited	Salyan (Kaski), Tilhar (Parbat) VDC, Kaski	1,985.0	2,230.0	Hydro Electricity 15.1 MW	49
107	श्री विश्वनाथ कडेल समेत,	Liberty Energy Hydropower Pvt. Ltd.	Phaleni VDC, Lamjung	3,570.0	3,620.0	Hydro Power 22 MW	74

S.N.	Owner's Name	Company Name	Address	Fixed Capital	Total Capital	Product & Annual Capacity	Empl oyment
108	श्री आँखुखोला जलविद्युत कम्पनी लिमिटेड,	Singati Hydro Energy Pvt. Ltd.	Babare, Dolakha	980.0	1,000.0	Hydro Power 16 MW	60
109	श्री एक्सेलिङ्ग इन्भेष्टमेण्ट प्रा.लि. समेत,	Consortium Power Developers Pvt. Ltd.	Marbu VDC, Dolakha	3,080.0	3,100.0	Hydro Power 24.1 MW	43
110	श्रीमती कमला शेर्पा, श्रीमती माङचेन डोमा लामा, श्रीमती भूमिका लिम्बु, श्री मनहरी सापकोटा समेत,	Mountain Hydro Nepal Pvt. Ltd.	Phidim VDC, Panchathar	1,359.6	1,388.3	Hydro Power 9.5 MW	24
111	श्री अनिल राजभण्डारी,	Bajra Energy Ventures Pvt. Ltd.	Kalika & Thumakudanda VDC, Kaski	40.0	100.0	Hydro Power जलविद्युत निर्माण संचालन एवं उत्पादन गर्न सर्वेक्षण/सम्भाव्यता अध्ययन 24.8 MW	65
112	श्री अनक हाङ्गोपावर क.प्रा. लि. समेत,	Molung Hydropower Company Pvt. Ltd.	Harkapur VDC, Okhaldhunga	1,200.0	1,214.0	Hydro Power 7 MW	50
113	श्री लाल बहादुर थापा समेत,	Chhyangdi Hydropower Pvt. Ltd.	Phalene & Bansar VDC, Lamjung	282.5	285.0	Hydro Power 1.7 MW	24
114	श्री डेडराज खड्का समेत,	Upper Hewakhola Hydropower Company Pvt. Ltd.	Jaljala & Sidhdapokhari VDC, Sankhuwasabha	1,042.0	1,050.0	Hydro Power 8.5 MW	35
115	श्री आनन्द प्रसाद सुवेदी समेत,	Tundi Power Company Pvt. Ltd.	Dagnam VDC, Myagdi	4,572.5	4,600.0	Hydro Power 48.5 MW	46
116	श्री विरेन्द्र बहादुर न्यौपाने समेत,	Himal Dolkha Hydropower Company Pvt. Ltd. Unit 1	Godak VDC, Ilam	661.0	666.0	Hydro Power 8 MW	35
117	श्री सोहन सुन्दर श्रेष्ठ समेत,	Cemat Power Development Company Pvt. Ltd.	Narchyan VDC, Myagdi	556.0	560.0	Hydro Power 4 MW	35
118	श्री आनन्द प्रसाद सुवेदी समेत,	Tundi Power Company Pvt. Ltd. Unit 1	Chimkhola VDC, Myagdi	3,380.0	3,400.0	Hydro Power 37 MW	41
119	श्री मणिक बहादुर लामा,	Himalayan Water Resources And Energy Development Company Pvt. Ltd.	Madan Kudari VDC-3, Kavre	44.9	50.0	Hydro Power 6 MW	38
120	श्री दुर्गा प्रसाद अमगाई समेत,	Diamond Hydropower Pvt. Ltd.	Shreenathkoth VDC, Gorkha	730.0	750.0	Hydro Power 10 MW	75
121	श्री कृष्ण प्रसाद आचार्य समेत,	Bindhyabasini Hydropower Development Company Pvt. Ltd.	Mijuredanda VDC, Kaski	890.0	900.0	Hydro Power 6.8 MW	52
122	श्री आनन्द प्रसाद सुवेदी समेत,	Nyam Nyam Hydropower Company Pvt. Ltd.	Dandagaun VDC, Rasuwa	640.0	650.0	Hydro Power 6 MW	58
123	श्री उदय नेपाली श्रेष्ठ समेत,	Peoples Hydropower Company Pvt. Ltd.	Dhodeni VDC, Lamjung	1,970.0	2,000.0	Hydro Power 49.6 MW	46
124	श्री डा. लक्ष्मण शर्मा समेत,	Hydro Empire Pvt. Ltd.	Mudi VDC, Myagdi	918.4	1,000.0	Hydro Power 20 MW	49

S.N.	Owner's Name	Company Name	Address	Fixed Capital	Total Capital	Product & Annual Capacity	Empl oyment
Manufacturing Industry							
125	Mr Bikash Kedia,	Bijaya Plates And Chemicals Pvt. Ltd.	Birpur VDC-8, Kapilbastu	115.0	150.0	Mash Feed 24000 MT, Pellet Feed 12000 MT	125
126	Mr Umang Agrawal,	National Polyplast Industries Pvt. Ltd. (Unit -1)	Hetaudaindustrial Estate, Makawanpur	135.0	249.0	Plasticizers 19600 MT, Phthalate Plasticizer 6000 MT, Epoxy 1200 MT, Recrified Sprit Based Plasticizers 2400 MT, Primary Plasticizers (Dop) 10000 MT, Alkyd Resin 4200 MT, Hdpe Drum 1100 MT	110
127	Dr. Sumanta Prasad Banjade,	Apple International Pharmaceuticals Pvt. Ltd.	Anandaban VDC-7, Rupandehi	215.6	277.6	Tablet 150 Million Piece, Capsules 65 Million Piece, Liquids 500 KL, Powders 1.5 Million Bottle, Ointment 1 Million Tube	105
128	Mr Shanker Lal Agrawal,	Shanker Oxygen Gas Pvt. Ltd. (Unit -4)	Chhipagad VDC-3, Rupandehi	124.0	136.0	Carbon Dioxide Gas (In Liquid Form) 5400 MT, Briquette (By Product) 3000 MT	100
129	Mr. Sita Ram Upreti,	S R Friuts Pvt. Ltd	Padsari VDC-4, Rupandehi	81.0	150.0	Maida 20650 MT, Atta 4550 MT, Suji 1750 MT, Bran 8050 MT	65
130	Mr Narayan Prasad Sapkota,	Care Harble Products Pvt. Ltd.	Gangoliya VDC-3, Rupandehi	69.3	80.1	Churna 15000 KG, Bhasma 5000 KG, Tablets 15000000 Piece, Liquids 100000 Liter, Capsules 10000000 Piece, Herbal Tea 5000 KG, Ointment & Cream 500000 Tube	58
131	श्री नुर प्रताप राणा समेत I,	Kiran Shoe Manufacturs (Unit -2)	Balaju Industrial Estate, Kathmandu	34.0	49.0	Sport Shoes 1600000 Pairs	270
132	श्री निरज क्षेत्री समेत,	Birat Petroleum Pvt. Ltd.	Pida-1, Bansentar, Dhading	200.0	500.0	- - -	70
133	श्री एयी विडर्स नेपाल प्रा.लि. समेत,	Nepal Wellhope Aggrigate Pvt. Ltd. Unit 1	Tankisinuwari 2, Morang	30.4	49.4	Pettet Feed 10000 MT, Mash Feed 5000 MT	85
134	Mr.Mohit Kumar Agrawal,	Rohini Agro Industries Pvt. Ltd.	Dhakadhai 1, Rupandehi	115.0	200.0	Rice 16500 MT, Broken Rice (By Product) 3900 MT, Rice Bran (By Product) 2400 MT, Rice Husk (By Product) 4725 MT	77
135	Mr Basanta Raj Gautam समेत,	S. S. Diet And Food Industries Pvt. Ltd.	Pokhara-5, Kaski	85.0	150.0	Biscuit (Different Varities) 14000 MT	89
136	M/S Maruti Cements Limited,	Maruti Cements Ltd Unit 1	Chandra Udayapur-8, Siraha	828.8	970.0	Clinker 327750 MT, Portland Pozzolana Cement (Ppc) 207000 MT, Portland Slag Cement (Psc) 138000 MT	226
137	श्री महेश कान्दु वानिया,	Shreeram Cement Pvt. Ltd.	Harnaiya-1, Rupadehi	175.0	250.0	Opc (Ordinary Portland Cement 18000 MT, Ppc (Portland Pozzalana Cement 72000 MT	100
138	Mr Shyam Rathi,	Salasar Metal Industries	Katahari-7, Morang	53.5	106.0	Copper Wire 1500 MT, Copper Sheet 400 MT, Brass Sheet 50 MT, Pvc Scrap (By Product) 844 MT	80
139	श्री एशियन डिस्टिलरी प्रा.लि.,	Asian Distillary Pvt. Ltd. Unit 1	Pipara Simara-4, Bara	60.0	70.0	Rectified Spirit (Rs) 300 KL, Extra Neutral Alcohol (Ena) 300 KL	50
140	Mr. Huawei Zhang, China	Huwai Plastic Industry	Mahadevsthan-7, Kathmandu	26.0	36.0	Injection Molded Goods 300 MT, Blow Molded Goods 300 MT, Pet Bottle 100 MT	50

S.N.	Owner's Name	Company Name	Address	Fixed Capital	Total Capital	Product & Annual Capacity	Empl oyment
141	Mr Sunil Bista,	Solar Agmentation Group Pvt. Ltd.	Hetauda industrial Estate, Makawanpur	31.0	49.0	Pv Panels (220 Wp) 7000 Set, Pv Panels (110 Wp) 12000 Set, Pv Panels (80 Wp) 20000 Set, Pv Panels (400 Wp) 28500 Set, Pv Panels (20 Wp) 20000 Set	99
142	Mr Utsav Gupta,	Utsab Agro Fertilizer Pvt. Ltd.	Katahari-9, Morang	60.0	140.0	Mixed Fertilizer 30000 MT	60
143	Mr. Tashi Namgyal Bhutia, India.	Climate Zone Garment Industry Pvt. Ltd.	Ichangu Narayan-9, Kathmandu	1.7	2.5	Readymade Garments 52200 Pcs	20
144	Shree Syakar Company Limited	Jay Spinning Mills Pvt. Ltd.	Chorni VDC-2, Parsa	663.8	795.8	Polyester-4400 MT, Acrylic-500 MT, Cotton- 1200 MT, Viscose-1738 MT	1087
145	Mr. Lee Kyungsub, Korea	High- Art(Nepal) Pvt. Ltd.	Danchhi VDC-9, Kathmandu	29.0	45.0	Wigs Production-25000 Nos, Wigs Reconditioning-10000 Nos, Wigs Extension-10000Nos	134
146	Mr. Ajay Kumar Jalan	Reliance Industries Pvt. Ltd.	Thaiba VDC-5, Lalitpur	8.4	12.4	Aluminium Utensils-10000 Nos, Pressure Cooker-40000 Nos.	45
147	M/S Sudama Fregrance Pvt. Ltd. India	Sudama Fregrance Pvt. Ltd.	Alou VDC-7, Parsa	31.0	45.0	Plain Pan Masala-150 MT, Gutkha 150 MT, Sweet Supari-100 MT, Scented Supari-100 MT, Readymade Khaini-200MT	60
148	Ms. Xiaoqiong Wu, Mr. Fangjun Cheng, Ms. Xiaomei Li, Ms. Min Xu, Ms. Guanying Tao, Mr. Zhan Zhan, Mr. Tan Lu, Mr. Li FUKui, China	Energy In Pvt. Ltd.	Imadol VDC-7, Lalitpur	11.0	20.0	Solar Pvt System For Home Appliance-500 Set, Solar PV System For Lighting-4000 Set	31
149	Tejendra Khadka	Tigers Brewery Industries Pvt. Ltd.	Rupandehi-8	400.0	460.0	Beer- 80000 Hecto Litre	162
150	Subodh Todi, Manju Agarwal	Dinesh Fregrance Pvt. Ltd.	Chhata Pipara-5, Bara	33.0	49.0	Gutkha -2400 MT, Scented Supari-1200 MT	140
151	Sabina Ranamagar, Gagan Kunwar, Raju Khadka	Bio Comp Nepal Pvt. Ltd.	Khokana VDC-3	35.0	40.0	Organic Agriculture Fertilizer-2100 MT	50
152	Ms. Gong Lin, China	Nepal Sheng Pon International Company Pvt. Ltd.	Imadol VDC-9, Lalitpur	6.7	10.0	Toilet Soap-300 MT, Shampoo-60 MT	35
153	Mr. Masakazu Suzuki, Japan	Dream Light Energy Pvt. Ltd.	Dhapa Khel-2, Lalitpur	4.0	10.0	Solar Pv System For Home Appliance-500 Set, Solar Pv System For Lighting-4000 Set	40
154	Mr. Daniel Bungi, Switzerland	Himalayan Life Plastic Pvt. Ltd.	Pokhara-10	24.0	30.0	Recycled Pet Flakes-600 MT	60
155	Mr. Vijay Kumar, India	Tri Netra Product Nepal Pvt. Ltd.	Gaur-7 , Rautahat	6.6	10.0	Gutkha 50 MT, Sweet Supari 50 MT, Chewing Tobacco - 50 MT	50
156	श्री रोहित प्रसाद प्रसाई, भिम बहादुर पौडेल समेत,	R. And B. Group Pvt. Ltd.	Dumraha-6, Sunsari	40.0	49.0	Purified Water In Bottles 4320 KL, Purified Water In Jars 4320 KL, Juice 1000 KL	65
157	श्री विरेन्द्र कुमार संघई,	Mahalaxmi Salvent And Refinery Pvt. Ltd. Unit -1	Lipanimal-8, Bara	33.0	46.5	Pallet Feed 4000 MT, Mash Feed 1000 MT	55

S.N.	Owner's Name	Company Name	Address	Fixed Capital	Total Capital	Product & Annual Capacity	Empl oyment
158	प्रकाश तायल समेत,	A-One System And Controls (Nepal) Pvt. Ltd.	Balambu-5, Kathmandu	44.0	49.0	Motor Control Panels - 2100 Sets	50
159	श्री परमेश्वर लाल अग्रवाल,	Jaya Bageshwori Cement Pvt. Ltd.	Ganapur-5, Banke	235.0	300.0	Ordinary Portland Cement (Opc) 90000 MT	161
160	श्री राजनकृष्ण श्रेष्ठ समेत,	Hama Ispat Pvt. Ltd.	Pipra Simara-3, Bara	139.5	245.0	Ms Billet 40000 MT	195
161	Mr. Zeng Ruliu, China	Kabeli Organic Vegetables Pvt. Ltd.	Pharping VDC-5, Kathmandu	23.5	25.0	Organic Vegetables-180 MT. Organic Fruits-70 MT	40
162	Mr. Stefano Fianpiero Mancini, Switzerland	Maya Stationary Pvt. Ltd.	Naya Pati VDC-2, Kathmandu	6.0	7.5	Stationary Items-50 MT (Paper Stationary Items, Exercise Books, Registers, Envelops, Files Etc.)	26
163	Shree Basant Poudel	Global Agro Products Pvt. Ltd.	Mangalpur-4, Chitwan	175.0	248.0	Maxed Feed-12000 MT, Pallet Feed-24000 MT	170
164	Mr. Liu Jinyuan, China	Sarwa Shree Garment Pvt. Ltd.	Shyachutar VDC-3, Kathmandu	20.0	30.0	Readymade Garment -200000 Than	320
165	Shree Anupam Radhi	Dynamic Pulses Industries Pvt. Ltd.(Branch Industry 1)	Sonapur VDC-2, Sunsari	35.7	48.0	Arhar Dal-696 MT, Mass Dal- 696 MT., Masoor Dal-820 MT, Matar Dal-360 MT, By Products Chunni, Bhusa(Skin Of Arhar)-80MT, Chunni, Bhusa (Skin Of Mass)-80 MT, Chunni, Bhusa(Skin Of Masoor)-150 MT, Chunni Bhusa (Skin Of Matar)-28 MT	50
166	Mr. Yuqiang Wang, China	Mama Tofu Pvt. Ltd.	Godawari VDC-5, Lalitpur	8.0	10.0	Tofu-156 MT	23
167	Shree Binaya Kumar Shah	Prestige Mats Industries	Bahuari VDC- 6, Bara	100.0	200.0	Pvc Mat-1054080 Sq. MT. Pvc Compound-1000 MT	96
168	Shree Arjun Kumar Mainali	Pathibhara Steel Industries	Charpane VDC-5, Jhapa	37.0	49.0	Various Rolled Iron Products(Such As Bars, Angles, Channels Etc.)-12000 MT, Annealed Wire/ Fine Wire-1000 MT, Wire Nail-1000MT	96
169	Mr. Gurbhej Singh ,India	Eastern Energy Pvt. Ltd.	Jorapati, Kathmandu	6.0	10.0	Solar Charge Controller-2000 Pcs, Solar Ups-2000 Pcs, Volt Guard-2000 Pcs. Battery Charger-1000 Pcs	57
170	Mr. Ma Manai, China	Nightiangle Garment Pvt. Ltd.	Ichangu Narayan VDC-1, Kathmandu	21.0	30.0	Shirts-60000 Pcs, T-Shirts- 30000 Pcs, Pollover-20000 Pcs, Jacket-30000 Pcs, Skirt- 30000 Pcs, Trouser-40000 Pcs, Shorts-30000 Pcs	97
171	Shree Prajwal shreha	N. P. Foods Pvt. Ltd.	Nang Khel VDC-2, Bhaktpur	35.0	49.9	Extruded Snacks (Such As Cheese Balls, Cheese Rings Etc.)-900 MT. Fried Snacks (Such As Kurkure Type, Potato Chips Etc)-900 MT. Roasted Snacks (Such As Popcorns, Pallets Etc.)-700 MT	60

S.N.	Owner's Name	Company Name	Address	Fixed Capital	Total Capital	Product & Annual Capacity	Empl oyme nt
172	Shree Pawan Kumar Agarwal	Perfect Cable Industries Pvt. Ltd.	Charpane VDC-5, Jhapa	32.0	48.0	Copper House Wiring Cable-200 MT, Wire-100 MT. Aluminium House Wiring Cable-10 MT. Concentric Cable-100 MT, Aluminium Armored Cable-30 MT. Aluminium Unarmored Cable-30 MT. Copper Armoured Cable-30 MT, Copper Unarmoured Cable-20 MT, Acsr/Acc/Aaac Conductor-200 MT, Bare Copper Wre-10 MT. Stay Wire-30 MT, Aerial Bundled Conductor Cable-100 MT. Xlpe Cable-50 MT. Antenna Wire-10 MT. Pvc Pipe-150 MT. Lay Flat Tube/Flexible Tube-200 MT, Hdpe Pipe-100 MT, Pvc Compound-200 MT, Pipe Fittings-30 MT. Rope, Sutali And Tape-200 MT, Pvc Profile-170 MT.(Total 2000 MT)	75
173	Mr. Shi Rongqiang, China	Hamro Solar Pvt. Ltd.	Jeetpur Phedi VDC-3, Kathmandu	5.5	10.0	Solar Pv System For Home Appliance-500 Nos, Solar Pv System For Lighting-3000 Nos	50
174	Shree Nabin Kumar Sharma	Shangrila International Food Pvt.Ltd.	Duhabi VDC-1	35.0	50.0	Frozen Buffalo Meat-6408MT, Dry Buffalo Meat-1602MT	100
175	Shree Sitaram Agrarwal	Green Vaneer Industries Pvt.Ltd	Charpaane VDC,8, Jhapa	120.0	150.0	Block Board(19-44 Mm Thickness)-200000 Sq.Mtr.Plywood(2-42mm Thickness)-400000 Sq.Mtr.,Vaneer-2000000 Sq.Mtr.	103
176	Shree Mukesh Agarwal	Agromet Fregerence Pvt. Ltd	Biratnagar-6	31.0	49.0	Plain Pan Masal-100MT, Gutkha-150MT, Khaini-100MT. Scented Supari-150MT. Chewing Tobacco-100MT	60
177	Shree Barun Kumar Agarwal	Premier Fregerence	Siddarhnagar-4, Rupandehi	31.0	47.0	Plain Pan Masala-100MT, Gutkha-200MT.Khaini-100MT.Scented Supari-100MT	50
178	Shree Ram Prasad Kharel	Grace Farmacuetical Pvt.Ltd.	Makrahar VDC,8, Rupandehi	93.1	104.0	Tablet/Bati-100 Million, Liquid Orals-220 Kilo Litre, Capsules-22.5 Million, Powder/Bhasma/Churna-86MT. Ointment/Cream-22.5MT	78
179	Shree Simarjeet Singh, India	Advance Nutritions Pvt.Ltd	Lipanimal VDC-9, Bara	18.0	29.7	Feed Premix-2400,T	25
180	Shree Ashish Mahato	K.V. Elex Pvt.Ltd	Janakpur-14	36.0	49.0	Pvc Insulated Copper Cables(House Wire And Flexible Cables)-600MT Aaac/Acsr Conductor-1200MT,Enamel Copper Wire (With/Without Paper Cover)-600MT, Distribution Transformer(15-5000kva)-600sets	80

S.N.	Owner's Name	Company Name	Address	Fixed Capital	Total Capital	Product & Annual Capacity	Empl oyment
181	Mrs. Zhang Shen,China	Taiyan Yuyan Pvt.Ltd	Sugarkhal -4, Kailali	22.0	25.0	Placer Gold-25 KG	65
182	Mrs. Zhang Shen,China	Cheng Jiyang Pvt.Ltd	Sisiniya VDC-5, Dang	22.0	25.0	Placer Gold-25 KG	70
183	Shree Phura Geljen Sherpa	Shrepa Brewery Pvt.Ltd.	Chourikhark, VDC-7, SolUKhumbu	280.0	310.0	Beer -50000 Hecto Litre	100
184	Shree Shyam Aryal	Evergreen Bembo Industries Pvt. Ltd.	Ramnagar Municipality-11, Nawalparasi	92.0	119.1	Bembo Plywood-1400000 Cub.Ft.	127
185	Shree Anuj Agarwal	Green Field Ink Pvt. Ltd	Barkalpur VDC-6, Kapilbastu	35.0	42.0	Fuel Oil Furnance Oil-351KL, Carbon Black-234MT, Steel Wire-78MT, Pyrolysis Gas(For Captive Use)-78MT	50
186	Shree Prem Bahadur Shrestha	Panchakanya S.S. Pvt.Ltd	Mahadevsthan VDC-7, Kathmandu	40.0	60.0	Stainless Steel Water Tank-3600 MT	34
187	Mr. Jiang Xuepin, China	Sanding Food Products Pvt.Ltd	Rampur Tokari VDC-3, Bara	35.0	60.0	Frozen Buffalo Meat-1602MT. Buffalo Dry Meat-360MT	93
188	Shree Sitaram Timlsina	Sita Products Pvt. Ltd	Chalnakhel, VDC-5, Kathmandu	46.0	48.0	Large Cylender(6.8 M3/Cylender)-302400cm. Small Cylender(1.4m3/Cylender)-129600cm. Industrial Grade Oxygen-48000cm, Nitrogen Grade Oxygen-45000cm	42
189	Mr.Sutan Zhao,Chia,Zhenjiang Li,China	Rang Ji Gold Mining Company Pvt.Ltd	Durgasthan-3, Baitadi	15.0	17.0	Placer Gold-17 KG	50
190	Mr. Sutan Zhao,China,Mr. Zhenjiang Li China	Tiyan Hi Gold Mining Company Pvt.Ltd	Pipaladi VDC-5, Kanchanpur	15.0	17.0	Placer Gold-17 KG	47
191	Mr. Sutan Zhao,China, Mr.Zhenjing Li China	Heng Tang Mining Company Pvt.Ltd	Bharatpokhari VDC-5, Kaski	15.0	17.0	Placer Gold-17 KG	45
192	Shree Rajendra Man Shrestha	Sky International Phermaceuticals Pvt.Ltd.	Daghikot-4, Bhaktapur	119.9	134.7	Tablet-100 Million/Year, Capsules-10million/Year, Cream/Ointment-30MT/Year	61
193	Shree Sitara Timalisina	Sita Products Pvt. Ltd. Branch Industry 1	Chalna Khel VDC-5, Kathmandu	40.0	47.0	In Jar(20 Litre And More)-7500 KL, In Pet Bottles(0.5 Litre And More)-7500 KL	46
194	Ms. Zhang Hongyun, China	Tri-Shakti Chhinhari Chhanhai Oil Industries Pvt. Ltd.	Lubhu VDC-1,Lalitpur	32.0	46.0	Mustard Oil-750 MT, Sunflower Oil-750 MT, Soyabean Oil-120 MT	45
195	Shree Ajay Raj Sumargi Parajuli, Samjhana Aryal	Mukti Shree Cement Industries Pvt. Ltd.	Gutu VDC-4, Surkhet	1,850.0	2,000.0	Opc-336000 MT	332
196	Shree Biplap Adhikari	Inovative Farma Lab Pvt. Ltd.	Kabilash VDC-1 Jugedi, Chitwan	97.8	106.8	Tablet Of Penicillin Products-14000000 Tablets, Capsules Of Penicillin Products-112000000 Capsules, Dry Syrups Of Penicillin Products-6300 KG(Or 300000 Bottles)	61

S.N.	Owner's Name	Company Name	Address	Fixed Capital	Total Capital	Product & Annual Capacity	Empl oyment
197	Shree Mahesh Kumar Agarwal	Shree Chewing Products Pvt. Ltd.	Khanar VDC-4, Sunsari	32.0	49.0	Plain Pan Masal-100 MT, Gutkha-150 MT, Khaini-75 MT, Scented Supari- 100 MT, Chewing Tobacco-75 MT	50
198	Shree Shyam Sundar Khetan	Suryodaya Polymers Pvt. Ltd.	Patan Industrial Estate, Lalitpur	31.5	47.5	Plastic Water Tank-2000 MT	50
199	Shree Pawan Prasad Shrestha, Prakriti Bajracharya, Ganga Shrestha, Anant Man Thaiba	Cristal Bottlers Pvt. Ltd.	Madhabaliya VDC-7, Rupandehi	44.0	76.0	Blended Liquor(Various Strength)-4000000 Lp Litre	60
200	Shree Sameer Prasad Pradhan	Sameer Farma Company Pvt. Ltd.	Chhatapipra VDC-2, Bara	134.3	166.5	Tablets-100 Million Piece, Capsules-50 Million Piece Ointments-2.5 Million Tube	121
201	M/S Chaudhary Biosys(Nepal) Pvt. Ltd. , Nepal, M/S Biosynergy A/S, Denmark	Biosys Nepal Pvt. Ltd.	Kamhariya VDC-6, Kathmandu	31.0	38.0	Herbal Body Care Formula-50 MT, Herbal Food Supplement-100 MT, Herbal Aromatics-50 MT, Plants Extracts-1000 MT, Essential Oil-50000 Litres	141
202	M/S Chaudhary Biosys(Nepal) Pvt. Ltd. , Nepal, M/S Biosynergy A/S, Denmark	Biosys Nepal Pvt. Ltd. Branch Industry 1	Dumki Bas VDC, Nawalparasi	13.8	18.0	Essential Oil- 50 KL, Plant Extracts-1 KL	36
203	M/S Chaudhary Biosys(Nepal) Pvt. Ltd. , Nepal, M/S Biosynergy A/S, Denmark	Biosys Nepal Pvt. Ltd. Branch Industry 2	Rauteli Bichhuwa VDC, Kanchanpur	12.0	16.0	Essential Oil- 40 KL, Plant Extracts-1 KL	28
204	M/S Chaudhary Biosys(Nepal) Pvt. Ltd. , Nepal, M/S Biosynergy A/S, Denmark	Biosys Nepal Pvt. Ltd. Branch Industry 3	Syaule VDC, Dadeldhura	11.5	14.5	Essential Oil- 30 KL, Plant Extracts-1 KL	28
205	M/S Chaudhary Biosys(Nepal) Pvt. Ltd. , Nepal, M/S Biosynergy A/S, Denmark	Biosys Nepal Pvt. Ltd. Branch Industry 4	Nepalgunj, Banke	10.0	13.5	Essential Oil- 32 KL, Plant Extracts-5 KL	28
206	Shree Kumari Devi Luitel	Bishranti Fregrance	Tanki Sinuwari VDC-2, Morang	31.0	45.0	Plain Pan Masal-200 MT, Gutkha-500 MT, Khaini-50 MT, Scented Supari- 200 MT, Surti-50 MT	50
207	Shree Sumitra Niroula	Raj Devi Fregrance	Tanki Sinuwari VDC-1, Morang	32.0	46.0	Plain Pan Masal-200 MT, Gutkha-550 MT, Khaini-50 MT, Scented Supari- 150 MT, Surti-50 MT	55
208	Shree Rabi Agarwal	Green Field Fregrance Pvt. Ltd.	Biratnagar-4	34.0	47.0	Plain Pan Masal-150 MT, Gutkha-350 MT, Khaini-70 MT, Scented Supari- 100 MT, Chewing Tobacco-70 MT	50
209	Shree Rabi Agarwal	Star Fregrance Pvt. Ltd.	Biratnagar-4	31.0	47.0	Plain Pan Masal-125 MT, Gutkha-125 MT, Khaini-50 MT, Scented Supari- 125 MT, Chewing Tobacco-50 MT	65

S.N.	Owner's Name	Company Name	Address	Fixed Capital	Total Capital	Product & Annual Capacity	Empl oyment
210	Shree Mukesh Agarwal	Seer Fragrance Pvt. Ltd.	Biratnagar-11	36.0	49.0	Plain Pan Masal-150 MT, Gutkha-125 MT, Khaini-50 MT, Scented Supari- 150MT, Chewing Tobacco-50 MT	50
211	श्री पुष्प बस्नेत,	Estern Fragrances	Pathari-1, Morang	31.0	45.0	Plain Pan Masala 200 MT., Gutkha 500 MT., Khaini 50 MT., Scented Supari 200 MT., Surti 50 MT.	50
212	श्री निकेश कुमार सघाई समेत,	Aarya Periyentals Pvt. Ltd.	Bara – 4	864.3	906.0	Small Volume Parenterals (44.35KL) 20 Million, Large Volume Parenterals (6150KL) 13.5 Million Bottlers	94
213	श्री गंगालाल श्रेष्ठ समेत १७ जना,	Janakalayan Multiproduct Limited	Panchakhal-5, Kavre	87.5	99.8	Npk Fertilizer 7500 MT	46
214	M/S UDS International Pte. Ltd., Singapore	United Fragrances Pvt. Ltd.	TANKISINUWARI -4, MORANG	17.5	30.0	Plain Pan Masala 300 MT, Gutkha 350 MT, Sweet Supari 50 MT, Scented Supari 50 MT, Readymade Khaini 50 MT	50
215	राहुल कुमार अग्रवाल समेत,	Shiv Shakti Dall Mill Pvt. Ltd.	Chorni VDC 4, Parsa	140.0	240.0	Pulse 25000 MT., Pulse Husk (By Product) 2880 MT.	95
216	Mr. Taiping Wang, China	Taiping Furniture Pvt. Ltd.	Sitapaila VDC 1, Kathmandu	26.0	35.0	Bed 300 Nos., Cupboard 300 Nos., Table 600 Nos., Tea Table 900 Nos., Chair 900 Nos.	70
217	Ms. Ping Wang, China, Mr. Tashi Wangyal Lama, Nepal	Insulate Wall Panel Manufacture Company Pvt. Ltd.	Bishnu Budhanilkantha VDC 1, Kathmandu	8.0	12.5	Polyurethane Sandwich Panel 320 MT	27
218	Mr. Raj Kumar Gupta, India	Raj Pauches Pvt. Ltd.	Rajbiraj Metropolitan 8, Saptari	10.5	20.0	Plain Pan Masala 250 MT, Gutkha 250 MT, Sweet Supari 50 MT, Scented Supari 50 MT	46
219	Mr. Noah Andrew Dawes, Canada, Mr. Chandra Sharma, Nepal	Milkmandu Dairy Pvt. Ltd.	Sainbu VDC-5, Bhaisepati, Lalitpur	6.5	8.0	Pasteurized Skimmed Milk 57600 Liter, Yoghurt 66500 Liter, Butter 1000 KG, Ghee 1400 Liter, Cheese 19400 KG	24
220	Mr. Li Haiyun, China, Mr. Sun Jiahao, China	Jia Gheng Motorbike Assembling Company Pvt. Ltd.	Sitapaila-2, Kathmandu	5.7	10.0	Carrier Tricycle 150 Nos., Scooter 150 Nos.	60
221	M/S Evroy Global Pvt. Ltd., India	Evroy Nepal Pvt. Ltd.	Purushottampur-5, Kapilbastu	8.0	15.0	Plain Pan Masala 300 MT, Gutkha 450 MT, Chewing Tobacco 48 MT	9
222	Ms. Juanping Li समेत (चिनिया नागरिक ७ जना र नेपाली नागरिक ५ जना), China	Nepal Coffee Himalaya Pvt. Ltd.	Gothapani-7, Kavre	34.0	40.0	Coffee Beans 36 MT	10
223	M/S Good Neighbors International Corporation, Korea	H. Plant Pvt. Ltd.	Darma-7, Humla	6.0	10.0	Esstntial Oil 20000 Ltr., Herbal Tea 14 MT	21
224	M/S Good Neighbors International Corporation, Korea	H. PLANT PVT. LTD. UNIT -1	Shreenagar-5, Mugu	6.0	8.6	Esstntial Oil 8000 Ltr., Herbal Powder 40 MT, Herbal Soap 20 MT	18

S.N.	Owner's Name	Company Name	Address	Fixed Capital	Total Capital	Product & Annual Capacity	Empl oyment
225	श्री मुकेश कुमार शर्मा समेत ३ जना,	Supreme Pharmaceuticals Pvt. Ltd.	Lipanimal-8, Bara	88.4	95.1	Tablets And Bolus 100 Million Pcs., Oral Powder 5000 KG, Oral Liquids 500000 Liters, External Liquids 300000 Liters	65
226	Mr. Shoichi Nishimura, Japan	Japan Nepal Clean Energy Pvt. Ltd.	Dhaphashi-4, Kathmandu	9.0	35.0	Solar Pv System For Home Appliance 500 Sets, Solar Pv System For Lighting 4000 Sets	33
227	श्री प्रवेक खनाल समेत,	Kasturi Pharmaceuticals Pvt. Ltd.	Mangalpur-5, Chitwan	136.7	170.4	Tablets 250 Million Piece, Capsules 65 Million Piece, Ointments 0.7 Million Tube	134
228	Mr. Clark Duane Jensen USA	Free Stuff Nepal Pvt.Ltd	Saibu, VDC-8, Lalitpur	7.7	10.0	Shirt-36000pcs, Trousers-15000pcs, Track Shut-10000pcs T-Shirts-10000pcs, Jacket-10000pcs, Waist Coat-10000pcs Kurta-10000pcs	45
229	Mr. Chander Hans, India	Nepal Eco Venture Tyre Re-Cycling Pvt.Ltd.	Chhatapipra VDC-4, Bara	15.0	20.0	Crumb Rubber-3000MT,Fuel Oil-220MT, Carbon Black-155MT,Steel Wire-455MT, Pyrolysis Gas(For Captive Use)-60 MT	70
230	Ms. Chunhae Kil, Korea	Saewoon Sys Tech Pvt. Ltd.	Basamadi VDC-3, Makawanpur	18.0	25.0	Solar Pv System For Water Heating And Boiling-1500 Sets,Solar Pv Systems For Lighting-4500 Sets	12
231	Shree Ram Prasad Kharel	Grace Farmcuiticals Pvt.Ltd.	Makahar VDC-8, Rupandehi	93.1	104.0	Tablet/Bati-100 Million Pcs., Liquiod Orals-220 Kilo Liter, Capsules-22.5 Million Pcs., Powder/Bhasma/Churna-86 MT, Ointment/Cream-22.5MT	78
232	Shree Ajay Kumar	Bara Distillery Pvt.Ltd.	Itiyahi VDC, Barainiya VDC, Bara	140.0	200.0	Blended/Bottled Liquor-35,07,000 Lp Litre, Rectified Spirit(External Sale)-450 KL, Extra Neutral Alcohol(External Sale)-450KL	272
233	Mr. Zhao Xiaqing, China	Sichuan Colar Company Pvt. Ltd.	Saibu, VDC-6, Lalitpur	9.0	30.0	Solar Pv System For Home Appliance-500 Sets, Solar Pv System For Lighting-4000 Sets	33
234	Shree Santosh Baral	Aadee Remedies Pvt. Ltd.	Imadol-7, Imadol	155.8	164.1	Tablet-100 Millions Pcs., Oral Rchydratation Solution(Ors)-5000 KG Ointment-20 Million Tubes	59
235	Shree Rajesh Kumar Chaudhary	Narayani Distillery Pvt. Ltd.	Ganga Pipra VDC-6,9, Rautahat	93.0	120.0	Blended & Bottled Liquor-1803600 Lp Litre, Rs(External Sale)-360 KL, Ena-360KL	135
236	M/S Organic Mountain, Flavour B.V., The Netherlands. M/S The Organic Valley Pvt. Ltd., Nepal. M/S Investors Home Pvt. Ltd. Nepal	Organic Mountain Flavour Pvt. Ltd.	Chhinchu VDC-2, Surkhet	15.0	20.4	Dehydrated Ginger-70 MT, Ginger Powder-26 MT, Ginger Candy-10 MT	27
237	Mr. Xiangmin Xia, China	Himalayan Energy Nepal Pvt. Ltd.	Imadol -4, Lalitpur	18.0	25.0	Solar System For Heating-1500 Sets, Solar Pv System For Lighting-4500 Sets	60

S.N.	Owner's Name	Company Name	Address	Fixed Capital	Total Capital	Product & Annual Capacity	Empl oyment
238	Shree Shyambhu Ratna Tuladhar Dawangnamagel, Mr. Marcellinus Felixreginald Bertels, Netherlands	Mandella Silk Design Pvt. Ltd.	Manamaiju VDC-3, Kathmandu	6.5	10.0	Readymade Garment(Shirt, Trouser, Skirt Etc)-60000 Thank	40
Mineral Based Industry							
239	Shree Nirvan Kumar Chaudhary	Armet Minerals And Metals Nepal Pvt. Ltd.	Nayak Wada VDC-6, Jajarkot	46.0	50.0	Iron Ore Concentrate-2000 MT	55
240	Shree Dev Bahadur Jora	Seti Mahakali Minerals Pvt.Ltd	Mining Site Mahadevsthan VDC Baitadi And Factory Site Malakheti VDC-3	27.5	30.0	Talc Powder-400MT	83
241	Shree Bal Bahadu Kuwar, Kanchanpur, Mr Bipin Sing Rana, India	Shiwalik Minerals Pvt. Ltd.	Geta VDC-6, Kailali	27.5	30.0	Talc Powder-4000MT	80
242	Shree Dinesh Jora, Kanchanpur. Mr. Bipin Sing Rana, India	Bhageshwor Minerals Pvt.Ltd.	Shamshergang VDC,7, Banke	27.5	30.0	Talc Powder-4000MT	85
243	Mrs. Zhang Shen, China	Jiyang Ya Pvt. Ltd.	Suda VDC-7, Kanchanpur	8.3	10.0	Placer Gold-15 KG	53
244	Mr. Rungui Zhao, China	Nepal South Asian Jinding Mineral Company Pvt. Ltd.	Taranga VDC, Surkhet	7.8	10.0	Placer Gold-12 KG	110
245	Mrs. Zhang Shen, China	Jin Jiyang Pvt. Ltd.	Durgasthan VDC-3, Baitadi	17.0	20.0	Placer Gold-22 KG	81
246	Mrs. Zhan Shen, China	Zhang Shen Pvt. Ltd.	Sugar Khel VDC-3, Kailali	8.2	10.0	Placer Gold-15 KG	60
247	श्री राममणी भुसाल, श्री कुलचन्द्र भुसाल,	Black Head Mines Nepal Pvt. Ltd.	Ranishikhar VDC, Darchula	33.3	37.5	Lead 60000 MT	113
248	श्री राममणी भुसाल, श्री कुलचन्द्र भुसाल,	Torex Mines Nepal Pvt. Ltd.	Pokharathok VDC, Arghakhachi	35.4	39.6	Iron 60000 MT	113
Service Industry							
249	Mr Patrick O' Hern Bollon,	Software Development House Nepal Pvt. Ltd.	Ka.Ma.Na.Pa-9, Kathmandu	1.5	2.0	Software Development 30 Packages	17
250	श्री खिम बहादुर डि.सी.,	Rapti Gas Udyhog Pvt. Ltd.	Satabariya VDC-6, Dang	45.6	84.6	LPG Gas Refilling 5000 MT	28
251	Mr Ilhwan Kim,	S I F Institute Pvt. Ltd.	Lalitpur-5	6.0	7.4	Language Training 145 Students, Computer Training 130 Students	28
252	Mr Seleha Ali, USA	Saleha Ali Software Development Company Pvt. Ltd.	Kirtipur-1	7.4	9.0	Software Development 150 Packages	45

S.N.	Owner's Name	Company Name	Address	Fixed Capital	Total Capital	Product & Annual Capacity	Empl oyment
253	Ms. Skeele Ellen Elizabeth,	Himalayan Textile Training Center Pvt. Ltd.	Bishnu Budhanilkantha-1, Kathmandu	2.0	2.5	Vocational Training 300 Persons	18
254	Mr Mun Chanjoo,	Mire Software Pvt. Ltd.	Gongabu VDC-7, Kathmandu	4.9	5.7	Software Development 110 Package	27
255	Mr Joseph Daniel Torrenueva Banas,	Hang Sing Software Pvt. Ltd.	Chhetrapati, Ka.Ma.Na.Pa.-17, Kathmandu	4.6	6.0	Software Development 60 Package	36
256	Mr Kenta Ohnuki,	Aashahi Language Training Institute Pvt. Ltd.	Gongabu VDC-1, Kathmandu	9.8	11.4	English Language Training 300 Persons, Japanese Language Training 250 Persons	27
257	Mr Yu Yi,	Mahamai Language And Computer Training Institute Pvt. Ltd.	Kathmandu-14	9.8	12.0	Computer Training 300 Person, Chinese Language Training 300 Person	26
258	Mr Ma Musa,	Kangaru International Cargo Handling Pvt. Ltd.	Kathmandu-29	10.5	12.0	International Cargo Handling 4000 MT	40
259	Mr. Elliot William Moodie, Austrilia	Melbourn English Language Pvt. Ltd.	Kathmandu-35	4.0	5.0	Language Training 150 Persons	19
260	श्री नेपाल पारवहन तथा गोदाम व्यवस्था कम्पनी लि.,	Shree Himalayan Terminals Pvt. Ltd.	Sirsya 4, Parsa	18.5	31.0	Containers 180 Trains, Bulk Cargo 120 Trains	180
261	Mr Simon Peter Bond, Austrilia	Bondi Pvt. Ltd.	Thamel, Kathmandu-29	1.9	2.5	Software Development 65 Package	10
262	Mr Mohamad Rezk, Syria	Arabic Language And Computer Training Center Pvt. Ltd.	Kathmandu-9	2.1	2.5	Computer Training 150 Person, Arabic Language Training 150 Person	19
263	Mr Seo Chang Deok, South Korea	Machhapuchhre Institute Pvt. Ltd.	Pokhara-15	4.1	5.0	Computer Training 50 Person, Language Training 50 Person	12
264	Mr Zhang Huarong, China	Milan International Bendng Photography Pvt. Ltd.	Kathmandu-1	9.0	10.0	Photography 66000 Pieces	30
265	Mr Cheolsoo Choi, Korea	Saral International Language Training Center Pvt. Ltd.	Lalitpur-3	2.0	2.5	English, Japanese And Korean Language Training 150 Person	17
266	Mr Marc Gerard Bimboire, France	Olga Software Pvt. Ltd.	Sanepa, Lalitpur-6	5.1	6.0	Software Development 90 Package	27
267	Mr Jeffrey Ray Scott, USA	Type Host Web Development Pvt. Ltd.	Kathmandu-6	4.8	6.0	Software Development 50 Package, Website Design 50 Project	34
268	श्री डिल्लीराम सुवेदी समेत,	Tribeni Gas Udhog Pvt. Ltd.	Jogimara-9, Dhading	75.0	100.0	LPG 211268 Cylinder	42
269	M/S Infraco Asia Himalayan Hydro Pte.Ltd,	Gurans Energy Limited	Kathmandu-10	520.0	830.0	Project Financing 4 Projects, Share Investment 4 Project, Development And Promotion Of Hydro And Infrastructure 10 Project	55
270	Shree Shiv Prasad Ghimire	Sugam Gas Udhog Pvt. Ltd. (Branch Industry 1)	Bhadgau Sinuwari VDC-4, Sunsari	70.0	100.0	LPG Refilling-6000 MT Or LPG Cylinders-422535 Cylinder	52
271	Mr. Thomas Schlaw	Thomas Soft Pvt. Ltd.	Buddhanagar-10, Kathmandu	4.1	5.0	Software Development-100 Packages	25
272	M/S Regus India Holdings Ltd., Mr. John Henderson	Regus Business Center Management Pvt. Ltd.	Kathmandu-10	46.5	50.0	Convention -2640 Nos	30

S.N.	Owner's Name	Company Name	Address	Fixed Capital	Total Capital	Product & Annual Capacity	Empl oyment
273	Mr. Ross Graham James Berry, Ms. Ross Carole, Australia	Green Line Software Pvt. Ltd.	Kathmandu-15	3.2	4.0	Software Development-45 Packages	29
274	Mr. Habibullah Ghulam Bahaudin Ghazni, Afghanistan	Habibi Computer Training Pvt. Ltd.	Kathmandu-16	2.0	2.5	Computer Training-600 Persons	23
275	Shree Rabin Lama	Senergy Printing And Packaging	Shainbu VDC-4, Lalitpur	37.0	46.0	Printing Job-600 MT, Corrugated Box-700 MT, Laminated Packaging Wrapper-700 MT	36
276	Mrs. Jang Sung Ran	Neko Language Center Pvt. Ltd.	Kathmandu-34	1.6	2.0	Language Training-150 Students	17
277	Mr. Bao Zaiquan	Hey Shia Software Pvt. Ltd.	Kathmandu-11	20.0	25.0	Software Development-400 Packages	170
278	Ms. Zhang Jing, China	Himalayan River Construction Pvt. Ltd.	Kathmandu-1	40.0	48.0	Construction Services-Rs90000000	71
279	Ms. Joy Papud Cavalida, Philippines	Joi Software Development Pvt. Ltd.	Kathmandu-4	4.0	5.0	Software Development 80 Packages	40
280	Mr. Kim Jong Gwon, Korea	Korean Alternative Hospital Pvt. Ltd.	Lalitpur-4	1.7	2.5	Room Charge (365 Days A Year) 2190 Persons, Medical Services (300 Days's A Year) Opd Service 12900 Persons	18
281	Mr. Lin Yongcheng, CHINA	Hilltake Advertising Material Production Pvt. Ltd.	Kathmandu-4	27.5	30.0	Printed Materials 300 Nos, Audio Advertisement Materials 200 Nos, Video Advertisement Materials 100 Nos	35
282	Ms. Anna Tara Gresham Edwards, UK	Social Software Pvt. Ltd.	Kathmandu-2	12.0	15.0	Software Development 120 Packages	60
283	श्री इन्द्र बहादुर बानिया समेत,	Modern Infrastructure Pvt. Ltd.	Hatiya-5, Makawanpur	180.0	250.0	Various Kinds Of Construction Works 620000000 Rs	155
284	Mr. Anil Thaman, India	Captain Outdoors Pvt.Ltd.	Chapali Bhadrakali VDC-9, Kathmandu	14.0	20.0	Advertisement Boards/Bill Board Production-100 Pcs. Advertisement Material Printing-2000000 Impressions	50
285	Mr. Yan Congbin, China	Himchuli International Cargo Pvt.Ltd.	Thamel-29, Kathmandu	22.0	25.0	International Cargo Handling-7000MT	60
286	Shree Somnath Pathak	Quality Roto Packaging Pvt. Ltd.	Hati Bangai-5, Rupandehi	80.0	140.0	Printing And Laminatedproducts-1800 MT	70
287	M/S Shanghai Greenroad International Logistics Co. Ltd. China	Shangai Greenroad International Logistics Nepal Pvt.Ltd.	Kathmandu-4	8.5	10.0	International Cargo Handling-3500MT	40
288	Mr. Fatih Ayia, Turkey	Star Global Software Pvt.Ltd.	Kathmandu-10	4.0	5.0	Software Development-50 Packages	33
289	Ceragem India Pvt. Ltd., India	Ceragem Nepal Pvt. Ltd.	Kathmandu-4	8.5	10.0	Vocational Training-500 Persons	30
290	Ms. Zhao Yulei, China	Sunshine Advertising Pvt. Ltd.	Kathmandu-14	23.0	25.0	Printed Advertisement Materials-240 Nos, Audio Advertisement Materials-160 Nos, Video Advertisement Materials-80 Nos	35

S.N.	Owner's Name	Company Name	Address	Fixed Capital	Total Capital	Product & Annual Capacity	Employment
291	Mr. Lal Muhammad Pad Shah, Afghanistan	Aajmi International Pvt. Ltd.	Kathmandu-16	2.0	2.5	Computer Training-600 Persons	22
292	Mr. Stephen James Masty, British	Kathmandu Story Tailors Pvt. Ltd.	Thaiba VDC-9, Lalitpur	3.7	4.4	Book Publication- Rs 8000000	27
293	M/S Mukta Dinwiddle Moclaren Architects, Bangladesh	M.D.M. Architect Pvt.Ltd.	Kathmandu-3	26.5	30.0	Construction Service Equivalent To Rs.70000000	16
294	Ms. Zhou Cai, China	Trinity Software Pvt.Ltd.	Lalitpur -15	22.0	25.0	Software Development-200 Packages	65
295	Shree Arjun Khadkha	J. S. L. Nepal Pvt. Ltd.	Kathmandu-10	8.8	10.0	Japanese Language Training-200 Students, English Language Training-150 Students, Korean Language Training-150 Students, Computer Training-200 Students	30
296	M/S Nit Holdings Ltd. Hongkong	Nit Holdings Financial Nepal Pvt. Ltd.	Lalitpur-10	45.0	1,950.0	Investment Capacity- Rs. 1900000000(Or Financial And Share Investment In 10-10 Projects), Infrastructure Development, Project Development And Promotion-20	44
297	Ms. Linda Jean Cloud, USA	Wikon Media Production Pvt. Ltd.	Kathmandu-35	4.1	5.0	Printed Advertisement Materials-200 Nos. Adio Video Advertisement Materials-30 Nos	22
298	Mr. Ranjeet Singh, India	Sun Aviation Nepal Pvt. Ltd.	Kathmandu-1	8.6	10.0	International Cargo Handling-3500 MT	40
299	Mr. Chihiro Konishi, Japan	I.K. Tek Pvt.Ltd	Kirtipur-1, Kathmandu	8.5	10.0	Software Development-60 Packages, Japanese Language Training-300 Students	40
300	Mr. Abdulsalam Ameen Ahmed Al-Hariri, Yeman	Ameen Language And Computer Centre Pvt. Ltd	Kathmandu-13	4.2	5.0	Language Training(Arabic, English)-350 Students, Computer Training-150 Students	16
301	Mr. Taheeruzzaman Sheikh, Bangladesh	Gao K.G. Software Pvt. Ltd.	Lalitpur-2	20.0	25.0	Software Development-400 Packages	170
302	Shree Yajurendra Bahadur Shrestha	S.P.I. Nepal Pvt. Ltd.	Lalitpur-5	15.2	19.0	Computer Software-400 Package	80
303	M/S Altai Himalaya Pte.Ltd., Singapore	Altai- Himalaya Workshop Pvt.Ltd.	Kathmandu-15, Shwaymbhu	8.5	10.0	Skill Development On Fabric Making-200 Persons	25
304	Shree Pramodraj Satyal	Green Gas Udyog Pvt.Ltd	Baireni VDC-6, Dhading	133.0	160.0	LPG Refilling-6000MT(422535 Cylinders)	42
305	Dr. Jageshwar Gautam	Chitwan Medical College Pvt.Ltd	Bharatpur-10 And 13, Chitwan	950.0	1,000.0	Beds(700beds Hospital)-255500bed-Days Annual Intake Of Mbbs Students-140 Students, Annual Intake Of Bdc Students-50 Students, Annual Intake Of Bn/Bsc Nurshing Students-70 Studetns	645
306	Mr. Koshilning, India	Himalayan Strategic Training Pvt.Ltd	Saibu,VDC-8, Lalitpur	9.0	10.0	Management And Career Skill Training-600 Persons	30

S.N.	Owner's Name	Company Name	Address	Fixed Capital	Total Capital	Product & Annual Capacity	Empl oyment
307	M/S Darcl Logistics Ltd.India	Darcel Logistic Nepal Pvt.Ltd	Kathmandu-22	9.0	10.0	International Cargo Handling-5000MT	37
308	Mr. Per NiKLas Nero, Nweden	NicKLas International Cargo Pvt.Ltd.	Kathmandu-16	4.4	5.0	International Cargo Handling-2000MT	25
309	Mr. Joel Stephen Travis,USA	Morning Star Recording Studio Pvt.Ltd	Kathmandu-14	4.3	5.0	Audio Recording-600nos	20
310	M/S Issuisha Corporation ,Japan	Nepal Issuisha Pvt.Ltd.	Pithouli VDC-4, Nawalparasi	22.0	25.0	Construction Services For Infrastructure Development(Hydropower, Road,Tower, Building)-60nos	60
311	M/S Andmine Pty. Ltd., Australia	A. M. Nepal Pvt. Ltd.	Kathmandu-32	4.0	5.0	Software Development-90 Packages	40
312	M/S Unique Engineers Pvt. Ltd., India	Unique Engineers Construction Pvt. Ltd.	Kathmandu-16	26.5	30.0	Construction Service-Rs 70000000	60
313	Mr. Ian Edward Atkins, UK, Mr. Dawa Steven Sherpa, Nepal	Top Out Nepal Pvt. Ltd.	Chouri Khark VDC-5, SolUKhumbu	8.5	20.0	Oxygen Gas Refilling-16000 Cylinders(51.2 MT), Cylinders Repair-8000 Cylinders	40
314	Shree Dinesh Shrestha	Lord Buddha Education Academy Limited	Nepalgunj-16, Banke	1,430.0	1,500.0	Annual Intake Of Students For Mbbs-150 Students, Annual Intake Of Students For Pg/Md/Ms-25 Students, Annual Intake Of Students For Nusring-40 Students, Beds(1050 Beds Hospital)-383250 Bed- Days	1100
315	Mr. John Joseph Bonner, USA, Mr. Pujan Hada Pradhan, Kathmandu, Nepal	Kathmandu International Medical Centre Pvt. Ltd.	Kathmandu-29	9.3	10.0	X- Ray Service-6000 Nos, Pathology Service-18000 Nos, Ecg Service-3000 Nos	21
316	Mr. Tarek Elhaj, Syria, Mr. Iyad Koubaitary, Syria	Tashas Cargo Pvt. Ltd.	Pokhara-6	8.5	10.0	International Cargo Handling-3400 MT	40
317	Mr. Avraham Reuven, Germany, Mr. Chen-Amoss Pliskin, Israel	P. R. Software Pvt. Ltd.	Kathmandu-29	8.5	10.0	Software Development-150 Packages	27
318	M/S Silver Heritage Limited, British Virgin Island, Mr. Rajendra Bajgai, Nepal	Silver Heritageinvestment Pvt. Ltd.	Kathmandu-16	47.0	1,950.0	Project Financing-10 Projects, Share Investment-8 Projects, Development And Promotion Of Infrastructure Projects-18 Projects	50
319	Shree Mohan Dhvaj Joshi	Printing Impressions Pvt. Ltd.	Kathmandu-13, Baphal	42.0	49.0	Printing-10000000 Copy	50

S.N.	Owner's Name	Company Name	Address	Fixed Capital	Total Capital	Product & Annual Capacity	Empl oyment
320	M/S Zamil Infra Pvt. Ltd., India	Zamil Infra Pvt. Ltd.	Lalitpur-10	100.0	800.0	Construction Works Of Various Types Equivalent To Rs 1000000000	375
321	Mr. Kim Ki Young, Korea, Mr. Park Cheon, Korea	Korea Language School Hetauda Pvt. Ltd.	Hetauda-5	8.5	10.0	Software Development-50 Packages, English Language Training-150 Persons, Korean Language Training-250 Persons	40
322	Mr. Zhong Minglu, China	Star Light Computer And Language Training Centra Pvt. Ltd.	Lalitpur-2	27.0	30.0	Computer Training-500 Persons, Chinese Language Training-400 Persons	40
323	Mr. Gilberto Santos Padilla	Highest Link Pvt. Ltd.	Lalitpur-4	8.5	10.0	Printed Advertising Materials-200 Nos.	16
324	Mr. Jae Gu Kin, South Korea	Mero Sathi Book Publication Pvt. Ltd.	Lalitpur-4	4.0	5.0	Book Publication-1000 Nos	25
325	M/S Mgh Logistics Asia Pte. Ltd., Singapore, M/S Transmarine Logistics Asia Pte. Ltd. Singapore	One World Aviation Pvt. Ltd.	Kathmandu-2	8.6	10.0	International Cargo Handling-3500 MT	40
326	Mr. NobUKatsu Mizoguchi, Japan	Simrik Language Centre Pvt. Ltd.	Baneshwor, Kathmandu	27.0	30.0	Enligh Language Training-600 Persons, Japanese Language Training-300 Persons	40
327	Mr. Seifollah Mohammad Hossein Pour, Iran	Era Skill Training Pvt. Ltd.	Lalitpur-10	14.6	20.0	Mechanics Category-135 Persons, Electrical Category-135 Persons, Plumbing Category-135 Persons	25
328	M/S BBC Media Action, UK	B.B.C. Media Action Nepal Pvt. Ltd.	Lalitpur 3	8.0	9.0	Human Resources Training For Television And Radio Programs 360 Nos.	22
329	M/S Stichting Dutch Cancer Diagnostic Development Fund, The Netherlands, M/S Intrepid Nepal Pvt. Ltd., Nepal	Intrepid Cancer Diagnostic Pvt. Ltd.	Kathmandu-11	14.8	16.3	Cancer Sample Testing 1450 Samples	21
330	Ms. Marise Marriner, New Zealand	Rios Language Center Pvt. Ltd.	Balambu-3, Kathmandu	13.0	15.0	English Language Training 900 Packages	30
331	Mr. Wu Zhencong, China	Quest Software Development Pvt. Ltd.	Lalitpur Sub-Metropolitan 10	26.0	30.0	Software Development 300 Packages	70
332	Mr. Mei Fangchuan, China	Bir Language Center Pvt. Ltd.	Kathmandu-30, Mahaboudha	18.5	20.0	English Language 200 Persons, Chinese Language 200 Persons	20
333	Mr. Lucian Eugen Calarasu, Germany	German & Korean Language Pvt. Ltd.	Pokhara-6	18.2	20.0	Language (English, German, Korean) 200 Persons	17
334	Mr. Jane Soon Kim, USA	Adhikari Talkifield Kim Pvt.Ltd	Jhamsikhel-2, Lalitpur	13.5	15.0	Language Training-240 Persons, Computer Training - 250 Persons	27
335	Ms. Michellelesa Hensley, USA	American Training Institute Pvt.Ltd.	Lalitpur-4	4.3	5.0	Management And Career Skill Training-600 Persons	20

S.N.	Owner's Name	Company Name	Address	Fixed Capital	Total Capital	Product & Annual Capacity	Empl oyment
336	M/S Gwang HyUK Construction Co.Ltd.Korea	G.H.N. Pvt.Ltd.	Gahana Pokhari-5, Kathmandu	36.0	45.5	Various Kinds Of Construction Works (Hydropower,Electric Transmission,Dam, Tunnel,Flyover, Ropeway Etc)-Equivalent To Rs 100000000	128
337	Shree Ajay Ghimire	Ace Institute Of Management Ltd.	Kathmandu-9	240.0	250.0	Bba(Banking And Insurance)- 384 Students,Mba-120 Students Emba-90 Students,Mbae-240 Students	85
338	M/S Itonocs	Itonics Nepal Pvt.Ltd	Kathmandu-32	7.4	10.0	Software Development-100 Packages, Webpage Design-100 Nos.	37
339	Shree Prakashchandra Ghimire, Shree Paras Basnet	Orient Digital Midea Pvt. Ltd.	Kathmandu-34	37.4	47.4	Television Transmission Service(Iptv) Operation-3200 Users	17
340	Mr. Zhen Song, China, Mr. Zhao Pan Henan, China	J-Season Cargo Pvt.Ltd.	Thamel-29	8.6	10.1	Cargo-3400 MT	40
341	Mr. Jan Lee Beaderstadt. USA., Mr. Kul Bahadur Gurung Nepal	B-Kul Language Training Center Pvt. Ltd.	Thamel-29	9.0	10.0	Enlish Language Training-400 Persons, Russian Language Training-200 Persons, Nepali Language Training-300 Persons	24
342	Mr. Vinicius Souto Moreira, Brazil	Focus Training Pvt. Ltd.	Butwal-11	8.2	10.0	Electrician Training-129 Persons, Plumbing Training- 129 Persons	21
343	Ms. Michelle Erin Flint, USA, Ms. Leah Joyce Weldon, USA, Mr. Daniel Jared Winslow, USA	Global Neighbors Language Training Center Pvt. Ltd.	Bouddha-6, Kathmandu	13.0	15.0	English Language Training- 500 Persons, Nepali Language Training -200 Persons	31
Tourism Industry							
344	Mr Dawa Niklaus Sigirt,	Swambling Hotel Pvt. Ltd.	Boudha, Ka.Ma.Na.Pa-6, Kathmandu	18.0	20.0	Hotel 46 Bed, Restaurent 50 Seats	40
345	Ms. Puja Poudel,	Happy World Pvt. Ltd.	Thamel, Ka.Ma.Na.Pa.-16	46.0	49.5	Visitors 115000 Persons, Restaurant 49500 Seats	56
346	Mr Krishna Prasad Sedai, Nepal.Ms. Charlotte Marie Christine Gainier, France	Mando Bijaro Pvt. Ltd.	Kathmandu-23	8.0	10.0	Hotel 36 Beds, Restaurant 60 Seats	36
347	M/S Mountain Equipe Sri, Italy	Mountain Equip Hotel Nepal Pvt. Ltd.	Kathmandu-16	41.7	48.1	Hotel 8 Double Bed Room	18
348	श्री ल्हाक्पा सोनाम शेर्पा,	Kasara Jungle Resort Pvt. Ltd.	Patihani-1, Chitwan	95.0	100.0	Hotel 48 Bed, Restaurant 100 Seats	45
349	श्री डम्बर वहादुर तामाङ्ग समेत,	Ocean Park And Resort Pvt. Ltd.	Khanar-1, Sunsari	145.0	150.0	Hotel 36 Double Bed Room, Restaurant 100 Seats, Amusement Park 310000 Person	78
350	श्री कृष्ण वहादुर महरा क्षेत्री,	Hotel Devori And Restaurent Pvt. Ltd.	Dhangadi Na.Pa. -1, Kailali	94.0	100.0	Hotel 48 Bed, Restaurant 130 Seats	85

S.N.	Owner's Name	Company Name	Address	Fixed Capital	Total Capital	Product & Annual Capacity	Empl oyment
351	श्री मोतीलाल दुग्ड समेत,	The Centurian Hotel Pvt. Ltd.	Biratnagar -7, Morang	45.5	50.0	Hotel 40 Bed, Restaurant 80 Seats	60
352	श्री महेश गोयल,	Shriji Hotels Pvt. Ltd.	Kathmandu -9	153.5	163.2	Hotel 46 Bed, Restaurant 100 Seats	90
353	Mr. Iheng Hexi,	Gongjau Hotel With Restaurent Pvt. Ltd.	Ichangu Narayan -1, Kathmandu	12.5	15.0	Hotel 30 Bed, Restaurant 50 Seats	40
354	Mr Daniel Maco Bodriguez,	Spanish Topaz Launge Pvt. Ltd.	Lajimpat, Kathmandu-2	3.8	4.5	Restaurant 40 Seats	14
355	Mr Raju Khatri समेत,	Namaste Nepalese Air Pvt. Ltd.	Jawalkhel, Lalitpur- 14	150.0	300.0	Passenger 442368 Passenger	90
356	श्री टाकासी मियहारा,	Hotel Himalayan View Sarangkot Pvt. Ltd.	Sarangkot-3, Kaski	290.0	300.0	Hotel 90 Bed, Restaurant 160 Seat	73
357	Mr. Prakash Dugar, India	Platinum Resort Pvt Ltd.	Dhulikhel Na.Pa.-9, Kavre	82.5	85.0	Hotel 22 Rooms With Double Beds, Restaurant 60 Seat	50
358	Mr Clendon Kathryn Ruth, Newzealand	U.N.B. Restaurent Pvt. Ltd.	Lalitpur-5	5.0	6.0	Restaurant 40 Seats	14
359	Ms. Suzanne Kupiak,Australia	Sauraha Bamboo Cottage Pvt. Ltd.	Bachhyauli-6, Chitwan	1.8	2.5	Hotel 18 Beds, Restaurant 25 Sats	26
360	श्री शान्ति दुवाडी समेत,	Hotel Seven Star Pvt. Ltd.	Bachhyauli-3, Chitwan	158.2	166.2	Hotel 48 Bed, Restaurant 150 Seats	75
361	Mr Johnny Elliot Galley, British.	Himalayan Meditetion Retreat Hotel And Restaurent Pvt. Ltd.	Lekhnath-9, Kaski	1.9	2.4	Hotel 18 Beds, Restaurant 30 Seats	20
362	Mr Antonio Pascual Diaz, Spain,Mr Netra Bahadur Thapa Magar, Nepal	Nirsh Toste Bakery Restaurent Pvt. Ltd.	Kathmandu-6, Kathmandu	6.3	8.0	Restaurant 120 Seats	24
363	Mr. Liu Lei	Mitrata Hotel With Restaurant Pvt. Ltd.	Sarangkot VDC-2, Kaski	12.5	15.0	Hotel- 40 Beds, Restaurant-70 Seats	40
364	M/S Indian Network For Development Exchange Pvt. Ltd., India	Eyutex Nepal Pvt. Ltd.	Kathmandu-6	4.0	5.0	Hotel-20 Beds, Restaurant-50 Seats	40
365	Mr. Leonardus Aloisius Josephus	Centre Resort Pvt. Ltd.	Nayapati VDC-7, Kathmandu	8.0	10.0	Hotel-20 Beds, Restaurant-50 Seats	40
366	Mr. Yang Ki Young	Hyocho Himalayan Lodge Pvt. Ltd.	Pokhara-6	2.0	2.5	Hotel-20 Beds, Restaurant-34 Seats	27
367	Mr. Kim Seung Keun, Mr. Seung Jae Yoo, Mr. Wonil Lee	Cafe Jireha Pvt. Ltd.	Saibu VDC-4, Lalitpur	4.4	5.6	Restaurant-80 Seats	40
368	Mrs. Ma Xiaofeng, Mrs. Dai Fan Xiang, Mr. Li Laihong, Mr Zhuang Jianfei, Mr. Zhang Shengcai, Mrs. Gao Shanshan, China	Star Fish Hotel With Restauratn Pvt. Ltd.	Kathmandu-29	11.5	15.0	Hotel-42 Beds, Restaurant-80 Seats	45
369	Shree Nagendra Kisan Pampati, Natraj Prasad Mittalay	I.S.M.I. Housing Pvt. Ltd.(Branch Industry-1_	Baluwatar	136.0	140.0	Hotel-48 Beds, Restaurant-50 Seats	44

S.N.	Owner's Name	Company Name	Address	Fixed Capital	Total Capital	Product & Annual Capacity	Empl oyment
370	Ms. Runhua Zhao, China	Hotel Zhao Pvt. Ltd.	Kathmandu-15	3.9	5.0	Hotel-20 Beds, Restaurant-50 Seats	34
371	Urmila Devi Khetan	Himal Water Park And Village Hotel Pvt. Ltd.	Birgunj-17	93.0	100.0	Hotel-44 Bed, Restaurant-130 Seats	49
372	Mr. Xuguang Duan, China	Jaint Panda International Restaurant Pvt. Ltd.	Kathmandu-29	4.5	6.0	Restaurant-60 Seats	26
373	Mr. Dheya Nasser Saleh Al Rahma	Dubai Darbar Restaurant Pvt. Ltd.	Kathmandu-4	3.8	4.8	Restaurant-80 Seats	23
374	Mr. Chen Mahang, China	Swadilo Restaurant Pvt. Ltd.	Lalitpur-4	9.0	12.5	Restaurant-150 Seats	46
375	Mr. Zhou Kun, China	Greatwall Hotel With Restaurant Pvt. Ltd.	Lalitpur-6	9.5	12.0	Hotel-20 Beds, Restaurant-60 Seats	40
376	Ms. Yang Chummei, China	Ama Chinese Restaurant Pvt. Ltd.	Kathmandu-6	8.0	10.0	Restaurant-100 Seat	40
377	Mr. Zhejiang Li, China	Hotel Taishan Pvt. Ltd.	Kathmandu-29, Thamel	26.0	30.0	Hotel 40 Beds, Restaurant 150 Seats	40
378	Mr. Stephan Kocher, Switzerland	Hotel Swiss Family Home Pvt. Ltd.	Sheshnarayan-3, Kathmandu	4.2	5.0	Hotel 40 Beds, Restaurant 70 Seats	34
379	Mr. Xigang Gao, China	Aahude Pvt. Ltd.	Kathmandu-6, Boudha	1.9	2.5	Hotel 20 Beds, Restaurant 60 Seats	22
380	Mrs. Zhang Yu, China	Rising Star Hotel Pvt. Ltd.	Lalitpur-8	23.0	25.0	Hotel 40 Beds	45
381	श्री शक्ति कुमार गोल्यान,	Westar Hospitality Developers Pvt. Ltd.	Kathmandu-10	725.0	750.0	Hotel 244 Beds, Restaurant 150 Seats	200
382	Mr. Zhou Quan, China	Mitrata Floriculture Industries Pvt. Ltd.	Bhim Dhunga VDC-3, Kathmandu	23.0	25.0	Flowers-30 MT	37
383	Mr. Song Mingzhong, China	Song Restaurant Pvt. Ltd.	Kathmandu-29	1.9	2.5	Restaurment -40 Seats	20
384	Shree Nirvan Kumar Chaudhary	C.G. Saphari And Tours Pvt. Ltd.	Meghouli VDC-4, Chitwan	220.0	226.0	Hotel-48 Beds, Restaurant-60 Seats	58
385	Mr. Mavluda Hajiyova, Uzbekistan	Choice Café Pvt. Ltd.	Kathmandu-16	3.7	5.0	Restaurant -60 Seats	26
386	Shree Pasang Tamang	Pure Land Resort Pvt. Ltd.	Talku Ducheour VDC-8	8.8	10.0	Hotel-20 Beds, Restaurant-40 Seats	45
387	Shree Suman Bikram Pande	Devalaya Pvt. Ltd.	Kathmandu-29	46.0	50.0	Hotel-40 Beds, Restaurant-80 Seats	60
388	Shree Laxman Babu Shrestha	Ichchhakaman Cablecar Pvt.Ltd.	Dorechowk VDC-3, Chitwan	780.0	800.0	Cable Car Operation-930000 Person	90
389	Mr. Masudur Rahman, Bangladesh	Newa Kitchen Pvt. Ltd.	Shesh Narayan VDC-3, Kathmandu	3.6	5.0	Restaurant-70 Seat	26
390	M/S Quadrivium S.A., Switzerland	Ulence Resort Hotel Pvt. Ltd.	Ugrachandi VDC-9, Kavre	240.0	271.2	Hotel-200 Beds, Restaurant -40 Seats	154
391	Mr. Yan Xinsheng, China	Hotel China Garden Pvt. Ltd.	Kathmandu-1	45.0	50.0	Hotel- 46 Beds, Restaurant-60 Seats	42
392	Mr. Joshua John Kretzu, USA	Shree Harvest Foods Pvt. Ltd.	Pokhara-6	1.8	2.5	Restaurant -40 Seat	19

S.N.	Owner's Name	Company Name	Address	Fixed Capital	Total Capital	Product & Annual Capacity	Empl oyment
393	Shree Tejendra Pratap Basanyat	Heaven Café And Guest House Pvt. Ltd.	Shesh Narayan VDC-1, Kathmandu	18.0	20.0	Hotel-28 Beds, Restaurment-100 Seats	28
394	Mr. Marcia Barboza Real, Brazil	Marcia Hotel And Restaurant Pvt. Ltd.	Lalitpur -2	11.5	15.0	Hotel-40 Beds, Restaurant-100 Seats	45
395	Shree Bharat Raj Sharma	Atithi Resort And Spa Pvt. Ltd.	Pokhara-6	85.0	90.0	Hotel-49 Beds, Restaurant- 100 Seats	47
396	Mr. Insoo Ahu, Korea	Sanga Lauenge And Cafe Pvt. Ltd.	Kathmandu-16	12.5	15.0	Restaurant-150 Seats	40
397	Mr. Thomas Madagame Lavanway, USA	Commonwealth Development(Nepal) Pvt. Ltd.	Kathmandu-1	91.0	100.0	Hotel-48 Bed, Restaurant-100seat	60
398	Mr. Qingrong He, China	Lusian Guest House Pvt.Ltd	Kathmandu-30	14.0	17.0	Hotel-45 Beds(Single Room- 15,Double Rooms- 15)Restaurment-60 Seats	50
399	Shree Rajesh Dangol(Maharja n), Kathmandu,Mr.L i Jixin,China	Litile China Ding Wai Sang Restaurent And Bar Pvt.Ltd	Kathmandu-1	8.0	10.0	Restaurant-100 Seats	40
400	Shree Bashudev Dhungana	Banabas Eco Resort Pvt.Ltd	Kumroj VDC-1, Chitwan	30.0	33.0	Hotel-48bed, Restaurant-50 Seats	19
401	Shree Manish Rajbhandari	International Hotels Pvt.Ltd.	Kathmandu-32, Kalikasthan	526.8	540.0	Hotel-112rooms,224beds, Resturant200seats	157
402	Shree Shyamsundar Lal Kakshapati	South City Housing Pvt.Ltd	Lalitpur-2	48.0	50.0	Hotel-48bed, Restaurant-50 Seat	22
403	Shree Lakpa Sonam Sherpa	Nepal Mountain Lodge Pvt.Ltd	Pokhara-3	45.0	50.0	Hotel-30bed, Restaurant-40 Seat	45
404	Mr. Qingqi Lan,China	Fujian Chinese Restaurant Pvt.Ltd	Kathmandu-17	3.8	5.0	Restaurant-60seats	28
405	Shree Insuwa Tamang, Dipendra Rai	Pavilience Himalaya Pvt. Ltd.	Pumdibhumdi VDC-2, Kaski	160.0	170.0	Hotel-48 Beds, Restaurant-100 Seats	50
406	Shree Kalasang Sherpa	Samsing Holding Pvt. Ltd.	Kathmandu-30	139.2	143.2	Hotel-48 Beds, Restaurant-60 Seats	56
407	Shree Dilip Mainali	Bharatpur Garden Resort Pvt. Ltd.	Bharatpur -10	91.0	100.0	Hotel-80 Beds, Restaurant-100 Seats	70
408	Mr. Kichan Moon, Korea, Mr. Byungsub Kang, Korea, Ms. Uun Cha Kim	Grace Guest House Pvt. Ltd.	Lalitpur-14	17.4	20.0	Hotel- 40 Beds, Restaurant-70 Seats	41
409	Mr. Curtis Glenn Taylor, USA	Town Planning Guest House Pvt. Ltd.	Kathmandu-35	9.0	10.0	Hotel- 40 Beds, Restaurant-70 Seats	34
410	Mr. Dae Hwan Kim, Korea	Island Restaurant And Bar Pvt. Ltd.	Pokhara-6	3.5	5.0	Restaurant-60 Seat	25
411	Mr. Mikhail Ahmad Lari,	M. L. Hospitality Pvt. Ltd.	Kathamandu-1	45.0	50.0	Restaurant-150 Seats	50

S.N.	Owner's Name	Company Name	Address	Fixed Capital	Total Capital	Product & Annual Capacity	Employment
	Kolkata- West Bengal, India						
412	Mr. Vincent Marie Doppler, France, Mr. Dipendra Sigdel, Nepal	A La Soup Restaurant Pvt. Ltd.	Pokhara-6	4.5	6.0	Restaurant-70 Seats	25
413	Shree Krishna Prasad Pande, Arjun Bahadur Ban, Mr. Addie SHLomo Loebinger, Israel	O.R.2.K. Cafe & Bar Pvt. Ltd.	Kathmandu-29, Thamel	8.3	10.0	Various Kinds Of Foods-16000 Persons, Bar Items-18000 Persons	12
414	M/S Linxia Cloud Islamic Meat Products Processing Co. Ltd., China, Ms. Sun Li, China, Ms. Sun Yanhua	Zhan Yun International Food Court Pvt. Ltd.	Kathmandu-11	90.0	100.0	Restaurant-300 Seats	90
415	Mr. Lyon Tierney, British	Sattara Spring Pvt. Ltd.	Dhital VDC-3, Kaski	9.0	10.0	Hotel-10 Rooms, Restaurant-10 Seats	73
416	Mr. Wang Wenbin, China	Kudos Hotel Pvt. Ltd.	Bouddha	27.8	30.0	Hotel-40 Beds	45
417	Shree Hemants Raj Kolakshapati	Nepal Moutain Lodge Pvt. Ltd. Branch Industry-1	Lumle VDC-3, Kaski	45.0	50.0	Hotel-30 Beds, Restaurant-50 Seats	55
418	Mr. Alexey Sebekin, Russia	Hutor Pvt. Ltd.	Lekhnath VDC-9, Kaski	8.7	10.0	Hotel-20 Beds, Restaurant-40 Seats	45
419	Ms. Anne Lerchi, Germany, Mr. Rishi Poudel, Nepal	Taal Lounge Cafe And Restaurant Pvt. Ltd.	Pokhara-16	8.2	10.0	Restaurant 90 Seats	33
420	Mr. Derek Robert Whitlock, Britain, Ms. Anne Louise Whitlock, Australia	Pokhara Bambo Garden Restaurant Pvt. Ltd.	Pokhara-6	8.0	10.0	Restaurant 100 Seats	40
421	Mr. Cho Byoung Chun, Korea, Ms. Yun Jungmin, Korea	Squirrel In The Mountain Village Restaurant And Bar Pvt. Ltd.	Pokhara-6	7.9	10.0	Restaurant 110 Seats	40
422	Mr. Tenzin Soman Gonsar,	Korish Nepal Restaurant Pvt. Ltd.	Kathmandu-6	7.5	10.0	Restaurant 110 Seats	40
423	श्री नारायण बहादुर श्रेष्ठ, श्री पासार्ङ्ग श्रेष्ठ, श्री शैलेन्द्र राज जोशी ।	Roseville Farm & Resort Pvt. Ltd.	Baluwapati Deupur-6, Kavre	44.0	50.0	Hotel 48 Beds, Restaurant 75 Seats	45
424	Mr. Jin Mingfa, China	Mingfa Hotel & Restaurent Pvt. Ltd.	Jhamshikhel, Lalitpur	30.0	35.0	Hotel 40 Beds, Restaurant 150 Seats	50
425	Ms. Jane Soon Kim, USA, Ms. Karen Sun-Yi Chwe, USA	Butterfly Cafe Pvt. Ltd.	Lalitpur-3	7.5	10.0	Restaurant 110 Seats	40
426	Mr. Almalki Saleh Mohammed M, Saudi Arabia	Hotel Shyarpu Pvt. Ltd.	Kathmandu-16, Pakanajol	8.5	10.0	Hotel 32 Beds, Restaurant 30 Seats	40
427	Mr. Aaron Marcus Suttle,	Common Grounds Kathmandu Pvt. Ltd.	Kathmandu-6, Boudha	12.0	15.0	Restaurant 150 Seats	40

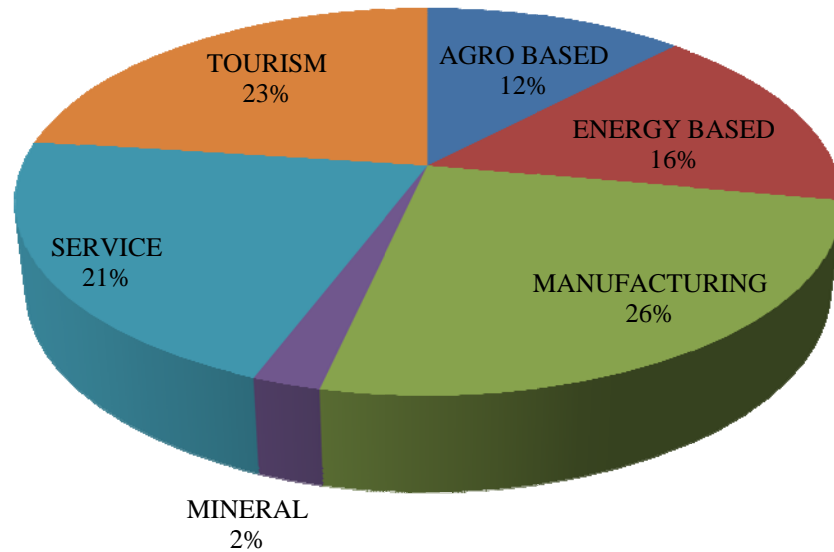
S.N.	Owner's Name	Company Name	Address	Fixed Capital	Total Capital	Product & Annual Capacity	Employment
	USA						
428	Mr. Roni Isaac, Australia, Mr. Sunil Bir Jung Rana, Nepal	Exotic House Pvt. Ltd.	Kathmandu-17, Dhobichaur	17.0	20.0	Hotel 32 Beds, Restaurant 70 Seats	50
429	Mr. Paolo Bignardi, Italy	Paolo Hotel Pvt. Ltd.	Matatirtha-7, Kathmandu	11.5	15.0	Hotel 40 Beds, Restaurant 100 Seats	45
430	Mr. Timothy Joseph Frankel, USA, Mr. Jhaindra Prasad Ghimire, Nepal	Yeti Pizza Pvt.Ltd.	Gongabu-7	6.3	7.5	Restaurant 80 Seats	31
431	Mr. Gauthier Christian Nicolas Roux, France, Mr. Bal Bahadur Rana Magar, Nepal	Anjali's Dolphins Resort Pvt. Ltd.	Thakurdwara-9, Bardiya	5.0	6.2	Hotel 20 Beds, Restaurant 40 Seats	32
432	Mr. Ye Dan, China	Chhinnamasta Hotel With Restaurant Pvt. Ltd.	Bachhyauli VDC-3, Chitwan	32.0	35.0	Hotel 40 Beds, Restaurant 60 Seats	60
433	Mr. Yuan Fengchang, China	City Side Hotel Pvt. Ltd.	Sarangkot-2, Kaski	28.0	30.0	Hotel 40 Beds	45
434	श्री टाकासी मियाहारा (नेपाली नागरिक), नेपाल	Annapurna Cable Car Pvt. Ltd.	Sarangkot VDC, Kaski	585.0	600.0	Cablecar 450000 Persons	55
435	Mr. Tang Guanzong, China	China Town Restaurant Pvt. Ltd.	Kathmandu-30, Jyatha	16.5	20.0	Restaurant 200 Seats	46
436	M/S Drala Holdings AG, Switzerland	Drala Resort Nepal Pvt.Ltd.	DAKSHINKALI VDC-9, KATHMANDU	86.0	90.0	Hotel-48 Beds, Restaurant-60 Seats	56
437	Mr. Kang Dooyoung, Korea	Hallasan Restaurant Pvt. Ltd.	Kathmandu-17	4.2	5.0	Restaurant -60 Seats	24
438	Shree Ramchandra Bahadur Bhattarai	Da. Yatra Courtyard Pvt. Ltd.	Lika-6, Pokhara	90.0	95.0	Hotel-48 Beds, Restaurant-100 Seats	55
439	Mr. Jianli Liu, China	Lumbini Cloud Buddhist Cultural Facility Construction And Operation Company. Pvt.Ltd	Gonaha VDC-5, Rupandehi	95.0	100.0	Hotel-44 Beds, Restaurant-100 Seats	45
440	Ms. Vegter Ginette, The Netherlands	Bullet Base Camp Pvt.Ltd.	Pokhara-6	3.9	5.0	Restaurant -52 Seats	30
441	Mr. Garet Antoine Mathieu, France	French Corner Pvt.Ltd.	Thamel-29	3.9	5.0	Restaurant-52 Seats	30
442	Mr. Li Fengying, China	China CG Hotel Pvt. Ltd	Kshetrapati-17, Kathmandu	13.0	15.0	Hotel-34 Beds, Restaurant-70 Seats	40
443	Ms.Schneckenburger Adelheid Dora, Germany	Bishuddhi Pvt.Ltd.	Hemja VDC-5, Kaski	19.0	19.8	Hotel-10 Rooms(34 Beds), Restaurant-40 Seats	14
444	Mr. Shen Yun, China	Roseline Hotel With Restaurant Pvt. Ltd.	Kathmandu-6	32.0	35.0	Hotel-40 Beds, Restaurant-60 Seats	60
445	Mrs. Monique Irma Matthea Frans Hoefman, Belgium	Monique Hotel And Restaurant Pvt.Ltd	Thamel-29	30.0	35.0	Hotel-40 Beds, Restaurant-150 Seats	50

Table 2: Number of Industries Registered by Category (F.Y.2069/70)

(Rs. mln)

Category	No Of Industry	Total Capital	Fixed Capital	Working Capital	Employment
AGRO BASED	54	1,992.25	1,588.79	403.47	2,204
ENERGY BASED	70	86,537.52	84,286.59	2,250.93	5,105
MANUFACTURING	114	13,331.73	10,350.07	2,981.66	9,678
MINERAL	10	267.16	238.52	28.64	833
SERVICE	95	10,321.28	4,925.22	5,396.06	5,911
TOURISM	102	7,141.19	6,586.58	554.61	4,774
2069/70 TOTAL	445	119,591.13	107,975.77	11,615.36	28,505

Category Wise Industry Registration



**Table 3: Number of Industries Registered by Category
(Up to F.Y.2069/70)**

(Rs. mln)

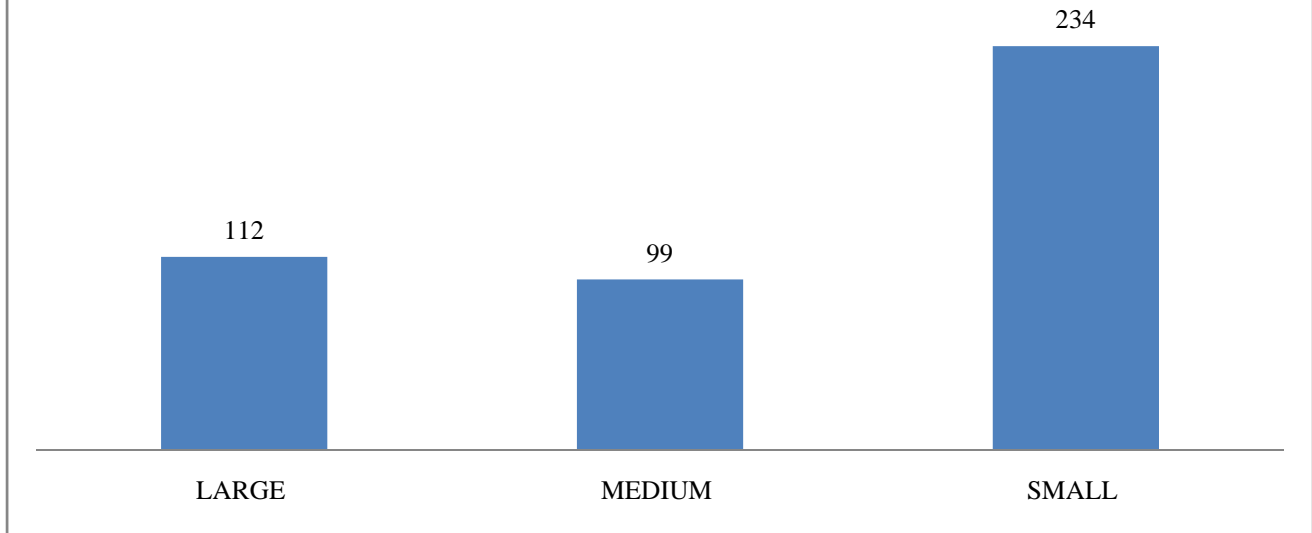
Category	No Of Industry	Total Capital	Fixed Capital	Working Capital	Employment
AGRO BASED	271	13,419.44	11,268.06	2,151.38	29,153
CONSTRUCTION	40	6,219.03	5,875.01	344.02	2,718
ENERGY BASED	184	269,736.65	260,399.35	9,337.30	19,262
MANUFACTURING	2,319	181,076.15	131,861.05	49,215.10	266,611
MINERAL	52	4,010.91	3,542.49	468.42	5,457
SERVICE	1,451	98,836.25	68,905.76	29,930.49	95,473
TOURISM	957	45,784.74	40,855.56	4,929.18	39,604
TOTAL	5,274	619,083.17	522,707.28	96,375.89	458,278

Table 4: Number of Industries Registered by Scale (F.Y.2069/70)

(Rs. mln)

Scale	No Of Industry	Total Capital	Fixed Capital	Working Capital	Employment
LARGE	112	105,148.06	99,964.66	5,183.40	12,743
MEDIUM	99	10,981.85	5,182.80	5,799.05	6,379
SMALL	234	3,461.22	2,828.31	632.91	9,383
TOTAL	445	119,591.13	107,975.77	11,615.36	28,505

Scale Wise Industry Registration



**Table 5: Number of Industries Registered by Scale
(Up to F.Y.2069/70)**

(Rs. mln)

Scale	No Of Industry	Total Capital	Fixed Capital	Working Capital	Employment
LARGE	614	475,319.78	430,863.21	44,456.57	100,729
MEDIUM	1254	97,767.85	63,899.85	33,868.00	127,648
SMALL	3406	45,995.56	27,944.23	18,051.33	229,901
TOTAL	5,274	619,083.19	522,707.29	96,375.90	458,278

* Small Scale Industries are only Foreign Investment

**Table 6 : Summary Sheet Of Industry Registered - Fiscal Year and Category Wise
(UP TO 2069/70)**

Rs. mln

Fiscal Year	Category	No Of Industry	Total Capital	Fixed Capital	Working Capital	Employment
UPTO FY 2046/47	Agro Based	2	48.28	45.62	2.65	649
	Construction	1	50	35	15	367
	Manufacturing	15	2,482.49	2,185.82	296.67	1,717
	Service	17	1,010.84	752.43	258.41	6,159
	Tourism	11	888.56	825.49	63.07	1,318
	Total	46	4,480.17	3,844.37	635.8	10,210
2047/48	Agro Based	4	114.79	109.58	5.2	1,064
	Manufacturing	60	839.77	312.05	527.73	3,044
	Service	44	291.17	288.98	2.18	683
	Tourism	27	275.57	251.13	24.44	747
	Total	135	1,521.29	961.74	559.56	5,538
2048/49	Agro Based	26	802.36	399.86	402.5	1,859
	Construction	8	114.82	34.32	80.5	134
	Manufacturing	299	4,655.33	2,929.76	1,725.57	31,880
	Service	48	792.36	686.12	106.24	2,317
	Tourism	55	1,145.68	596.84	548.84	1,766
	Total	436	7,510.54	4,646.89	2,863.65	37,956
2049/50	Agro Based	14	475.86	363.84	112.02	1,240
	Construction	5	100.04	80.96	19.08	331
	Manufacturing	514	6,275.43	3,878.25	2,397.18	82,996
	Service	42	1,589.34	748.71	840.63	3,454
	Tourism	31	2,101.30	1,595.69	505.61	1,330
	Total	606	10,541.97	6,667.44	3,874.53	89,351
2050/51	Agro Based	8	317.5	275.84	41.65	650
	Energy Based	1	4,500.00	4,500.00	0	2,250
	Manufacturing	75	6,694.83	5,246.85	1,447.98	14,094
	Service	27	4,864.08	4,560.45	303.63	1,857
	Tourism	36	1,971.26	1,900.44	70.82	2,086
	Total	147	18,347.67	16,483.59	1,864.08	20,937
2051/52	Agro Based	32	1,832.04	1,507.29	324.75	5,077
	Construction	4	74.9	63.9	11	148
	Manufacturing	83	9,341.52	6,526.60	2,814.92	9,147
	Mineral	1	39.37	33.54	5.83	104
	Service	56	2,191.36	1,398.63	792.73	4,646
	Tourism	37	4,064.12	3,362.77	701.35	2,217
	Total	213	17,543.31	12,892.73	4,650.58	21,339
2052/53	Agro Based	19	1,597.35	1,314.36	282.99	5,744
	Construction	4	139.7	107.4	32.3	565

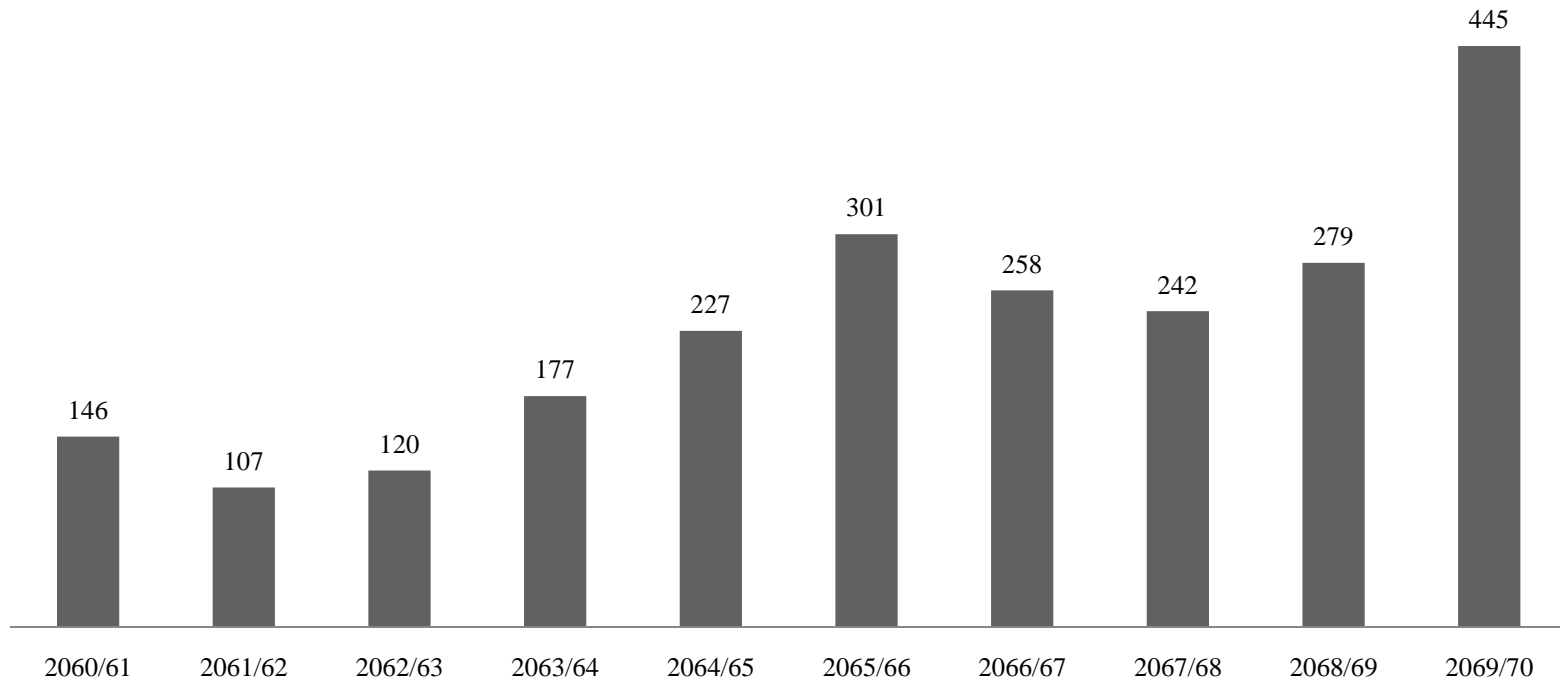
Fiscal Year	Category	No Of Industry	Total Capital	Fixed Capital	Working Capital	Employment
	Manufacturing	108	7,089.74	5,346.15	1,743.59	9,424
	Service	200	7,245.50	6,223.92	1,021.57	16,463
	Tourism	42	3,829.99	3,641.21	188.78	2,375
	Total	373	19,902.27	16,633.04	3,269.24	34,571
2053/54	Agro Based	16	1,138.72	791.01	347.7	4,258
	Construction	1	30	29.3	0.7	14
	Manufacturing	127	7,451.92	5,456.77	1,995.15	11,213
	Mineral	1	250	193.5	56.5	69
	Service	54	2,629.08	2,089.96	539.12	5,189
	Tourism	43	2,532.75	2,416.89	115.86	3,002
	Total	242	14,032.46	10,977.43	3,055.04	23,745
2054/55	Agro Based	5	357.25	336.61	20.64	699
	Energy Based	2	1,501.17	1,422.67	78.5	140
	Manufacturing	35	2,811.00	2,081.95	729.05	3,642
	Mineral	1	3.29	3	0.29	24
	Service	41	4,153.18	3,298.86	854.32	4,380
	Tourism	28	1,705.79	1,546.75	159.05	1,251
	Total	112	10,531.68	8,689.83	1,841.85	10,136
2055/56	Agro Based	5	467.04	393.87	73.17	810
	Energy Based	7	623.05	538.65	84.4	371
	Manufacturing	39	6,561.34	4,240.44	2,320.90	3,761
	Service	32	3,353.60	2,939.21	414.39	2,469
	Tourism	27	1,541.47	1,303.86	237.62	1,471
	Total	110	12,546.50	9,416.02	3,130.48	8,882
2056/57	Agro Based	6	305.47	266.75	38.71	588
	Energy Based	6	11,576.36	10,157.06	1,419.30	154
	Manufacturing	71	7,063.75	4,692.83	2,370.93	8,247
	Service	38	4,178.90	3,626.49	552.41	4,391
	Tourism	38	2,783.88	2,625.77	158.11	1,738
	Total	159	25,908.36	21,368.90	4,539.46	15,118
2057/58	Agro Based	3	684.02	577.15	106.88	202
	Energy Based	2	648.74	544.55	104.19	68
	Manufacturing	67	5,850.14	3,880.28	1,969.86	6,312
	Service	42	2,242.63	1,855.69	386.93	1,430
	Tourism	31	1,341.08	1,206.79	134.29	1,153
	Total	145	10,766.61	8,064.46	2,702.15	9,165
2058/59	Agro Based	11	967.54	1,344.37	-376.83	736
	Construction	1	30	27	3	95
	Energy Based	6	6,545.93	6,393.22	152.71	1,315
	Manufacturing	62	7,170.37	4,627.74	2,542.63	5,192
	Service	42	5,639.51	4,164.71	1,474.79	3,545

Fiscal Year	Category	No Of Industry	Total Capital	Fixed Capital	Working Capital	Employment
	Tourism	17	2,308.30	2,190.43	117.86	858
	Total	139	22,661.64	18,747.48	3,914.16	11,741
2059/60	Agro Based	3	250.83	222.24	28.59	631
	Energy Based	2	662.22	625.18	37.04	165
	Manufacturing	63	8,733.05	5,315.34	3,417.71	9,654
	Service	25	3,054.31	2,079.12	975.19	1,881
	Tourism	16	503.05	424.15	78.91	546
	Total	109	13,203.46	8,666.02	4,537.44	12,877
2060/61	Agro Based	2	171.98	131.32	40.66	400
	Construction	1	100	50	50	46
	Energy Based	3	1,471.40	1,391.17	80.23	1,845
	Manufacturing	66	5,451.96	3,396.26	2,055.71	6,171
	Service	42	5,316.30	4,825.03	491.27	2,154
	Tourism	32	651.77	375.85	275.92	1,071
	Total	146	13,163.41	10,169.63	2,993.78	11,687
2061/62	Agro Based	2	129.53	109.49	128.04	98
	Manufacturing	43	14,470.97	10,974.11	3,496.86	5,539
	Service	41	2,269.68	1,687.51	582.17	2,247
	Tourism	21	1,132.96	987.66	137.4	606
	Total	107	18,003.13	13,758.76	4,344.47	8,490
2062/63	Agro Based	2	343.45	288.25	55.2	114
	Construction	1	45.3	45	0.3	7
	Energy Based	2	550.99	527.84	23.15	59
	Manufacturing	50	5,738.99	3,912.82	1,826.17	7,328
	Service	40	2,238.09	1,762.52	475.57	2,014
	Tourism	25	611.03	569.41	41.62	876
	Total	120	9,527.85	7,105.84	2,422.01	10,398
2063/64	Agro Based	1	2.84	2.59	0.26	17
	Construction	2	499.27	479.27	20.01	12
	Energy Based	2	466	436.3	29.7	66
	Manufacturing	50	5,425.82	3,725.25	1,700.57	5,308
	Mineral	1	5	3.5	1.5	100
	Service	84	1,196.71	865.4	376.31	2,554
	Tourism	37	528.05	460.72	67.32	1,175
	Total	177	8,123.68	5,973.02	2,195.66	9,232
2064/65	Agro Based	12	236.1	196.8	39.3	434
	Construction	2	1,200.00	1,193.00	7	61
	Energy Based	6	1,898.74	1,396.55	502.19	1,169
	Manufacturing	80	11,217.26	9,144.79	2,072.46	5,307
	Mineral	3	25.5	19.95	7.65	290
	Service	65	3,980.88	2,225.99	1,754.88	3,815

Fiscal Year	Category	No Of Industry	Total Capital	Fixed Capital	Working Capital	Employment
	Tourism	59	1,567.89	1,332.47	235.42	1,768
	Total	227	20,126.36	15,509.56	4,618.90	12,844
2065/66	Agro Based	10	484	432.22	61.78	472
	Construction	3	850	837	13	299
	Energy Based	9	6,813.12	6,720.70	92.42	741
	Manufacturing	93	10,471.20	7,999.58	2,942.12	9,828
	Mineral	20	2,569.00	2,376.20	192.8	2,430
	Service	94	4,548.88	3,025.34	1,524.55	4,674
	Tourism	72	1,225.16	1,135.88	89.27	1,915
	Total	301	26,961.36	22,526.92	4,915.94	20,359
2066/67	Agro Based	1	2.5	2.1	0.4	24
	Construction	4	2,450.00	2,396.87	53.13	430
	Energy Based	14	23,173.38	21,227.21	1,946.18	611
	Manufacturing	78	7,324.99	5,375.10	1,949.89	6,320
	Mineral	4	588	457.05	130.95	574
	Service	96	4,333.43	3,619.65	713.78	4,694
	Tourism	61	1,373.05	1,274.84	98.01	1,857
	Total	258	39,245.35	34,352.81	4,892.34	14,510
2067/68	Agro Based	21	536.56	425.42	111.14	787
	Construction	1	45	40	5	33
	Energy Based	19	67,753.12	66,968.04	785.08	3,387
	Manufacturing	68	7,432.69	5,481.47	1,951.21	4,282
	Mineral	4	99.6	88.1	11.5	426
	Service	81	11,798.46	2,315.10	9,483.37	3,016
	Tourism	48	2,750.14	2,595.04	155.11	1,796
	Total	242	90,415.58	77,913.17	12,502.40	13,727
2068/69	Agro Based	12	161.2	142.7	18.5	396
	Construction	2	490	456	34	176
	Energy Based	33	55,014.91	53,263.61	1,751.30	1,816
	Manufacturing	59	17,189.88	14,780.78	2,409.09	6,527
	Mineral	7	164	129.14	34.86	607
	Service	105	9,596.70	8,940.72	655.98	5,530
	Tourism	61	1,810.71	1,648.91	161.69	1,908
	Total	279	84,427.39	79,361.86	5,065.42	16,960
2069/70	Agro Based	54	1,992.25	1,588.79	403.47	2,204
	Energy Based	70	86,537.52	84,286.59	2,250.93	5,105
	Manufacturing	114	13,331.73	10,350.07	2,981.66	9,678
	Mineral	10	267.16	238.52	28.64	833
	Service	95	10,321.28	4,925.22	5,396.06	5,911
	Tourism	102	7,141.19	6,586.58	554.61	4,774
	Total	445	119,591.13	107,975.77	11,615.36	28,505

Trend of Industry Registration

■ Series1



**Table 7 : Number of Industries Registered by District
(F.Y. 2069/70)**

(Rs.mln)

District	No of Industry	Total Capital	Fixed Capital	Working Capital	Employment
Arghakhachi (अर्घाखाँची)	1	39.62	35.45	4.17	113
Baglung (बाग्लुङ)	2	1,123.30	1,117.00	6.3	85
Baitadi (बैतडी)	3	67	59.5	7.5	214
Bajhang (बझाङ)	4	783.3	758.8	24.5	285
Banke (बाँके)	4	1,843.50	1,702.50	141	1,374
Bara (बारा)	13	2,093.25	1,664.68	428.56	1,290
Bardiya (बर्दिया)	1	6.2	5	1.2	32
Bhaktapur (भक्तपुर)	3	196.01	164.47	31.54	160
Chitwan (चितवन)	15	3,488.96	3,093.33	395.62	1,557
Dadeldhura (डडेलधुरा)	1	14.5	11.5	3	28
Dailekh (दैलेख)	2	736.75	729.25	7.5	68
Dang (दाङ)	2	109.63	67.62	42.01	98
Darchula (दार्चुला)	2	237.54	220.27	17.27	182
Dhading (धादिङ)	3	760	408	352	154
DhanUSha (धनुषा)	2	259	221	38	269
Dolkha (दोलखा)	5	6,787.60	6,733.10	54.5	221
Doti (डोटी)	3	1,220.00	1,208.50	11.5	121
Gorkha (गोर्खा)	2	1,150.00	1,115.00	35	355
Humla (हुम्ला)	1	10	6	4	21
Ilam (इलाम)	7	4,689.39	4,385.44	303.95	289
Jajarkot (जाजरकोट)	1	50	46	4	55
Jhapa (झापा)	4	257.04	198.04	59	308
Kailali (कैलाली)	4	165	151.7	13.3	290
Kanchanpur (कान्चनपुर)	3	43	35.3	7.7	128
Kapilbastu (कपिलवस्तु)	3	207	158	49	184
Kaski (कास्की)	33	10,030.63	9,496.55	534.08	1,469
Kathmandu (काठमाडौं)	162	8,255.11	5,502.26	2,752.85	7,736
Kavre (काभ्रे)	6	596.04	532.91	63.13	343
Khotang (खोटाङ)	2	958.5	951.5	7	87
Lalitpur (ललितपुर)	55	4,765.41	1,814.36	2,951.04	2,572
Lamjung (लमजुङ)	5	6,502.40	6,414.40	88	221
MaKWanpur (मकवानपुर)	9	3,141.00	2,524.40	616.6	711

District	No of Industry	Total Capital	Fixed Capital	Working Capital	Employment
Morang (मोरङ्ग)	12	696.4	436.9	259.5	708
Mugu (मुगु)	1	8.6	6	2.6	18
MUStang (मुस्ताङ)	1	100	97	3	50
Myagdi (म्याग्दी)	5	10,260.00	10,121.86	138.14	206
Nawalparasi (नवलपरासी)	3	162.08	127.8	34.28	223
Nuwakot (नुवाकोट)	5	5,140.00	5,066.20	73.8	244
Okhaldhunda	1	1,214.00	1,200.00	14	50
Panchathar (पाँचथर)	1	1,388.35	1,359.56	28.78	24
Parsa (पर्सा)	8	1,349.80	1,063.30	286.5	1,589
Ramechhap (रामेछाप)	1	410.56	404.3	6.25	59
Rasuwa (रसुवा)	2	3,050.00	3,020.00	30	128
Rautahat (रौतहट)	2	130	99.6	30.4	185
Rupandehi (रूपन्देही)	15	2,172.62	1,655.20	517.43	1,210
Sankhuwasabha	2	1,550.00	1,538.50	11.5	70
Saptari (सप्तरी)	1	20	10.5	9.5	46
Sindhupalchowk	4	21,980.69	21,367.69	613	1,175
Siraha (सिराहा)	1	970.02	828.82	141.2	226
SoLUKhumbu (सोलुखुम्बु)	5	4,361.00	4,254.70	106.3	307
Sunsari (सुनसरी)	6	446	357.7	88.3	395
Surkhet (सुर्खेत)	3	2,030.36	1,872.80	157.56	469
Tanahu (तनहुँ)	1	4	2.5	1.5	19
Tehrathum (तेह्रथुम)	2	1,560.00	1,553.00	7	84
2069/70 TOTAL	445	119,591.13	107,975.77	11,615.36	28,505

**Table 8 : Number of Industries Registered by District
(Up to F.Y. 2069/70)**

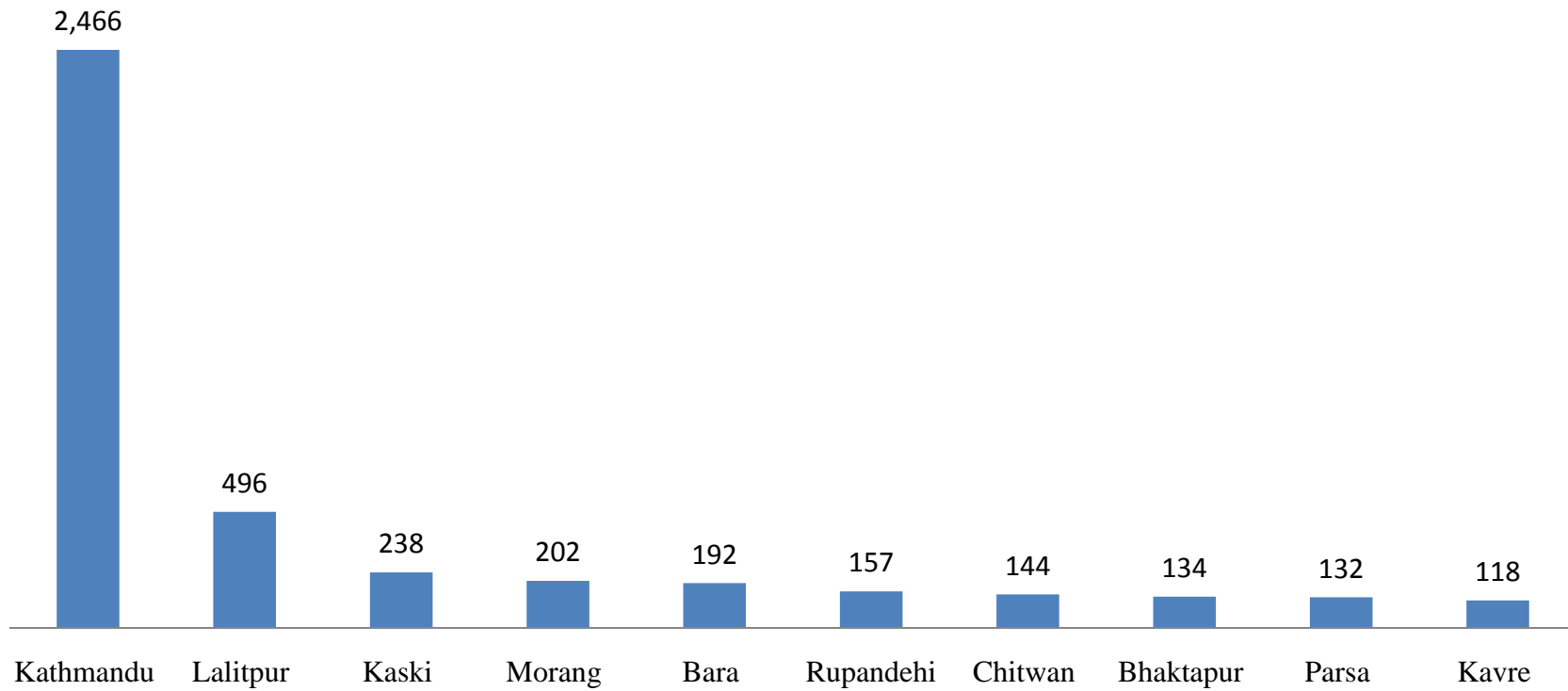
Name Of District	No Of Industry	Total Capital	Fixed Capital	Working Capital	Employment
Achham (अछाम)	4	1,071.57	1,050.17	21.40	257
Arghakhachi (अर्घाखाँची)	2	58.08	48.58	9.50	163
Baglung (बाग्लुङ)	4	1,572.78	1,553.48	19.30	204
Baitadi (बाँतेडी)	5	87	76.3	10.70	416
Bajhang (बझाङ)	4	783.3	758.8	24.50	285
Banke (बाँके)	59	7,157.74	5,780.50	1,377.24	5,550
Bara (बारा)	192	29,396.96	19,417.38	9,979.58	21,225
Bardiya (बर्दिया)	13	485.07	427.53	57.54	474

Name Of District	No Of Industry	Total Capital	Fixed Capital	Working Capital	Employment
Bhaktapur (भक्तपुर)	134	6,290.67	4,894.32	1,396.35	13,173
Bhojpur (भोजपुर)	4	1,147.23	131.73	1,015.50	222
Chitwan (चितवन)	144	13460.43	10048.24	3,412.19	9565
Dadeldhura (डडेलधुरा)	2	101.19	94.72	6.47	58
Dailekh (दैलेख)	3	946.75	929.25	17.50	99
Dang (दाङ)	23	5,598.44	5,138.79	459.65	3,185
Darchula (दार्चुला)	4	1,121.54	1,082.27	39.27	284
Dhading (धादिङ)	41	17,865.24	16,824.67	1,040.57	2,895
Dhankuta (धनकुटा)	16	2,180.45	1,855.62	324.83	2,742
DhanUSha (धनुषा)	27	3458.72	3018.37	440.35	2636
Dolkha (दोलखा)	19	51445.4	51069.82	375.58	5524
Dolpa (डोल्पा)	1	4.72	3.91	0.81	21
Doti (डोटी)	6	13,400.00	13,280.70	119.30	220
Gorkha (गोर्खा)	17	3,383.77	3,286.36	97.41	1,106
Gulmi (गुल्मी)	5	1,820.77	1,747.37	73.40	109
Humla (हुम्ला)	5	46	38.7	7.30	105
Ilam (इलाम)	34	10,722.94	9,446.73	1,276.21	5,797
Jajarkot (जाजरकोट)	1	50	46	4.00	55
Jhapa (झापा)	81	5686.13	4814.58	871.55	13670
Kailali (कैलाली)	28	2,836.68	1,606.08	1,230.60	2,779
Kalikot (कालीकोट)	2	3,800.00	3,600.00	200.00	230
Kanchanpur (कन्चनपुर)	22	1,457.77	1,158.99	298.78	2,963
Kapilbastu (कपिलवस्तु)	24	4653.22	3775.15	878.07	3002
Kaski (कास्की)	238	34562.57	31488.24	3,074.33	12938
Kathmandu (काठमाडौं)	2,466	98,221	68,030	30,191.00	199,486
Kavre (काभ्रे)	118	5753.08	4556.73	1,196.35	10002
Khotang (खोटाङ)	3	988.5	962.25	26.25	100
Lalitpur (ललितपुर)	496	24195.87	16963.9	7,231.97	32124
Lamjung (लमजुङ)	21	28,456.82	27,619.34	837.48	1,447
Mahottari (महोत्तरी)	4	996.6	842.77	153.83	767
MaKWanpur (मकवानपुर)	87	12,090.41	9,169.84	2,920.57	8,487
Morang (मोरङ्ग)	202	15577.26	10867.53	4,709.73	17199
Mugu (मुगु)	2	50.97	45.11	5.86	68
MUStang (मुस्ताङ)	4	1,901.85	1,865.89	35.96	267
Myagdi (म्याग्दी)	7	15,864.60	15,599.30	265.30	297

Name Of District	No Of Industry	Total Capital	Fixed Capital	Working Capital	Employment
Nawalparasi (नवलपरासी)	83	17331.56	14339.93	2,991.63	8412
Nuwakot (नुवाकोट)	28	10232.64	9916.13	316.51	1441
Okhaldhunda (ओखलढुङ्गा)	1	1,214.00	1,200.00	14.00	50
Palpa (पाल्पा)	5	1,262.21	1,108.28	153.93	506
Panchathar (पाँचथर)	9	5,957.14	5,850.69	106.45	2,743
Parbat (पर्वत)	2	120	116.31	3.69	231
Parsa (पर्सा)	132	11,202.03	6,767.31	4,434.72	12,730
Ramechhap (रामेछाप)	4	1453.31	1161.6	291.71	294
Rasuwa (रसुवा)	13	27754.91	26425.41	1,329.50	2015
Rautahat (रौतहट)	6	192.23	146.4	45.83	294
Rolpa (रोल्पा)	3	1,022.79	971.86	50.93	4,066
RUKum (रुकुम)	2	400	355	45.00	216
Rupandehi (रूपन्देही)	157	17,861.29	13,260.54	4,600.75	15,844
Salyan (सल्यान)	1	6,200.00	6,000.00	200.00	273
Sankhuwasabha	8	3,858.18	3,744.99	113.19	1,266
Saptari (सप्तरी)	11	674.13	554.38	119.75	1,079
Sarlahi (सर्लाही)	15	3,330.77	2,823.32	507.45	2,433
Sindhuli (सिन्धुली)	2	203.84	194.85	8.99	195
Sindhupalchowk	32	37,730.36	36,608.41	1,121.95	3,087
Siraha (सिराहा)	9	3,202.39	2,711.92	490.47	1,293
SolUKhumbu (सोलुखुम्बु)	29	10,789.76	10,525.63	264.13	1,904
Sunsari (सुनसरी)	110	9645.38	7268.67	2,376.71	12431
Surkhet (सुर्खेत)	8	2,195.46	1,904.00	291.46	787
Syangja (स्याङ्जा)	3	30.91	34.63	-3.72	459
Tanahu (तनहुँ)	11	591	469.01	121.99	783
Taplejung (ताप्लेजुङ)	7	6,281.43	6,211.44	69.99	326
Tehrathum (तेह्रथुम)	4	1,741.70	1,723.85	17.85	160
Udaypur (उदयपुर)	5	5,853.71	5,296.60	557.11	764

Top 10 Districts On The Basis Of Industry Registration

■ No of Industry(UP TO 2069/70)



**Table 9 : List of Industries Approved for Foreign Investment
(F.Y. 2069/70)**

(Rs. mln)

S. N.	Company Name	Location	Products & Annual Capacity	Investor's Name	Country	Authorised Capital	Foreign Equity (%)
Agriculture							
1	Organic Vegetables & Fruits	Sundarijal VDC 2, Kathmandu	Organic Vegetables, Fruits 40MT	Antony Dhiren Pulami, UK	UK	3.2	100.00
2	Agriculture And Floriculture Farming	Nangkhel VDC 9, Bhaktapur	Organic Vegetables, Fruits, Flowers 190MT	Mr. Jian Zhang, Shi Guolong, Ding Han, China.	China	11.4	100.00
3	Organic Vegetable Farming	Saibu VDC 4, Lalitpur	Organic Vegetable 200MT	Chubb Dana Robyn, USA	USA	9.5	100.00
4	Organic Vegetables	Khadka Bhadrakali VDC 7, Kathmandu	Organic Vegetables 210MT	Myungeun Yang, S. Korea	S. Korea	9.5	100.00
5	Floriculture	Kathmandu 16	Floriculture 10MT	Butler Norman Ivor, Canada	Canada	4.0	100.00
6	Organic Vegetables & Flowers	Tinthana VDC 2, Kathmandu	Organic Vegetables 120MT, Flowers 20MT	Duanhua Dai, China	China	13.5	100.00
7	Organic Agriculture Farming	Khadka Bhadrakali VDC 3, Kathmandu	Organic Vegetables 180MT	Intizor Nazarova, Uzbekistan., Hernan Gabriel Bengelsdorf, Argentina	Argentina	8.0	100.00
8	Organic Vegetables	Syuchatar VDC 8, Kathmandu	Organic Vegetables 200MT	Hu Kan, China	China	10.0	100.00
9	Organic Vegetables	Khairenitar VDC 9, Tanahu	Organic Vegetables 55MT	Eunsoon Song, S. Korea	S. Korea	4.0	100.00
10	Organic Vegetables	Bhadrakali VDC 3, Kathmandu	Organic Vegetables 300MT	Dirk-Christian Goebel, Germany	Germany	15.0	100.00
11	Organic Agriculture Farming	Balambu VDC 7, Kathmandu	Organic Vegetables 190MT	Johnson Stanley Ad, USA	USA	9.5	100.00
12	Organic Vegetables	Balambu VDC 7, Kathmandu	Organic Vegetables 250MT	Zou Jianbo, China	China	30.0	100.00
13	Vegetables Farming	Khokana VDC 3, Kathmandu	Vegetables 188MT	Yan Zequan, China	China	30.0	100.00
14	Organic Vegetables	Balambu VDC 3, Kathmandu	Organic Vegetables 220MT	Frank Albert Vala, Canada	Canada	20.0	100.00
15	Organic Farming	Damak Municipality 1, Jhapa	Organic Vegetables 50MT	Dipak Bhattarai, Nepal., Kok Hon Seng, Malaysia	Malaysia	10.0	50.00
16	Organic Agricultural Farming	Pharping VDC 5, Kathmandu	Organic Vegetables 180MT	Zeng Runliu, China	China	25.0	100.00
17	Organic Agriculture Farming IndUstry	Balambu VDC 3, Kathmandu	Organic Vegetables 200MT	Mr. Saito Ryo, Japan., Ms. Joanna Claire, USA., Ms. Hollywood Rita, UK	Japan	15.0	100.00

S. N.	Company Name	Location	Products & Annual Capacity	Investor's Name	Country	Authorised Capital	Foreign Equity (%)
18	Organic Agriculture Farming Industry	Balambu VDC 4, Kathmandu	Organic Vegetables 300MT	Mr. Jiangsong Zhan, China	China	35.0	100.00
19	Organic Vegetables	Machhegoun VDC 1, Kathmandu	Organic Vegetables 210MT	Mr. Benedetti Dilan, Italy., Mr. Malcolm John, New Zealand	Italy	10.0	100.00
20	Organic Vegetables	Sainbu VDC 3, Lalitpur	Organic Vegetables 250MT	Mr. Wu Lei, China., Mr. Bekdash Hassan, S. Korea., Mr. GUKdong, S. Korea	China	15.0	100.00
21	Vegetables And Flowers	Tinthana VDC 2, Kathmandu	Vegetables And Flowers 130MT	Mr. Lal Singh Chad, Nepal., Mr. Yu Wei, China	China	40.0	75.00
22	Organic Vegetables And Flowers	Ramkot VDC 2, Kathmandu	Organic Vegetables, Flowers 180,20MT	Mr. Zhang Peng, China	China	30.0	100.00
23	Organic Agriculture Farming	Ramkot VDC 8, Kathmandu	Organic Vegetables 300 MT	Ms. Hongchun Ma, China., Ms. YUKo Shiobara, Japan., Mr. Michael Hugh Jackson, AUStalia	China	15.0	100.00
24	Organic Vegetables & Fruits	Sunkhani VDC 1, Nuwakot	Organic Vegetables & Fruits 50 MT	Mr. Hari Prasad Dharel, Nepal., Mr. Mads Otto Mathiasen, Denmark	Denmark	10.0	50.00
25	Organic Agricultural Farming Industry	Bhadrakali VDC 7, Kathmandu	Organic Vegetables 150 MT, Fruits 50 MT	Mr. Brent David Willey, USA	USA	25.0	100.00
26	Organic Agriculture Farming Industry	Kathmandu 3	Organic Agriculture 220MT	Mr. Zhu Qinghua, Canada	China	30.0	100.00
27	Organic Farming Project	Godawari VDC 3, Lalitpur	Organic Vegetables 120MT	Ms. Zhou Xiahui, China	China	30.0	100.00
28	Coffee Plantation Project	Saibu VDC 7, Lalitpur	Coffee Beans 35MT	Mr. Galuo, China	China	30.0	100.00
29	Natural Flower & Herbal Pvt. Ltd.	Basamadi VDC 5, Makawanpur	Herbal	MUKtibodh Neupane, Nepal., Ak Pharma Fze, UAE	UAE	300.0	49.00
30	Shivashakti Bioplantic Pvt. Ltd.	Lipanimal 7, Bara	Teak Sapling 100000nos.	Shiva Shakti Bioplantic Pv, India	India	5.5	100.00
31	Organic Agriculture Farming Industry	Dhapakhel VDC 8, Lalitpur	Organic Agriculture Farming 220MT	Mr. Wang Jianyue, China	China	30.0	100.00
32	Organic Farming Project	Budhanilkantha VDC 5, Kathmandu	Organic Vegetables 120MT	Prinoz Podobuik, Slovenia	Slovenia	30.0	100.00
33	Organic Vegetables And Flowers	Balambu VDC 4, Kathmandu	Organic Vegetables And Flowers 180MT	Mr. Camal Arslan, Turkey	Turkey	30.0	100.00
34	Organic Agricultural Farming Industry	Mahadevsthan VDC 9, Kathmandu	Organic Vegetables 300MT	Ms. Seungmin Cha, S. Kora	S. Korea	15.0	100.00
35	Organic Vegetables	Satungal VDC 6, Kathmandu	Organic Vegetables 220MT	Mr. Jakob Richter, Denmark	Denmark	30.0	100.00

S. N.	Company Name	Location	Products & Annual Capacity	Investor's Name	Country	Authorised Capital	Foreign Equity (%)
36	Organic Agricultural Farming IndUSty	Imadol VDC, Lalitpur	Organic Vegetables 220MT	Mr. Lin Xinli, China	China	35.0	100.00
37	Organic Vegetables	Balambu VDC 3, Kathmandu	Organic Vegetables 250MT	Mr. Oleksandr Kaliberda, Ukraine	Ukraine	30.0	100.00
38	Vegetable Farming Project	Budhanilkantha VDC 5, Kathmandu	Vegetables 150MT	Mr. Luigi Caselli, Italy	Italy	25.0	100.00
39	Organic Agricultural Farming IndUSty	Megghauli VDC 9, Chitwan	Organic Vegetables 220MT	Ms. Dorine Marlene Rosset, Switzerland	Switzerland	20.0	100.00
40	Organic Vegetables And Fruits	Ichangu Narayan VDC 3, Kathmandu	Organic Vegetables 115MT	Ms. Li Dezhen, China	China	30.0	100.00
41	Organic Farming	Balambu VDC 3, Kathmandu	Organic Vegetables, Fruits 120MT	Mr. Ma Salihai, China	China	30.0	100.00
42	Organic Vegetables	Balambu VDC 3, Kathmandu	Organic Vegetables 240MT	Mr. Hong Yang, China	China	30.0	100.00
43	Natural Flower & Herbal Pvt. Ltd.	Basamadi VDC 5, Makawanpur	Herbal Taxane Resin 100MT, Becatta Power 5MT	MUKtibodh Neupane, Nepal., Akpharma Fze, UAE	UAE	300.0	49.00
Construction							
44	Construction Service	Kathmandu Metropolitan 1	Construction Road, Bridge 400000000	Mr. Dong Qiping, China	China	100.0	100.00
Energy Based							
45	Solar Electricity	Tinthana VDC 8, Kathmandu	Solar Electricity 10MW	People's Dev. & Power Tech, Nepal., Pia Group Llc, Spain	Spain	1980.0	90.00
46	Himalayan Infrastructure	Ipa Panchakanya, Makawanpur	Electricity	Sichuan Hechuun Inv. Co. L, Hong Kong	Hong Kong	2300.0	14.00
47	Electricity Product	Golche & Gumba VDC, Sindhupalchowk	Hydropower Project	M/S Shiva Shree Hydropower, Nepal., M/S Zhejiang Huaning Inves, China	China	180.0	5.00
48	Bajra Energy Ventures Pvt. Ltd.	Kalika VDC, Kaski	Electricity Product 24.8MW	Sterling Tea And Agrotech, India.	India	100.0	25.00
49	Madi Power Pvt. Ltd.	Sindudhure Nagarjun VDC, Kaski	Hydro Electricity 19.2MW	Biraj Babu Malla, Nepal., China International Water, China	China	3082.2	49.00
50	Myadi Hydropower Ltd.	Bahundangda VDC, Lamjung	Electricity Generation 175.25KWh	Butwal Power Company, Nepal., Sep Hydro International In, Canada	Canada	1976.0	31.22
Manufacturing							
51	Pellet And Mash Feed Production	Tanki Sinuwari VDC 2, Morang	Pellet, Mash Feed 10000MT	Nepal Wellhope Agritech P., Nepal	India	49.4	50.00
52	Plain Pan Masala, Gutkha, Sweet Supari	Alau VDC 7, Parsa	Pan Masala, Gutkha, Sweet Supari, Khaini 150m	Sudama Fragrance Pvt. Ltd., India	India	45.0	100.00
53	Aluminium Utensils And Pressure Cooker	Thaiba VDC 5, Lalitpur	Aluminium Utensils, Cooker 10000nos.	Ajay Kumar Jalan, Nepal, Bimal Mohta, Amar Singhania, India	India	12.4	50.00

S. N.	Company Name	Location	Products & Annual Capacity	Investor's Name	Country	Authorised Capital	Foreign Equity (%)
54	Readymade Garments	Raniban VDC 9, Kathmandu	Readymade 52200 Pices	Tashi Nambyal Bhutia, India	India	2.5	100.00
55	Wigs Manufacturing Reconditioning And Ex	Danchhi VDC 9, Kathmandu	Wigs Production, Reconditioning, Extensi 1000	Hong Inpyo, S. Korea	S. Korea	45.0	75.00
56	Plastic Products Manufacturing	Kathmandu 7	Injection Molded, Blow, Pet Bottle 300MT	Guobao Xue, China	China	36.0	100.00
57	Solar Systems Design Manu. Assembly	Dhapakhel VDC 2, Lalitpur	Solar Pv Systems For Home Appl. 500sets.	Masakazu SuzUKi, Japan	Japan	10.0	49.00
58	Motor Control Panels	Balambu VDC 5, Kathmandu	Motor Control Panels 2100sets.	Bina Agrawal, Nepal., Avone System And Controls, India	India	49.0	33.00
59	Solar Pv System For Home Appliance & Lig	Imadol VDC 7, Lalitpur	Solar Pv System For Home Appliance 500 Sets.	Xiaoqiong Wu, China	China	20.0	100.00
60	Poultry Feed & Feed Supplement	Mangalpur VDC 4, Chitwan	Poultry Feed 33000MT	Tika Ram Pokharel, Nepal., Skylark Feeds Pvt. Ltd., India	India	245.0	51.00
61	Recycling Polyethylene Terephta	Pokhara 10, Kaski	R-Pet Flakes 600MT	Chanman Shreemal, Nepal., Daniel Burgi, Switzerland	Switzerland	30.0	95.00
62	Toilet Soap And Shampo	Imadol VDC 9, Lalitpur	Toilet Soap 300MT, Shampoo 60MT	Gong Lin, China	China	10.0	100.00
63	Gutkha, Supari And Surti	Gaur Municipality 7, Rautahat	Gutkha, Sweet Supari, Chewing Tobacco 50MT	Vinay Kumar, India	India	10.0	100.00
64	Readymade Garments	Bishnu VDC 9, Kathmandu	Pant, Shirt, Jacket,Short, Trousers 5000pcs.	Marcellinus Felix Reginald, The Netherlands	Netherlands	7.0	100.00
65	Pashu Badhshala	Khajura Khurda VDC 6, Banke	Burralo,Meat, SaUSAgEs, Bone 500MT	Mr. Chandra Bikram Malla, Nepal., Wang Yingjie, China	China	42.9	90.00
66	Solar Charge Controller, Ups Vold, Batty	Jorpati VDC 7, Kathmandu	Solar Charge, Ups, Guard Batter 2000pcs.	Arjun Baniya, Nepal., Gurbhej Singh, India	India	10.0	50.00
67	Kashal Milk Ind. Pvt. Ltd.	Parsa	Milk Product	Ms. Purplefield Investment, Netherlands	Netherlands	9.6	47.00
68	Kansai Paints Pvt. Ltd.	Lipnibirta 5 & 6, Bara	Paints	Kansai Nerolac Paints P.Lt, India	India	410.0	35.00
69	Hotel Himalayan Pvt. Ltd.	Sarangkot VDC, Kaski	Hotel	World Air Sea Service Co., Japan	Japan	300.0	25.00
70	Alternative Nepal Pvt. Ltd.	Bageshwori VDC 1, Bhaktapur	Single Piston Engine	Ismail Cassim, UK	UK	10.0	50.00
71	Bungamati Ita Tyal Udhog P.L.	Bungamati VDC 4, Lalitpur	Break	Ms Hongyun Zhung, China	China	15.0	33.00
72	Biocomp Nepal Pvt. Ltd.	Lalitpur	Organic Fertilizer	Stichting Biocomp Nepal, Netherlands	Netherlands	40.0	19.00
73	Tofu	Godawari VDC 5, Lalitpur	Tofu 156MT	Mr. Yuqiang Wang, China	China	10.0	100.00
74	Readymade Garments	Syuchatar VDC 3, Kathmandu	Readymade Garments 200000 Pcs	Mr. Liu Jinyuan, China	China	30.0	100.00
75	Stationery Items	Nayapati VDC, Kathmandu	Starionery Items 50MT	Mr. Strelano Gienpicro Man, Switzerland	Switzerland	7.5	66.67

S. N.	Company Name	Location	Products & Annual Capacity	Investor's Name	Country	Authorised Capital	Foreign Equity (%)
76	Readymade Garments	Sainbu VDC 8, Lalitpur	Shirts, Trousers, Tracksuit, Kurta, Jacket100	Mr. Clark Duane Jensen, USA	USA	10.0	100.00
77	Polyurthane Sandwich Panel	Bishnu Bhudhanilkantha VDC 1, Kathmandu	Polyurthane Sandwich Panel 320MT	Mr. Tashi Wangyal Lama, Nepal., Ms. Ping Wang, China	China	12.5	40.00
78	Readymade Garments	Ichangu Narayan VDC 1, Kathmandu	Shirts, Pullover, Jacket, Skirt, Trouser 3000	Mr. Ma Manai, China	China	30.0	100.00
79	Medicine Manufacturing	Katunje VDC 7, Bhaktapur	Tablets And Capsules, Powders, Ointments 1.2	Mr. Abhishek Dugar, Nepal., Ms. Micro Labs Limited, India	India	533.8	55.00
80	Solar Pv Systems	Jitpurhedi VDC 1, Kathmandu	Solar, Lighting 3000nos.	Mr. Shi Rongqiang, China	China	10.0	100.00
81	Feed Premix	Lipanimal VDC 9, Bara	Feed Premix 2400MT	Mr. Simarjit Singh, India	India	29.7	100.00
82	Slaughter House & Meat Processing	Rampur Tokani VDC 3, Bara	Frozen Buffalo Meat 1602MT	Mr. Jiang Xuepin, China	China	60.0	100.00
83	Mandala House Pvt. Ltd.	Manamaiju VDC 3, Kathmandu	Readymade Garment 60000 Pcs.	Murcellinus Felix, Netherlands	Netherland	10.0	50.00
84	Sarwattam Cement Pvt. Ltd.	Ram Nager VDC 5, Nawalaparasi	Cement 300	Bishnu Prasad Naupane, Nepal., Krishna Holdings Ltd., China	Hong Kong	4000.0	45.00
85	Pashupanchi Badhshala	Katahari VDC 9, Morang	Frozen Buffalo, Poultry, Mutton Meat 16020,30	M/S Al-Sameer Exports Pvt., India	India	180.0	100.00
86	Chewing Tobacco	Katahari VDC 1, Morang	Chewing Tobacco 3000MT	M/S Miraj Products Pvt. Lt, India	India	150.0	100.00
87	Refined Vegetable Oil	Lubhu VDC 1, Lalitpur	Mustard Oil, Sunflower, Soyabean Oil 750MT	Mr. Saroj Dangol, Nepal., Ms. Zhang Hongyun, China	China	46.0	80.00
88	Gold Mining & Extraction Industry	Sugarkhel VDC 4, Kailali	Gold Mining Placer 25KG.	Mr. Zhao Rungui, China	China	25.0	100.00
89	Gold Mining & Extraction Industry	Sisniya VDC 5, Dang	Placer Gold 25KG.	Mr. Zhao Rungui, Ms. Zhang Shen, China	China	25.0	100.00
90	Gold Mining & Extraction Industry	Pipladi VDC 5, Kanchanpur	Placer Gold 17KG.	Mr. Sutan Zhao, Mr. Zhenjiang Li, China	China	17.0	100.00
91	Gold Mining & Extraction Industry	Durgasthan VDC 3, Baitadi	Placer Gold 17 KG.	Mr. Sutan Zhao, Mr. Zhenjiang Li, China	China	17.0	100.00
92	Gold Mining & Extraction Industry	Bharatpokhari VDC 5, Kaski	Placer Gold 17 KG.	Mr. Sutan Zhao, Mr. Zhenjiang Li, China	China	17.0	100.00
93	Construction Service	Kathmandu Metropolitan 16	Construction Service Rs.70000000	M/S Qnique Engineers Pvt., India	India	30.0	100.00
94	Audio Recording Studio	Kathmandu Metropolitan 14	Audio Recording 600nos.	Mr. Joel Stephen Travis, USA	USA	5.0	100.00
95	Used Tyres Processing	Pipara Simara VDC 3, Bara	Crumb Rubber 3000MT, Fuel Oil 220MT	Mr. Chander Hans, Mr. Saurabh Aggarwal, Mr. Ram Mehar, India	India	20.0	100.00
96	Cement	Basamadhi VDC 1, Makawanpur	Cement/Opc/Ppc/Psc 60000 MT	Mr. Chandra Bikram Malla, Nepal., Mrs. Wanmin Huang, China	China	150.0	95.00

S. N.	Company Name	Location	Products & Annual Capacity	Investor's Name	Country	Authorised Capital	Foreign Equity (%)
97	Gold Mining & Extraction Industry	Kathmandu 10	Placer Gold 15 KG.	Mrs. Zhang Shen, China	China	10.0	100.00
98	Gold Mining & Extraction Industry	Kathmandu 10	Placer Gold 22 KG.	Mrs. Zhang Shen, China	China	20.0	100.00
99	Gold Mining & Extraction Industry	Kathmandu 10	Placer Gold 15 KG.	Mrs. Zhang Shen, China	China	10.0	100.00
100	Hydropower Project	BhUKtan VDC, Kaski	Electricity Hydropower 15.1 MW	Mr. Midil Modi Hydropower, India	India	2230.0	82.00
101	Evroy Global Pvt. Ltd.	Nepalgunj 10, Banke	Pan Masala, Gutkha 300MT	Ms. Evroy Global Pvt. Ltd., India	India	15.0	100.00
102	Dairy Processing Industry	Bhaisepati VDC 5, Lalitpur	Dairy Processing 66500	Chandra Sharma, Nepal., Noah Andrew Dawes, Canada	Canada	8.0	62.50
103	Laxmi Cement Udhog Pvt. Ltd.	Kathmandu	Cement	Pramila Dulal, Nepal, Ananta International Limit, Republic Of Seychelles	Seychelles	7600.0	90.00
104	Carrier Tricycle And Scooter Assembling	Kathmandu 13	Carrier Tricycle 150nos.	Mr. Li Haiyun, China	China	10.0	100.00
105	Uds International Pte. Ltd.Plain Pan Mas	Kathmandu	Pan Masala, Gutkha, Sweet Supari, Khaini 50MT	Uds International Pte. Ltd, Singapore	Singapore	30.0	100.00
106	Plain Pan Masala, Gutkha, Sweet Supari	Rajbiraj, Saptari	Panmasala, Gutkha, Supari, Scented 250MT	Mr. Manoj Agrawal, Nepal., Mr. Raj Kumar Gupta, India	India	20.0	85.00
107	Water & Energy Nepal Pvt. Ltd.	Kathmandu 31	Water	Duman Singh Thapa Chhetri, Nepal., Yuma Security Pvt. Ltd., India	India	833.3	32.46
108	E & T Nepal Pvt.Ltd.	Newroad, Kathmandu	Software Development 10packages	Mr. Chetan Thapa, Nepal., Mr. Sakae Nagata, Japan	Japan	0.8	100.00
109	E & T Nepal Pvt.Ltd.	Newroad, Kathmandu	Software Development 10 Packages	Mr. Chetan Thapa, Nepal., Mr. Sakae Natata, Japan	Japan	0.8	100.00
110	Furniture Manufacturing Industry	Sitapaila VDC, Kathmandu	Bed, Cupboard, Table, Tea Table, Chair 600nos	Mr. Han Yantao, China	China	35.0	100.00
111	Trabha Bricks Pvt. Ltd.	Narayani VDC 8, Nawalaparasi	Brick	Mr. Kalenskiy Roman, Russia	Russia	12.2	48.60
112	Essential Oil & Herbal Tea	Darma VDC 7, Humla	Essential Oil2000ltr. Herbal Tea 14MT	Ms. Good Neighbors Interna, S. Korea	S. Korea	10.0	100.00
113	Essential Oil, Berbal Powder & Hotel Sop	Shreenagar VDC, Mugu	Essential Oil 8000ltr. Herbal Soap 20MT.	Ms. Good Neighbors Interna, S. Korea	S. Korea	8.6	100.00
114	J. Sijan Cargo Pvt. Ltd.	Kathmandu 29	Cargo Service	Raju Gurung, Nepal., Mr. Zhen Song, Mr. Pan Zhao, China	China	10.1	90.00
115	Readymade Garments	Gothatar VDC 2, Kathmandu	Readymade Garments Suits 4500 Pcs.	Ms. Dw Clothing Limited, UK	UK	16.1	75.00
116	Coffee Plantation & Processing	Gothpani VDC 7, Kavre	Coffee Beans 36MT	Ms. Juanping Li, China	China	40.0	87.50
117	Organic Vegetables	Tinthana VDC 6, Kathmandu	Organic Vegetables 240 MT	Ms. Yang Yuechan, China	China	30.0	100.00
118	Solar Pv System For Home Appliance And L	Dhapasi VDC 4, Kathmandu	Solar Pv System For Lighting 4000sets	Mr. Shoichi Nishimura, Japan	Japan	35.0	63.00

S. N.	Company Name	Location	Products & Annual Capacity	Investor's Name	Country	Authorised Capital	Foreign Equity (%)
119	Ghorahi Cement Industry Pvt. Ltd.	Laxmipur VDC 7,8, Dang	Cement	Puroshottam Lal Sanghai, Nepal., Ms. Emerging Market Dev. P, British Virgin Island	Bri.Virg.Is	4500.0	40.00
120	Meat Production	Kalika VDC 3, Bardiya	Meat 1000MT, SaUSAgess 200MT	Mr. Jiang Sijian, China.	China	45.0	100.00
121	Solar Pv Systems	Lalitpur 13	Solar Boiling 1500sets, Lighting 4500sets.	Mr. Insu Eun, S. Korea	S. Korea	25.0	100.00
122	Readymade Garmnts	Saibu VDC 4, Lalitpur	Shirts, Pants, Jacket, T-Shirts 4000pcs.	Mr. Preston Dale Thiessen, Sweden.	Sweden	10.0	100.00
123	Solar Pv Systems Production	Saibu VDC 6, Lalitpur	Solar Pv, Lighting 4000sets.	Ms. Zhao Xiaoqing, China	China	30.0	100.00
124	Dehydrated Ginger, Ginger Powder And Cay	Chhinchu VDC, Surkhet	Ginger Powder, Candy 26MT	Investors Home Pvt. Ltd., Nepal., Organic Mountain Flavour B, Netherlands.	Netherland	20.4	49.00
125	Solar Pv System Production	Imadol VDC 4, Lalitpur	Solar System For Heating 1500sets.	Mr. Xiangmin Xia, China	China	25.0	100.00
126	Shawl, Stole Muffler, Sweater, Trouser	Sanugaou VDC 3, Lalitpur	Shawl, Stole, Muffler, Sweater 600pcs.	Ms. Gabriella Cocco-Greave, British	UK	6.0	100.00
127	Decorative Gift Articles Manufacturiennng	Jorpati VDC 2, Kathmandu	Decorative Gift Articles 15000nos.	Mr. Lakatsang Lobsang Tenz, Australia	Australia	10.0	100.00
128	Chaudhary Biosis Nepal Pvt. Ltd.	Nepalgunj, Banke	Essential Oil 32KL, Plant Extracts 5KL	Chaudhary Biosis Nepal., Biosynergy A/S, Denmark	Denmark	13.5	25.00
129	Chaudhary Biosys Nepal Pvt. Ltd.	Syanle VDC, Dadeldhura	Essential Oil 30KL, Plant Extracts 10KL	Chaudhary Biosys Nepal Pvt., Biosynergy A/S, Denmark	Denmark	18.0	25.00
130	Chaudhary Biosys Nepal Pvt. Ltd.	Rauteli Bichhuwa VDC, Kanchanpur	Essential Oil 40 KL, Plant Extracts 1KL	Chaudhary Biosys Nepal Pvt., Biosynergy A/S, Denmark	Denmark	16.0	25.00
131	Chaudhary Biosys Nepal Pvt. Ltd.	Dumkibas VDC, Nawalaparasi	Essential Oil 50KL, Plant Extracts 1KL	Chaudhary Biosys Nepal Pvt., Biosynergy A/S, Denmark	Denmark	22.2	25.00
132	Chaudhary Biosys Nepal Pvt. Ltd.	Kamhariya 6, Rupandehi	Herbal 12000MT, Essential Oil 50000litres	Chaudhary Biosys Nepal Pvt., Biosynergy Pvt. Ltd., Denmark	Denmark	38.0	25.00
133	Tigers Bruary Industries Pvt. Ltd.	Sauphsitikar 8, Rupandehi	Beer 80000 H.L.	Tejendra Khadka,Nepal., Mr. Frince Batra, India	India	460.0	100.00
134	Sherpa Bruary Pvt. Ltd.	Chaurikharka VDC 8, SolUKhumbu	Beer 50000 HL	Phura Geljen Sherpa, Nepal.,Janine Mary Sturdauant, USA	USA	310.0	20.00
Mineral							
	Lead Mining	Tikping VDC 9, Dhading	Lead Concentrate 900MT	Chhaiyuyen Mineral Pvt. Lt, China	China	49.0	100.00
136	Copper Mining	Samundradevi VDC 1, Nuwakot	Copper Ingot 600MT	Ujjwal Basnet, Nepal., Hee Dae Park, S. Korea	S. Korea	20.0	50.00
137	Arment Minerals Metal P.Ltd.	Sanepa, Lalitpur	Minerals	Pia Groups Llc, India	India	50.0	50.00
138	Iron & Ore And Sponge Iron	Dhamja VDC, Baglung	Iron Ores 400000MT	Ms. Osho Ventures Fzco, UAE	UAE	500.0	100.00
139	Kali Minerals International Pvt. Ltd.	Bhimdatta Municipality, Kanchanpur	Talk Power 400MT	Maniraj Hoshi, Nepal., Mr. Mujeeb Ahmad, India	India	15.0	80.00

S. N.	Company Name	Location	Products & Annual Capacity	Investor's Name	Country	Authorised Capital	Foreign Equity (%)
Service							
140	Financial Investment	Kathmandu 10	Project Financing, Share Investment 4	Butwal Power Company Ltd., Nepal., Infraco Asia Himalayan Hyd, Singapore	Singapore	830.0	60.00
141	Language & Computer Training	Pokhara 15	Language, Computer Training 50persons	Mr. Seo Chang Deok, S. Korea	S. Korea	5.0	100.00
142	Software Development	Kathmandu 32	Software Development 90 Package	Mr. Khem Raj Devkota, Nepal., Andmine Pty. Ltd., Australia	Australia	5.0	95.00
143	Software Development	Kathmandu 17	Software Development 60 Package	Mr. Joseph Daniel Torrenue, Philippines	Philippines	6.0	100.00
144	Computer Training	Kathmandu 16	Computer Training 600persons	Mr. Habibullah Ghulam Baha, Afganistan	Afganistan	2.5	100.00
145	Software Development	Gongabu VDC 7, Kathmandu	Software Development 110 Package	Mun Changjoo, Song Jae Hun, Park Sangchul, S. Korea	S. Korea	5.7	100.00
146	Software Development	Kathmandu 29	Software Development 65 Package	Simon Peter Bond, Australia	Australia	2.5	100.00
147	Language Training	Gongabu VDC 1, Kathmandu	English, Japanese Anguage Training 300package	Kaori SuzUKi, Japan	Japan	11.4	100.00
148	International Cargo Handling	Kathmandu 29	International Cargo 4000MT	Ma MUSA, Cao Yulong, China	China	12.0	100.00
149	Computer & Language Training	Kathmandu 14	Computer Training, Chinese Language 300 Perso	Deng Liqun, China	China	12.0	100.00
150	Software Development	Kathmandu 15	Software Development 45package	Ross Carole, Australia	Australia	4.0	100.00
151	Convention Center	Kathmandu 10	Convention 2640nos.	Regus India Holdings Ltd., Mauritius	Mauritius	50.0	100.00
152	Software Development & Website Design	Kathmandu 6	Software, Website Design 50no.S	Jeffrey Ray Scott, USA	USA	6.0	100.00
153	Construction Services	Kathmandu 1	Construction Services 90000000	Zhang Jing, China	China	48.0	100.00
154	Computer & Language Training	Kathmandu 9	Computer Training, Language 150 Persons	Mohamad Rezk, Syria	Syria	2.5	100.00
155	Software Development	Lalitpur Submetropolitan 2, Lalitpur	Software Development 90package	Marc Gerard Bimboire-Bazus, France., Kerstin Karin Rieger, Germany., Olga Volkava, Russia	France	6.0	100.00
156	Photography	Kathmandu 1	Photography 66000pices	Zhang Huarong, China	China	10.0	100.00
157	Hospital (Chinese Tra. Medicine With Acu)	Lalitpur 4	Medical Wards, Opd Service 12900persons	Kim Jong-Gwon, S. Korea	S. Korea	2.5	100.00
158	Non Destructive Testing & Welding Inspec	Kathmandu 29	Non Destructive Testing, Welding Training 200	Munavar Shareef Ahamed, India	India	10.0	100.00
159	Advertisement Agency With Adv. Materials	Chapali VDC 1, Kathmandu	Advertisement Boards, Printing 100pcs.	Anil Thaman, India	India	20.0	100.00
160	Software Development	Kathmandu 10	Software Development 100 Package	Mr. Thomas SchLau, Germany	Germany	5.0	100.00
161	Skill Development Training	Kathmandu 15	Skill Development Training 200persons	Altai Himalaya Pte. Ltd., Singapore	Singapore	10.0	100.00

S. N.	Company Name	Location	Products & Annual Capacity	Investor's Name	Country	Authorised Capital	Foreign Equity (%)
162	Software Development	Kathmandu 4	Software Development 80 Packages	Joy Papud Canalida, Philippines	Philippines	5.0	100.00
163	Software Development	Kathmandu 11	Software Development 400 Packages	Tao Xiaolin, China	China	25.0	100.00
164	Construction Service For Infrastructured	Kathmandu 10	Construction Service 60000000	Arun P. Rimal, Sanjana Rimal, USA	USA	20.0	100.00
165	Advertisement Materials Production	Kathmandu 4	Printed Materials 300nos.	Zhang Tao, China	China	30.0	100.00
166	Computer Training	Kathmandu 16	Computer Training 600nos.	Lal Muhammad Pad Shah, Afganistan	Afganistan	2.5	100.00
167	Book Publication	Thaiba VDC 9, Lalitpur	Book Publication Rs. 8000000	Kapil Tamot, Nepal., Stephen James Masty, British	UK	4.4	50.00
168	International Cargo Handling	Kathmandu 7	International Cargo Handling 3500MT	Shanghai Greenroad Inter.L, China	China	10.0	100.00
169	Vocational Training	Kathmandu 4	Vocational Training 500persons	Ceragen India Pvt. Ltd., India	India	10.0	100.00
170	Software Development	Kathmandu 2	Software Development	Anna Tara Gresham Edwards, England	UK	15.0	100.00
171	International Cargo Handling	Kathmandu 29	International Cargo 7000MT	Yan Congbin, China	China	25.0	100.00
172	Software Development	Kathmandu 10	Software Development 50 Packages	Fatih Ayala, Turkey	Turkey	5.0	100.00
173	Language & Computer	Kathmandu 10	Japanese, English, Korean Language Tra 150sea	Arjun Khadka, Nepal., Noboru Shimajiri, Japan	Japan	10.0	50.00
174	Yeti Airlines International Pvt.Ltd.	Kathmandu 9	Air Service	Dmi International Pvt. Ltd, UAE	UAE	1700.0	36.00
175	Soul International Language Institute	Gongabu VDC 5, Kathmandu	Language Training	Mr. Yeon Ho Lee, S. Korea	S. Korea	10.0	50.00
176	Business Oxygen Pvt.Ltd.	Lalitpur	Financial Share Investment	International Finance Corp, Netherlands	Netherland	629.4	100.00
177	Software Development	Lalitpur 15	Software Development 200package	Ms. Zhou Cai, China	China	25.0	100.00
178	Advertisement Materials Production	Kathmandu 14	Advertisement Printed 240, Audio 160, Video 8	Ms. Zhao Yulei, China	China	25.0	100.00
179	Advertising Material	Kathmandu 34	Advertising Materials 200nos.	Mr. Suman Day, Nepal., Mr. Prabir Gupta, India	India	150.0	80.00
180	Training On Entrepreneurship Development	Kathmandu 32	Enterpreneurship Development 900persons	Mr. Balram Subedi, Nepal., Ms Oxygen Management Servi, India	India	20.0	25.00
181	International Cargo Handling	Kathmandu 1	International Cargo 3500MT	Mr. Ranjeet Singh, Mr. Rabi Nayar, India	India	10.0	100.00
182	Advertisement Materials Production	Kathmandu 35	Advertisement Printed 200, Audio Video 30nos.	Ms. Linda Jean Cloud, USA	USA	5.0	100.00
183	Project Financing And ShareInvestment	Lalitpur 10	Counseling, Investment 1900000000	Ms. Nit Holdings Ltd., Hong Kong	Hong Kong	1950.0	100.00
184	Software Development And Language Traing	Kirtipur 1, Kathmandu	Software, Language 60 Packages	Ms. Chihiro Konishi, Ms. IkUKo Ichikawa, Japan	Japan	10.0	100.00
185	Skill Training (In Permaculture)	Khudunawari VDC 5, Jhapa	Permaculture Training 300 Persons	Mr. Zachary Nathan Barton, Canada	Canada	5.0	100.00

S. N.	Company Name	Location	Products & Annual Capacity	Investor's Name	Country	Authorised Capital	Foreign Equity (%)
186	Language & Computer Training Institute	Kathmandu 13	Language, Computer Training 150students	Mr. Abdulsalam Ameen Ahmed, Yemen	Yemen	5.0	100.00
187	Software Development	Lalitpur 2	Software Development 400 Packages	Mr. Quan Jianchun, China	China	25.0	100.00
188	Management And Career Skill Training	Saibu VDC 8, Lalitpur	Management And Career Training 600persons	Mr. Koshilning, India., Mr. Bobby Wayne Herrel, USA	India	10.0	100.00
189	Software Development And Sebpage Design	Kathmandu Metropolitan 32	Software 100, Design 10nos.	M/S Itonics Gmbh, Germany	Germany	10.0	100.00
190	International Cargo Handling	Kathmandu Metropolitan 16	International Cargo 2000MT	Mr. Per NiKLas Nero, Sweden	Sweden	5.0	100.00
191	International Cargo Handling	Kathmandu Metropolitan 2	International Cargo 3500 MT	M/S Mgh Logistics Asia Pte,M/S Transmerime Logistics Asia Pte., Singapore	Singapore	10.0	100.00
192	International Cargo Handling	Kathmandu 22	International Cargo 5000MT	M/S Darcl Logistics Ltd., India	India	10.0	100.00
193	International Cargo Handling	Pokhara 6, Kaski	International Cargo 3400MT	Mr. Tarek Elhaj, Mr. Iyad Koubaitary, Syria	Syria	10.0	100.00
194	Medical Diangostic Service	Kathmandu 29	Pathology Service 18000, Ecg Service 3000nos.	Mr. Pujan Hada Pradhan, Nepal., Mr. John Joseph Bonner, USA	USA	10.0	60.00
195	Various Types Of Construction Service	Pithyauli VDC 4, Nawalparasi	Construction Service Road, Bridges 60000000	M/S Issuisha Corporation, Japan	Japan	25.0	100.00
196	Oxygen Gas Reffling	Chaurikharka VDC 5, SolUKhumbu	Oxygen Gas, Cylinders Repair 16000	Mr. Dawa Steven Sherpa,Nepal., Mr. Ian Edward Atkins, UK	UK	20.0	50.00
197	Machinery Equipment	Lalitpur 10	Construction Works 100000000rs	M/S Zamil Infra Pvt. Ltd., India	India	800.0	100.00
198	Software Development	Kathmandu 33	Software Development 75 Packages	Mr. Motilal Sarawagi, India	India	10.0	100.00
199	Software Development & Language Training	Hetauda 5, Makawanpur	English, Korean Language Training 250persons	Mr. Kim Ki Young, Mr. Park Cheon, S. Korea	S. Korea	10.0	100.00
200	Software Development	Kathmandu 29	Software Development 150 Packages	Mr. Avraham Reuven, Germany	Germany	10.0	100.00
201	Financial Investment, Project Dev.	Kathmandu 16	Project Financing 10 Projects	Mr. Rajendra Bajgai, Nepal., M/S Silver Heritage Limite, Bri. Virg. Is	Bri. Virg. Is	1950.0	90.00
202	Printed Advertising Materials	Lalitpur 4	Printed Advertising Materials 2000nos.	Mr. Gilberto Santos Padill, USA	USA	10.0	100.00
203	Computer & Language Training Insatitute	Lalitpur 2	Computer, Chinese Language 400 Persons	Ms. Zhong Minglu, China	China	30.0	100.00
204	Lord Buddha Education Academy Ltd.	Nepalgunj 16, Banke	Education	Sanjay Kumar Kanodia, Nepal., Mr. B.S. Sri Prakash, India	India	1500.0	99.45
205	Language Training Institute	Kathmandu 10	English, Japanese Language 600persons	Mr. Toru Ao, Japan	Japan	30.0	100.00
206	Cancer Diagnostic Service	Kathmandu 11	Cancer Diagnostic 14502samples	Intrepid Nepal Pvt. Ltd., Nepal., Stichting Dutch Cancer Dia, Netherland	Netherland	16.3	50.00
207	Machineries & Equipments Repari Workshop	Chapali Bhadrakali VDC, Kathmandu	Machineries Maintenance 210nos.	Mr. Gajan Singh Sudan, India	India	20.0	100.00
208	Books Publication	Lalitpur 4	Books Publication 1000nos.	Mr. Jae Gu Kim, S. Kora	S. Korea	5.0	100.00

S. N.	Company Name	Location	Products & Annual Capacity	Investor's Name	Country	Authorised Capital	Foreign Equity (%)
209	Vocational Training Institute	Lalitpur 10	Mechanics, Electrician, Plumbing Category 135	Mr. Seifollah Mohammad Hos, Iran	Iran	20.0	100.00
210	Management And Career Skill Training	Lalitpur 4	Management And Career 600students	Ms. Michellelesa Hensley, USA	USA	5.0	100.00
211	Human Resources Training For Tv & Radio	Lalitpur 3, Lalitpur	Tv & Radio Programs 360nos.	Ms. Bbc Media Action, UK	UK	9.0	100.00
212	Software Development	Lalitpur 10	Software Development 300packages	Mr. Wu Zhencong, China	China	30.0	100.00
213	Language Training Institute	Balambu VDC 3, Kathmandu	English Language Training 900persons	Ms. Marise Marriner, New Zealand	New Zealand	15.0	100.00
214	Various Kinds Of Construction Works	Kathmandu 5	Construction Dam, Tunnel 11000000	Ms Gwang HyUK Construction, S. Korea	S. Korea	45.5	100.00
215	Language Training Institute	Kathmandu 30	English, Chinese Language Training 200persons	Mr. Mei Fangchuan, China	China	20.0	100.00
216	Language Training Institute	Pokhara 6, Kaski	English, German, Korean Language 200persons	Mr. Lucian Eugen Calarasu, Germany	Germany	20.0	100.00
217	Language & Computer Training Institute	Lalitpur 2	Computer Language Training 250persons	Mr. Pawan Kumar Adhikari, Nepal, Ms. Jane Soon Kim, Sua.	USA	15.0	66.66
218	Vocational Training Of Skill Developmen	Butwal Municipality 11, Rupandehi	Electrician, Plumbing Training 129 Persons	Mr. Vinicius Souto Moreira, Brazil	Brazil	10.0	100.00
219	Language Training	Kathmandu 29	Russian, Nepali Language Training 300persons	Mr. Kul Bahadur Gurung, Nepal., Mr. Jan Lee Bearerstadt, USA	USA	10.0	50.00
220	S Institute Of Management Ltd.	Kathmandu 9	Bba, Mba, Emba, Mbae 240 Students	Uds International Pte. Ltd, Singapore	Singapore	250.0	40.00
221	Business Process	Kathmandu 11	Bpo Of Internet Marketing 100times	Dargan Financial Pty. Ltd., Australia.	Australia	5.0	100.00
222	Language Training Institute	Kathmandu 6	English, Nepali Language Training 200persons	Ms. Michelle Erin Flint, USA	USA	15.0	100.00
223	Vocational Training Institute	Jorpati VDC 8, Kathmandu	Skilled Manpower 500persons	Mr. Tung0hai Shao, China	China	35.0	100.00
224	Software Development	Dhapakhel VDC 8, Lalitpur	Software Development 300 Packages	Mr. Cao Lin, China	China	30.0	100.00
225	Infrastructure Development	Kathmandu 3	Construction Service 70000000	MUKta Dinwiddie Moclaren, Bangladesh	Bangladesh	30.0	100.00
226	Flash Freight Logistics Pvt. Ltd.	Lalitpur 1	International Cargo 2500MT	Mr. Thomas Ignatius Agenco, India	India	6.5	100.00
227	Blue Airways Pvt. Ltd.	Kathmandu 14	Airline Business 4800/Year	Dr. Dev Kaji Dangol, Nepal., Mr. Hamad Ali Jabor Al, Qatar	Qatar	570.0	55.00
228	Chitwan Medical College Pvt. Ltd.	Bharatpur Municipality 10, Chitwan	Medical College	Harish Chandra Neupane, Nepal., Mr. Nileshkumar, India	India	1000.0	17.60

S. N.	Company Name	Location	Products & Annual Capacity	Investor's Name	Country	Authorised Capital	Foreign Equity (%)
Tourism							
229	Hotel With Restaurant	Nayapati VDC 7, Kathmandu	Hotel 20beds, Restaurant 50seats	Santosh Dahal, Nepal., Mr. Leonardus Aloisius Jos, Netherland	Netherland	10.0	50.00
230	Restaurant	Kathmandu 2	Restaurant 40seats	Mr. Mingma Lama, Nepal., Daniel Mateo Rodriguez, Montserrat Sanchez Esteban, Spain	Spain	4.5	88.88
231	Hotel With Restuarant	Ichangunarayan VDC 1, Kathmandu	Hotel, Restaurant 50seats	Zheng Hexi, China	China	15.0	100.00
232	Restaurant	Kathmandu 6	Restaurant 120 Seats	Netra Bahadur Thapa Magar, Nepal., Antonio Pascual Deiza, Spain	Spain	8.0	25.00
233	Hotel With Restaurant	Bachhauli VDC 6, Chitwan	Hotel 18 Beds, Restaurant 25 Seats	Suzanne KUPIAK, Australia	Australia	2.5	100.00
234	Restaurant	Kathmandu 29	Restaurant 40seats	Song Mingzhong, China	China	2.5	100.00
235	Restaurant	Lalitpur 5	Restaurant 40 Seats	Clendon Kathryn Ruth, New Zealand	New Zealand	6.0	100.00
236	Restaurant	Kathmandu 29	Restaurant 40 Seats	Zaiquan Bao, China	China	2.5	100.00
237	Hotel With Restaurant	Sarangkot VDC 2, Kaski	Hotel 40beds, Restaurant 70 Seats	Liu Lei, China	China	15.0	100.00
238	Hotel With Restaurant	Lekhnath 9, Kaski	Hotel 18 Beds, Restaurant 30seats	Johnny Elliot Galley, British	Bri.Virg.Is	2.4	100.00
239	Hotel With Restaurant	Kathmandu 6	Hotel 20beds, Restaurant 50seats	Indian Network For Dev. Ex, India	India	5.0	100.00
240	Hotel With Restaurant	Kathmandu 6	Hotel 20beds, Restaurant 60 Seats.	Xigang Gao, China	China	2.5	100.00
241	Restaurant	Kathmandu 4	Restaurant 80 Seats.	Dheya Nasser Saleh Al Rahm, UAE	UAE	4.8	100.00
242	Hotel With Restaurant	Kathmandu 29	Hotel 42 Beds, Restaurant 80seats	Ma Xiaofeng, China	China	15.0	100.00
243	Hotel With Restaurant	Pokhara 6, Kaski	Hotel 10beds, Restaurant 35seats	Yang Ki Young, S. Korea	S. Korea	2.5	100.00
244	Restaurant	Sainbu VDC 4, Lalitpur	Restaurant	Kim Seungkeun, Korea	S. Korea	5.6	100.00
245	Hotel With Restaurant	Godawari VDC 6, Lalitpur	Hotel 20beds, Restaurant 50seats	Zhou Kun, China	China	12.0	100.00
246	Restaurant	Lalitpur 4	Restaurant 150seats	Chen Machang, China	China	12.5	100.00
247	Restaurant	Kathmandu 16	Restaurant 60seats	Mavluda Hajiyova, Uzbekistan	Uzbekistan	5.0	100.00
248	Hotel With Restaurant	Kathmandu 15	Hotel 20beds, Restaurant 50seats	Runhua Zho, China	China	5.0	100.00
249	Restaurant	Kathmandu 6	Restaurant 100 Seats	Yang Chumei, China	China	10.0	100.00
250	Restaurant	Kathmandu 2	Restaurant 70 Seats	Xuguang Duan, China	China	6.0	100.00
251	Hotel	Lalitpur 8	Hotel 40 Beds	Zhang Yu, China3	China	25.0	100.00

S. N.	Company Name	Location	Products & Annual Capacity	Investor's Name	Country	Authorised Capital	Foreign Equity (%)
252	Hotel With Restaurant	Sheshnarayan VDC 3, Kathmandu	Hotel 40beds, Restaurant 70 Seats	Stephan Kocher, Switzerland	Switzerland	5.0	100.00
253	Floriculture Industry	Bhimdhunga VDC 3, Kathmandu	Flowers 30MT	Zhou Quan, China	China	25.0	100.00
254	Hotel With Restaurant	Ugrachandi VDC 9, Kavre	Hotel 200 Beds, Restaurant 40 Seats	Quadrivium S.A., Switzerland	Switzerland	271.3	100.00
255	Restaurant	Kathmandu 16	Restaurant 70seats	Masudur Rahman, Bangladesh	Bangladesh	5.0	100.00
256	Gaida Ireland Camp Pvt. Ltd.	Bachhauli 1, Chitwan	Hotel & Restaurant	Ms Bigit Bauer, German	Germany	19.0	40.00
257	Bajra Resort & Firm House P.Ltd.	Tatopani VDC 7, Sindhupalchowk	Hotel	Stitching Vajra, Netherlands	Netherland	70.0	57.00
258	Hotel With Restaurant	Kathmandu 29	Hotel	Mr. Zhen Jiang Li, China	China	30.0	100.00
259	Namlo Restaurant & Wine Garden	Kupandol, Lalitpur	Restaurant	Kalimaya, Bhutan	Bhutan	5.0	100.00
260	Hotel With Restaurant	Kathmandu 1	Hotel 46 Beds, Restaurant 60 Seats	Mr. Yan Xincheng, China	China	50.0	100.00
261	Hotel With Restaurant	Sheshnarayan VDC 1, Kathmandu	Hotel 28 Beds, Restaurant 100seats	Mr. Tejendra Pratap Basnet, Nepal., Ms. Christina Monson, USA	USA	20.0	50.00
262	Hotel With Restaurant	Kathmandu 1	Hotel 48beds, Restaurant 100seats	Mr. Thomas Madagame Lavanw, USA., Mr. Abdul Sattar, Pakistan	USA	100.0	100.00
263	Hotel With Restaurant	Talku Dundechaur VDC 8, Kathmandu	Hotel 20beds, Restaurant 40seats	Mr. Pasang Tamang, Nepal., Ms. Catherine Seievenart, France	France	10.0	50.00
264	Hotel With Restaurant	Nalitpur 2, Lalitpur	Hotel 40beds, Restaurant 100seats	Ms. Marcia Barboza Real, Brazil., Mr. Bulent Develi, Turkey., Mr. Rungui Zhao, China	Brazil	15.0	100.00
265	Restaurant	Pokhara 6, Kaski	Restaurant 40seats	Mr. Joshua John Kretzu, USA	USA	2.5	100.00
266	Restaurant	Kathmandu 16	Restaurant 150seats	Ms. Molly Dwight Thron Dur, USA	USA	15.0	100.00
267	Royal Pengween Butic Hotel Pvt.Ltd.	Kathmandu 16	Hotel 44beds, Restaurant 80seats	Irina Torkes, Yulia Gorelik, Yuli Gaydash, Russia	Russia	40.0	75.00
268	Resort Hotel With Restaurant	Kumroj VDC 1, Chitwan	Hotel 48beds, Restaurant 50seats	Ms. Gita Adhikari, Nepal., Ms. Ana Maria Martinez Duq, Colombia	Colombia	31.7	20.00
269	Restaurant	Kathmandu Metropolitan 1	Restaurant 100 Seats	Mr. Rajesh Dangol, Nepal., Mr. Li Jixin, China	China	10.0	50.00
270	Hotel With Restaurant	Kathmandu Metropolitan 30	Hotel 45beds, Restaurant 60seats	Mr. Qingrong He, Mr. Long Lin, China	China	17.0	100.00
271	Restaurant	Kathmandu Metropolitan 7	Restaurant 60 Seats	Mr. Qingqi Lan, China	China	5.0	100.00
272	Hotel With Resort	Dakshinkali VDC 9, Kathmandu	Hotel 48beds, Restaurant 60 Seats	M/S Drala Holdings Ag, Switzerland	Switzerland	90.0	100.00

S. N.	Company Name	Location	Products & Annual Capacity	Investor's Name	Country	Authorised Capital	Foreign Equity (%)
273	Restaurant	Pokhara 6, Kaski	Restaurant 60 Seats	Mr. Dae Hwan Kim, S. Korea	S. Korea	5.0	100.00
274	Restaurant	Kathmandu 10	Restaurant 150 Seats	Mr. Mikhail Ahmad Lari, India	India	50.0	100.00
275	Hotel And Restaurant	Dhampush VDC, Kaski	Hotel 20, Restaurant 40seats	Mr. Lim Boo Khiong, Malaysia	Malaysia	20.0	100.00
276	Restaurant	Kathmandu 11	Restaurant 300 Seats	M/S Linxia Cloud Islamic M, China	China	100.0	100.00
277	Resort	Dhital VDC 1, Dhital	Hotel 10, Restaurant Seats 10nos.	Mr. Lyon Tierney, UK	UK	10.0	100.00
278	Hotel With Restaurant	Gonaha VDC 5, Rupandehi	Hotel 44, Restaurant 100seats	Mr. Jianli Liu, China	China	100.0	100.00
279	Hotel And Restaurant	Katungje VDC 6, Dhading	Hotel And Restaurant 50 Seats	Ms. Lim Sio Yen, S. Korea	S. Korea	10.0	50.00
280	Hotel With Restaurant	Lalitpur 14	Hotel 40, Restaurant 70 Seats	Mr. Kichan Moon, S. Korea., Ms. Yun Cha Kim, USA	S. Korea	20.0	100.00
281	Restaurant	Pokhara 6, Kaski	Restaurant 70 Seats	Mr. Dependra Sigdel, Nepal., Mr. Vincent Marie Doppler, France	France	6.0	83.33
282	Global Technology & Trademark Ltd.	Katunje VDC, Bhaktapur	Hotel, Restaurant 300 Seats	Global Technology & Tm Ltd, British Virgin Island	Bri. Virg. Is	1940.0	100.00
283	Pavilions Himalaya Hk Limited	Pumdi Bhumdi VDC, Kaski	Hotel 48, Restaurant 100seats	Pavilions Himalaya Hk Limi, Hong Kongs	Hong Kong	170.0	75.00
284	Restaurant	Pokhara 6, Kaski	Restaurant 90 Seats	Mr. Rishi Poudel, Nepal., Ms. Anne LercHL, Germany	Germany	10.0	50.00
285	Hotel	Kathmandu 16	Hotel 40seats	Mr. Wang Wenbin, China	China	30.0	100.00
286	Restaurant	Pokhara 6	Restaurant 110 Seats	Tenzin Chophel Lama, Nepal., Tenzin Sonam Gonsar, Canada	Canada	10.0	50.00
287	Restaurant	Lalitpur 3	Restaurant 110seats	Ms. Jane Soon Kim, USA	USA	10.0	100.00
288	Hotel With Restaurant	Lekhnath 9, Kaski	Hotel 20, Restaurant 40seats	Mr. Alexey Sebekin, Russia	Russia	10.0	100.00
289	Restaurant	Pokhara 6, Kaski	Restaurant 100 Seats	Mr. Derek Robert Whitlock, Britain	UK	10.0	100.00
290	Restaurant	Pokhara 6	Restaurant 110 Seats	Mr. Cho Byoung Chun, S. Korea	S. Korea	10.0	100.00
291	Hotel With Restaurant	Kathmandu 17	Hotel 32beds, Restaurant 70 Seats.	Mr. Sunil Bir Jung Rana, Nepal., Ms. Roni Isaac, Australia	Australia	20.0	50.00
292	Restaurant	Pokhara 6, Kaski	Restaurant 70 Seats	Ms. Nira Upadhayaya Adhiki, Nepal., Mr. Peter Rathbauer, Austria	Austria	6.0	83.33
293	Hotel With Restaurant	Jhamsikhel, Lalitpur	Hotel 40beds, Rrestaurant 150seats	Mr. Jin Mingfa, China	China	35.0	100.00
294	Restaurant	Kathmandu 29	Restaurant 40seats	Ms. Wei Ju-Wei, China	China	5.0	100.00

S. N.	Company Name	Location	Products & Annual Capacity	Investor's Name	Country	Authorised Capital	Foreign Equity (%)
295	Hotel With Restaurant	Kathmandu 17	Hotel 32 Beds, Restaurant 30 Seats	Mr. Almalki Saleh Mohammed, Saudi Arabia	UAE	10.0	100.00
296	Restaurant	Kathmandu 6	Restaurant 50seats	Ms. Linda Louise Rouse, USA	USA	5.0	100.00
297	Restaurant	Kathmand 6	Restaurant 150 Seats	Mr. Aaron Marcus Suttle, USA	USA	15.0	100.00
298	Hotel	Lalitpur 10	Hotel 40 Beds	Mr. Yuan Fengchang, China	China	30.0	100.00
299	Restaurant	Gongabu VDC 7, Kathmandu	Restaurant 80 Seats	Mr. Timothy Joseph Frankel, USA	USA	7.5	75.00
300	Hotel With Restaurant	Matatirtha VDC 7	Hotel 40beds, Restaurant 100seats	Mr. Paolo Bignardi, Italy	Italy	15.0	100.00
301	Hotel With Restaurant	Lalitpur 10	Hotel 40 Beds, Restaurant 60seats	Mr. Ye Dan, China	China	35.0	100.00
302	Hotel With Restaurant	Thakurdwara VDC 9, Bardiya	Hotel 20beds, Restaurant 40seats	Mr. Gauthier Christian Nic, France	France	6.2	80.65
303	Restaurant	Kathmandu 29	Restaurant	Mr. Garett Antoine Mathieu, France	France	5.0	100.00
304	Restaurant	Pokhara 6, Kaski	Restaurant 40 Seats	Mr. Serey Khun, Cambodia	Cambodia	5.0	100.00
305	Restaurant	Kathmandu 30	Restaurant 200 Seats.	Mr. Tang Guanzong, China	China	20.0	100.00
306	Restaurant	Kathmandu 17	Restaurant 60seats.	Mr. Kang Dooyoung, S. Korea	S. Korea	5.0	100.00
307	Restaurant	Pokhara 6, Kaski	Restaurant 52 Seats	Ms. Vegter Ginette, Netherlands.	Netherland	5.0	100.00
308	Hotel With Restaurant	Kathmandu 6	Hotel With Restaurant 40beds	Mr. Shen Hun, China.	China	35.0	100.00
309	Hotel With Restaurant	Kathmandu 17	Hotel 34beds, Restaurant 70 Seats	Mr. Li Fengying, China	China	15.0	100.00
310	Hotel With Restaurant	Kathmandu 20	Hotel 40 Beds, Restaurant 150seats	Mrs. Monique Irma Mathea, Belgium	Belgium	35.0	100.00
311	Cable Car	Chittapol VDC 5, Bhaktapur	Cable Car Visitors 310000persons	Mr. Bharat Giri,Nepal., Mr. Kamal Jain, India	India	50.0	50.00
312	Hotel With Restaurant	Hemja VDC 5, Kaski	Hotel 10 34 Beds, Restaurant 40 Seats	Mr. Rabin K.C., Nepal.,Ms.Schneckenburger, Germany	Germany	19.8	90.00
313	Hotel With Restaurant	Kathmandu 4	Hotel 20beds, Restaurant 50seats	Ms. Kim Hee Sun, S. Korea	S. Korea	5.0	100.00
314	Hotel With Restaurant	Kathmandu 17	Hotel 48beds, Restaurant 250seats	Royal Penguin Butik Hotel, China	China	150.0	87.50
315	Restaurant	Pokhara 7, Kaski	Restaurant 60 Seats	Mr. Peter Andrew, Australia	Australia	5.0	100.00
316	Hotel Himalaya View Sarangkot Pvt. Ltd.	Sarangkot 3, Kaski	Hotel 90bed, Restaurant 160 Seat	Hotel Himalaya View, Nepal., World Air Sea Seruice Co.L, Japan	Japan	300.0	40.00
317	Metro Eco Hotel Pvt. Ltd.	Kathmandu 16	Hotel 30bed, Restaurant 60seats	Mr. Pil Bahadur Chhetri, Nepal., Mr. David Le Light, USA	USA	11.3	50.00

**Table 10: Number of Industries Approved for Foreign Investment by Category
(F. Y. 2069/70)**

Rs. million

Category	No Of Industry	Total Capital	Fixed Capital	Working Capital	Foreign Investment	Employment
Agriculture	43	1438.10	1075.85	362.25	913.61	1760
Construction	1	100.00	70.00	30.00	100.00	110
Energy Based	6	9618.23	9133.23	485	2755.20	408
Manufacturing	84	23368.2	21313.25	2054.95	4054.18	5077
Mineral	5	634	359	275	596	527
Service	89	12439.72	5000.24	7439.48	7544.49	4594
Tourism	89	4392.54	4094.79	297.75	3972.76	4093
Total	317	51990.79	41046.36	10944.43	19936.23	16569

**Table 11: Number of Industries Approved For Foreign Investment by Category
(Up To F/Y 2069-70)**

Rs in mln

Category	No. Of Projects	Total Capital	Fixed Capital	Working Capital	Foreign Investment	No. Of Employment
Agro And Forestry	118	3,286.72	2,322.46	964.26	1,969.10	5,754
Construction	43	3,705.34	2,753.10	947.7	2,862.81	3,126
Energy Based	57	55,386.96	54,346.74	2,940.22	20,271.47	8,945
Manufacturing	827	81,520.07	64,686.03	15,972.07	30,597.75	85,257
Mineral	48	5,968.32	4,713.34	1,254.98	3,657.94	6,631
Service	845	40,509.92	28,041.51	12,322.73	22,516.58	40,536
Tourism	714	25,713.71	24,040.91	1,403.12	13,210.55	30,802
Total	2,652	216,091.04	180,904.09	35,805.08	95,086.20	181,051

**Table 12: Number of Industries Approved for Foreign Investment by Scale
(F. Y. 2069/70)**

Rs. million

Scale	No Of Industry	Total Capital	Fixed Capital	Foreign Investment	Employment
Large	33	41201.62	36451.28	9892.07	4252
Medium	33	6486.90	1616.80	6109.90	2563
Small	251	4302.27	2978.28	3934.26	9754
Total	317	51990.78	41046.35	19936.23	16569

**Table 13: Number of Industries Approved For Foreign Investment by Scale
(Up To F/Y 2069-70)**

Rs in mln

Category	No. Of Projects	Total Capital	Fixed Capital	Working Capital	Foreign Investment	No. Of Employment
Large	228	165,769.77	149,190.95	18,114.68	62,061.26	48,446
Medium	295	25,374.30	14,992.13	9,839.00	15,090.91	35,026
Small	2,129	24,946.97	16,721.02	7,851.40	17,934.03	97,579
TOTAL	2,652	216,091.04	180,904.09	35,805.08	95,086.20	181,051

Table 14: Number of Industries Approved for Foreign Investment by Country of Origin (F. Y.2069/70)

Rs. million

S.N.	Country Of Origin	No Of Industries	Total Capital	Fixed Capital	Working Capital	Foreign Investment	Employment
1	Afganistan	2	5	4	1	5	45
2	Argentina	1	8	7.1	0.9	8	37
3	Australia	8	54	42.7	11.3	43.75	224
4	Austria	1	6	4.5	1.5	5	25
5	Bangladesh	2	35	30	5	35	42
6	Belgium	1	35	30	5	35	50
7	Bhutan	1	5	2.5	2.5	5	25
8	Brazil	2	25	19.68	5.32	25	66
9	Bri.Virg.Is	4	8392.4	6198.9	2193.5	3777.4	570
10	Cambodia	1	5	2.5	2.5	5	14
11	Canada	6	2023	1996.8	26.2	434.2	181
12	China	97	5956.6	5406.02	550.58	2771.8	4943
13	Colombia	1	31.7	26.4	5.3	6.3	19
14	Denmark	7	147.7	123.5	24.2	61.38	335
15	France	5	33.2	27.3	5.9	26	159
16	Germany	8	108.8	95.92	12.88	90.4	247
17	Hong Kong	4	8420	5905	2515	3037.5	647
18	India	41	9187.11	7416.41	1770.7	2809.07	3471
19	Iran	1	20	14.6	5.4	20	25
20	Italy	3	50	40.2	9.8	50	118
21	Japan	12	748	684.3	63.7	300.9	450
22	Malaysia	2	30	27	3	25	56
23	Mauritius	1	50	46.5	3.5	50	30
24	Netherlands	10	817.67	166.39	651.28	721.75	430
25	New Zealand	2	21	18	3	21	44
26	Philippines	2	11	8.6	2.4	11	76
27	Qatar	1	570	267	303	147	35
28	Russia	3	62.16	50.7	11.46	50.91	105
29	S. Korea	23	283.85	214.07	69.78	263.85	876
30	Seychelles	1	7600	7372	228	684	100
31	Singapore	5	1130	794.6	335.4	370	220
32	Slovenia	1	30	26	4	30	45

S.N.	Country Of Origin	No Of Industries	Total Capital	Fixed Capital	Working Capital	Foreign Investment	Employment
33	Spain	3	1992.5	1970.1	22.4	1790	122
34	Sweden	2	15	12.4	2.6	15	66
35	Switzerland	6	423.78	379.19	44.59	419.78	365
36	Syria	2	12.5	10.6	1.9	12.5	59
37	Turkey	2	35	32.5	2.5	35	73
38	Uae	6	2814.83	882.3	1932.53	1234.85	814
39	UK	10	103.71	75.6	28.11	82.4	430
40	UKraine	1	30	28	2	30	35
41	USA	24	651.3	578.5	72.8	380.5	853
42	Uzbekistan	1	5	3.7	1.3	5	26
43	Yemen	1	5	4.2	0.8	5	16
Total		317	51990.81	41046.28	10944.53	19936.24	16569

Table 15: Number of Industries Approved for Foreign Investment by Country of Origin (UP TO F. Y.2069/70)

Rs. million

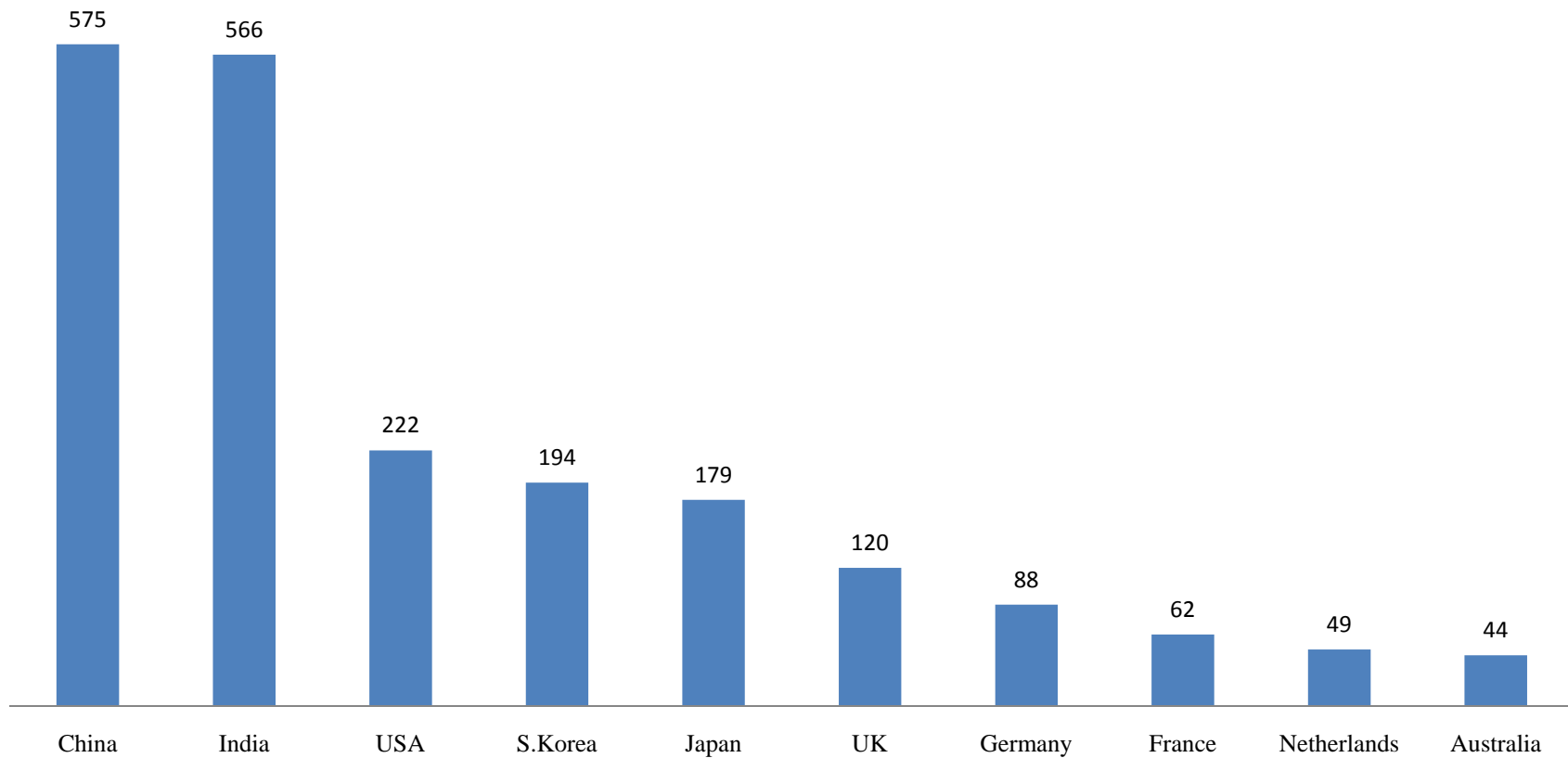
S.N.	Country of Origin	No. of Industries	Total Capital	Fixed Capital	Working Capital	Foreign Investment	Total No of Employment
1	Afganistan	2	5	4	1	5	45
2	Argentina	1	8	7.1	0.9	8	37
3	Australia	44	527.91	450.91	77	447.77	1242
4	Austria	17	215.56	166.16	49.4	88.36	616
5	Azerbaijan	3	25.9	20.6	5.3	25.9	165
6	Baharain	1	70	20	50	70	38
7	Bangladesh	33	597.15	326.6	270.55	332.56	4374
8	Belgium	13	101.37	76.2	25.17	89.44	445
9	Bermuda	6	1995.25	1694.03	301.22	118.27	1474
10	Bhutan	4	32.26	23.08	9.18	8.61	123
11	Brazil	7	566.07	532.88	33.19	545.83	590
12	Bri.virg.is	9	11182.2	8872.09	2310.11	4788.83	1668
13	Cambodia	1	5	2.5	2.5	5	14
14	Canada	31	7104.87	6889.58	215.29	2600.74	2107
15	China	575	20513.7	17119.9	3393.8	10631.99	31594

S.N.	Country of Origin	No. of Industries	Total Capital	Fixed Capital	Working Capital	Foreign Investment	Total No of Employment
16	Colombia	2	34.1	27.9	6.2	8.7	26
17	Congo	1	2.5	2.1	0.4	2.5	28
18	Croatia	1	2.5	2.1	0.4	2.5	15
19	Cyprus	2	1010	982	28	307	265
20	Czech Republic	1	3.5	2.5	1	3.5	12
21	Denmark	28	913.19	794.16	119.03	259.54	1304
22	Ecuador	1	2.5	1.3	1.2	2.5	45
23	Egypt	3	22.1	16.2	5.9	14.1	119
24	Eritrea	1	2.5	1.8	0.7	2.5	15
25	Finland	5	25	19.76	5.24	14.55	149
26	France	62	681.75	567.17	114.58	376.2	2432
27	Germany	88	2476.33	2223.28	253.05	1019.62	4117
28	Ghana	1	6.5	6.18	0.32	1.95	0
29	Guatemala	1	10	5	5	2.5	84
30	Hong kong	23	10281.5	7343.34	2938.16	3778.34	3263
31	Hungeri	1	10	8.9	1.1	5	29
32	India	566	75799.9	62020.1	13779.8	37618.57	61632
33	Iran	10	59.7	42.95	16.75	53.2	224
34	Ireland	6	723.9	680.6	43.3	340.97	320
35	Israel	13	685.2	569.94	115.26	143.25	425
36	Italy	27	1534.31	1390.81	143.5	373.15	733
37	Japan	179	4012.33	3444.68	567.65	1521.37	7436
38	Kazakistan	3	15.4	13.03	2.37	15.4	67
39	Kyrgystan	4	36.5	32.05	4.45	22.5	175
40	Lebnon	2	7	5.5	1.5	7	49
41	Libiya	1	5	2.8	2.2	5	80
42	Malaysia	19	793.74	731.22	62.52	341.78	584
43	Mauritius	6	3030	2956.37	73.63	2895	922
44	Mexico	3	28.73	25.85	2.88	26.13	60
45	N. Korea	3	64.82	58.8	6.02	32.55	147
46	Netherlands	49	2167.49	1269.25	898.24	1345.82	3623
47	New zealand	11	317.63	257.71	59.92	51.07	2113

S.N.	Country of Origin	No. of Industries	Total Capital	Fixed Capital	Working Capital	Foreign Investment	Total No of Employment
48	Norway	12	8116.59	6766.8	1349.79	1135.83	726
49	Pakistan	17	2179.28	1891.97	287.31	157.06	2451
50	Panama	1	83.28	65.17	18.11	24.98	121
51	Philippines	13	1192.12	1018.28	173.84	108.28	1709
52	Poland	7	138.22	128.55	9.67	55.39	194
53	Portugal	1	2.5	2	0.5	2.5	23
54	Qatar	1	570	267	303	147	35
55	Russia	23	355.86	272.49	83.37	208.09	985
56	S. Africa	5	47.3	37.84	9.46	47.3	137
57	S.Korea	194	10735	10091.8	643.23	6685.84	7696
58	Seychelles	1	7600	7372	228	684	100
59	Singapore	31	7156.32	6441.84	714.48	2135.39	2550
60	Slovenia	2	34.19	29.94	4.25	34.19	45
61	Spain	16	2146.52	2073.14	73.38	1897.23	487
62	Sri lanka	5	93.15	68.1	25.05	51.41	129
63	Sweden	10	45.4	35.66	9.74	42.6	289
64	Switzerland	42	1203.36	1082.24	121.12	784.53	1178
65	Syria	4	25	20.7	4.3	25	131
66	Taiwan	9	414.75	360.43	54.32	174.62	596
67	Tchad	1	2.5	1.86	0.64	2.5	18
68	Thailand	11	1032.37	884.79	147.58	116.29	1159
69	Turkey	13	627.7	575.32	52.38	640.2	491
70	UAE	12	4790.57	1952.04	2838.53	2291.16	1621
71	UK	120	4835.76	4267.54	568.22	1663.61	9156
72	Ukraine	4	131.7	120.15	11.55	48	121
73	USA	222	14771.2	13327.2	1444	5518.56	13729
74	Uzbekistan	2	15	11.2	3.8	15	78
75	Vietnam	2	24.6	22.8	1.8	24	55
76	Yemen	1	5	4.2	0.8	5	16
Total		2652	216091.04	180904.09	35187.1	95085.6	181051

Top 10 Countries On The Basis Of Foreign Investment In Industries(UP TO F.Y. 2069/70)

■ No of Industries Approved For Foreign Investment(UP TO F.Y. 2069/70)



**Table 16: Summary Sheet Of Joint Venture Industries In Nepal – Disctrictwise
(F.Y. 2069/70)**

(Rs. mln)

Sn	District	No. Of Industry	Total Project Cost	Total Fixed Cost	Foreign Investment	Employment
1	Jhapa	2	15	13.5	10	50
2	Morang	3	379.4	220.4	354.7	343
3	Saptari	1	20	10.5	17	46
4	Solukhumbu	2	330	288.5	82	141
5	Bara	5	525.2	324.65	203.6	247
6	Bhaktapur	5	2545.21	2434.16	2261.4	824
7	Chitwan	6	1318.18	1164.2	218.3	835
8	Dhading	2	59	48.5	54	90
9	Kathmandu	167	18921.82	14273.89	8237	7366
10	Kavre	2	311.28	273.99	306.28	196
11	Lalitpur	53	4300.75	898.46	4202.58	2416
12	Makwanpur	5	3060	2433.5	568.01	440
13	Nuwakot	2	30	19.7	15	94
14	Parsa	2	54.6	36	49.5	87
15	Rautahat	1	10	6.6	10	50
16	Sindhupalchowk	2	250	207	49	84
17	Baglung	1	500	250	500	290
18	Kaski	29	6418.43	5998.93	964.06	1132
19	Lamjung	1	1976	1956	395.2	52
20	Nawalparasi	4	4059.36	3750	665.91	539
21	Rupandehi	4	608	534.18	249.5	369
22	Tanahu	1	4	2.5	4	19
23	Banke	4	1571.4	1475.9	255.93	203
24	Bardiya	2	51.2	35	50	90
25	Dang	2	4525	4272	105	220
26	Humla	1	10	6	10	21
27	Mugu	1	8.6	6	8.6	18
28	Surkhet	1	20.36	15	10.17	27
29	Baitadi	1	17	15	17	50
30	Dadeldhura	1	18	15	4.5	28
31	Kailali	1	25	22	25	65
32	Kanchanpur	3	48	39.3	33	137
	Total	317	51990.78	41046.35	19936.23	16569

**Table 17: Summary Sheet Of Joint Venture Industries In Nepal – Districtwise
(UP TO F.Y. 2069/70)**

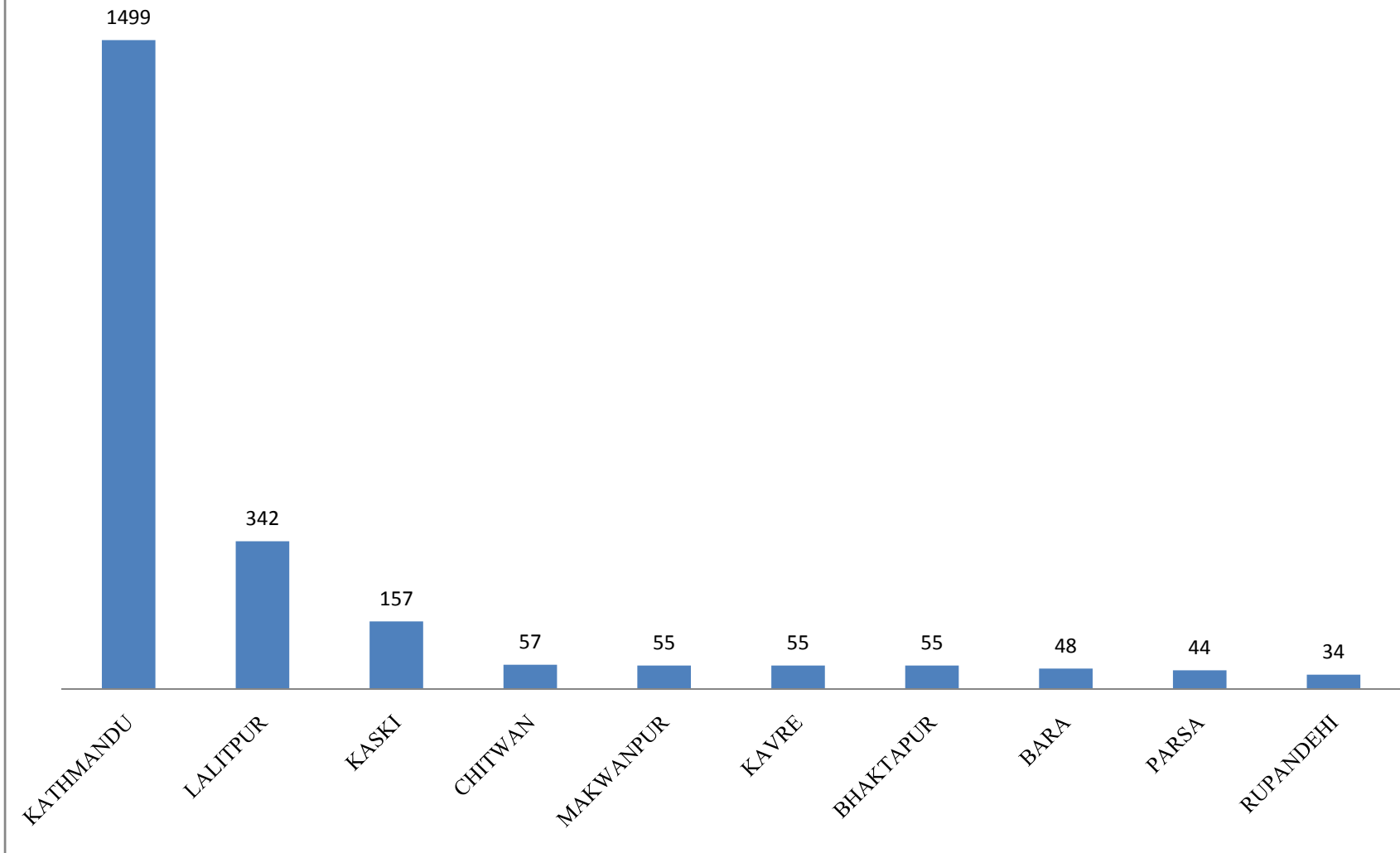
(Rs. mln)

Sn	District	No. Of Industry	Total Project Cost	Total Fixed Cost	Foreign Investment	Employment
1	Dhankuta	1	46.62	37.62	0	120
2	Ilam	5	309	256.44	267.76	433
3	Jhapa	15	1051.14	677.4	288.35	3334
4	Morang	29	3783.23	2907.81	2016.17	5138
5	Okhaldhunda	1	250	245	19	122
6	Sankhuwasabha	1	500	488	500	250
7	Saptari	3	430	394.5	299.4	190
8	Siraha	5	3464.02	3058.89	2113.2	928
9	Solukhumbu	11	3289.17	3145.09	1008.13	339
10	Sunsari	23	2366.67	1732.17	1294.75	3199
11	Taplejung	2	12.1	10.14	11.9	44
12	Bara	48	7790.55	6077.35	2275.68	4671
13	Bhaktapur	55	4702.86	3834.88	3179.08	4779
14	Chitwan	57	4801.55	3951.05	1385.33	8497
15	Dhading	12	2504.89	2432.2	2265	881
16	Dhanusha	3	291.04	249.71	165.52	292
17	Dolkha	5	5800.2	5281.03	1505.73	325
18	Kathmandu	1499	76798.04	62456.94	35516.21	81122
19	Kavre	55	2128.49	1795.68	1447.8	4719
20	Lalitpur	342	14805.64	9146.99	11525.64	17838
21	Makwanpur	55	7790.88	6037.07	2893.74	4828
22	Nuwakot	11	2350.58	2213.35	233.7	1009
23	Out Of Valley	1	24.34	21.22	24.34	70
24	Parsa	44	3492.91	2456.5	2147.35	5738
25	Ramechhap	1	291.34	237.89	262.21	200
26	Rasuwa	6	4622.4	4472.28	3236.43	205
27	Rautahat	2	569.18	515.78	54.06	639
28	Sindhuli	1	9	7.7	9	105
29	Sindhupalchowk	11	7092.73	6818.59	1351.08	3016
30	Terai Region	1	60	55	16	97
31	Arghakhachi	2	1342.09	199.27	449.6	331
32	Baglung	1	500	250	500	290
33	Gorkha	4	704.09	648.32	75.23	758
34	Kalikot	1	0	1800	1520	125
35	Kapilbastu	9	421.71	206.42	307.81	300
36	Kaski	157	18781.51	17708.88	5144.37	6543
37	Lamjung	6	2319.93	2267.25	519.35	565

Sn	District	No. Of Industry	Total Project Cost	Total Fixed Cost	Foreign Investment	Employment
38	Manang	2	915	898	203	289
39	Manang,Tanah	1	75	69.75	47.01	635
40	Mustang	3	464.24	451.01	3.57	131
41	Myagdi	1	15	11.8	15	59
42	Nawalparasi	27	7835.34	6976.89	1334.11	3535
43	Palpa	3	339.5	190.78	314.4	261
44	Parbat	1	1100	1089	1.5	2614
45	Rupandehi	34	6251.29	5147.92	3221.29	3513
46	Tanahu	5	133.02	104.7	81.5	316
47	Undefined	2	225	134.06	27	124
48	Banke	20	2085.23	1880.34	408.36	1596
49	Bardiya	10	114.68	91.26	81.94	363
50	Dang	10	4784.9	4490.4	304.9	1298
51	Humla	6	51	43.2	29.24	117
52	Mugu	1	8.6	6	8.6	18
53	Rolpa	3	32.22	28.31	29	156
54	Surkhet	4	3617.36	2842.2	2207.17	366
55	Achham	4	571.18	550.68	418.18	411
56	Baitadi	5	97	86.8	82	415
57	Dadeldhura	1	18	15	4.5	28
58	Darchula	1	34	32	2.94	60
59	Doti	1	10	7.2	10	33
60	Kailali	5	961.24	900.01	221	1030
61	Kanchanpur	16	824.37	734.41	180.72	1603
62	Kavrepalanchok	1	30	28	20.4	40
Total		2652	216091.04	180904.09	95086.2	181051

Top 10 District On The Basis of Foreign Investment (UP To F.Y. 2069/70)

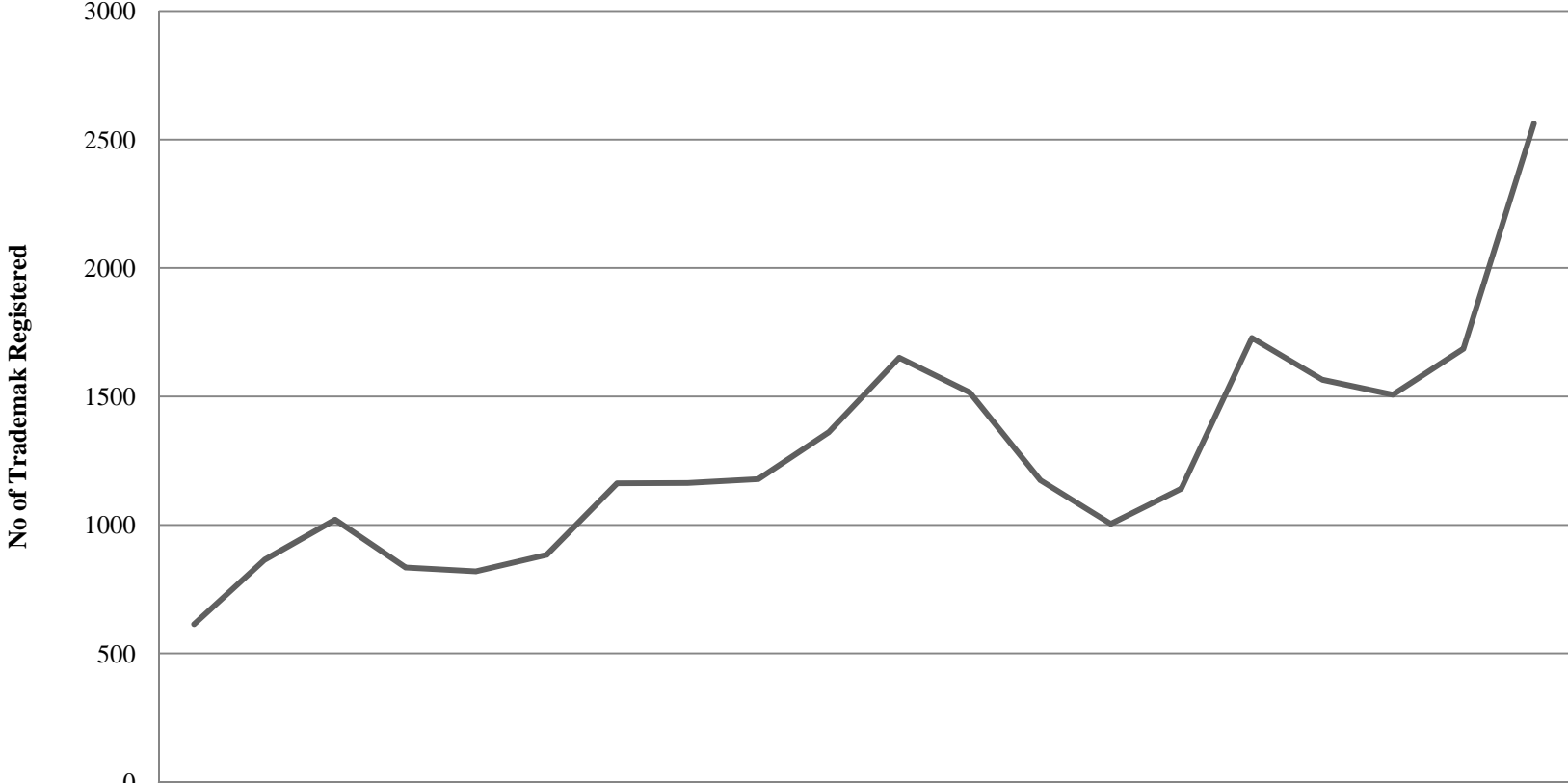
■ No. of Industry Approved for Foreign Investment



**Table 18: Registration of Industrial Property (Trademark, Patent & Design)
(Upto F.Y. 2048/49 to F.Y. 2069/70)**

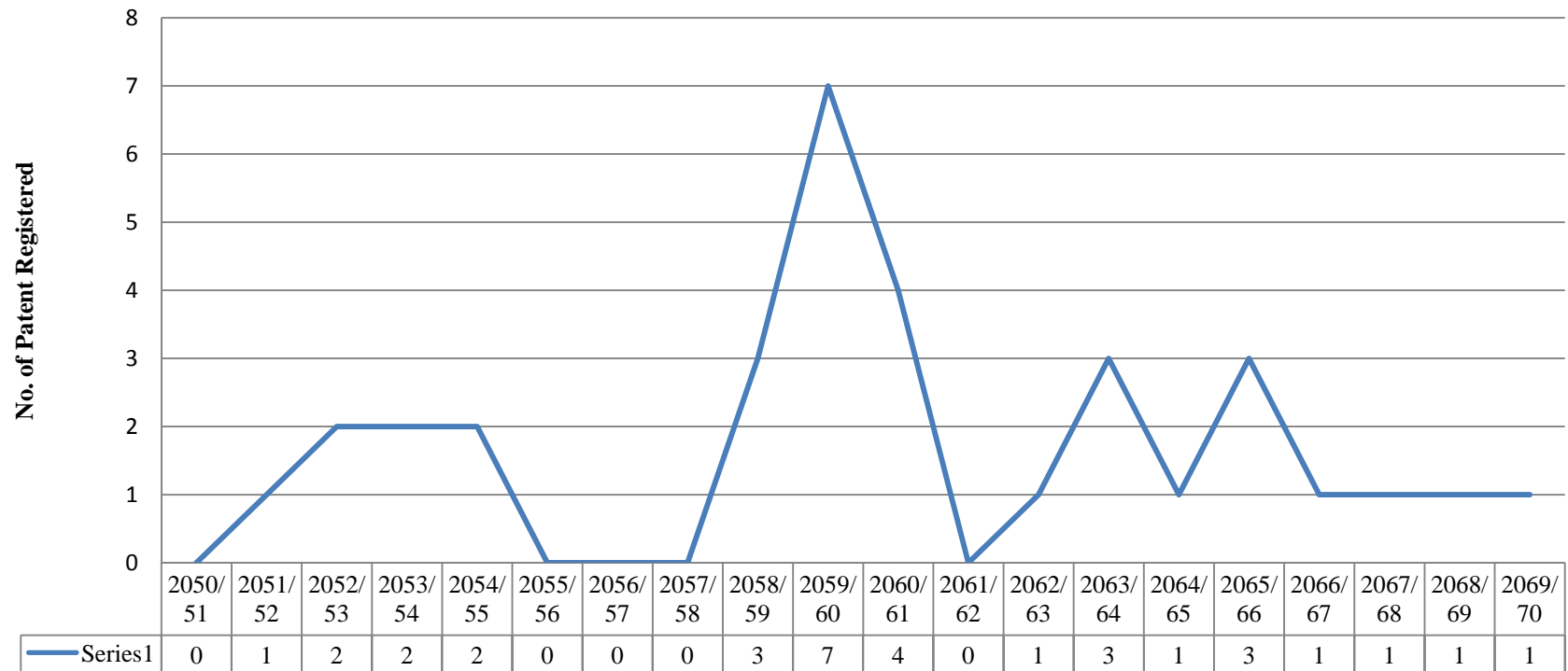
Fiscal Year	Trademark			Patent			Design		
	National	Foreign	Total	National	Foreign	Total	National	Foreign	Total
Up to 2048/49	4982	3675	8657	14	19	33	6	29	35
2049/50	512	170	682	0	4	4	0	0	0
2050/51	369	244	613	0	0	0	0	1	1
2051/52	393	471	864	1	0	1	0	1	1
2052/53	403	617	1020	1	1	2	0	1	1
2053/54	423	411	834	0	2	2	0	2	2
2054/55	442	377	819	0	2	2	0	2	2
2055/56	429	454	883	0	0	0	1	1	2
2056/57	574	588	1162	0	0	0	3	0	3
2057/58	678	485	1163	0	0	0	0	1	1
2058/59	660	518	1178	1	2	3	4	1	5
2059/60	804	557	1361	5	2	7	0	5	5
2060/61	1255	396	1651	2	2	4	0	5	5
2061/62	949	567	1516	0	0	0	1	1	2
2062/63	609	565	1174	0	1	1	0	0	0
2063/64	585	419	1004	3	0	3	0	0	0
2064/65	612	529	1141	1	0	1	2	2	4
2065/66	954	774	1728	2	1	3	0	3	3
2066/67	889	675	1565	1	0	1	0	0	0
2067/68	850	657	1507	1	0	1	0	0	0
2068/69	456	1230	1686	1	0	1	4	3	7
2069/70	1473	1089	2562	1	0	1	13	1	14
Total	19301	15468	34770	34	36	70	34	59	93

Trademark Registration

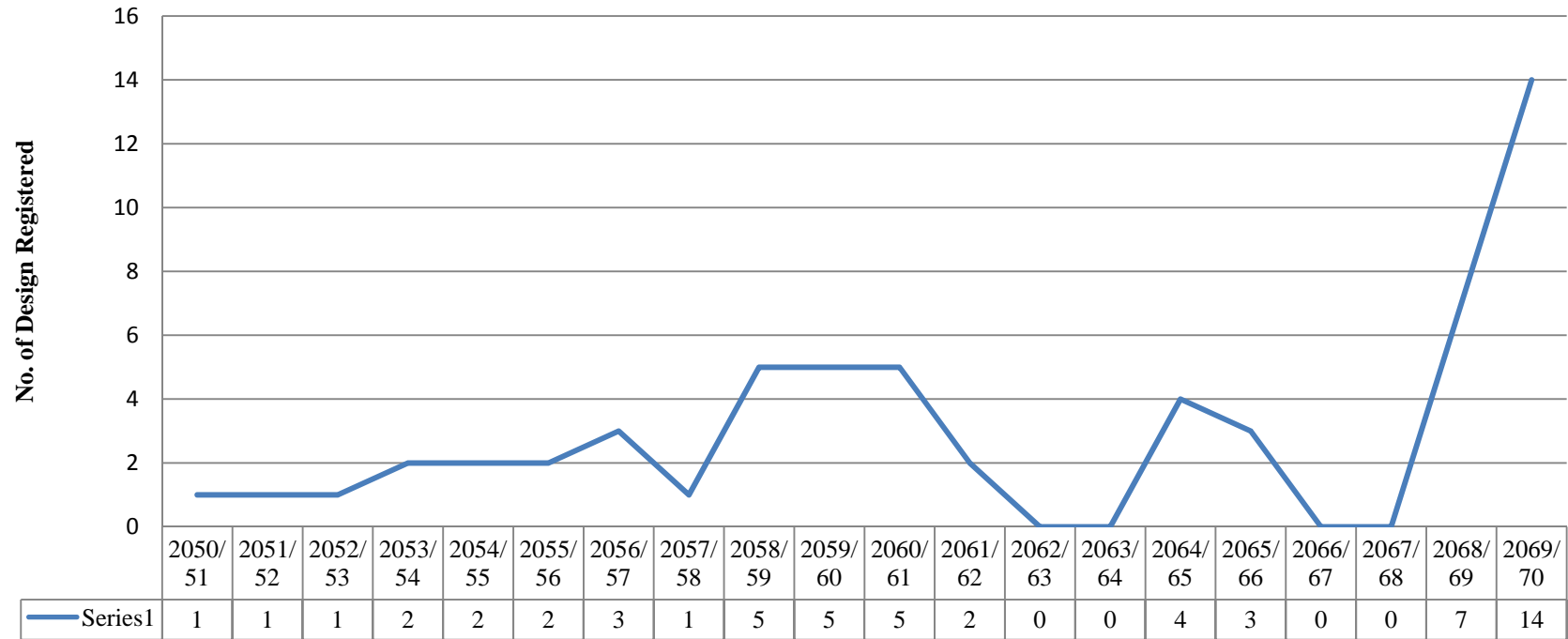


	2050/ 51	2051/ 52	2052/ 53	2053/ 54	2054/ 55	2055/ 56	2056/ 57	2057/ 58	2058/ 59	2059/ 60	2060/ 61	2061/ 62	2062/ 63	2063/ 64	2064/ 65	2065/ 66	2066/ 67	2067/ 68	2068/ 69	2069/ 70
Series1	613	864	1020	834	819	883	1162	1163	1178	1361	1651	1516	1174	1004	1141	1728	1565	1507	1686	2562

Patent Registration



Design Registration



**Table 19: Synopsis of The Flow Of Facilities Through One Window Committee
(F.Y. 2050/51 to F.Y. 2069/70)**

Fiscal Year	Total No. of Decisions	Duty Draw Back (Amount in Rs.)				
		Custom	Premium	Excise	Sales Tax	Total Amount
2050/051	742	8475032	2248797	0	2714914	13438743
2051/052	719	5102315	47846	35835	967296	6153292
2052/053	722	13613217	103382	0	6966744	20683343
2053/054	482	24999958	0	0	0	24999958
2054/055	129	22576702	0	0	1209643	23786345
2055/056	316	50273147	0	481847	1168451	51923445
2056/057	367	82181698	0	0	0	82181698
2057/058	409	155700796	0	0	0	155700796
2058/059	846	409859971	0	0	0	409859971
2059/060	415	324705649	0	0	0	324705649
2060/61	200	147949365.9	0	0	0	147949365.9
2061/62	126	80774966	0	0	0	80774966
2062/63	20	5725641	0	0	0	5725641
2063/64	240	229163790	0	0	0	229163790
2064/65	448	437815174	0	0	128097	437943271
2064/65	333	343176088	0	0	128097	343304185
2065/66	-	164281721	0	0	0	164281721
2066/67	-	51071670	0	0	0	51071670
2067/68	22	64036952	0	0	0	64036952
2068/69	44	88508652	0	0	0	88508652
2069/70	22	24332031	-	-	-	24332031

Note: One Window Committee has been constituted for the purpose of providing facilities and concessions to the industries as per Industrial Enterprises Act.

**Table 20: List of Initial Environmental Examination (IEE) Approved Industries
(F. Y. 2069/70)**

S.N.	Name of Industry	Address	S.N.	Name of Industry	Address
1.	Rapti Gas Industries Pvt. Ltd.	Dang	26.	Shree Solar Orientation Pvt. Ltd.	Hetauda
2.	Rohini Agro Industries Pvt. Ltd.	Rupandehi	27.	Shree Cosmos Cement Pvt. Ltd.	
3.	Aqua Minerals Nepal Pvt. Ltd.		28.	Shree Grace Farmaceutical	Rupandehi
4.	Shiddibinayak Plywood Industries Pvt. Ltd.	Jhapa	29.	Shivalinga Herbal Nepal	Makawanpur
5.	Shree Sama Printers Pvt. Ltd.	Lalitpur	30.	Ilam Chiyabari	Ilam
6.	Sugam Gas Industries Pvt. Ltd.	Vadgaun	31.	Green Manure Industries Pvt. Ltd.	Jhpa
7.	Shree Mohini Distillery Pvt. Ltd.	Rupandehi	32.	Shree Meenaxi Products Pvt. Ltd.	Parsa
8.	S. S. Jait and Food Industries Pvt. Ltd.	Pokhara	33.	Shree Sky E. Farmaceuticals Pvt. Ltd.	Thimi
9.	Maruti Cement Ltd.	Udayapur	34.	Tiger Ply and Board Industries	Dhanusha
10.	Shree Salasar Metal Industries	Katahari	35.	Sherpa Brewery Pvt. Ltd.	Solukhumbu
11.	Shree Ram Cement Industries Pvt. Ltd.	Rupandehi	36.	Green Field Industries Pvt. Ltd.	Kapilbastu
12.	Shree Sangrila Distillaries Pvt. Ltd.	Dhanusha	37.	Shree Evergreen Bambo Industries Pvt. Ltd.	Nawalparasi
13.	Triveni Gas Industries Pvt. Ltd.	Dhading	38.	Muktishree Cement Industries Pvt. Ltd.	Surkhet
14.	Armet Minerals and Metals Nepal Pvt. Ltd.	Jajarkot	39.	Panchakanya S. S. Pvt. Ltd.	Kathmandu
15.	Shree Pestine Mat Industries Pvt. Ltd.	Bara	40.	Shree Innovative Farma Lab Pvt. Ltd.	Chitwan
16.	Shree Tigers Brewery Industries Pvt. Ltd.		41.	Janakalyan Multi Products Pvt. Ltd.	
17.	Shreenagar Argo Farm Pvt. Ltd.		42.	Arva Parentals Pvt. Ltd.	Bara
18.	Shree Nebiko Pvt. Ltd.	Kathmandu	43.	Eco Cements Pvt. Ltd.	
19.	Shree Jay Bageshwori Cement Pvt. Ltd.	Banke	44.	Shree Cristal Bottles Pvt. Ltd.	Rupandehi
20.	Karnali Distillery Pvt. Ltd.	Banke	45.	Everest Lauda Coffee Industries Pvt. Ltd.	
21.	Shree Quality Roto Packaging Pvt. Ltd.	Rupandehi	46.	Shiva Shakti Daal Mill Pvt. Ltd.	
22.	Shree Hama Spat	Bara	47.	Shree Veri Distillery and Alide Industries Pvt. Ltd.	
23.	C.G. Foods Enterprises	Bardiya	48.	Shree Nepal Eco Venture Tire Resolving Pvt. Ltd.	Bara
24.	Global Agro Products	Chitwan	49.	Shree Sherpa Brewery Pvt. Ltd.	Chitwan
25.	Nawadurga Gas	Kavre	50.	Narayani Distillery Pvt. Ltd.	Rautahat
			51.	Aadi Remedies Pvt. Ltd.	Imadol

Table No. 21 आर्थिक वर्ष २०६९/०७० मा भारत रियायती प्रवेशको लागि सिफारिस गरिएका वस्तुहरु

क्र.सं.	उद्योगको नाम	बस्तु	वा.उ.क्षमता	सिफारिश पिरमाण
१.	अरिहन्त पोलिप्याक्स लि., मोरङ्ग ।	PP Woven Fabrics PP Non-woven Fabrics PP Non-Woven Bags	3,000 MT 900 MT 600 MT	२,००० मे.टन ५०० मे.टन २५० मे.टन
२.	अन्नपूर्ण टिम्बर इण्डस्ट्रिज, सुनसरी ।	Core Veneer	39,50,000 Sq.Ft	८,००,००० बर्ग फिट
३.	जय बाबा तिम्बर इण्डस्ट्रिज, मोरङ्ग ।	Core Veneer	98,00,000 Sq.Ft	१०,००,००० बर्ग फिट
४.	न्यू हिमालय प्लाष्टिक, पर्सा ।	HDPE Pipes	20 MT	१० मे.टन
५.	सिद्धार्थ पेट प्लाष्ट इण्डस्ट्रिज प्रा.लि., रुपन्देही ।	Pet Preform HDPE Cap	850 MT 150 MT	४२५ मे.टन ३० मे.टन
६.	हिमालय प्लाइउड इण्डस्ट्रिज प्रा.लि., रुपन्देही ।	Plywood	140,000 CuFt	७०,००० क्यू फिट
७.	नेपाल इण्डो इण्डस्ट्रिज प्रा.लि., कपिलवस्तु ।	Plywood	11,30,000 Sq.Ft	५,५०,००० बर्ग फिट
८.	नेकोन के वि प्लाष्टो इन्जिनियरिङ्ग ई.प्रा.लि., पर्सा ।	PP Woven Fabrics	12,000 MT	२,००० मे.टन
९.	नेपाल अर्गानो रबर्स प्रा.लि., काठमाडौं ।	Rice Rubber Rolls	60,000 Pcs	२०,००० थान
१०.	नविन पोलिमर्स उद्योग, बारा ।	Pet Preform	1,200 MT	४०० मे.टन
११.	भगवती स्टील इण्डस्ट्रिज प्रा.लि., बारा ।	G I Pipes	5,000 MT	२,००० मे.टन
१२.	पोलिमर इण्डस्ट्रिज प्रा.लि., बारा ।	HDPE/PP Woven Fabrics	5,000 MT	२,००० मे.टन
१३.	आर एम सि सिमेन्ट प्रा.लि., बारा ।	Cement (PSC)	1,38,900 MT	१५,००० मे.टन
१४.	जय अम्बे माता भेनियर उद्योग, तेह्रथुम	Core Veneer	48,50,000 Sq Ft	१०,००,००० बर्ग फिट
१५.	शैलेपुत्री भेनियर उद्योग प्रा.लि., संखुवासभा ।	Core Veneer	45,00,000 Sq. Ft	१०,००,००० बर्ग फिट
१६.	कंकालिनी भेनियर काठ उद्योग, मोरङ्ग ।	Core Veneer	57,76,000 Sq.Ft	१०,००,००० बर्ग फिट
१७.	जय बागेश्वरी भेनियर्स उद्योग, मोरङ्ग ।	Core Veneer	7,50,000 Sq.Ft	२,००,००० बर्ग फिट
१८.	रोयल भेनियर तथा काष्ठ उद्योग, सुनसरी ।	Core Veneer	6,50,000 Sq.Ft	२,००,००० बर्ग फिट
१९.	शिभम् ल्याबोरेटोरिज प्रा.लि., मोरङ्ग ।	Phenylol (White) Liquid Blue	120,000 Ltrs 115,000 Ltrs	१०,००० लिटर १०,००० लिटर
२०.	क्वालिटी फूड एण्ड स्न्याक्स ई.प्रा.लि., मोरङ्ग ।	Biscuit (Various Types)	7,000 MT	२,००० मे.टन
२१.	जगदम्बा प्याकेजिङ्ग, मोरङ्ग ।	Paper Board Egg Tray	750 MT 200 MT	२०० मे.टन ५० मे.टन

क्र.सं.	उद्योगको नाम	बस्तु	वा.उ.क्षमता	सिफारिश पिरमाण
२२.	जगदम्बा इन्टरप्राइजेज प्रा.लि., पर्सा ।	M S Black Pipes	18,000 MT	१०,००० मे.टन
२३.	जगदम्बा इन्टरप्राइजेज प्रा.लि., पर्सा ।	G I Pipes	12,000 MT	६,००० मे.टन
२४.	प्रेष्टिज लुप म्याट्स इण्डस्ट्रिज प्रा.लि., बारा ।	PVC Loop mats / Car mats/ Door mats	5,27,040 Sq. MTrs	२,००,००० बर्ग मिटर
२५.	हिमाल कपि उद्योग, पर्सा ।	Note Book, Register, Rolled Sheet	1,000 MT	१०० मे.टन
२६.	यती पोलिकेम प्रा.लि., मकवानपुर ।	PVC Floor Covering	14,400 MT	२,००० मे.टन
२७.	नेटिभ काफ्ट प्रा.लि., काठमाडौं ।	Woolen Felt Carpet	5,000 Pcs	३०० थान
२८.	एस आर ड्रग ल्याबोरेटोरिज प्रा.लि., काठमाडौं ।	Vitamin C (Ascorbic Acid)	24,000 KG	५,००० के.जे.
२९.	शंकर सिन्थेटिक्स प्रा.लि., पर्सा ।	PP Narrow woven Fabric	2,000 MT	१,५०० मे.टन
३०.	पशुपित प्लाष्टिक उद्योग, पर्सा ।	H D P E Pipes	150 MT	१०० मे.टन
३१.	राजेश मेटल काफ्ट्स लि., बारा	Generated M S Scrap Zinc by products (Zinc ash/ Residue)	4,300 MT 975 MT	२०० मे.टन २०० मे.टन
३२.	राधा कत्था उद्योग प्रा.लि. कपिलबस्तु	Liquid Kattha	240 MT	५० मे.टन
३३.	त्रिवेणी फ्लेक्सोप्याक प्रा.लि., बारा ।	Plastic sheet (Printed and non printed)	1,800 MT	५०० मे.टन
३४.	नेकोन के वि प्लाष्टो इन्जिनयरिङ्ग ई.प्रा.लि., पर्सा ।	PP/HDPE Yarn	1,000 MT	१,००० मे.टन
३५.	जगदम्बा इन्टरप्राइजेज प्रा.लि., पर्सा ।	M S Section (Angle, Channel)	30,000 MT	५,००० मे.टन
३६.	बागेश्वरी कत्था उद्योग प्रा.लि., बांके ।	Liquid Kattha	280 MT	५० मे.टन
३७.	पञ्चकन्या प्लाष्ट प्रा.लि., रुप्देही ।	CPVC Pipe & Fittings	450 MT 150 MT	२०० मे.टन (दुवै गरी)
३८.	पशुपित आइरन एण्ड स्टिल प्रा.लि., सुनसरी ।	Iron Scrap (By Product)	497.365 MT	२०० मे.टन
३९.	सुगम रोजिन एण्ड टर्पेन्टाइन एण्ड हर्बल प्रा.लि., सुनसरी ।	Kattha Cutch	210 MT 810 MT	१०० मे.टन २०० मे.टन
४०.	किरण शुज म्यानुफ्याक्चरर्स, काठमाडौं	Sport Shoes	1,21,00,000 Pairs	५०,००,००० जोर
४१.	नारायणी माइक्रो पाइप उद्योग प्रा.लि., बारा ।	HDPE Pipes	1,400 MT	२०० मे.टन

क्र.सं.	उद्योगको नाम	बस्तु	वा.उ.क्षमता	सिफारिश पिरमाण
४२.	कामना प्लाष्टिक उद्योग, पर्सा ।	HDPE Pipes	49 MT	४० मे.टन
४३.	शिव शक्ति केमोप्लाष्ट प्रा.लि., बारा ।	Woven Fabrics	6,000 MT	३,००० मे.टन
४४.	आरती स्ट्रिप्स प्रा.लि., मोरङ्ग ।	Ridge	5,000 MT	१,००० मे.टन
४५.	हुलास स्टिल इण्डस्ट्रिज लि., बारा	Black Pipes	१५३,००० मे.टन	५,००० मे.टन
४६.	बागेश्वरी कत्था उद्योग प्रा.लि., बाँके ।	Liquid Kattha	२८० मे.टन	५६ मे.टन
४७.	त्रिवेणी फ्लेक्सोप्याक प्रा.लि., बारा ।	Three Layer Film	१,८०० मे.टन	२०० मे.टन
४८.	सन राइज कन्टेनर्स प्रा.लि., पर्सा ।	HDPE Pipes	१,५०० मे.टन	५०० मे.टन
४९.	कृष्ण टेक्सटाइल उद्योग , ललितपुर ।	Cotton Fabrics	२४०,००० मिटर	२००,००० मिटर
५०.	पशुपित वायर प्रोडक्ट्स, मारेङ्ग ।	Ribbed Wire (Torkari)	२,४४४.५ मे.टन	५०० मे.टन
५१.	आदर्श पोलिप्लाष्टिक प्रा.लि., पर्सा ।	PP Woven Fabrics	३,००० मे.टन	१,००० मे.टन
५२.	गणपित कत्था एण्ड एलाइड इण्डस्ट्रिज प्रा.लि., बाँके ।	Kattha (Biscuit) Cutch	३३० मे.टन ५८८ मे.टन	१०० मे.टन १५० मे.टन
५३.	वेष्टर्न नेपाल कत्था मिल प्रा.लि., बाँके ।	Kattha (Biscuit) Cutch	२५० मे.टन ३२३.१७ मे.टन	५० मे.टन ७५ मे.टन
५४.	नेशनल पोलिप्लाष्ट इण्डस्ट्रिज प्रा.लि., बारा	PP Woven Fabrics	७,००० मे.टन	५,००० मे.टन
५५.	जगदम्बा इन्टरप्राइजेज प्रा.लि., पर्सा ।	Shutter Profile	५,००० मे.टन	१,००० मे.टन
५६.	त्रिवेणी स्पिनङ्ग मिल्स प्रा.लि., बारा ।	Polyester Spun Yarn	७,००० मे.टन	५,००० मे.टन
५७.	नेशनल पोलिप्लाष्ट इण्डस्ट्रिज प्रा.लि., हेटौँडा, मकवानपुर ।	Non Woven Fabric Phthalate Plasticizer	१,४४० मे.टन ६,००० मे.टन	५०० मे.टन ३,००० मे.टन
५८.	कैलाशपित कंक्रीट मेटेरियल प्रा.लि., मकवानपुर ।	Interlock Block	४००,००० थान	१००,००० थान
५९.	जगदम्बा इन्टरप्राइजेज प्रा.लि., बारा ।	G I Pipes	१२,००० मे.टन	६,००० मे.टन
६०.	बागेश्वरी कत्था उद्योग प्रा.लि., बाँके ।	Liquid Kattha	२८० मे.टन	५६ मे.टन
६१.	डावर नेपाल प्रा.लि., बारा ।	Tomato Puree Coconut Milk	११०,००० कि.लि.	१,००० कि.लि. १,२०० कि.लि.
६२.	समानता पिशमना क्राफ्ट्स, काठमाडौँ	Woolen Stole	११५,००० थान	५०,००० थान

क्र.सं.	उद्योगको नाम	बस्तु	वा.उ.क्षमता	सिफारिश पिरमाण
६३.	वालाजी कत्था उद्योग प्रा.लि., बांके ।	Kattha (Biscuit) Cutch	२८० मे.टन ४३७.५० मे.टन	१०० मे.टन १५० मे.टन
६४.	क्वालिटी थाई फूड्स प्रा.लि., मोरङ्ग ।	Instant Noodles	७,००० मे.टन	२,००० मे.टन
६५.	जगदम्बा इन्टरप्राइजेज प्रा.लि., बारा ।	G I Pipes	१२,००० मे.टन	६,००० मे.टन
६६.	बागेश्वरी कत्था उद्योग प्रा.लि., बांके ।	Liquid Kattha	२८० मे.टन	५६ मे.टन
६७.	अरिहन्त पोलिप्याक्स लि., मोरङ्ग ।	PP Non woven fabrics	९०० मे.टन	५०० मे.टन
६८.	जनरल पेट इण्डस्ट्रिज, मोरङ्ग ।	Pet Preform	१२०० मे.टन	३०० मे.टन
६९.	ग्रिन प्लाई ई. नेपाल प्रा.लि., मोरङ्ग ।	Ply wood	३१०,००० क्यू फिट	१५०,००० क्यू फिट
७०.	कमला रोलिङ्ग मिल्स प्रा.लि., मोरङ्ग ।	Gabion Box	३,००० मे.टन	१,००० मे.टन
७१.	आरती स्ट्रिप्स प्रा.लि., मोरङ्ग ।	Colour Coated CG/GP Sheet Colour Coated Sheet in roll form Ridge (Colour)	४०,००० मे.टन ५,००० मे.टन ५,००० मे.टन	१५,००० मे.टन ५,००० मे.टन २,००० मे.टन
७२.	राजेश मेटल क्राफ्ट लि., बारा ।	CR Sheet / Coil & Slits	२०,००० मे.टन	५,००० मे.टन
७३.	प्रकाश डोरी उद्योग, पर्सा ।	Plastic Weaving Mats	१२९ मे.टन	७० मे.टन
७४.	शक्ति ईण्डस्ट्रिज, मोरङ्ग ।	Plastic Master Batch	३२,१०० मे.टन	१,००० मे.टन
७५.	जगदम्बा स्टिल ई., बारा ।	M S Black Pipes	१८,००० मे.टन	७,००० मे.टन
७६.	प्रो वायोटेक इण्डस्ट्रिज इण्डस्ट्रिज प्रा.लि., पर्सा ।	Poultry Feed	१,००,००० मे.टन	१,००० मे.टन
७७.	हिमाल कूट उद्योग, बारा ।	Koot	१२० मे.टन	५० मे.टन
७८.	पशुपित कत्था मिल्स, बारा ।	Kattha Cutch	३०० मे.टन ३०० मे.टन	१०० मे.टन १०० मे.टन
७९.	प्रेष्टिज लुप म्याट्स ई.प्रा.लि., बारा ।	PVC Loop mats/ Car mats/ Door mats	५२७,०४० बर्ग मिटर	२८०,००० बर्ग मिटर
८०.	जय स्पिनङ्ग मिल्स प्रा.लि., पर्सा ।	PSY	४,४०० मे.टन	२,००० मे.टन
८१.	हुलास स्टिल ई.लि., बारा ।	Galvanized Colour Coated Sheet	१४,४०० मे.टन	६,००० मे.टन
८२.	जगदम्बा स्टिल ई., बारा ।	M S Black Pipes	१८,००० मे.टन	३,००० मे.टन

क्र.सं.	उद्योगको नाम	बस्तु	वा.उ.क्षमता	सिफारिश पिरमाण
८३.	मेहेन्द्रपुर वालाजे प्रा.लि., बांके ।	Liquid Kattha	३६० मे.टन	१०० मे.टन
८४.	कंकाई माई कत्था उद्योग, भापा ।	Kattha Cutch	८० मे.टन १७० मे.टन	४० मे.टन ८० मे.टन
८५.	पिंक लोटस एक्सपोर्ट इम्पोर्ट एण्ड म्यानुफ्याक्चरर्स, काठमाडौं ।	Imitation Jewellery	२००० थान	२,००० थान
८६.	रिम्पोचे अरुणा ह्याण्डक्राफ्ट, ललितपुर ।	Brass & Copper Statues	५०० थान	५०० थान
८७.	भूमि ह्याण्डक्राफ्ट, ललितपुर ।	Woolen Felt (Sleeper Upper)	२५०० जोर	२,००० जोर
८८.	न्यू प्लाष्ट इण्डष्ट्रिज प्रा.लि., बारा ।	PVC Compound (of different grade)	३,४०० मे.टन	३०० मे.टन
८९.	नेकोन के.वि. प्लाष्टो इन्जिनयरिङ्ग कम्पनी प्रा.लि., पर्सा ।	PP Woven Fabrics	४,००० मे.टन	२,००० मे.टन
९०.	पुजा बुद्धिष्ट ह्याण्डक्राफ्ट इण्डष्ट्रिज, काठमाडौं ।	Buddist Cotton Handicrafts goods		४,५०० थान
९१.	राजेश मेटल क्राफ्ट्स लि., बारा	G I Pipe	१२,००० मे.टन	१०,००० मे.टन
९२.	नविन पोलिमर उद्योग, बारा ।	Pet Preform	१,२०० मे.टन	३०० मे.टन
९३.	शिव कत्था उद्योग प्रा.लि., बांके ।	Kattha (Biscuit) Cutch	१२० मे.टन १८० मे.टन	८० मे.टन १०० मे.टन
९४.	राधा कत्था उद्योग प्रा.लि., कपिलवस्तु ।	Liquid Kattha	२४० मे.टन	७० मे.टन
९५.	श्री जय बजरंग प्लाईउड ई.प्रा.लि., सर्लाही ।	Plywood	५,६८,००० स्क्वा.मि.	१,००,००० स्क्वा.मि.
९६.	सुर्य कत्था उद्योग प्रा.लि., सुनसरी ।	Kattha (Biscuit) Cutch	४०० मे.टन ६०० मे.टन	२०० मे.टन ३०० मे.टन
९७.	हिमालयन कत्था उद्योग प्रा.लि., सिराहा	Kattha (Biscuit) Cutch	३६० मे.टन ७२० मे.टन	१८० मे.टन ३६० मे.टन
९८.	अनुष्का प्रोडक्ट प्रा.लि., पर्सा ।	Perfume Supari	३,००० मे.टन	३०० मे.टन
९९.	डाबर नेपाल प्रा.लि., बारा ।	Fruit Juices	११०,००० कि.लि.	८०,००० कि.लि.
१००.	पल्स फेशन सोलुशन प्रा.लि., मोरङ्ग ।	Readymade Garments	२२१,००० थान	२,००,००० थान
१०१.	पशुपित कोटिङ्ग इण्डष्ट्रिज, बारा ।	BOPP Tape	६४५ मे.टन	३०० मे.टन

**Table 22: Revenue Accumulation to the Department of Industries
(F.Y. 2050/51 to F.Y. 2068/69)**

Fiscal Year	Registration Fee (Rs.)				Renewal Fee (Rs.)			Late Fine For TM Renewal	Deposits for Fieted	Others	Total
	Pvt. Ltd.	Partnership Firm	Proprietorship Firm	Trademark, Patent, Design	Partnership Firm	Proprietorship firm	Trade Mark				
2050/51	2629	13000	200300	496018	2100	6635	35805	4170	336324	660698	1757679
2051/52	-	23500	197985	757125	1305	10985	313088	1703	777353	177768	2260812
2052/53	-	26000	116810	862987	2035	9805	151814	4178	57000	210719	1441348
2053/54	-	24600	347840	1946071	1650	14120	570093	8865	209000	1078732	4200971
2054/55	-	6500	17030	2093358	150	7260	740411	4480	4526737	1057362	8453288
2055/56	-	6600	160	2621943	150	4470	339050	27755	-	1147982	4148110
2056/57	-	13000	23710	3041039	620	16430	552072	16675	2850053	78255	6591854
2057/58	-	65	7800	2856925	2000	3490	607877	16275	138100	1718005	5350537
2058/59	-	0	70200	2772594	1210	3260	2863359	10090	-	1976958	7697671
2059/60	-	6500	54600	3121092	365	6070	2009975	10940	229000	2031975	7470517
2060/61	-	6500	23400	2888247	900	5890	1260237	5955	17000	1933578	6141707
2061/62	-	-	22200	3290274	1050	17725	1523269	13119	52000	2168934	7088571
2062/63	-	-	-	4947210	150	10055	1731737	86900	-	3195086	9971138
2063/64	-	-	-	11000000	-	-	-	392000	12652000	48000	24092000
2064/65	-	-	-	12008470	-	-	-	-	2202031.1	-	14210501.1
2065/66	-	-	-	15112700	-	-	-	-	2399815.73	96338	17608853.73
2066/67	-	-	-	15936250	-	-	-	-	191060	33897	16161207
2067/68	-	-	-	16327950	-	-	-	-	1931060	33897	18292907
2068/69	-	-	-	18716855	-	-	-	-	-	1230805	19947660
2069/70	-	-	-	-	-	-	-	-	-	-	24058600

Note: Others include application fee, sales from books and forms, tender fee, dividend and misc.