

INDUSTRIAL STATISTICS

**Fiscal Year
2070/071 (2013/2014)**



**Government of Nepal
Ministry of Industry**

Department of Industry

**Planning, Monitoring & Evaluation Division
Tripureswore, Kathmandu
Nepal**

INDUSTRIAL STATISTICS

**Fiscal Year
2070/071 (2013/2014)**



**Government of Nepal
Ministry of Industry**

Department of Industry

**Planning, Monitoring & Evaluation Division
Tripureswore, Kathmandu,
Nepal**

Published by: Department of Industry
Planning, Monitoring & Evaluation Section
Tripureswore, Kathmandu, Nepal
Tel: +977-1-4261101, 4261168, 4261169
Fax: +977-1-4261112
E-mail: info@doind.gov.np
<http://www.doind.gov.np>

Copyright ©: 2014, Department of Industry

The Department of Industry agrees that the materials in this publication may be reproduced in whole or in part and in any form for education or non-profit uses, especially, for scholarly purpose, without special permission from the copyright holders, provided that acknowledgement of the source is quoted. However, no use of this publication may be made for resale or other commercial purposes without prior written consent of the publisher. The publisher would appreciate receiving a copy of any publication, which uses this publication as a source.

Acknowledgements

The rate of economic growth of any nation is directly related to its industrialization. Thus, industries are the backbone of an economy. Apart from providing employment to the people, industries also help in creating national income by utilizing its natural resources. In the process, they help improve the living standard of the people, the prime objective of any development activities.

Department of Industries (DOI) has been publishing *Industrial Statistics* for almost two decades and the present edition, 2070/071 (2013/2014) is yet another link of that chain.

The previous editions of this book were found to be useful to academicians, researchers, entrepreneurs, planners, policy makers and bankers for industrial and economic analysis. We are sure that this Industrial Statistics Book will be equally fruitful too. We look forward to receive your valuable comments and suggestions for the improvement of this publication in coming edition.

Our sincere appreciation goes to Mr. Khagendra Bahadur Basnet, Director; Mr Jitendra Prasad Sharma ,Mechanical Engineer and Mr. Keshab Sharma, Statistical Assistant of Planning, Monitoring & Evaluation Section and all other personnel of this Department for their notable contribution in bringing out this annual publication.

Maheshwor Neupane
Director General

Abbreviations and Notes

| | | |
|----------|---|---------------------------------|
| DOI | : | Department of Industry |
| EIA | : | Environmental Impact Assessment |
| FT | : | foot / feet |
| FY (F/Y) | : | Fiscal Year |
| HL | : | Hectolitre = 100 litre |
| IEE | : | Initial Environment Examination |
| KG | : | Kilogram |
| KL | : | Kilolitre = 1000 litre |
| KM | : | Kilometre |
| Ltr./l | : | Litre |
| Ltd | : | Limited |
| m / mtr | : | metre |
| No. | : | number |
| Pbl. | : | Public |
| Pcs | : | pieces |
| Pkt | : | packet |
| Pvt. | : | Private |
| Sq | : | Square |
| MT | : | Metric ton = 1000 kg |

Table of Contents

| | |
|---|-----|
| Table 1 : List of Industries Registered (F.Y. 2070/71) | 7 |
| Table 2: Number of Industries Registered by Category (F.Y.2070/71) | 77 |
| Table 3: Number of Industries Registered by Category (Up to F.Y.2070/71) | 79 |
| Table 4: Number of Industries Registered by Scale (F.Y.2070/71) | 79 |
| Industries Registered by Scale (F.Y.2070/71) | 80 |
| Table 5: Number of Industries Registered by Scale(Up to F.Y.2070/71) | 80 |
| Table 6 : Industry Registered - Fiscal Year and Category Wise (UPTO 2070/71) | 81 |
| Table 7 : Number of Industries Registered by District(F.Y. 2070/71) | 91 |
| Table 8 : Number of Industries Registered by District (Up to F.Y. 2070/71) | 92 |
| Table 9 : List of Industries Approved for Foreign Investment (F.Y. 2070/71) | 97 |
| Table 10:Industries Approved for Foreign Investment by Category(F. Y. 2070/71) | 125 |
| Table 11: Industries Approved For FDI by Category (Up To F/Y 2069-70) | 126 |
| Table 12: Industries Approved for Foreign Investment by Scale(F. Y. 2070/71) | 126 |
| Table 13: Industries Approved For Foreign Investment by Scale (Up To F/Y 2070-71)..... | 127 |
| Table 14: Industries Approved for Foreign Investment by Country of Origin (F. Y.2070/71) | 127 |
| Table 15: Industries Approved for Foreign Investment by Country of Origin (UP TO F. Y.2070/71) . | 129 |
| Table 16: Joint Venture Industries In Nepal – Districtwise (F.Y. 2070/71)..... | 133 |
| Table 17: Joint Venture Industries In Nepal – Districtwise (UP TO F.Y. 2070/71)..... | 134 |
| Table 18: Registration of Industrial Property (Trademark, Patent & Design)..... | 137 |
| (Upto F.Y. 2048/49 to F.Y. 2070/71) | 137 |
| Table 19: Synopsis of The Flow Of Facilities Through One Window Committee(F.Y. 2050/51 to F.Y. 2070/71) | 141 |
| Table 20: List of Initial Environmental Examination (IEE) Approved Industries(F. Y. 2070/71) | 143 |
| Table No. 21 List of Goods of Industries Recommended for Preferential Export to India (F. Y. 2070/71) | 147 |
| Table 22: Revenue Accumulation to the Department of Industries..... | 151 |
| (F.Y. 2050/51to F.Y. 2070/71) | 151 |

Table 1 : List of Industries Registered (F.Y. 2070/71)

| S.N. | Owner's Name | Company Name | Address | Total Capital | Fixed Capital | Product & Annual Capacity | Employment |
|----------------------------|---|--|--|---------------|---------------|--------------------------------------|------------|
| Agro Based Industry | | | | | | | |
| 1 | Ms. Taotao Yu (CHINA) | TAOTAO ORGANIC FARM PVT. LTD. | ललितपुर जिल्ला, इमाडोल गावडा .स.वि. २ .नं | 3,50,00,000 | 3,30,00,000 | Organic Vegetables 240 MT | |
| 2 | Mr. Hong Yang (CHINA) | SAKURA ORGANIC VEGETABLES PVT. LTD. | काठमाडौं जिल्ला, बलम्बु गावडा .स.वि. ३ .नं | 3,00,00,000 | 2,90,00,000 | Organic Vegetables 240 MT | 35 |
| 3 | श्री अनिल पोद्दार समेत | KANYAM TEA FARMING AND PROCESSING INDUSTRIES PVT. LTD. | झापा जिल्ला, बाहुनडागी गा .स.वि. ३ .वडा नं | 4,90,00,000 | 4,00,00,000 | Orthodox Tea 360 MT, CTC Tea 360 MT | 110 |
| 4 | Mr. Lu Yao (CHINA) | NAMASTE ORGANIC FARMING PVT. LTD. | काठमाडौं जिल्ला, स्युचाटार गा .स.वि. २ .वडा नं | 3,50,00,000 | 3,20,00,000 | Organic Vegetables 200 MT | 30 |
| 5 | Mr. Shakir Rehman (PAKISTAN) | NURETTIN ORGANIC FARM PVT. LTD. | ललितपुर जिल्ला, सैबु गार .वडा नं .स.वि. | 2,00,00,000 | 1,90,00,000 | Organic Vegetables 220 MT | 35 |
| 6 | Ms. Zhang Xiangxiang (CHINA) | JINJIAN ORGANIC FARM PVT. LTD. | काठमाडौं जिल्ला, बलम्बु गावडा .स.वि. ३ .नं | 3,00,00,000 | 2,90,00,000 | Organic Vegetables 200 MT | 35 |
| 7 | Mr. Kai Schewitz (Germany) | PADMA ORGANIC FARM PVT. LTD. | काठमाडौं जिल्ला, तीनथाना गावडा .स.वि. ६ .नं | 2,00,00,000 | 1,90,00,000 | Organic Vegetables 200 MT | 35 |
| 8 | Mr. Paul Andre Koker (SOUTH AFRICA), Mr. Andrew Timothy Eckert (CANADA) | SHILOH FARM PVT. LTD. | ललितपुर जिल्ला, झरवारासी गा .स.वि. १ .वडा नं | 1,00,00,000 | 84,00,000 | Organic Vegetables 112 MT | 29 |
| 9 | Ms. Wei Zhaoping (CHINA) | HENGXING FLORICULTURE PVT. LTD. | ललितपुर जिल्ला, गोदावरी गावडा .स.वि. ५ .नं | 3,50,00,000 | 3,10,00,000 | Flowers (Different Varieties) 35 MT | 45 |
| 10 | MR. VINCENT TOMAS KING (USA) | KING COFFEE PVT. LTD. | डडेलधुरा जिल्ला, सहश्रीलिङ्ग गा .स.वि. ६ .वडा नं | 1,00,00,000 | 85,00,000 | COFFEE BEANS 25 MT | 27 |

| S.N. | Owner's Name | Company Name | Address | Total Capital | Fixed Capital | Product & Annual Capacity | Employment |
|------|---|---|---|---------------|---------------|---|------------|
| 11 | MR. WANG YANBIN (CHINA), MS. JIE LONG (CHINA), MS. MAOJI KA (CHINA), MR. CHUNFENG HUANG (CHINA), MR. WANG QUANMIN (CHINA) | KIRTIPUR GREEN HOUSE PVT. LTD. | काठमाडौं जिल्ला, कतिपुर न.वडा नं. ८ | 2,50,00,000 | 1,97,00,000 | VEGETABLES 150 MT | 29 |
| 12 | MR. ZENG JUNYAN (CHINA), MRS. HAI HUIYA (CHINA), MR. LUO ZHIMIN (CHINA), MS. DENG LIQUN (CHINA), MR. LI ZENGQIANG (CHINA), MR. LENG HAIJUN (CHINA), MR. TANG JIAN (CHINA) | VISION ORGANIC VEGETABLES PVT. LTD. | ललितपुर जिल्ला, लामाटार गावडा .स.वि. ३ .नं | 3,50,00,000 | 3,20,00,000 | ORGANIC VEGETABLES 250 MT | 40 |
| 13 | MR. GU HAIRONG (CHINA), MR. MA MING (CHINA), MR. ZHOU YULONG (CHINA), MR. JIANG RUI (CHINA), MS. WANG ZHONGMIN (CHINA), MR. MIAO QING SHAN (CHINA), MS. GAO JIN (CHINA) | VICTORIYA ORGANIC VEGETABLES PVT. LTD. | काठमाडौं जिल्ला, दक्षिणकाली गा३.स.वि., फर्पिङ | 3,50,00,000 | 3,25,00,000 | ORGANIC VEGETABLES 200 MT | 32 |
| 14 | MR. KARMA JIGME NAMGAL TARAP (UK), MS. TRAN THI VIET HIEN (VIETNAM), MR. SEUNG AN HONG (KOREA), MS. SANDRA PATRICIA CANDOLFI (FRANCE), MS. CAROLINE YOUNG (IRELAND) | CAROLINE ORGANIC FARM PVT. LTD. | काठमाडौं जिल्ला, तीनथाना गावडा .स.वि. ५ .नं | 2,50,00,000 | 2,35,00,000 | ORGANIC VEGETABLES 150 MT, ORGANIC FRUITS 50 MT | 40 |
| 15 | MS. SARAH FULLERTON CHAPMAN (USA), MR. SEIRYO KATSUKI (JAPAN), MS. TRUONG THI HA PHUONG (VIETNAM), MS. KATE LAURA BEAMISH (UK) | LAURA ORGANIC FARM PVT. LTD. | ललितपुर जिल्ला, सैबु गा४ .वडा नं. .स.वि. | 2,00,00,000 | 1,90,00,000 | ORGANIC VEGETABLES 150 MT | 25 |
| 16 | MS. YOE OCK CHEONG (KOREA), MR. PAT KAUBA | FIVE ELEMENTS ORGANIC BASTION PVT. LTD. | काभ्रे जिल्ला, भुमिडाँडा गा७ .स.वि. | 1,00,00,000 | 85,00,000 | ORGANIC VEGETABLES | 32 |

| S.N. | Owner's Name | Company Name | Address | Total Capital | Fixed Capital | Product & Annual Capacity | Employment |
|------|--|-------------------------------------|---|---------------|---------------|---|------------|
| | (IRELAND) | | | | | BLES 50 MT, ORGANIC FRUITS 50 MT, COW MILK 240 MT | |
| 17 | MS. DALIA GUBER (NEW ZEALAND) | DALIA ORGANIC FARM HOUSE PVT. LTD. | काठमाडौं जिल्ला, टल्कु डुडेचौर गावडा .स.वि. नं ७ | 50,00,000 | 43,00,000 | ORGANIC VEGETABLES 60 MT | 13 |
| 18 | MR. XU KAI (CHINA), MS. DANIELA JAHRIG (GERMANY), MS. MARIE FRANCOISC GENEVIEVE (FRANCE) | SHREE BUDHANIL FARM PVT. LTD. | काठमाडौं जिल्ला, विष्णु बुढानिलकण्ड गा .स.वि. वडा नं. ३ | 1,50,00,000 | 1,20,00,000 | ORGANIC VEGETABLES 125 MT | 29 |
| 19 | MR. YI YANG (CHINA), MR. FENG WEIFU (CHINA), MR. DU YUCAI (CHINA), MR. CHEN XIAOBEI (CHINA), MR. MA KEFULI (CHINA), MR. ZHAN CHANGXING (CHINA), MR. SHAN LEI (CHINA) | SIDDHI ORGANIC FARM PVT. LTD. | काठमाडौं जिल्ला, बलम्बु गावडा .स.वि. ३.नं | 3,50,00,000 | 3,20,00,000 | ORGANIC VEGETABLES 180 MT | 30 |
| 20 | MR. FAN LIMING (CHINA), MR. ZHANG HAIDONG (CHINA), MR. WEI YONGXIANG (CHINA), MS. CHENG XIAOLAN (CHINA), MR. XIAO HENGBAO (CHINA), MR. LI CAOWEN (CHINA), MR. LU CUNKUAN (CHINA) | NEBULA ORGANIC FARM PVT. LTD. | काठमाडौं जिल्ला, बलम्बु गावडा .स.वि. २.नं | 3,50,00,000 | 3,20,00,000 | ORGANIC VEGETABLES 190 MT | 30 |
| 21 | MR. HEATH GEOFFREY TITLEY (AUSTRALIA), MR. RANJAN BHANDARI (NEPAL) | HAPPY FARMER ORGANIC PVT. LTD. | चितवन जिल्ला, शक्तिखोर गा ३ .स.वि., चितवन | 1,00,00,000 | 88,00,000 | ROASTED COFFEE BEANS 15 MT | 28 |
| 22 | MS. MAGALY DIANA MENANTEAUX (BRITISH) | MAGALY ORGANIC FARM HOUSE PVT. LTD. | काठमाडौं जिल्ला, टल्कुडुडेचौर गा .स.वि. ७ .वडा नं | 50,00,000 | 45,00,000 | ORGANIC VEGETABLES 70 MT | 16 |

| S.N. | Owner's Name | Company Name | Address | Total Capital | Fixed Capital | Product & Annual Capacity | Employment |
|------|---|--|--|---------------|---------------|---------------------------------|------------|
| 23 | MR. LIWEI WANG (CHINA), MS. ZHAO WEI (CHINA), MS. TINGTING JI (CHINA), MR. JASHIM UDDIN SARKAR (BANGLADESH) | LIWEI ORGANIC FARM PVT. LTD. | ललितपुर जिल्ला, गोदावरी गावडा .स.वि. रनं | 2,00,00,000 | 1,80,00,000 | ORGANIC VEGETABLES 150 MT | 25 |
| 24 | M/S HIMALAYAN TEA AND AGRO PRIVATE LIMITED (INDIA) | HIMALAYAN TEA AND AGRO NEPAL PVT. LTD. | इलाम जिल्ला, पञ्चकन्या गा .स.वि. ७ .वडा नं | 10,00,00,000 | 7,60,00,000 | ORTHO DOX TEA PROCESSING 750 MT | 103 |
| 25 | MS. YANGCUO (CHINA), MR. JIAKE (CHINA), MS. DE JICAO (CHINA), MS. LOU YING (CHINA), MR. CAI BAIQIANG (CHINA), MR. DANZHEN (CHINA), MR. ZHAO YUHONG (CHINA) | SHIV SHAKTI ORGANIC VEGETABLES PVT. LTD. | काठमाडौं जिल्ला, छैमले गावडा .स.वि. ४ .नं | 3,50,00,000 | 3,20,00,000 | ORGANIC VEGETABLES 180 MT | 27 |
| 26 | MS. LI JUNYING (CHINA), MR. ZHANG LIBAO (CHINA), MS. MO LI (CHINA), MR. LIN SHIRONG (CHINA), MR. HAN JIAN (CHINA), MR. DENG XUEWEN (CHINA), MS. BAO GUIRONG (CHINA) | HITS ORGANIC VEGETABLES PVT. LTD. | ललितपुर जिल्ला लामाटार गावडा .स.वि. ४ .नं | 3,50,00,000 | 3,20,00,000 | ORGANIC VEGETABLES 200 MT | 32 |
| 27 | MS. MARION FRIER (FRANCE), MS. MONIQUE JOSEPHINE LANDON (FRANCE), MS. JUDITH WADE (CANADA) | MARION ORGANIC FARM PVT. LTD. | ललितपुर जिल्ला सैवु भसेपाटा गावडा .स.वि. ४ .नं | 1,50,00,000 | 1,35,00,000 | ORGANIC VEGETABLES 180 MT | 30 |
| 28 | MR. HU HAI (CHINA), MS. HU MEIYAN (CHINA), MR. HUANG JIANZHU (CHINA), MR. WANG LIPING (CHINA), MR. MA ERHEI (CHINA), MR. LIU YONG (CHINA), MR. XIONG ZHIXIN (CHINA) | JENITH ORGANIC VEGETABLES PVT. LTD. | काठमाडौं जिल्ला स्युचाटार गा .स.वि. ७ .वडा नं | 3,50,00,000 | 3,20,00,000 | ORGANIC VEGETABLES 240 MT | 35 |
| 29 | MR. TANG XIUHUAN (CHINA), | MIKIKO ORGANIC FARM PVT. LTD. | ललितपुर जिल्ला सैवु | 2,00,00,000 | 1,80,00,000 | ORGANIC | 27 |

| S.N. | Owner's Name | Company Name | Address | Total Capital | Fixed Capital | Product & Annual Capacity | Employment |
|------|--|--------------------------------------|--|---------------|---------------|---|------------|
| | MR. WEI ZHI (CHINA), MR. XINTING TIAN (CHINA), MS. MIKIKO NESHI (JAPAN) | | भसेपाटा गावडा .स.वि. २ .नं | | | VEGETABLES 150 MT | |
| 30 | MR. SU JIE (CHINA), MR. JI LI (CHINA), MR. MA NING (CHINA), MR. CHEN WEILI (CHINA), MR. SUN XU (CHINA), MR. KARMA DECHEN DROLKAR ROJAS (UK) | WEILI ORGANIC FARM PVT. LTD. | ललितपुर जिल्ला इमाडोल गावडा .स.वि. ७ .नं | 3,00,00,000 | 2,70,00,000 | ORGANIC VEGETABLES 180 MT | 32 |
| 31 | MR. PI LI (CHINA), MR. AN GUONING (CHINA), MR. DAJIA (CHINA), MR. SUOZHU (CHINA), MR. ASANG (CHINA) | PI LI ORGANIC FARM PVT. LTD. | ललितपुर जिल्ला सेवु भसेपाटा गावडा .स.वि. ५ .नं | 2,50,00,000 | 2,40,00,000 | ORGANIC VEGETABLES 180 MT | 30 |
| 32 | MR. ZHUANG JIANFEI (CHINA), MR. LUO QIANG (CHINA), MR. LI KUN (CHINA), MR. LUO ZHOU (CHINA), MS. ZHAO YULEI (CHINA), MR. DUNZHU (CHINA), MR. NENG ZHOU (CHINA) | LI KUN ORGANIC VEGETABLES PVT. LTD. | काठमाडौं जिल्ला वलंबु गार .नं वडा .स.वि., बलम्बु | 3,50,00,000 | 3,20,00,000 | ORGANIC VEGETABLE 210 MT | 35 |
| 33 | श्री विनाेद थापा | INNOVATIVE AGRO SOLUTION PVT. LTD. | बाजुरा जिल्ला रुगिन गा.स.वि. | 3,99,00,000 | 3,16,25,000 | तरकारीका उन्नत बीउहरू 3520 के.जी. | 29 |
| 34 | श्री प्रशान्त उप्रेती समेत (नेपाल) | ACE AGRO FARM PVT. LTD. | चितवन जिल्ला शुक्रनगर गावडा .स.वि. ९ .नं | 4,53,75,500 | 3,94,35,500 | CHICKEN 29000 PER, CHICKEN MEAN 400000 K.G., MANURE 25000 K.G. | 21 |
| 35 | MR. YANG YUN XIONG (CHINA), MR. WEI WEN ZHONG (CHINA), MS ZHOU LI YAN (CHINA), MRS. DU | SERTUNG ORGANIC VEGETABLES PVT. LTD. | ललितपुर जिल्ला लामाटार गावडा .स.वि. ५ .नं | 2,50,00,000 | 2,30,00,000 | ORGANIC VEGETABLE 160 MT | 25 |

| S.N. | Owner's Name | Company Name | Address | Total Capital | Fixed Capital | Product & Annual Capacity | Employment |
|------|---|---|--|---------------|---------------|---|------------|
| | JIN (CHINA), MR. DU BO YANG (CHINA) | | | | | | |
| 36 | MR. MUHAMMAD SHER (PAKISTAN), MR. LUO QINGRU (CHINA), MR. ZHIYONG MA (CHINA), MR. LAI CHIH HSIANG (TAIWAN), MR. ZHAXIDANZHU (CHINA) | ZHIYONG ORGANIC FARM PVT. LTD. | ललितपुर जिल्ला इमाडोल गावडा .स.वि. २ .नं | 2,50,00,000 | 2,40,00,000 | ORGANIC VEGETABLE 180 MT | 25 |
| 37 | श्री अशोक कुमार अग्रवाल समेत (नेपाल) | SAGARMATHA NATURAL PRODUCTS INDUSTRY PVT. LTD. | मोरङ जिल्ला वाहुनी गा.वडा नं .स.वि. | 3,50,00,000 | 3,10,00,000 | अर्कड 26 मे.ट., विभिन्न प्रकारका ह्वलहरू 50 मे.ट. | 100 |
| 38 | MR. YANG DAILIN (CHINA), MR. XIE SHENG WEN (CHINA), MR. LI SHUN MIN (CHINA), MR. SHI SHENG HU (CHINA), MR. ZHOU QUAN (CHINA) | CHENGLU ORGANIC ARGICULTURAL FARM PVT. LTD. | ललितपुर जिल्ला लामाटार गावडा .स.वि. ५ .नं | 2,50,00,000 | 2,30,00,000 | ORGANIC VEGETABLE 160 MT | 25 |
| 39 | MR. JARI OLAVI METSAMUURONEN (FINLAND) | INTERNATIONAL METHHELP NEPAL PVT. LTD. | काभ्रे जिल्ला पाटलेखेत गा.वडा नं .स.वि. | 1,00,00,000 | 85,00,000 | BARRIES 20 MT, FRUITS 60 MT | 19 |
| 40 | MR. SANO MITSUYOSHI (JAPAN) | TIME STYLE ORGANIC PVT. LTD. | कास्की जिल्ला लेखनाथ नगरपालिका वडा नं१२ . | 50,00,000 | 40,00,000 | ORGANIC VEGETABLE 125 MT | 27 |
| 41 | MR. ZHANG JINMING (CHINA (MAINLAND)), MR. SAROJ DANGOL (NEPAL) | NEPAL HAOSENG AGRICULTURAL TECHNOLOGY DEVELOPMENT PVT. LTD. | ललितपुर जिल्ला सानोगाउँ गावडा .स.वि. ८ .नं | 1,00,00,000 | 85,00,000 | VEGETABLE 55 MT, FRUITS 55 MT | 27 |
| 42 | MR. TILO KAYS (GERMANY), MS. KRISTIN INGER KAYS (GERMANY) | AKASHA AGRICULTURE COMPANY PVT. LTD. | काठमाडौं जिल्ला काठमाण्डौ महानगरपालिका वडा नं६ . | 2,00,00,000 | 1,56,00,000 | ORGANIC VEGETABLES 150 MT | 29 |
| 43 | MR. ZHAO BIN (CHINA (HONG KONG)), MR. BUQIONG CIREN (CHINA (HONG KONG)) | PALPASA ORGANIC VEGETABLES PVT. LTD. | ललितपुर जिल्ला सैवु भसेपाटा गावडा .स.वि. ८ .नं | 2,50,00,000 | 2,20,00,000 | ORGANIC FRUITS 25 MT, ORGANIC | 45 |

| S.N. | Owner's Name | Company Name | Address | Total Capital | Fixed Capital | Product & Annual Capacity | Employment |
|------------------------------|---|--|---|----------------|----------------|---|------------|
| | KONG)), MR. XU DE XIANG (CHINA (MAINLAND)), MR. XU YA DONG (CHINA (MAINLAND)), MR. XU YI BIN (CHINA (MAINLAND)) | | | | | C VEGETABLES 25 MT, FLOWERS 25 MT | |
| 44 | श्री गंगाप्रसाद अयाल समेत (नेपाल 1) | KHILUNG KALIKA AGRO FARM PVT. LTD. | स्याङ्जा जिल्ला खिलुङदेउराली गा .स.वि. ९ .वडा नं | 37,54,06,753 | 24,65,52,800 | कुखुराको अण्डा 32400000 गोटा, कुखुरा 44928 गोटा, मल 1947400 के.जी. | 39 |
| 45 | MR. DAVID ALEXANDER WHITSTOCK (AUSTRALIA), MS. JIAN GUAN (CHINA (MAINLAND)), MR. WOOK CHUNG (SOUTH KOREA), MR. TAMIR SHTAYER (ISRAEL), MS. YANG PAO-CHOU (CHINA (MAINLAND)), MS. MIAOSHU YAN (CHINA (MAINLAND)) | PEACE ORGANIC PVT. LTD. | काठमाडौं जिल्ला विष्णु बुढानिलकण्ठ गा .स.वि. वडा नं३ . | 3,00,00,000 | 2,50,00,000 | ORGANIC VEGETABLES 157 MT | 25 |
| 46 | MS. LIU ZI XUAN (CHINA (MAINLAND)), MR. SUN QI (CHINA (MAINLAND)) | HIMALAYA GREENTARA NEPAL BIOLOGY PVT. LTD. | झापा जिल्ला खुदुनावारी गा .स.वि. ३ .वडा नं | 1,70,00,000 | 1,50,00,000 | ORGANIC VEGETABLES 50 MT, HERBS 5 MT, FLOWER 5 MT, HERBS POWDER 10 MT, ESSENTIAL OIL 1 KL | 50 |
| Energy Based Industry | | | | | | | |
| 47 | श्री चन्द्र कुमार सुनुवार समेत | CHANDESHWORI MAHADEV KHOLA MICRO HYDRO COMPANY PVT. LTD. | रामेछाप जिल्ला, गुप्तेश्वर लगायतका गामा .स.वि. अवस्थित चुलेपु खोलाबाट जलविद्युत उत्पादन गरि चुलेपु खोला जलविद्युत | 1,47,50,75,641 | 1,39,34,39,234 | जलविद्युत ८५२. मे .वा | 59 |

| S.N. | Owner's Name | Company Name | Address | Total Capital | Fixed Capital | Product & Annual Capacity | Employment |
|------|---|---|--|-----------------|-----------------|---------------------------|------------|
| | | | आयोजना संचालन गन | | | | |
| 48 | श्री मोहन विक्रम कार्का समेत | KUTHELI BUKHARI SMALL HYDRO POWER PVT. LTD. | दोलखा जिल्ला, सुस्पा क्षमावती गामा .स.वि. अवस्थित सुस्पा बुखरा साना जलविद्युत आयोजना संचालन गन | 22,50,00,000 | 21,50,00,000 | जलविद्युत ९९८ कि .वा | 26 |
| 49 | श्री दीपक खड्का | LAMTANG BHOTEKOSHI HYDRO POWER COMPANY PVT. LTD. | रसुवा जिल्ला, थुमन लगायत गामा .स.वि. अवस्थित भोटेकोशी नदीमा रसुवा भोटेकोशी जलविद्युत आयोजना संचालन गन | 2,90,00,00,000 | 2,00,00,00,000 | जलविद्युत ९७ ५.मे .वा | 16 |
| 50 | श्री नेपाल विद्युत प्राधिकरण | TANAHU HYDROPOWER LIMITED | तनहुँ जिल्ला, व्यास न.पा., काहुँ शिवपुर लगायत गाह्रुमा.स.वि. अवस्थित सेती नदीमा तनहुँ जलविद्युत आयोजना संचालन गन | 41,25,00,00,000 | 41,21,00,00,000 | जलविद्युत १४० मे .वा | 1,095 |
| 51 | श्री सानिमा हाइड्रो पावर प्रासमेत .लि. | SWET GANGA HYDROPOWER AND CONSTRUCTION PVT. LTD. | रामेछाप जिल्ला, तार केराबारा लगायत गाह्रुमा अवस्थित .स.वि. लिखु खोलामा तल्लो लिखु जलविद्युत आयोजना संचालन गन | 4,96,80,03,000 | 4,66,90,00,000 | जलविद्युत २८ .मे १. वा. | 64 |
| 52 | श्री शेखर कुमार राणा समेत | BLUE ENERGY PVT. LTD. | चितवन जिल्ला, दारेचोक लगायत गाह्रुमा .स.वि. अवस्थित त्रिशुली नदीमा सुपर त्रिशुली जलविद्युत आयोजना संचालन गन | 2,00,00,00,000 | 1,97,00,00,000 | जलविद्युत ७५ मे .वा | 32 |
| 53 | श्री हिमाल हाइड्रो एण्ड जनरल कन्स्ट्रक्सन लिमिटेड | HIMAL HYDRO AND GENERAL CONSTRUCTION LIMITED (UNIT 1) | कास्की जिल्ला, नामाजुन र पाच गामा सुपर मादा .स.वि. जलविद्युत आयोजना संचालन गन | 6,95,10,05,134 | 6,60,34,54,877 | जलविद्युत ४४ मेवा. | 500 |
| 54 | श्री कृष्ण प्रसाद आचाय समेत | HYDRO VENTURE | सोलुखुम्बु जिल्ला, कागेल लगायत गाह्रुमा अवस्थित .स.वि. सोलु खोलामा सोलुखोला जलविद्युत (दुधकोशी) | 12,00,00,00,000 | 11,30,00,00,000 | HYDRO POWER 86 MW | 760 |

| S.N. | Owner's Name | Company Name | Address | Total Capital | Fixed Capital | Product & Annual Capacity | Employment |
|------|--|---|--|-----------------|-----------------|----------------------------|------------|
| | | | आयोजना संचालन गन | | | | |
| 55 | श्री एसजेविएन लिमिटेड (भारत) | SJVN ARUN-3 POWER DEVELOPMENT COMPANY PVT. LTD. | संखुवासभा जिल्ला, नुम लगायत गाह्रुमा .स.वि. अवस्थित अरुण नदीमा अरुणजर्लाव्युत 3- आयोजना संचालन गन | 82,50,00,00,000 | 81,00,00,00,000 | जलव्युत ९०० मे.वा. | 130 |
| 56 | श्री रवि सिंह समेत | LAMA HYDROPOWER PVT. LTD. | सिन्धुपाल्चोक जिल्ला, चोकाटा लगायत गा ह्रुमा.स.वि.अवस्थित सुनकोशी खोलामा सुनकोशी खोला जलव्युत आयोजना संचालन गन | 53,58,34,370 | 52,24,27,420 | HYDRO POWER 3.4 MW | 48 |
| 57 | श्री हरि प्रसाद पाण्डेय समेत | HIMALAYAN URGA BIKASH COMPANY PVT. LTD. UNIT 1 | रामेछाप जिल्ला, श्यामा र चुचुरे लगायत गाह्रुमा अवस्थित.स.वि. खिम्ती खोलामा माथिल्लो खिम्ती II जलव्युत आयोजना संचालन गन | 48,00,00,000 | 47,25,00,000 | HYDRO POWER 7 MW | 35 |
| 58 | श्री अनिमा अमात्य | DIBYAJYOTI HYDROPOWER PVT. LTD. | लमजुङ जिल्ला, चण्डास्थान लगायत गाह्रुमा अवस्थित .स.वि. मस्याङ्गदी नदीमा मस्याङ्गदी बेसी जलव्युत आयोजना संचालन गन | 3,53,26,31,580 | 3,43,26,31,580 | HYDRO POWER 50 MW | 75 |
| 59 | श्री तेजेन्द्र नाथ भुतल | I.D.S. ENERGY PVT. LTD. | तेह्रथुम जिल्ला, जलजले गामा अवस्थित .स.वि. खोरङ्गा खोलामा तल्लो खोरङ्गा खोला जलव्युत आयोजना संचालन गन | 83,33,00,000 | 82,73,00,000 | HYDRO POWER 5.5 MW | 35 |
| 60 | श्री अप्पर सोलु हाइड्रो इलेक्ट्रिक कम्पनी प्रा.लि. | SISA HYDRO ELECTRIC COMPANY PVT. LTD. | सोलुखुम्बु जिल्ला, गोरखाानी लगायतका गामा अवस्थित .स.वि. सिसा खोलामा सिसाखोला ए जलव्युत आयोजना संचालन गन | 51,00,00,000 | 49,50,00,000 | HYDRO ELECTRIC CITY 2.8 MW | 36 |

| S.N. | Owner's Name | Company Name | Address | Total Capital | Fixed Capital | Product & Annual Capacity | Employment |
|------|---|---|--|----------------|----------------|--|------------|
| 61 | श्री पुष्कर ढुंगेल समेत | BHUGOL ENERGY DEVELOPMENT COMPANY PVT. LTD. | दैलेख जिल्ला द्वारा गा .स.वि., द्वारा खोलामा द्वारा खोला जलविद्युत आयोजना संचालन गर्न | 58,50,00,000 | 58,00,00,000 | HYDRO POWER 3.8 MW | 45 |
| 62 | श्री शिव श्री हाइड्रोपावर प्रा.लि., श्री नरेन्द्र उलक | HUANING DEVELOPMENT PVT. LTD. | सिन्धुपाल्चोक जिल्ला गोल्चे गा .स.वि., र गुम्बा गामा.स.वि. अवस्थित बलेफा खोलामा माथिल्लो बलेफा जलविद्युत आयोजना संचालन गर्न | 5,81,69,13,439 | 5,67,17,85,526 | जलविद्युत 36 MW | 85 |
| 63 | श्री रुविन पावर प्रा.लि., श्री सानिमा हाइड्रो पावर प्रा.लि., श्री सानिमा हाइड्रो एण्ड इन्जिनियरिंग प्रा.लि. | TAMOR SANIMA ENERGY PVT. LTD. | ताप्लेजुङ जिल्ला, लिमाखिम लगायत गाहरु अवस्थित .स.वि. तमोर नदीमा मध्य तमोर जलविद्युत आयोजना संचालन गर्न | 7,66,40,00,000 | 7,60,00,00,000 | जलविद्युत 54 MW | 17 |
| 64 | श्री लक्ष्मण लिथेप समेत | VOLCANO HYDROPOWER PVT. LTD. | धनकुटा जिल्ला परेवादिन गा .स.वि., तथा तेलिया गाहरु अवस्थित.स.वि. तेलिया खोलामा तेलिया खोला साना जलविद्युत आयोजना संचालन गर्न | 5,99,93,355 | 5,92,11,428 | जलविद्युत 996 KW | 17 |
| 65 | RAAJRATRA ENERGY HOLDINGS pvt. ltd. (INDIA), MARSHAYANGDI POWER COMPANY PVT. LTD. (NEPAL) | MANANG MARSHYANGDI HYDROPOWER COMPANY PVT. LTD. | मनाङ जिल्ला, चामे र ताछे बगरे छाप गाजलविद्युत मा.स.वि. उत्पादन गर्न | 90,00,00,000 | 88,50,00,000 | HYDSELE CCTRICITY 100 MW, ENERGY GENERATION (THEORETICAL) 79200000 KHW, REALISABLE ELECTRICITY GENERATION 63360000 HHW | 256 |
| 66 | RAAJRATRA ENERGY HOLDINGS PVT. LTD. (INDIA), MULTI MODEL | UPPER MARSHYANGDI HYDROPOWER COMPANY PVT. LTD. | लमजुङ जिल्ला, बाहुनडाँडा खुदी घेमु र ताभिङ्ग गामा.स.वि. | 90,00,00,000 | 88,00,00,000 | HYDRO ELECTRICITY 100 MW, | 278 |

| S.N. | Owner's Name | Company Name | Address | Total Capital | Fixed Capital | Product & Annual Capacity | Employment |
|------|--|---------------------------------------|---|----------------|----------------|--|------------|
| | DEVELOPER PVT. LTD. (NEPAL) | | UPPER MARSHYANGDI-I HYDROPOWER संचालन गन | | | ENERGY GENERATION (THEORETICAL) 7920000 00 KWH, REALISABLE ELECTRICITY GENERATION 6177600 00 KWH | |
| 67 | श्री दिपक नेपाल समेत | NUMBUR HIMALAYA HYDROPOWER PVT. LTD. | सोलुखुम्बु जिल्ला, गौली र चौला खर्क गा.स.वि. | 3,89,49,90,000 | 3,82,62,26,295 | HYDROPOWER 24.2 MW | 90 |
| 68 | श्री हिमाल गुरुङ्ग समेत | SURI KHOLA HYDROPOWER PVT. LTD. | दोलखा जिल्ला, चाँखु र सुरा गाहस्ता .स.वि. अवस्थित सुरा खोलामा संचालन हुने सुरा खोला जलविद्युत आयोजना संचालन गन | 83,00,00,000 | 82,00,00,000 | HYDROPOWER 7 MW | 52 |
| 69 | श्री मालचन्द दुगड समेत | GLOBAL HYDROPOWER ASSOCIATE PVT. LTD. | रामेछाप जिल्ला गुम्देल गा.स.वि. | 5,37,57,50,000 | 5,33,58,58,272 | HYDROPOWER 33.4 MW | 80 |
| 70 | श्री महेश बहादुर बस्नेत समेत | HYDRO INNOVATIONS PVT. LTD. | दोलखा जिल्ला सुरा गा .स.वि., तथा झ्याकु गाहस्ता अवस्थित.स.वि. तिनेखु खोलामा संचालन हुने तिनेखु खोला जलविद्युत आयोजना संचालन गन | 17,22,00,000 | 16,80,00,000 | HYDROPOWER 990 KW | 22 |
| 71 | SKY POWER RENEWABLES LLC (COOK ISLANDS), HYDRO VISION COMPANY PVT. LTD (NEPAL) | MAKARI GAD HYDROPOWER PVT. LTD. | दाचुला जिल्ला खण्डेश्वर गा .स.वि., जलविद्युत उत्पादन गन | 83,33,23,000 | 82,80,00,000 | जल विद्युत 10 MW | 35 |
| 72 | श्री ग्लोटेक सोलुसन्स प्रा(नेपाल) .लि. | ASMITA HYDROPOWER COMPANY | रामेछाप जिल्ला भलुवाजोर गा.स.वि. | 9,92,27,000 | 9,77,07,000 | जलविद्युत ० ४० .मेवा. | 18 |
| 73 | श्री दिनु प्रसाद पाण्डे, श्री दिपेन्द्र कुमार अधिकारी, श्री रेखा कमाचाय | DHAULAGIRI KALIKA HYDRO PVT. LTD. | म्याग्दी जिल्ला दरवाड गा.स.वि. | 3,06,66,00,000 | 3,02,61,00,000 | जलविद्युत २५ मे.वा. | 82 |

| S.N. | Owner's Name | Company Name | Address | Total Capital | Fixed Capital | Product & Annual Capacity | Employment |
|------|--|---|--|-----------------|-----------------|---|------------|
| 74 | श्री दिव्यमान श्रेष्ठ | TRADE LINK GLOBAL PVT. LTD. | म्याग्दी जिल्ला बेगखोला गा.स.वि. | 14,75,34,80,000 | 14,55,68,20,000 | जलविद्युत 65 मे.वा. | 34 |
| 75 | श्री बिजय मोहन भट्टराई समेत (नेपाल) | MULTI ENERGY DEVELOPMENT PVT. LTD. | रसुवा जिल्ला स्यामुबेसी गा.स.वि. | 1,50,00,00,000 | 1,48,00,00,000 | विद्युत 10 मे.वा. | 90 |
| 76 | श्री अजुन प्रसाद पौडेल (नेपाल) | MYAGDI HYDROPOWER PVT. LTD. | म्याग्दी जिल्ला शिख गा.स.वि. | 83,00,00,000 | 81,00,00,000 | विद्युत 8.3 मे.वा. | 48 |
| 77 | श्री मालचन्द्र दुग्ड समेत, | PAN HIMALAYA ENERGY PVT. LTD. | रामेछाप जिल्ला गुम्देल गा.स.वि. | 8,27,23,20,000 | 8,19,47,62,929 | विद्युत ५१४. .मे.वा. | 82 |
| 78 | MS. DAICAO WAN (CHINA), MS. XICAO ZHA (CHINA), MS. LAO DA (CHINA), MR. CICHENGSAANG BAO (CHINA), MS. NING NING (CHINA), MR. FANG FEI (CHINA) | GANSU ENERGY PVT. LTD. | काठमाडौं जिल्ला तिनथाना गावडा .स.वि. ६ .नं | 3,00,00,000 | 91,00,000 | SOLAR PV SYSTEM FOR HOME APPLIAN CE 500 SETS, SOLAR PV SYSTEM FOR LIGHTNING 400 SEATS | 33 |
| 79 | प्रेम कुमार भण्डारी समेत (नेपाल) | ABIRAL HYDROPOWER COMPANY PVT. LTD. | मोरङ जिल्ला सिंहदेवी गा.स.वि. | 13,13,90,000 | 12,93,90,000 | विद्युत ९९० क.वा. | 22 |
| 80 | श्री गीता कुँवर समेत (नेपाल) | BALAJI BIOMASS BRIQUETTE ENERGY COMPANY PVT. LTD. | नुवाकोट जिल्ला ओखरपौवा गा .स.वि. ४ .वडा नं | 39,86,01,622 | 37,24,40,100 | विद्युत 3.5 मे.वा. | 79 |
| 81 | श्री कमल नारायण लिङ्गथेप समेत (नेपाल) | MENCHHIYAM HYDROPOWER PVT. LTD. | संखुवासभा जिल्ला मावादिन गा.स.वि. | 78,25,51,000 | 77,45,51,000 | विद्युत 4.72 मे.वा. | 82 |
| 82 | श्री रामचन्द्र न्यौपाने समेत | CHAURI HYDROPOWER PVT. LTD. | काभ्रे जिल्ला नाड्यो गगच गा.स.वि. | 84,00,00,000 | 81,40,00,000 | विद्युत ५ मे.वा. | 76 |
| 83 | श्री सुगत बैद्य समेत (नेपाल I) | AMAR JYOTI HYDROPOWER PVT. LTD. | गोखा जिल्ला आरुपोखरा गा.स.वि. | 21,19,96,000 | 20,67,00,000 | विद्युत 1.506 मे.वा. | 68 |
| 84 | श्री वानेश्वर हाइड्रोपावर कम्पनी प्रा समेत .लि. (नेपाल I) | MAYA KHOLA HYDROPOWER COMPANY PVT. LTD. | संखुवासभा जिल्ला माम्लिङ गा.स.वि. | 2,10,83,06,000 | 2,09,70,40,000 | विद्युत 14.9 मे.वा. | 22 |
| 85 | प्रविन लामा | YAMWALING HYDROPOWER PVT. LTD. | सिन्धुपाल्चोक जिल्ला गोल्चे गा.स.वि. | 1,17,91,85,000 | 1,16,85,72,200 | जलविद्युत 7.271 मे.वा. | 41 |

| S.N. | Owner's Name | Company Name | Address | Total Capital | Fixed Capital | Product & Annual Capacity | Employment |
|------|---|--|--|----------------|----------------|---------------------------------------|------------|
| 86 | श्री सूर्यप्रसाद अधिकारी समेत (नेपाल 1) | BARAHI HYDROPOWER PVT. LTD. | बाग्लुङ जिल्ला सकुवा गा.स.वि. | 27,20,00,000 | 27,00,00,000 | विद्युत 1.5 मे.वा. | 30 |
| 87 | श्री रिङा हाइड्रोपावर डेभलपमेन्ट कम्पनी लिमिटेड (नेपाल 1) | RAIRANG HYDROPOWER DEVELOPMENT COMPANY BRANCH OFFICE-1 | ताप्लेजुङ जिल्ला साब्लाखु गा.स.वि. | 1,60,00,00,000 | 1,57,00,00,000 | विद्युत 9.900 मे.वा. | 24 |
| 88 | SEED ENERGY INC. (USA) | SUNFARMER NEPAL PVT. LTD. | काठमाडौं जिल्ला काठमाडौं महानगरपालिका वडा नं. ११ | 20,69,66,193 | 20,64,00,000 | SOLAR POWER INSTALLATIONS 20 PROJECTS | 8 |
| 89 | श्री भानुभक्त शमा समेत (नेपाल) | IDI HYDROPOWER COMPANY PVT. LTD. | कास्की जिल्ला पोखरा उप महानगरपालिका वडा नं.१० | 18,26,00,000 | 18,00,00,000 | जलविद्युत १७५ कि.वा. | 20 |

Manufacturing Industry

| | | | | | | | |
|----|---|---|---|-------------|-------------|--|----|
| 90 | श्री निवाण कुमार चौधरी | सिआयुवद नेपाल .जि. शाखा उद्योग .लि.प्रा | नवलपरासी जिल्ला, दिव्यपुरी गावडा .स.वि. ७ .नं | 4,00,00,000 | 3,10,00,000 | Lal Danta Manjan 150 MT, Baby Oil 150 MT, Coconut Hair Oil 150 MT, Amala Hair Oil 75 MT, Hajam Tablet 200 MT, Shampoo 100 MT, Chyawanprash 50 MT, Famipraves 50 MT | 85 |
| 91 | श्री दिपक सिग्देल समेत | हिमालयन ग्रुप साबुन उद्योग प्रा.लि. | नवलपरासी जिल्ला, शिव मन्दिर गा .स.वि. ३ .वडा नं | 48,00,000 | 31,26,000 | साबुन उत्पादन ५४० मे.टन. | 10 |
| 92 | Mr. Liu Jianghua (CHINA), Ms. Zhang Yun (CHINA) | नेपाल चाइना गुडविल ड्रिड्स प्रा.लि. | काठमाडौं जिल्ला, गार्गबु गावडा .स.वि. ६ .नं | 1,00,00,000 | 80,00,000 | Juice (Mango, Orange, Grapes, Guava, Pineapple etc.) 100 KL | 44 |
| 93 | श्री गोपी प्रसाद कँडेल समेत | हाम्रो अक्सिजन ग्याँस उद्योग प्रा.लि. | नुवाकोट जिल्ला, ओखरपौवा गा .स.वि. ३ .वडा नं | 8,76,58,636 | 8,48,01,029 | Oxygen Gas 1278400 Litre | 20 |
| 94 | Mr. Lakatsang Lobsang Tenzin (AUSTRALIA) | हिमालयन फेब्रिक कम्पनी प्रा.लि. | काठमाडौं जिल्ला, जोरपाटा गावडा .स.वि. २ .नं | 1,00,00,000 | 70,00,000 | Decorative Gift Articles (Lamp, Holders, Photo Frames, Replica of Towers, Monuments, | 38 |

| S.N. | Owner's Name | Company Name | Address | Total Capital | Fixed Capital | Product & Annual Capacity | Employment |
|------|--|--|--|---------------|---------------|---|------------|
| | | | | | | Wonders, Animals, Flower Vases, Flowers, Trees, Leaves, Fancy Cap, Fancy Bag etc.) 150000 Nos. | |
| 95 | श्री टासी गुरुङ्ग (नेपाल), Mr. Kalenskiy Roman (RUSSIA) | ट्राभा ब्रिक्स प्रा.लि. | नवलपरासी जिल्ला, नारायणी गावडा .स.वि. ८ .नं | 1,21,60,000 | 84,10,000 | इट्टा २००००० गोटा | 53 |
| 96 | Mr. Nicola Toni (ITALY), Mr. Chandra Bahadur Thapa (Nepal) | ओराकल फेशन प्रा.लि. | काठमाडौं जिल्ला, इचङ्गुनारायण गा९ .वडा नं .स.वि. | 1,00,00,000 | 65,00,000 | Readymade Garments (Shirts; T-Shirt; Pullover; Jacket; Skirt; Trouser Shorts) 90000 pcs | 50 |
| 97 | Ms. Gabriella Cocco-Greaves (British) | फ्याटोम्यानो इन नेपाल प्रा.लि. | ललितपुर जिल्ला, सानुगाउँ गा वडा .स.वि. ३ .नं | 60,00,000 | 42,00,000 | Pashmina Shawl 5000 pcs, Pashmina Stole 2000 Pcs, Pashmina Muffler 2000 pcs, Pashmina Sweater 600 pcs, Pashmina Trouser 400 pcs | 65 |
| 98 | श्री अनुज राठौं | प्रिमियर अगानिक्स प्रा.लि. | सुनसरी जिल्ला, दुहवी गा४ .वडा नं .स.वि. | 50,00,000 | 39,00,000 | Blended Liquor (25 - 70 UP) 3375000 LP Litre, Extra Neutral Alcohol 2000 KL, Rectified Spirit 2500 KL | 210 |
| 99 | PRESTON DALE THIESSEN (SWEDEN), MR. CORBAN HARREL BRYANT (USA) | पूणा इन्टरप्राइजेज प्रा.लि. | ललितपुर जिल्ला, सैबु गा४ .वडा नं .स.वि. | 1,00,00,000 | 80,00,000 | SHIRTS 4000 PCS, PANTS 4000 PCS, JACKET 4000 PCS, T-SHIRT 4000 PCS, POLO SHIRTS 4000 PCS | 41 |
| 100 | निरज क्षेत्री समेत | विराट पेट्रोलियम प्रा .लि. १-शाखा उद्योग | धनुषा जिल्ला, बगाडाबर गा४-.स.वि. | 16,00,000 | 10,20,000 | CONCRETE ADMIXTURE 9000 MT, AIR ENTRAINING AGENT 250 MT, CURING COMPOUND 500 MT, WATER | 66 |

| S.N. | Owner's Name | Company Name | Address | Total Capital | Fixed Capital | Product & Annual Capacity | Employment |
|------|---|--|---|---------------|---------------|--|------------|
| | | | | | | PROOFING COMPOUND 800 MT, TILE ADHESIVE 150 MT, GROUTS 150 MT, SHOTCRETE ACCELERATOR 150 MT, MEMBRANCE 500 MT, SILICA FUMES 500 MT | |
| 101 | M/S DW CLOTHING LIMITED (UK), MR. OM BHAKTA YOGI (NEPAL) | डब्लोडिङ .डब्लु . लि.नेपाल प्रा | काठमाडौं जिल्ला, गोठटार गावडा .स.वि. २ .नं | 1,61,08,800 | 1,07,00,000 | SUITS 4500 PCS | 58 |
| 102 | श्री निवाण कुमार चौधरी समेत | सि जि स्पर्ट्स प्रा.लि. | नवलपरासी जिल्ला, दिव्यपुरी गावडा .स.वि. ४ .नं | 50,00,000 | 34,00,000 | BLENDED LIQUOR 17535000 LP LITRE, EXTRA NEUTRAL ALCOHOL 2250 KL, RECTIFIED SPIRIT 2250 KL | 190 |
| 103 | MS. YAN ZHANG (CHINA), MS. HU GUANGQIONG (CHINA), MS. ZHU ZHONGXIU (CHINA), MR. ZHU YUHUI (CHINA), MS. TONG SHENNI (CHINA), MR. FAYUAN PU (CHINA), MR. SHUCHUN LI (CHINA) | लिटल गड इनर्जा प्रा.लि. | काठमाडौं जिल्ला, मच्छेगाउँ गा .स.वि. ७ .वडा नं | 3,50,00,000 | 96,00,000 | SOLAR SYSTEM FOR HOME APPLIANCE 500 SETS, SOLAR PV SYSTEM FOR LIGHTING 4000 SETS | 33 |
| 104 | श्री शालिक राम ढकाल समेत | महाशक्ति सिमेन्ट प्रा.लि. | कापिलवस्तु जिल्ला, वीरपुर गावडा .स.वि. ५ .नं | 25,00,000 | 20,00,000 | ORDINARY PORTLAND CEMENT (OPC) 15000 MT, PORTLAND POZZOLAND CEMENT (PPC) 105000 MT | 65 |
| 105 | श्री प्रदीप कुमार रंगटा समेत | ओम चावोबिरो पेलेट फिड इण्डस्ट्रिज प्रा.लि. | मोरङ जिल्ला, टंकासिनुवारी गा .स.वि. ५.वडा नं | 20,00,000 | 14,40,000 | MASH FEED 18000 MT, PELLET FEED 42000 MT | 151 |
| 106 | श्री कृष्ण कुमार श्रेष्ठ, श्री भरत कुमार श्रेष्ठ | क्लासिक इण्डस्ट्रिज प्रा.लि. | चितवन जिल्ला, भरतपुर न .वडा नं .पा. १४, कल्याणपुर | 10,00,000 | 7,00,000 | COIR MATTRESS 3000 MT | 95 |

| S.N. | Owner's Name | Company Name | Address | Total Capital | Fixed Capital | Product & Annual Capacity | Employment |
|------|--|---|---|---------------|---------------|---|------------|
| 107 | MR. TERUFUMI YAMAGUCHI (JAPAN) | यामा चिज फ्याक्ट्री प्रा.लि. | कास्की जिल्ला, पोखरा ३६ .वडा नं .पा.न.म. | 50,00,000 | 40,00,000 | CHEESE 30 MT | 22 |
| 108 | श्री महम्मद सदीक समेत | हिमाल एगो उड प्रोडक्ट प्राइउद्योग शाखा .लि. | बारा जिल्ला, छातापपरा गा .स.वि. १ .वडा नं | 17,00,000 | 11,00,000 | KRAFT PAPER MANUFACTURING 15000 MT | 215 |
| 109 | श्री सुनिल सिन्हा | भेरो डिस्टिलरी एण्ड एलाईड इण्डस्ट्रिज प्रा.लि. | बाँके जिल्ला, कम्दा गा. वडा नं .स.वि. | 25,00,000 | 19,00,000 | BLENDED LIQUOR (VARIOUS STRENGTH) 2500000 LP LITRE, EXTRA NEUTRAL ALCOHOL (EXTERNAL SALE) 1500 KL, RECTIFIED SPIRIT (EXTERNAL SALE) 1500 KL | 200 |
| 110 | MS. KOLB CANDACE (USA) | क्याण्डो ईन काठमाण्डु प्रा.लि. | काठमाडौं जिल्ला, सितापाइला गा .स.वि. वडानंर . | 50,00,000 | 40,00,000 | PANT 10000 NOS, SHIRT 10000 NOS, TROUSER 2000 NOS, BABY CLOTH 6000 NOS, HALF PANT 2000 NOS | 38 |
| 111 | श्री करण भारती, श्री कमल थापा क्षेत्री | भारती लिक्स प्रा.लि. | झापा जिल्ला, पृथ्वीनगर गा .स.वि. ७ .वडा नं | 6,00,000 | 3,70,000 | BLENDED LIQUORS (VARIOUS STRENGTH) 2500000 LP LITRE | 45 |
| 112 | श्री आनन्द प्रसाद बज्रा समेत | वेस्टन एगो प्रोसेसिङ्ग इण्डस्ट्रिज प्रा.लि. | रुपन्देही जिल्ला, छिपागढ- | 20,00,000 | 11,50,000 | RICE 16500 MT, BROKEN RICE (BY PRODUCT) 3900 MT, BRAN (BY PRODUCT) 2400 MT, HUSK (BY PRODUCT) 4700 MT | 65 |
| 113 | MR. JIANG SIJIAN (CHINA) | डिङ्ग जिन मिट प्रोसेसिङ्ग एण्ड मेनुफेचरिङ्ग कम्पनी प्रा.लि. | बाँदिया जिल्ला कालिका गा.३ .वडा नं .स.वि. | 4,50,000 | 3,00,000 | DRY AND PROCESSED MEAT 1000 MT, SAUSAGES 200 MT | 58 |
| 114 | श्री कमल प्रजापति | नवदुगा ग्रुप अफ इण्डस्ट्रिज प्रा.लि. | सप्तरी जिल्ला प्रसवनी गा.५ .वडा नं .स.वि. | 9,68,55,003 | 6,28,85,850 | ORDINARY PORTLAND CEMENT (OPC) | 60 |

| S.N. | Owner's Name | Company Name | Address | Total Capital | Fixed Capital | Product & Annual Capacity | Employment |
|------|---|--|--|---------------|---------------|---|------------|
| | | | | | | 15000 MT, PORTLAND POZZOLANA CEMENT (PPC) 15000 MT | |
| 115 | MR. LU SHUANG (CHINA), MR. WANG DONG (CHINA), MR. TANG CHAO (CHINA), MR. XIONG SHENGCHUAN (CHINA) | चोइगकिइग नुडल्स प्रा.लि. | ललितपुर जिल्ला धापाखेल गावडा .स.वि. ८ .नं | 2,50,00,000 | 2,00,00,000 | NOODLES 2000 MT | 40 |
| 116 | श्री रञ्जन श्रेष्ठ समेत | रियल टाइम सोलुसन्स प्रा.लि. | ललितपुर जिल्ला ललितपुर उप महानगरपालिका वडा नं३ . | 4,00,00,000 | 3,10,00,000 | ELECTRONIC EQUIPMENT ASSEMBLING 900 NOS | 28 |
| 117 | श्री अनिता मुरारका, श्री गौतम कुमार अग्रवाल, श्री स्वेता मुरारका समेत | सिद्धि गणेश प्लास्टिक इण्डस्ट्रिज प्रा.लि. | धनुषा जिल्ला ढल्केवर गाढ .वडा नं .स.वि. | 4,90,00,000 | 3,50,00,000 | PVC PIPE 600 MT, HDPE PIPE 600 MT | 20 |
| 118 | श्री हरि चन्द्र लामिछाने, श्री नवीन कुमार शमा | हिमालयन फुड इन्टरनेशनल प्रा.लि. | बारा जिल्ला रामपुर वडा .स.वि.गा (टोकनी) ३ .नं | 10,00,00,000 | 8,00,00,000 | BUFFALO MEAT (BUFF) 3165 MT, DRY AND PROCESSED MEAT 300 MT, SAUSAGE 100 MT, SKIN (BY PRODUCT) 16500 PCS, ENTRAILS (BY PRODUCT) 330 MT | 68 |
| 119 | श्री हरि प्रसाद पोखरेल समेत | सिद्धि हवल नेपाल प्रा.लि. | रुपन्देही जिल्ला मधवलिया गा .स.वि. १ .वडा नं | 4,00,00,000 | 3,39,01,500 | विभिन्न किसिमका हवल तेल २२५००० लिटर | 45 |
| 120 | श्री सुय नेपाल प्रा .लि. (NEPAL) | सूय नेपाल प्राशाखा .लि. ३-उद्योग | पसा जिल्ला वीरगंज उपनगरपालिका वडा नं . १९ | 4,90,00,000 | 3,60,00,000 | INCENSE STICKS 700000000 STICKS | 320 |
| 121 | श्री नवराज पोखरेल समेत | हिमगिरा मैदा मिल प्रा.लि. | रुपन्देही जिल्ला छिपागढ गावडा .स.वि. ७ .नं | 24,00,00,000 | 14,50,00,000 | मैदा 18300 MT, आटा 6960 MT, सुर्जि 3660 MT, चोकर 7320 MT | 83 |
| 122 | MR. ZHEN CHEN (CHINA) | नेपाल प्लेट्यू कोडसेप्स टेक्नोलोजी कम्पनी | ललितपुर जिल्ला सैवु भसेपाटा गावडा .स.वि. | 3,00,00,000 | 1,85,00,000 | HERBAL BODY CARE FORMULA 50 MT, HERBAL | 50 |

| S.N. | Owner's Name | Company Name | Address | Total Capital | Fixed Capital | Product & Annual Capacity | Employment |
|------|--|--|---|---------------|---------------|---|------------|
| | | प्रा.लि. | ८ .नं | | | FOOD SUPPLEMENT 100 MT, HERBAL AROMATICS 50 MT | |
| 123 | श्री विजय कुमार शाह | विजय डिस्टिलरी प्रा.लि. | नवलपरासी जिल्ला अमरौट गावडा .स.वि. १ .नं | 34,00,00,000 | 10,00,00,000 | BLENDED LIQUOR (VARIOUS STRENGTH) 10020000 LP LTR. | 132 |
| 124 | MS ESSILOR INDIA PRIVATE LIMITED (INDIA), MR. SACHIN PRASAD NEMKUL (NEPAL), MS. USHA SHRESTHA NEMKUL (NEPAL) | इसिलर नेपाल प्रा.लि. | ललितपुर जिल्ला धापाखेल गावडा .स.वि. १ .नं | 4,82,00,000 | 4,20,50,000 | SPECTACLE LENS 162600 PCS | 65 |
| 125 | श्री शंकर बहादुर बोगटी समेत | भागेथर सुगर एण्ड केमिकल इन्डस्ट्रिज प्रा.लि. | कञ्चनपुर जिल्ला कालिका गावडा .स.वि. २ .नं | 80,00,00,000 | 68,00,00,000 | SUGAR 25000 MT, MOLASSES 15000 MT | 428 |
| 126 | MR. BERNHELD ERNST RUTZ (SWITZERLAND), MR. JAMES SHRESTHA (NEPAL), MR. SESH RAM SHRESTHA (NEPAL) | प्रविना पेपर प्रा.लि. | काठमाडौं जिल्ला डाँडापौवा गावडा .स.वि. ७ .नं, सितापाइला | 80,00,00,000 | 58,00,00,000 | VARIOUS TYPES OF DECORATIVE GIFT ARTICLES 240000 NOS. | 62 |
| 127 | श्री रविन्द्र नाथ शुक्ला, श्री सत्यावती शुक्ला | सत्या हबल प्रोडक्ट्स प्रा.लि. | बाँके जिल्ला गनापुर गा५ .वडा नं .स.वि. | 4,00,00,000 | 3,20,00,000 | ESSENTIAL OIL 20000 LTR, HERBAL POWDER 70 MT | 21 |
| 128 | श्री जसवन्त बहादुर कुँवर | किसान डिस्टिलरी प्रा.लि. | रुपन्देही जिल्ला चिल्हाया गावडा .स.वि. ७ .नं | 6,00,00,000 | 3,90,00,000 | BLENDED LIQUOR (VARIOUS STRENGTH) 1500000 LP LITRE, EXTRA NEUTRAL ALCOHOL 200 KL, RECTIFIED SPIRIT 200 KL | 95 |
| 129 | श्री विकास बजगाई | ब्रदश ब्लेन्डस प्रा.लि. | मोरङ जिल्ला ईन्द्रपुर गा७ .वडा नं .स.वि. | 6,00,00,000 | 3,80,00,000 | BLENDED LIQUOR (VARIOUS STRENGTH) 1500000 LP LITRE, EXTRA NEUTRAL ALCOHOL 200 KL, RECTIFIED | 94 |

| S.N. | Owner's Name | Company Name | Address | Total Capital | Fixed Capital | Product & Annual Capacity | Employment |
|------|--|---------------------------------------|---|---------------|---------------|--|------------|
| | | | | | | SPIRIT 200 KL | |
| 130 | श्री दधिराम अयाल समेत | दाउन्ने फ्लोर मिल्स प्रा.लि. | नवलपरासी जिल्ला रामग्राम नगरपालिका वडा नं११ . | 4,90,00,000 | 3,90,00,000 | मैदा 9500 MT, आटा 1400 MT, सुजी 700 MT, ब्रान 2000 MT | 40 |
| 131 | श्री दिपक कुमार अग्रवाल समेत | लोटस इन्डस्ट्रीज प्रा.लि. | मोरङ जिल्ला कटहरा गा६ .वडा नं .स.वि. | 4,50,00,000 | 4,00,00,000 | PLASTIC CHAIR 250 MT, PLASTIC TABLE 250 MT, HOUSEHOLD PLASTIC ITEM 150 MT | 41 |
| 132 | श्री विकास पोद्दार, श्री सूर्य प्रकाश पोद्दार, श्री राज कुमार अटल, श्री विवेक कुमार अटल समेत | अन्नपूर्ण रबर इण्डस्ट्रीज प्रा.लि. | सुनसरी जिल्ला सोनापुर गावडा .स.वि. २ .नं | 7,65,00,000 | 5,55,00,000 | SANDAL (DIFFERENT VARIETIES) - 3600000 PAIR OR 1170 MT | 91 |
| 133 | श्री किरण रावत समेत | जलजला डिटिलरा प्रा.लि. | दाङ जिल्ला धना गा७ .वडा नं .स.वि. | 6,50,00,000 | 4,00,00,000 | BLENDED LIQUOR (VARIOUS STRENGTH) 2800000 LP LITRE | 55 |
| 134 | श्री रतनलाल केडिया समेत | सुशिल वनस्पति प्रा .लि. १-शाखा उद्योग | पसा जिल्ला लिपनी विता गा .वडा नं .स.वि. ५ | 4,90,00,000 | 3,10,00,000 | MUSTARD OIL 2100 KL, DE-OIL CAKE (BY-PRODUCT) 3900 MT | 23 |
| 135 | श्री अशोक कुमार अग्रवाल तोदा, श्री सुबोध तोदा, श्री तुसार तोदा समेत | सुपर लेमिकोट्स प्रा .लि. १शाखा उद्योग | बारा जिल्ला छातापिप्रा गार .वडा नं .स.वि. | 17,00,00,000 | 9,50,00,000 | FLEXIBLE PACKAGING COTED PAPER 3000 MT | 37 |
| 136 | मलिका ढकाल रिजाल | अजुनधारा टी प्रोसेसिंग प्रा.लि. | झापा जिल्ला शनिअजुन नगरपालिका साविक) अजुनधारा गा१ .वडा नं (.स.वि. | 8,00,00,000 | 7,25,00,000 | TEA 400 MT | 60 |
| 137 | MR. RUSTAM SATTOROV (TAJIKISTAN), MR. FARRUKH KHAMAZAEV (TAJIKISTAN), MR. OLCAY SENOL (TURKEY) | स्मार्ट एसेम्बल प्रा.लि. | काठमाडौं जिल्ला काठमाडौं महानगरपालिका वडा नं२ . | 2,00,00,000 | 98,00,000 | DESKTOP COMPUTER 1000 NOS., LAPTOP COMPUTER 600 NOS., AUTOMATED ELECTRONIC CHARGING MACHINE 100 NOS. | 25 |

| S.N. | Owner's Name | Company Name | Address | Total Capital | Fixed Capital | Product & Annual Capacity | Employment |
|------|---|--|--|---------------|---------------|--|------------|
| 138 | श्री नवल किशोर काबरा समेत | क्वालिटी फुड्स नेपाल प्रा.(शशाखा उद्योग) .लि. | सुनसरी जिल्ला दुहवी गा७ .वडा नं .स.वि. | 4,60,00,000 | 3,20,00,000 | WAFER 1000 MT, CHEESE BALL, CHEESERINGS, LONG SNACKS 500 MT | 50 |
| 139 | MR CALEB JOEL SPEAR (USA) | श्री पोटल प्रा.लि. | ललितपुर जिल्ला सैवु भसेपाटा गावडा .स.वि. ३ .नं | 53,00,000 | 36,00,000 | CARGO BICYCLE 200 NOS., CORN SHELLER 30 NOS., BYCYCLE PTO 200 NOS. | 16 |
| 140 | श्री नरेन्द्र कुमार अग्रवाल, श्री भरत कुमार तोरो, श्री ऋषि अग्रवाल, श्री राहुल अग्रवाल | रिलायन्स सुपरटेक सिमेण्ट प्रा.लि. | बारा जिल्ला भवानीपुर जितपुर गावडा .स.वि. ३ .नं | 50,00,00,000 | 31,50,00,000 | PORTLAND SLAG CEMENT 125000 MT, ORDINARY PORT LAND 25000 MT | 60 |
| 141 | MR. KAN ZHICUO (CHINA), MR. LI YULAI (CHINA), MRS. LA ZANG (CHINA), MR. SUN JINPING (CHINA), MR. REN QIAN (CHINA), MR. WANG DING (CHINA), MR. GEZHA (CHINA) | सिचुअन नुडल्स प्रा.लि. | ललितपुर जिल्ला धापाखेल गावडा .स.वि. ९ .नं | 3,50,00,000 | 2,30,00,000 | NOODLES उत्पादन गन 2100 MT | 40 |
| 142 | MR. ABDUL QADEER QAZI (PAKISTAN), MR. SHIVA KUMAR KHATRI (K.C.) (NEPAL) | लारोब फेब्रिक ईण्डस्ट्रिज प्रा.लि. | ललितपुर जिल्ला हरिसिद्धि गावडा .स.वि. २ .नं | 1,00,00,000 | 72,00,000 | SHAWL 5000 PCS., STOLE 2000 PCS., MUFFLER 2000 PCS., SWEATER 1000 PCS., TROUSER 1000 PCS., T-SHIRT 4000 PCS. | 40 |
| 143 | MS. CORSET WHOLESALE LTD. (INDIA) | भि.लि.लन्डन प्रा.जि. | ललितपुर जिल्ला सानोगाउँ गा .स.वि. ७ .वडा नं | 3,00,00,000 | 2,10,00,000 | BLOUSE 220000 PCS., SKIRT 20000 PCS. | 95 |
| 144 | छत्र बहादुर गिरी (नेपाल), सुनीता गिरी (नेपाल) | समसेर एण्ड गंगादेवी टा कम्पनी प्रा.लि. | झापा जिल्ला अनारमनी गा .स.वि. १ .वडा नं | 12,50,00,000 | 11,30,00,000 | CTC चिया ५७२ मे.ट. | 58 |

| S.N. | Owner's Name | Company Name | Address | Total Capital | Fixed Capital | Product & Annual Capacity | Employment |
|------|--|-------------------------------------|--|------------------|------------------|--|------------|
| 145 | रूपेश गैरे समेत (नेपाल) | आधारशिला सिमेन्ट प्रा.लि. | दाङ जिल्ला गोवरडिहा गा. वडा नं. स.वि. | 40,10,00 ,000 | 28,40,00, 000 | OPC सिमेन्ट 12000 M.T., PPC सिमेन्ट 108000 M.T. | 87 |
| 146 | श्री सुबोध घिमिरे समेत, (नेपाल) | माछापुच्छ्रे डिस्टिलरी प्रा.लि. | सुनसरी जिल्ला अमाहावेल्हा गा.स.वि. ५ वडा नं | 10,20,00 ,000 | 6,90,00,0 00 | BLENDED LIQUOR (VARIOUS STRENGTH) 2900000 LP LITRE, RECTIFIED SPIRIT 300 KL, EXTRA NEUTRAL ALCOHOL 300 KL | 105 |
| 147 | MR. DAEHYUN LEE (SOUTH KOREA), MR. SEO EUN SIK (SOUTH KOREA) | नेपाल ग्रीन हाइ टेक प्रा.लि. | ललितपुर जिल्ला सैवु भसेपाटा गावडा .स.वि. ४ .नं | 1,00,00, 000 | 53,00,00 0 | SOLAR PV SYSTEM FOR HOME APPLIANCES 400 PICES, SOLAR PV SYSTEM FOR LIGHTNING 2600 PICES | 50 |
| 148 | MR. BRIAN THOMAS KRAMER (USA), MS. ANDREA JEAN ABINANTI (USA) | स्काईफायर पावर सोलुसन्स प्रा.लि. | ललितपुर जिल्ला सैवु भसेपाटा गावडा .स.वि. ३ .नं | 2,00,00, 000 | 1,10,00,0 00 | SOLAR VP SYSTEM FOR HOME APPLIANCES 600 PICES, SOLAR PV SYSTEM FOR LIGHTNING 5400 PICES | 70 |
| 149 | MR. LI SHUANG ZHI (CHINA), MR. LI TANG BO (CHINA), MR. ZHOU XUE (CHINA), MR. XIONG SHU YING (CHINA) | लियून फूड कम्पनी प्रा.लि. | काठमाडौं जिल्ला टोखा सरथती गावडा .स.वि. २ .नं | 3,00,00, 000 | 2,00,00,0 00 | EXTRUDED PRODUCTS 600 MT, ROASTED PRODUCTS 400 MT, FRIED PRODUCTS 200 MT | 65 |
| 150 | MS. WATASE MAIKO (JAPAN), MS. WATASE ERIKO (JAPAN), MR. YAHAGI YOICHIRO (JAPAN), MS. NISHIO YUI (JAPAN), MS. SHIOBARA YUKO (JAPAN), MS. | हिमाली फ्याक्ट्री प्रा.लि. | दाङ जिल्ला चैलाहा गा. वडा नं. स.वि. | 3,00,00, 000 | 2,10,00,0 00 | विभन्न किसिमका तयारी पोशाक 200000 थान | 20 |

| S.N. | Owner's Name | Company Name | Address | Total Capital | Fixed Capital | Product & Annual Capacity | Employment |
|------|--|---|--|---------------|---------------|--|------------|
| | WATANABE FUMINA (JAPAN) | | | | | | |
| 151 | CHAINA LONG FOOD (CHINA) | चाइना लङ्ग फुड प्रा.लि. | बाँदिया जिल्ला गुलरिया नगरपालिका वडा नं . १० | 9,00,00,000 | 7,00,00,000 | FROZEN BUFFALO MEAT 3350 MT, FROZEN GOAT MEATS 180 MT, DRIED MEAT 100 MT | 130 |
| 152 | MS. MARTINE NOTERMAN (BELGIUM), MS. ALEXANDRA HAVELKA (AUSTRIA), MR. OLIVER KATZ (GERMANY), MR. NIKOLAY SHTAMBURG (RUSSIA), MRS. CHRISTINE STECK (SWAZILAND) | क्रिष्टिने अगानिक फाम प्रा.लि. | ललितपुर जिल्ला इमाडोल गावडा .स.वि. ५ नं | 2,50,00,000 | 2,40,00,000 | ORGANIC VEGETABLE 200 MT | 30 |
| 153 | M/S NEW HOPE SINGAPORE PVT. LTD (SINGAPORE) | न्यू होप एगो बिजनेस नेपाल प्रा.लि. | चितवन जिल्ला पिठुवा गा४ .वडा नं .स.वि. | 15,00,00,000 | 10,00,00,000 | MASH FEED 10000 MT, PELLET FEED 30000 MT | 125 |
| 154 | श्री सुरेन्द्र उप्रेती समेत (नेपाल) | चरी लिक्स प्रा.लि. | दोलखा जिल्ला नाम्दु गा३ .वडा नं .स.वि. | 6,00,00,000 | 3,70,00,000 | BLENDED LIQUOR (VARIOUS STRENGTH) 2500000 LP LITRE | 45 |
| 155 | श्री आनन्द कुमार अग्रवाल समेत | प्रोबायोटिक इण्डस्ट्रीज प्रा.लि., शाखा उद्योग५- | पसा जिल्ला लिपनी विता गा .वडा नं .स.वि. ८ | 24,28,16,725 | 15,25,00,250 | REFINED OIL 27870 M.T., ACID OIL 953 M.T., LECITHIN 330 M.T. | 56 |
| 156 | प्रोबायोटिक इण्डस्ट्रीज प्रा.(मूल उद्योग) .लि. (नेपाल) | प्रोबायोटिक इण्डस्ट्रीज प्रा.लि., शाखा उद्योग६- | पसा जिल्ला लिपनी विता गा .वडा नं .स.वि. ८ | 24,35,00,000 | 12,97,13,000 | SOYA FLOUR 11.280 M.T., SOYA HULL 1680 M.T., SOYA OIL 4080 M.T., SOYA NUGGET 6000 M.T. | 36 |
| 157 | MR. MA SHIXIN (CHINA), MR. WANG PING (CHINA), MR. ZHU | कोङ्गसङ्ग नुडल्स मेनुफेक्चरिङ प्रा.लि. | काठमाडौं जिल्ला इचङ्गु नारायण गार .वडा नं .स.वि. | 2,50,00,000 | 1,50,00,000 | NOODLES 1500 MT | 35 |

| S.N. | Owner's Name | Company Name | Address | Total Capital | Fixed Capital | Product & Annual Capacity | Employment |
|------|--|--|---|--------------------|--------------------|---|------------|
| | GING HUA (CHINA), MR. A XUE CHANG (CHINA), MR. XONG SHANG QUAN (CHINA) | | | | | | |
| 158 | श्री बासुदेव पाण्डेय समेत (नेपाल 1) | सम्मट सिमेन्ट कम्पनी प्रा.लि. | दाङ जिल्ला सतवरिया गा१ वडा नं .स.वि. | 3,51,00, 00,000 | 3,26,00,0 0,000 | OPC सिमेन्ट 99000 M.T., PPC सिमेन्ट 260288 M.T., PSC सिमेन्ट 33000 M.T. | 220 |
| 159 | श्री घनश्याम काँवरा समेत (नेपाल 1) | क्यालिटाँ थाइ फुइस प्रा१-शाखा उद्योग .लि. | मोरङ जिल्ला कटहरा गा९ वडा नं .स.वि. | 4,65,00, 000 | 3,20,00,0 00 | स्नयक्सहरु १४०० मे.ट. | 46 |
| 160 | MR. FUAD KHALILOV (AZERBAIJAN), MR. AZAR KHALILOV (AZERBAIJAN), MR. ELVUSAL MAMMADOV (AZERBAIJAN) | ईपे ईलेक्ट्रोनिक एसेम्बल . .लि.प्रा | काठमाडौं जिल्ला काठमाडौं महानगरपालिका वडा नं. ११ | 1,50,00, 000 | 70,00,00 0 | DESKTOP COMPUTER 600 NOS., LAPTOP COMPTER 400 NOS., AUTOMATED ELECTRONIC CHARGING MACHINE 100 NOS. | 25 |
| 161 | श्री नवीन गट्टानी समेत (नेपाल 1) | श्याम फूड एण्ड वेभरेजेज प्रा.लि. | झापा जिल्ला चारपाने गा७ वडा नं .स.वि. | 4,90,00, 000 | 3,10,00,0 00 | स्नयक्सहरु 1800 मे.ट. | 30 |
| 162 | श्री विध्या कुमारा सरावगी, (नेपाल 1) | त्रिशुल एन्डसिलरा प्रोडक्ट एण्ड प्यागेजिङ | पसा जिल्ला वीरगंज उपनगरपालिका वडा नं . १६ | 11,40,00 ,000 | 4,80,00,0 00 | VITAMIN PREMIX 6000 K.G., VANILLA POWDER 5000 K.G., BAKING POWDER 100000 K.G., CUSTARD POWDER 75000 K.G., CORN FLOUR 50000 K.G., ICING SUGAR 100000 K.G., BREAD IMPROVER 5000 K.G., COCOA MIX 20000 K.G., COCOA CADBURY TYPE 15000 K.G., COCONUT | 32 |

| S.N. | Owner's Name | Company Name | Address | Total Capital | Fixed Capital | Product & Annual Capacity | Employment |
|------|--|----------------------------|---|---------------|---------------|--|------------|
| | | | | | | POWDER HIGH FAT 10000 K.G., SEASONING POWDER 10000 K.G., PREMIUM FOOD COLORS 25000 K.G., BLENDED HYRDO 10000 K.G., CAUSTIC SODA LYE 150000 K.G., SEASONING GRANULES/PO WDER 650000 K.G., SKIMMED MILK PREPARATION 30000 K.G., ICE CREAM PREMIX 5000 K.G., BAKERY PREMIX 5000 K.G., DAIRY STABILIZERS 5000 K.G., BLENDED PRESERVATIVE S 2000 K.G., ABIR (COLOURED STARCH) 5000 K.G., INSOLUBLE SACHARIN 4000 K.G. | |
| 163 | श्री विकास कुमार बेगानी समेत नेपाल) (। | विशाल मैदा मिल्स प्रा.लि. | सुनसरी जिला खनार गाढ .वडा नं .स.वि. | 16,00,00 ,000 | 10,00,00, 000 | मैदा 14400 मे.ट., आटा 2400 मे.ट., ब्राउन चोकर/ 4800 मे.ट., सुजी 2400 मे.ट. | 50 |
| 164 | श्री उद्योग मन्त्रालय, (नेपाल ।, श्री उद्योग विभाग, (नेपाल ।, श्री महालेखा परीक्षकको कार्यालय, (नेपाल ।, श्री सर्वसाधारण | विराटनगर जुट मिल्स लिमिटेड | मोरङ जिला विराटनगर उप महानगरपालिका वडा नं. २० | 7,00,00, 000 | 5,65,00,0 00 | जुट ढ्याग 10500 मे.ट., हेसियन कपडा 2100 मे.ट., जुट ढ्याइन 900 मे.ट. | 925 |

| S.N. | Owner's Name | Company Name | Address | Total Capital | Fixed Capital | Product & Annual Capacity | Employment |
|------|---|----------------------------|---|------------------|------------------|---|------------|
| 165 | MR. ZHOU XIAOGANG (CHINA (MAINLAND)), MS. JINGJING ZHANG (CHINA (MAINLAND)), MR. NURANGPENGCUO (CHINA (MAINLAND)), MS. CHANG JUAN (CHINA (MAINLAND)), MS. YUCHEN SUN (CHINA (MAINLAND)), MS. MENHONGZI YIN (CHINA (MAINLAND)), MS. ZHENZHEN XIAO (CHINA (MAINLAND)), MS. YANHUI LI (CHINA (MAINLAND)) | मच्छेगाउँ सोलार प्रा.लि. | काठमाडौं जिल्ला मच्छेगाउँ गा .स.वि. ७ .वडा नं | 4,00,00, 000 | 1,46,00,0 00 | SOLAR PV SYSTEM FOR HOME APPLIANCE 500 SEATS, SOLAR PV SYSTEM FOR LIGHTNING 4000 SEATS | 33 |
| 166 | MR. WEI JIANG (CHINA (MAINLAND)), MR. SUN HAI (CHINA (MAINLAND)), MS. ZHENG SHUYAN (CHINA (MAINLAND)), MR. LIU WEIHUA (CHINA (MAINLAND)), MS. GAO QIAOLING (CHINA (MAINLAND)), MR. LUOBUSUOLAND (CHINA (MAINLAND)) | इङ्गमिन प्लाष्टिक प्रा.लि. | काठमाडौं जिल्ला महादेवस्थान गा .स.वि. ७ .वडा नं | 3,00,00, 000 | 2,30,00,0 00 | PLASTIC PRODUCT 480 MT | 40 |
| 167 | MR. JULIETTE HANSEH (FRANCE) | द ओरिजनल कफा प्रा.लि. | काठमाडौं जिल्ला इचडगु नारायण गा.वडा नं .स.वि. | 50,00,00 0 | 35,00,00 0 | COFFEE CAPSUL 28 MT | 15 |
| 168 | श्री सुदिप घिमिरे | मकालु डिस्टिलरी प्रा.लि. | सुनसरी जिल्ला भादगाँउ सिनुवारी गा.वडा नं .स.वि. ४ | 40,00,00 ,000 | 30,00,00, 000 | BLENDED LIQUOR (VARIOUS STRENGTH) 6012000 LP LITRE, EXTRA NEUTRAL ALCOHOL 1200 KL, RECTIFIED SPIRIT 1200 KL | 162 |

| S.N. | Owner's Name | Company Name | Address | Total Capital | Fixed Capital | Product & Annual Capacity | Employment |
|------|--|--|---|---------------|---------------|--|------------|
| 169 | MR. FREDERIC CHRISTIAN JACQUES HELDT (FRANCE) | फ्रेडिस बेकरी प्रा.लि. | ललितपुर जिल्ला सैवु भसेपाटी गावडा .स.वि. १ .नं | 50,00,000 | 40,00,000 | BAKERY PRODUCTS 60 MT | 22 |
| 170 | MRS. XIUJUN ZHANG (CHINA (MAINLAND)) | चाइना जी सिङ्ग गुइ प्रा.लि. | ललितपुर जिल्ला इमाडोल गावडा .स.वि. २ .नं | 50,00,000 | 33,00,000 | HAND DRILL MACHINE 9000 NOS. | 16 |
| 171 | M/S MIRAJ PRODUCTS PVT. LT (INDIA) | मिराज प्रोडक्ट्स नेपाल प्रा.लि. | मोरङ्ग जिल्ला कटहरा गा१ .वडा नं .स.वि. | 15,00,000 | 7,00,000 | CHEWING TOBACCO (LIME MIXED TOBACCO/KHANI) 3000 MT | 90 |
| 172 | डादिनेश कुमार चौधरी | अर्इडियल फर्मास्युटिकल्स कम्पनी प्रा.लि. | बाँके जिल्ला भवानियापुर गा .स.वि. ७ .वडा नं | 33,20,890 | 32,09,970 | TABLETS (NON-BETALACTUM & CEPHALOSPORIN 120 MILLION PIECE, CAPSULES (NON-BETALACTUM AND CEPHALOSPORIN) 60 MILLION PIECE, LIQUIDS EXTERNAL 600 KL, OINTMENT 20 MILLION TUBE | 110 |
| 173 | बैजु प्रसाद बावरा समेत (नेपाल I) | अोम बुअरी प्रा.लि. | रौतहट जिल्ला पिप्रा पोखरीया गावडा .स.वि. ८ .नं | 35,00,000 | 31,00,000 | बियर 120000 हेक्टो लिटर | 165 |
| 174 | श्री रघुवीर साह (नेपाल I) | भोले बाबा लिक्स प्रा.लि. | झापा जिल्ला शिवसताक्षी नगरपालिका साविक) शिवगञ्ज गा (.स.वि. ५ .वडा नं | 10,00,000 | 6,60,000 | BLENDED LIQUOR (VARIOUS STRENGTH) 3000000 LP LITRE, EXTRA NEUTRAL ALCOHOL 300 KL, RECTIFIED SPIRIT 300 KL | 90 |
| 175 | MR. YAN GUANG ZHAN (CHINA (MAINLAND)), MR. LANG MA (CHINA (MAINLAND)), MS. MIN LI (CHINA (MAINLAND)), MR. MR LI CHEN | सांघाई नुडल्स प्रा.लि. | काठमाडौं जिल्ला वलंबु गा३ .वडा नं .स.वि. | 2,50,000 | 1,60,000 | NOODLES 1200 MT | 31 |

| S.N. | Owner's Name | Company Name | Address | Total Capital | Fixed Capital | Product & Annual Capacity | Employment |
|------|---|---|--|---------------|---------------|--|------------|
| | (CHINA (MAINLAND)), MS. QI YAN LI (CHINA (MAINLAND)) | | | | | | |
| 176 | MS. LUO TIAN XIANG (CHINA (MAINLAND)), MR. FU GUANG WU (CHINA (MAINLAND)), MS. WU HANG YEE (CHINA (MAINLAND)), MR. HE TIAO JUN (CHINA (MAINLAND)), MR. BA RANG (CHINA (MAINLAND)) | वैष्णोदेवी अगानिक भेजिटेबल्स प्रा.लि. | ललितपुर जिल्ला सैवु भसेपाटा गावडा .स.वि. २ .नं | 2,50,00,000 | 2,35,00,000 | ORGANIC VEGETABLES 150 MT, ORGANIC FRUITS 50 MT | 40 |
| 177 | MR. YU SUI ZHAO (CHINA (MAINLAND)), MS. LI JIA XUAN (CHINA (MAINLAND)), MS. WEI LI JUAN (CHINA (MAINLAND)), MR. FANG GUO FU (CHINA (MAINLAND)), MR. FANG QI (CHINA (MAINLAND)) | देउराली नुडल्स प्रा.लि. | ललितपुर जिल्ला सैवु भसेपाटा गावडा .स.वि. २ .नं | 2,50,00,000 | 1,70,00,000 | NOODLES 1000 MT | 35 |
| 178 | श्री दिनुप कुमार बराल समेत नेपाल) (I | इको पोलिमस प्रा.लि. | काठमाडौं जिल्ला थानकोट गावडा .स.वि. ९ .नं | 4,80,00,000 | 3,20,00,000 | WATER STORAGE TANK (8000 PCS, 200-5000 LITERS) 144 M.T., PVC PIPES 150 M.T., PPR PIPES 216 M.T., CPVC PIPES 100 M.T. | 58 |
| 179 | श्री कालीचरण अग्रवाल समेत नेपाल) (I | यति प्लास्टो एण्ड पाइप इण्डस्ट्रिज प्रा.लि. | धनुषा जिल्ला ढल्केवर गार .वडा नं .स.वि. | 4,70,00,000 | 3,60,00,000 | WATER STORAGE TANK 400 M.T., PLASTIC FILM/SHEET 450 M.T., AGRICULTURAL PIPES/DELIVERY PIPE 250 M.T., COMMERCIAL PIPES OF | 37 |

| S.N. | Owner's Name | Company Name | Address | Total Capital | Fixed Capital | Product & Annual Capacity | Employment |
|------|--|--|---|----------------|---------------|---|------------|
| | | | | | | VARIOUS DIAMETER 300 M.T. | |
| 180 | श्री विमला अग्रवाल समेत (नेपाल) | ज्योति पोलिमर इण्डस्ट्रिज (२-शाखा उद्योग) | तनहुँ जिल्ला आवुखैरेनी गा .स.वि. ६ .वडा नं | 4,10,00,000 | 3,00,00,000 | PET BOTTLES 160 M.T., PET PREFORMS 260 M.T., BLOW MOLDED GOODS 25 M.T. | 50 |
| 181 | श्री श्याम सुन्दर सारडा समेत नेपाल) (I | प्रफेक्ट फुड्स प्रा.लि. | सुनसरी जिल्ला दुहवी गा५ .वडा नं .स.वि. | 9,00,00,000 | 6,00,00,000 | CHEWING GUM 500 M.T., CANDY 1500 M.T. | 100 |
| 182 | श्री शाहिल अग्रवाल (नेपाल) | जगदम्बा फुड्स प्रा .लि. १ - शाखा उद्योग | रूपन्देही जिल्ला सिद्धाथनगर नगरपालिका वडा नं. ४ | 24,50,00,000 | 15,40,00,000 | मैदा 38200 मे.ट., आटा 6600 मे.ट., सुजी 6600 मे.ट., चोकर 13200 मे.ट. | 94 |
| 183 | श्री ताराप्रसाद पोखरेल समेत (नेपाल) | SHUVASHREE AGNI CEMENT UDDYOG PVT. LTD. | अघाखाँची जिल्ला जलुके गावडा .स.वि. ६ .नं | 4,50,00,00,000 | 4,28,00,000 | CLINKER 279510 M.T., ORDINARY PORTLAND CEMENT (OPC) 33000 M.T., PORTLAND POZZOLANA CEMENT (PPC) 33000 M.T., PORTLAND SLAG CEMENT (PSC) 33000 M.T. | 190 |
| 184 | श्री विष्णुप्रसाद न्यौपाने समेत नेपाल) (I | SHUBHA SHREE JAGDAMBA CEMENT MILLS BRANCH UNIT - 1 | पसा जिल्ला चोर्ना गा४ .वडा नं .स.वि. | 4,75,00,000 | 3,15,00,000 | सिमेन्ट एडेन्टिभ 12000 मे.ट. | 37 |
| 185 | श्री उषादेवी अग्रवाल (नेपाल) | UCHHA HIMAL PRODUCTS | पसा जिल्ला लिपनी विता गा .वडा नं .स.वि. ६ | 16,00,00,000 | 6,00,00,000 | लेन पान मसला 500 मे.ट., गुटखा 3000 मे.ट., प्रशोधित सुपारा 1600 मे.ट., CHEWING TOBACCO (KHAINI/SURTI) 3000 मे.ट. | 110 |

Mineral Based Industry

| S.N. | Owner's Name | Company Name | Address | Total Capital | Fixed Capital | Product & Annual Capacity | Employment |
|-------------------------|---|-------------------------------------|--|---------------|---------------|---|------------|
| 186 | M/S ASSOCIATED SOAPSTONE DISTRIBUTING COMPANY PVT. LTD. (INDIA), MR. DEVENDRA GAUTAM (NEPAL), MR. DEVDUTTA GAUTAM (NEPAL), MR. SHIVA RAM POUDEL (NEPAL) | A.S.D.C. ASIA PVT. LTD. | तनहुँ जिल्ला, हकपुर र मनपाड गा.स.वि. | 7,50,00,000 | 5,50,00,000 | TALC POWDER 10500 MT, TALC ORE 12600 MT | 50 |
| 187 | MS. LI XINHUA (CHINA) | HUA NI MINING COMPANY PVT. LTD. | दाङ जिल्ला गोवरडिहा गा.स.वि. | 3,00,00,000 | 2,60,00,000 | PLACER GOLD 18 KG | 212 |
| Service Industry | | | | | | | |
| 188 | Mr. Cao Lin (CHINA) | ट्रष्ट सफ्टवेयर डेभलपमेन्ट प्रा.लि. | ललितपुर जिल्ला, धापाखेल गा.स.वि. ८ वडा नं | 3,00,00,000 | 2,50,00,000 | Software Development 300 Packages | 55 |
| 189 | Mr. Kiyoshi Ushijima (Japan) | मरीना ल्याङ्गवेज सेन्टर प्रा.लि. | काठमाडौं जिल्ला, का.वडा नं. पा.न.म. १५, स्वयम्भु | 2,00,00,000 | 1,70,00,000 | English Language Training 500 Students, Japanese Language Training 400 Students | 37 |
| 190 | M/s Dargan Financial Pty. Ltd. (Australia) | एचनेपाल .इ.एल. लि.प्रा | काठमाडौं जिल्ला, का.वडा नं. पा.न.म. ११ | 50,00,000 | 43,00,000 | BPO of Admin Support 100 times, BPO of Internet Marketing 100 | 10 |

| S.N. | Owner's Name | Company Name | Address | Total Capital | Fixed Capital | Product & Annual Capacity | Employment |
|------|---|--|--|-----------------|-----------------|--|------------|
| | | | | | | times, BOP of IT Support 365 times, BPO of Business Process Outsour cing 365 times | |
| 191 | Mr. Li Chaoxiong (CHINA) | प्रफेक्ट कम्प्यूटर ट्रेनिङ्ग प्रा.लि. | ललितपुर जिल्ला, ललितपुर उ.वडा नं .पा.न.म. ३, सानेपा | 2,50,00, 000 | 2,00,00,0 00 | Comput er Training 900 Student s | 40 |
| 192 | Mr. Tung-Hai Shao (Republic of CHINA) | एक्सन वेलफेयर इन्टरनेशनल कम्पनी प्रा.लि. | काठमाडौं जिल्ला, जोरपाटा गा .स.वि. ८ .वडा नं | 3,50,00, 000 | 3,25,00,0 00 | vocation al training (skilled manpo wer) 500 persons, vocation al training (semi skilled manpo wer) 1000 persons | 75 |
| 193 | MS. TAN SO HIANG (MALAYSIA) | इसा इन्टरनेशनल चाइनिज ट्रेनिङ्ग प्रा.लि. | काठमाडौं जिल्ला, का .वडा नं .पा.न.म. १७ | 50,00,0 00 | 36,60,00 0 | CHINESE LANGUA GE TRAININ G 200 PERSON S | 25 |
| 194 | MR. GI HYUN CHA (KOREA) | लाईट हाउस ल्याङ्गवेज ईन्स्टाच्यूट | काठमाडौं जिल्ला, कावडा .पा.न.म. | 50,00,0 00 | 40,00,00 0 | ENGLIS H LANGUA | 27 |

| S.N. | Owner's Name | Company Name | Address | Total Capital | Fixed Capital | Product & Annual Capacity | Employment |
|------|---|---|--|---------------|---------------|--|------------|
| | | प्रा.लि. | ३.नं | | | GE TRAINING 600 PERSONS, KOREAN LANGUAGE TRAINING 300 PERSONS | |
| 195 | श्री विनोद सुवेदी, श्री तारानाथ ढकाल, श्री सूर्य प्रसाद सुवेदी, MR. YEON HO LEE (S. KOREA) | सउल इन्टरनेशनल ल्याङ्गवेज इन्स्टिच्युट प्रा.लि. | काठमाडौं जिल्ला, गांगबु गा .स.वि. ५ वडा नं | 1,00,00,000 | 88,00,000 | KOREAN LANGUAGE TRAINING 600 PERSONS | 21 |
| 196 | MR. MINGWEN CHEN (CHINA) | छेन ल्याङ्गवेज सेन्टर प्रा.लि. | काठमाडौं जिल्ला, का वडा नं .पा.न.म. २९, ठमेल | 50,00,000 | 43,00,000 | CHINESE LANGUAGE TRAINING 300 PERSONS, ENGLISH LANGUAGE TRAINING 200 PERSONS, NEPALI LANGUAGE TRAINING 200 PERSONS | 19 |
| 197 | MR. KHANDAKER KAMROZAMAN (BANGLADESH), MR. LI JIANXIN | लान सियान सफ्टवेयर प्रा.लि. | काठमाडौं जिल्ला, कावडा .पा.न.म. १३.नं | 2,50,00,000 | 2,00,00,000 | SOFTWARE DEVELOPMENT | 170 |

| S.N. | Owner's Name | Company Name | Address | Total Capital | Fixed Capital | Product & Annual Capacity | Employment |
|------|--|--|--------------------------------------|---------------|---------------|--|------------|
| | (CHINA), MS. LAZANG (CHINA), MR. LIU XINGQUAN (CHINA), MS. HE YANQING (CHINA) | | | | | 400 PACKAGES | |
| 198 | MR. HUANG SONGRONG (CHINA), MR. LI HAITANG (CHINA), MS. LIU YUANFEN (CHINA), MS. CHU CHANGHUI (CHINA), MR. LI XUEJUN (CHINA) | यिङ्ग हुआ ल्याङ्गवेज ट्रेनिङ्ग इन्टिच्युट प्रा.लि. | काठमाडौं जिल्ला, कार१९-पा.न.म., ठमेल | 2,50,00,000 | 2,00,00,000 | CHINESE LANGUAGE 900 PERSONS | 28 |
| 199 | MR. NAWAZISH ALI (PAKISTAN), MR. ABDUL SATTAR (PAKISTAN), MR. MUHAMMAD JABBAR (PAKISTAN) | जामिया तुल मदीना ल्याङ्गवेज सेन्टर प्रा.लि. | काठमाडौं जिल्ला, का१६ .पा.न.म. | 1,50,00,000 | 1,38,00,000 | URDU LANGUAGE TRAINING 150 PERSONS, ARABIC LANGUAGE TRAINING 150 PERSONS, ENGLISH LANGUAGE TRAINING 150 PERSONS, KOREAN LANGUAGE TRAINING 150 PERSONS, FRENCH LANGUAGE | 19 |

| S.N. | Owner's Name | Company Name | Address | Total Capital | Fixed Capital | Product & Annual Capacity | Employment |
|------|---|--|---|---------------|---------------|---|------------|
| | | | | | | GE TRAINING 150 PERSONS | |
| 200 | M/S AIZU TRADING CO. LTD. (JAPAN), M/S VINAYAK COLLEGE & HEALTH SCIENCE (NEPAL), MS. PUNAM THAPA (NEPAL) | आइजु कन्सल्टिङ प्रा.लि. | ललितपुर जिल्ला, ललितपुर उ.वडा नं. पा.न.म. ३ | 70,00,000 | 58,00,000 | JAPANESE LANGUAGE TRAINING 100 PERSONS | 10 |
| 201 | MR. LI CHUANGUO (CHINA), MR. WANG YULONG (CHINA), MR. ZHANG FENGJIE (CHINA), MS. HU XIAOHUI (CHINA), MS. WEI ZHAOPING (CHINA), MS. WANG YUAN (CHINA), MR. LIANG GUANGMING (CHINA) | मेट्रो ल्याङ्ग्वेज ट्रेनिङ इन्स्ट्रिच्यूट प्रा.लि. | ललितपुर जिल्ला, ललितपुर उ.वडा नं. पा.न.म. १५, खुमलटार | 3,50,00,000 | 2,90,00,000 | CHINESE LANGUAGE TRAINING 900 PERSONS | 23 |
| 202 | श्री अरुण शमा समेत | कृष्णा इन्टरनेशनल एग्री प्रा.लि. | मोरङ जिल्ला, रंगेली गा.स.वि. ८.वडा नं. | 4,30,00,000 | 3,54,55,000 | COLD STORAGE 2000 MT | 14 |
| 203 | M/S RAMRAJ ENGINEERING PVT. LTD. (INDIA) | रामराज इन्जिनियरिङ प्रा.लि. | ललितपुर जिल्ला, ललितपुर उ.वडा नं. पा.न.म. ७, ग्वार्का | 90,00,000 | 30,00,000 | CONSTRUCTION SERVICE सम्बन्धी कार्य 1000000 RS. बराबरको | 100 |
| 204 | M/S JVM DIGITAL AS (NORWAY) | जेनेपाल .एम.भी. लि.प्रा. | काठमाडौं जिल्ला, का.वडा नं. पा.न.म. | 50,00,000 | 40,00,000 | SOFTWARE DEVELO | 27 |

| S.N. | Owner's Name | Company Name | Address | Total Capital | Fixed Capital | Product & Annual Capacity | Employment |
|------|---|-----------------------------------|---|---------------|---------------|--|------------|
| | | | १० | | | PMENT 120 PACKAG ES | |
| 205 | MR. SHALOM OFER LEVI (ISRAEL), MR. JACOB MOAS (ISRAEL), MR. PREM LAMA (NEPAL) | जेलि.पी प्रा.ओ. | काठमाडौं जिल्ला, मण्डिखाटार गा ३ .वडा नं .स.वि. माEquipment Storage Yard रहने गरी का .पा.न.म. ४ .वडा नं | 4,90,00,000 | 4,40,00,000 | CONSTR UCTION SERVICE FOR INFRASTR UCTUR E DEVELO PMENT LIKE HYDROP OWER, ROADS, BRIDGE S, BUILDIN GS सम्बन्धी कार्य 800000 00 RS. | 65 |
| 206 | MR. HUNG MING-HUNG (CHINA), MS. WANG PAO-CHU (CHINA) | थियान लाई एजुकेशन सेन्टर प्रा.लि. | काठमाडौं जिल्ला, का .वडा नं .पा.न.म. २, लार्जिम्पाट | 1,00,00,000 | 90,00,000 | CHINESE LANGUA GE TRAININ G 300 PERSON S | 9 |
| 207 | MR. DAVID CHARLES HENDERSON (USA) | हेन्डरसन टेक्नोलोजिज प्रा.लि. | ललितपुर जिल्ला, ललितपुर ५ .वडा नं .पा.न.म. ५ | 50,00,000 | 43,00,000 | DIFFERE NT TYPES OF SOFTW ARE DEVELO PMENT 50 PACKAG ES | 24 |
| 208 | MR. MEI YUN (CHINA) | माबु ल्याङ्गवेज | काठमाडौं जिल्ला, | 50,00,000 | 40,00,000 | CHINESE LANGUA | 29 |

| S.N. | Owner's Name | Company Name | Address | Total Capital | Fixed Capital | Product & Annual Capacity | Employment |
|------|---|--|--|-----------------|-----------------|--|------------|
| | | सेन्टर प्रा.लि. | का३० .पा.न.म., महाबौद्ध | | | GE TRAINING 250 STUDENTS, ENGLISH LANGUAGE TRAINING 250 STUDENTS | |
| 209 | MR. ZHANG XIANG (CHINA), MR. WANG XU (CHINA), MS. CICHENGZHUOMA (CHINA), MR. ZHANG HUIJUN (CHINA), MR. LIU YANGING (CHINA), MR. CHEN CHUN-MING (CHINA (TAIWAN)), MR. YU JIN-GUAN (CHINA (TAIWAN)) | सुनौलो ल्याङ्ग्वेज ट्रेनिङ्ग इन्स्टिट्यूट प्रा.लि. | ललितपुर जिल्ला, ललितपुर ३१५ .पा.न.म., खुमलटार | 3,50,00, 000 | 3,00,00,0 00 | CHINESE LANGUAGE TRAINING 750 STUDENTS | 27 |
| 210 | M/S HUBEI CHANGJIANG CHONGWEN INTERNATIONAL CULTURAL EXCHANGE CO. LTD. (CHINA) | छाङ्गच्याङ्ग कल्चरल डेभलपमेण्ट कम्पनी प्रा.लि. | काठमाडौं जिल्ला, गाँगबु गा .स.वि. ६ .वडा नं | 1,00,00, 000 | 82,00,00 0 | PRINT सम्बन्धी कार्य 300000 00 RS. | 32 |
| 211 | MR. TANAKA TOMIO (JAPAN), MS. IKEHARA REIKO (JAPAN), MS. SUZUKI YUMI (JAPAN) | एसअकाने .टो. जापानिज ल्याङ्ग्वेज .लि.सेन्टर प्रा | काठमाडौं जिल्ला, का४ .पा.न.म. | 1,50,00, 000 | 1,30,00,0 00 | ENGLISH LANGUAGE TRAINING 300 PERSONS, JAPANESE LANGUAGE | 30 |

| S.N. | Owner's Name | Company Name | Address | Total Capital | Fixed Capital | Product & Annual Capacity | Employment |
|------|---|--------------------------------|--|---------------|---------------|---|------------|
| | | | | | | GE TRAINING 100 PERSONS, KOREAN LANGUAGE TRAINING 300 PERSONS | |
| 212 | M/S OM LOGISTICS LTD. (INDIA) | ओम लॉजिस्टिक्स नेपाल प्रा.लि . | काठमाडौं जिल्ला, का.वडा नं. पा.न.म. १० | 50,00,000 | 35,00,000 | CARGO HANDLING 5000 MT | 45 |
| 213 | MR. MICHAEL ANTHONY KRAMER (USA), MR. JASON DALE LOPER (USA) | इनभिजन विल्डस प्रा.लि. | ललितपुर जिल्ला ललितपुर उप महानगरपालिका वडा नं. २ | 3,00,00,000 | 1,92,00,000 | CONSTRUCTION SERVICE 850000 RS | 81 |
| 214 | MR. SEONGYUN CHIN (SOUTH KOREA), MS. HEAYONG HWANG (SOUTH KOREA), MS. SEON HEUI HAM (SOUTH KOREA) | बोएसीस हाउस प्रा.लि. | ललितपुर जिल्ला ललितपुर उप महानगरपालिका वडा नं. ४ | 1,50,00,000 | 99,00,000 | ENGLISH LANGUAGE TRAINING 150 PERSONS, KOREAN LANGUAGE TRAINING 150 PERSONS | 27 |
| 215 | MR. MARK ANTHONY JACKSON (UK), MR. MATTHEW HENRY WHITEMAN (USA), MS. INEKE FROHNHOFEN | रिमोट कार्गो प्रा.लि. | काठमाडौं जिल्ला काठमाडौं महानगरपालिका वडा नं. ७ | 1,50,00,000 | 1,20,00,000 | INTERNATIONAL CARGO HANDLING 5500 MT | 23 |

| S.N. | Owner's Name | Company Name | Address | Total Capital | Fixed Capital | Product & Annual Capacity | Employment |
|------|---|--|--|---------------|---------------|---|------------|
| | (GERMANY) | | | | | | |
| 216 | MR. GAN ZHIMING (CHINA), MR. MA YOUNBU (CHINA), MR. DENG RANG (CHINA), MR. ZHANG SHENG (CHINA), MR. WANG XUEZHONG (CHINA), MR. CHEN WENQIANG (CHINA), MR. HUKAN (CHINA) | कन्भस ल्याङ्गवेज ट्रेनिङ इन्स्ट्रिच्युट प्रा.लि. | ललितपुर जिल्ला ललितपुर उप महानगरपालिका वडा नं१५ . | 3,50,00,000 | 2,90,00,000 | CHINESE LANGUAGE TRAINING 900 STUDENTS | 30 |
| 217 | MR. ASIF MASOOD MIR (PAKISTAN), MR. ZENG ZHIXUE (CHINA), MR. YANG YAJUN (CHINA) | ईलाइट सफ्टवेयर डेभलपमेन्ट प्रा.लि. | ललितपुर जिल्ला ललितपुर उप महानगरपालिका वडा नं१५ . | 1,50,00,000 | 95,00,000 | SOFTWARE DEVELOPMENT 200 PACKAGES | 40 |
| 218 | MS. ERIKA HAYAKUMO (JAPAN), MR. YOSHIOMI RYU (JAPAN) | एम्बिसियस जापानिज ल्याङ्गवेज सेन्टर प्रा.लि. | काठमाडौं जिल्ला काठमाण्डौं महानगरपालिका वडा नं३१ . | 1,00,00,000 | 80,00,000 | ENGLISH LANGUAGE TRAINING 300 PERSONS, JAPANESE LANGUAGE TRAINING 300 PERSONS | 27 |
| 219 | M/S EA OUTSOURCE (NEPAL) LTD (UK) | इए आउटसोस नेपाल प्रा.लि. | काठमाडौं जिल्ला काठमाण्डौं महानगरपालिका वडा नं३३ . | 50,00,000 | 46,00,000 | OUTSOURCED DATA PROCESSING 4800 HOURS | 13 |

| S.N. | Owner's Name | Company Name | Address | Total Capital | Fixed Capital | Product & Annual Capacity | Employment |
|------|--|---|--|--------------------|-----------------|--|------------|
| 220 | MR. JAE HO KIM (SOUTH KOREA), MS. MIHYE KIM (SOUTH KOREA), MR. JAE-YOUNG PARK (SOUTH KOREA) | केहोल्डिङ्गस् . .लि.प्रा | ललितपुर जिल्ला ललितपुर उप महानगरपालिका वडा नं५ . | 1,80,00, 00,000 | 4,70,00,0 00 | FINANCIAL INVESTMENT 10 PROJECTS, SHARE INVESTMENT 8 PROJECTS, OR, ANNUAL INVESTMENT CAPACITY - NRS. 175000 DEVELOPMENT & PROMOTION OF VARIOUS TYPES OF PROJECTS 18 PROJECTS | 50 |
| 221 | MS. ZHOU YONGMEI (CHINA), MS. SU JIANJUAN (CHINA), MR. CHU JIFENG (CHINA), MS. LI XIAOFENG (CHINA), MR. LIU JIANXIN (CHINA), MR. HE XINYING (CHINA), MR. ZHOU JIYE (CHINA) | मनिङ्ग स्टार ल्याङ्गवेज ट्रेनिङ्ग इन्स्टिट्यूट प्रा.लि. | ललितपुर जिल्ला ललितपुर उप महानगरपालिका वडा नं१३ . | 3,50,00, 000 | 3,00,00,0 00 | CHINESE LANGUAGE TRAINING 800 STUDENTS | 27 |
| 222 | MS. ANASTASIYA BALASHOVA (UKRAINE) | बाला ल्याङ्गवेज ट्रेनिङ्ग सेन्टर प्रा.लि. | काठमाडौं जिल्ला काठमाण्डौं | 50,00,0 00 | 40,00,00 0 | ENGLISH LANGUAGE | 25 |

| S.N. | Owner's Name | Company Name | Address | Total Capital | Fixed Capital | Product & Annual Capacity | Employment |
|------|--|--|---|---------------|---------------|---|------------|
| | | | महानगरपालिका वडा नं१६ . | | | GE TRAINING 250 PERSONS, RUSSIAN LANGUAGE TRAINING 250 PERSONS | |
| 223 | M/S LINE SYSTEM ENGINEERING (KAZAKHSTAN) | लाईन सिस्टम इन्जिनियरिङ नेपाल प्रा.लि. | काठमाडौं जिल्ला काठमाण्डौं महानगरपालिका वडा नं३२ . | 50,00,000 | 30,00,000 | CONSTRUCTION SERVICE 300000 00 बराबर | 20 |
| 224 | MR. SAI LI (CHINA) | लि साइ ल्याङ्गवेज ट्रेनिङ सेन्टर प्रा.लि. | काठमाडौं जिल्ला काठमाण्डौं महानगरपालिका वडा नं१६ ., पकनाजोल | 50,00,000 | 40,00,000 | CHINESE LANGUAGE TRAINING 400 PERSONS, ENGLISH LANGUAGE TRAINING 400 PERSONS | 32 |
| 225 | MR. SEONG KWEON CHANG (SOUTH KOREA) | जिपब्लिकेशन .आर. .लि.प्रा | ललितपुर जिल्ला खोकना गा .स.वि. ५ .वडा नं, खोकना | 1,00,00,000 | 76,00,000 | BOOKS, LEAFLETS, CATALOGS ETC. 200 NOS. | 24 |
| 226 | MR. KHAN MOHAMMAD JAKIR HOSSAIN (BANGLADESH), | गासी सफ्टवेयर प्रा.लि. | काठमाडौं जिल्ला काठमाण्डौं महानगरपालिका | 2,50,00,000 | 2,00,00,000 | SOFTWARE DEVELOPMENT | 170 |

| S.N. | Owner's Name | Company Name | Address | Total Capital | Fixed Capital | Product & Annual Capacity | Employment |
|------|---|---|--|---------------|---------------|---|------------|
| | MR. WANG LIANGQUAN (CHINA), MR. NIMAJIANGCUN (CHINA), MR. GAXI (CHINA), MS. HASHIZUME MISA (JAPAN) | | वडा नं२ . | | | 400 PACKAG E | |
| 227 | MR. IBRAHIM TOMAKIN (TURKEY) | अनादोलु ल्याङ्गेज सेन्टर प्रा.लि. | काठमाडौं जिल्ला काठमाण्डौ महानगरपालिका वडा नं४ . | 1,50,00,000 | 1,38,00,000 | ENGLIS H LANGUA GE TRAININ G 200 PERSON S, TURKIS H LANGUA GE TRAININ G 200 PERSON S, FRENCH LANGUA GE TRAININ G 150 PERSON S, GERMA N LANGUA GE TRAININ G 150 PERSON S | 24 |
| 228 | MR. XIANG YANG (CHINA), MR. BAI QIANG (CHINA), MS. MO LI (CHINA), MS. XU QIONGZHEN (CHINA), MR. CAI | अन्नपूण ल्याङ्गेज ट्रेनिङ्ग सेन्टर प्रा.लि. | काठमाडौं जिल्ला मनमैजु गा .स.वि. ३ वडा नं | 3,50,00,000 | 2,90,00,000 | CHINESE LANGUA GE TRAININ G 900 PERSON S | 30 |

| S.N. | Owner's Name | Company Name | Address | Total Capital | Fixed Capital | Product & Annual Capacity | Employment |
|------|--|---|---|----------------|---------------|---|------------|
| | YINGMING (CHINA), MR. FAN TIANXIANG (CHINA), MR. SANMUZHOU (CHINA) | | | | | | |
| 229 | DAWUT FOREIGN TRADE LIMITED (HONG KONG), DSL INTERNATIONAL (S) PVT. LTD. (SINGAPORE), DSL INTERNATIONAL HYDRO POWER PVT. LTD (NEPAL) | डि .एल.एस. इन्भेष्टमेण्ट कम्पनी लि.प्रा | काठमाडौं जिल्ला काठमाण्डौ महानगरपालिका वडा नं३२ . | 1,25,00,00,000 | 4,70,00,000 | FINALCI AL INVEST MENT PROJEC TS 10 PROJEC TS, SHARE INVEST MENT 15 PROJEC TS, DEVELO PMENT & PROMO TION OF INFRASTR UCTUR E PROJEC TS 18 PROJEC TS | 50 |
| 230 | MR. LUO BU (CHINA), MR. MA JINXIAO (CHINA), MRS. WANG YINGXIU (CHINA), MR. NIMEIDUO ERJIE (CHINA), MRS. ZHOU CAI (CHINA), MR. XIAO SA (CHINA), MR. LI XINYOU (CHINA) | लनिङ्ग सेन्टर प्रा.लि. | ललितपुर जिल्ला ललितपुर उप महानगरपालिका वडा नं१५ . | 3,50,00,000 | 2,90,00,000 | LANGUA GE TRAININ G 900 PERSON | 30 |
| 231 | श्री अल्टाइ हिमालय वकशप | अल्टाई हिमालय वकशप प्रा.लि. | काठमाडौं जिल्ला सितापाईला | 3,00,00,000 | 2,70,00,000 | YARN/FI BER/FA | 40 |

| S.N. | Owner's Name | Company Name | Address | Total Capital | Fixed Capital | Product & Annual Capacity | Employment |
|------|---|---|---|---------------|---------------|--|------------|
| | प्रा) .लि.NEPAL) | | गार .वडा नं .स.वि. | | | BRIC DYEING 275 MT | |
| 232 | MR. SUNG WOO LEE (SOUTH KOREA), MR. JOHN YI (SOUTH KOREA) | नयाँ बाटो गिल प्रा.लि. | ललितपुर जिल्ला ललितपुर उप महानगरपालिका वडा नं४ . | 1,00,00,000 | 88,00,000 | KOREAN 300 PERSON , ENGLISH LANGUAGE TRAINING 100 SEATS, NEPALI LANGUAGE TRAINING 100 SEATS, COMPUTER & MUSIC TRAINING 200 SEATS | 20 |
| 233 | MR. JUN KYOUNG EO (SOUTH KOREA), MR. YEON JEONG KIM (SOUTH KOREA) | लिभिड स्टोन म्युजिक स्कूल प्रा.लि. | ललितपुर जिल्ला सैवु भसेपाटा गा .वडा नं .स.वि. ४ | 1,00,00,000 | 89,00,000 | MUSICAL TRAINING 500 PERSONS | 17 |
| 234 | MR. ONE TO WATCH B.V. (NETHERLANDS), MR. NIRAJ KHANAL (NEPAL) | वन टु वाच नेपाल प्रा.लि. | ललितपुर जिल्ला ललितपुर उप महानगरपालिका वडा नं३ . | 52,63,000 | 48,00,000 | BUSINESS PROCESSING OUTSOURCE (B.P.O.) SERVICE 5800 HOURS | 15 |
| 235 | MS. TANZIFCO EMIRATES L.L.C. (UNITED ARAB | तान्जिफको क्लिनिङ्ग एण्ड वेष्ट म्यानेजमेन्ट | काठमाडौं जिल्ला काठमाडौं | 70,00,000 | 58,00,000 | CLEANING TRAINING | 14 |

| S.N. | Owner's Name | Company Name | Address | Total Capital | Fixed Capital | Product & Annual Capacity | Employment |
|------|--|--|---|---------------|---------------|--|------------|
| | EMIRATES), MR. FAHIM SHAH (NEPAL) | सभिसेज प्रा.लि. | महानगरपालिका वडा नं४ . | | | G 350 PERSON | |
| 236 | MR. MARIE NICOLAS YVES JACQUES (FRANCE) | निलो स्टुडियो प्रा.लि. | ललितपुर जिल्ला ललितपुर उप महानगरपालिका वडा नं१८ . | 50,00,000 | 40,00,000 | SOFTWARE DEVELOPMENT 50 PACKAGE | 28 |
| 237 | MR. MASAYUKI UNO (JAPAN), MR. JAENYEONG PARK (SOUTH KOREA) | अोलिभ इन्टरनेशनल ल्याङ्गवेज कम्प्युटर ट्रेनिङ्ग इष्टिच्युट | रुपन्देही जिल्ला बुटवल नगरपालिका वडा नं१० . | 1,00,00,000 | 72,00,000 | ENGLISH LANGUAGE TRAINING 100 NOS., JAPANESE LANGUAGE TRAINING 100 NOS., KOREAN LANGUAGE TRAINING 100 NOS., COMPUTER TRAINING 100 NOS. | 22 |
| 238 | रामेश्वर थापा समेत (नेपाल) | नेपाल न्यूज नेटवर्क इन्टरनेशनल प्रा .लि. शाखा उद्योग | सुनसरी जिल्ला ईटहरा नगरपालिका वडा नं४ . | 4,98,00,000 | 4,61,00,000 | पत्रपत्रिका प्रकाशन गन 125000 PER | 21 |
| 239 | श्री रामेश्वर थापा समेत (नेपाल) | नेपाल न्यूज नेटवर्क इन्टरनेशनल प्रा .लि. | काठमाडौं जिल्ला काठमाडौं | 4,97,00,000 | 4,51,00,000 | पत्रपत्रिका | 25 |

| S.N. | Owner's Name | Company Name | Address | Total Capital | Fixed Capital | Product & Annual Capacity | Employment |
|------|---|-----------------------------------|---|---------------|---------------|--|------------|
| | | मुलउद्योग | महानगरपालिका वडा नं३५ . | | | प्रकाशन गन 165000 00 PER | |
| 240 | MS. BESTINET SDH BHD (MALAYSIA), MR. KAILASH KHADKA (NEPAL) | बेस्टिनेट नेपाल प्रा.लि. | काठमाडौं जिल्ला काठमाण्डौं महानगरपालिका वडा नं११ . | 1,00,00,000 | 80,00,000 | SOFTWARE DEVELOPMENT 100 PACKAGE, BPO CONTRACT 50 NOS. | 40 |
| 241 | श्री गञ्जना ढुङ्गाना समेत (नेपाल) | मिराज प्रिन्टिङ्ग सोलुसन प्रा.लि. | काठमाडौं जिल्ला काठमाण्डौं महानगरपालिका वडा नं४ . | 21,00,00,000 | 19,00,00,000 | छपाइ सम्बन्धी रु . 220000000 रु | 65 |
| 242 | MR. ASKA WENG WENG CHEN HSUAN (CHINA) | इन्टिगल टेक्नोलोजी प्रा. लि. | काठमाडौं जिल्ला प | 50,00,000 | 41,00,000 | SOFTWARE DEVELOPMENT 90 PACKAGE | 23 |
| 243 | MR. LIU JIAN SHENG (CHINA), MR. SONG RONG LI (CHINA), MR. ZHANG WEI ZHE (CHINA), MR. LIU YONG QIANG (CHINA), MR. LI SHUAI (CHINA) | म्ट ट्रेनिङ्ग प्रा. लि. | जिल्ला लि | 2,50,00,000 | 2,10,00,000 | COMPUTER TRAINING 900 NOS. | 35 |
| 244 | MR. ZHU HAN CHAO (CHINA), MR. ZHANG PENG | ल्याङ्गवेज प्रा. लि. | काठमाडौं जिल्ला प | 2,50,00,000 | 2,00,00,000 | CHINESE LANGUAGE TRAINING | 26 |

| S.N. | Owner's Name | Company Name | Address | Total Capital | Fixed Capital | Product & Annual Capacity | Employment |
|------|--|------------------------------|-------------------|---------------|---------------|---|------------|
| | (CHINA), MRS. ZHENG SHUHUI (CHINA), MS. LIU JIAN DI (CHINA), MR. XING JUN KAI (CHINA) | | | | | G 800 NOS. | |
| 245 | MR. TAK JEONG HEE (SOUTH KOREA), MR. DU SUN JEON (SOUTH KOREA) | ग्रेस कम्प्युटर ट्रेनिङ प्र. | काठमाडौं जिल्ला प | 1,00,00,000 | 71,00,000 | SOFTWARE DEVELOPMENT TRAINING 100 PERSON, COMPUTER HARDWARE TRAINING 100 PERSON | 15 |
| 246 | MR. MAZON DANIEL JOSEPH (USA) | न फ प प्र. | काठमाडौं जिल्ला प | 50,00,000 | 40,00,000 | SOFTWARE DEVELOPMENT 100 PACKAGE | 25 |
| 247 | MR. LU XIAO HONG (CHINA), MR. JIAN XINGLONG (CHINA), MR. XIONG YUANPING (CHINA), MR. WANG ZHENG (CHINA) | फस्ट एण्ड फास्ट प्र. | जिल्ला .ि. | 2,00,00,000 | 1,82,00,000 | INTERNATIONAL CARGO HANDLING 6100 MT | 35 |
| 248 | MS. YIN DU (CHINA), MS. HUIXIA JIANG (CHINA), MS. YAN SUN (CHINA), MS. MEIZHI FENG (CHINA), MS. JIANRUI WANG | क्षेत्रपाटी लनिङ न प्र. | काठमाडौं जिल्ला प | 3,00,00,000 | 2,74,00,000 | SOFTWARE DEVELOPMENT TRAINING 100 STUDENTS, | 23 |

| S.N. | Owner's Name | Company Name | Address | Total Capital | Fixed Capital | Product & Annual Capacity | Employment |
|------|--|------------------------------|-------------------|---------------|---------------|---|------------|
| | (CHINA), MS. HU AIHUA (CHINA) | | | | | BASIC COMPUTER TRAINING 100 STUDENTS | |
| 249 | MR. YU JIANG (CHINA), MR. LI HAIYUN (CHINA) | फि इ प्रि . . | फि ल | 2,00,00,000 | 1,80,00,000 | CARGO HANDLING 6000 MT | 30 |
| 250 | MRS. ZHANG CHANG SHOU (CHINA), MR. A PING REN (CHINA), MR. JIANG XUE MIN (CHINA), MR. XU ZHI FU (CHINA), MR. XIE XIAN CHAO (CHINA) | फि म् ट्रेनिङ्ग प्रा . . | काठमाडौं जिल्ला प | 2,50,00,000 | 2,10,00,000 | COMPUTER TRAINING 900 NOS. | 35 |
| 251 | श्री ग्र () | इन्फ्रास्ट्रक्चर प्रा . . | काठमाडौं जिल्ला प | 4,94,00,000 | 3,10,00,000 | फि यु म न TUNNEL , POWER HOUSE, HEAD WORKS सम्बन्धी . . . / | 202 |
| 252 | MR. BAI YAN BIAO (CHINA), MR. HUANG ZHI JIAN | पोटल्याण्ड सफ्टवेयर प्रा . . | काठमाडौं जिल्ला प | 2,50,00,000 | 2,20,00,000 | SOFTWARE DEVELO | 70 |

| S.N. | Owner's Name | Company Name | Address | Total Capital | Fixed Capital | Product & Annual Capacity | Employment |
|------|--|---------------------|--------------------|---------------|---------------|---|------------|
| | (CHINA), MR. LI SHUIQING (CHINA), MR. MOUYI LIU (CHINA), MR. LI CHEUK WAI (CHINA) | | | | | PMENT 300 PACKAG E | |
| 253 | MR. MICHAEL STAMPFER (UK) | फि प्र . . | काठमाडौं जिल्ला | 1,00,00,000 | 83,00,000 | SOFTWARE DEVELOPMENT 100 PACKAGES, COMPUTER TRAINING 100 NOS. | 13 |
| 254 | MR. SAKAE NATATA (JAPAN), MR. CHETAN THAPA | प फि प्र- य) . . (| काठमाडौं जिल्ला | 8,00,000 | 6,00,000 | SOFTWARE DEVELOPMENT 10 PACKAGES | 9 |
| 255 | MR. SAKAE NAGATA (JAPAN), MR. CHETAN THAPA | प फि प्र) . . य (| क ि ल मध्यपुर ठिमी | 8,00,000 | 6,00,000 | SOFTWARE DEVELOPMENT 10 PACKAGES | 9 |
| 256 | MR. AMIYA BHAUMIK (MALAYSIA) | प्र . . | काठमाडौं जिल्ला | 50,00,000 | 36,40,000 | ENGLISH LANGUAGE TRAINING 100 NOS., CHINESE LANGUAGE TRAINING 100 | 25 |

| S.N. | Owner's Name | Company Name | Address | Total Capital | Fixed Capital | Product & Annual Capacity | Employment |
|------|---|--|-----------------|---------------|---------------|--|------------|
| | | | | | | NOS. | |
| 257 | MS. SUSANNE WYSS (SWITZERLAND), MS. MONICA SILBERSCHMIDT (SWITZERLAND), MR. VAUGHAN JAMES AUBREY (UK), MR. ROBERTO TESORO (ITALY), MR. DUNCAN JAMES LACHLAN MACKINTOSH (UK) | क्षेत्रपाटी कम्प्युटर ट्रेनिङ्ग सेन्टर प्रा. | काठमाडौं जिल्ला | 2,50,00,000 | 2,27,00,000 | ENGLISH LANGUAGE TRAINING 300 NOS., JAPANESE LANGUAGE TRAINING 50 NOS., KOREAN LANGUAGE TRAINING 50 NOS. | 24 |
| 258 | MR. SHANTI M THIRUCHEL VASEGARAM (MALAYSIA) | बना प्र. | काठमाडौं जिल्ला | 1,00,00,000 | 75,00,000 | PUBLICATION OF BROCHURES, BOOKS, LEAFLETS, CATALOGS ETC. 225 PACKAGE | 24 |
| 259 | MS. CHU LAI CHAN (AUSTRALIA), MS. HUANG MIAOLING (CHINA) | नावा प्र. | काठमाडौं जिल्ला | 1,00,00,000 | 85,00,000 | CHINESE LANGUAGE TRAINING 450 NOS., ENGLISH LANGUAGE TRAINING 450 | 34 |

| S.N. | Owner's Name | Company Name | Address | Total Capital | Fixed Capital | Product & Annual Capacity NOS. | Employment |
|------|--|----------------------------------|-----------------|---------------|---------------|--|------------|
| 260 | MS. KERRY LOUISE WHITWORTH (AUSTRALIA), MS. GEORGINA LUCY ASHLEY FOSTER (UK) | पोखरा क्रियेटिभ डिजाइन्स प्रा. | सुर्खेत | 1,50,00,000 | 1,12,00,000 | PUBLICATION OF PRINTED ADVERTISEMENT MATERIALS (INCLUDING BROCHURES, LEAFLETS, CATALOGS PHOTO NOVELLA, PHOTOGRAPHS ETC.) 260 PACKAGE | 18 |
| 261 | MR. KHALIL MUHAMMAD (PAKISTAN), MR. SHAUKAT USMAN (PAKISTAN), MR. MD. SHADAB SALMANI (NEPAL) | सुर्खेत क्रियेटिभ डिजाइन्स प्रा. | काठमाडौं जिल्ला | 1,50,00,000 | 1,38,00,000 | URDU LANGUAGE TRAINING 150 PERSON , ARABIC LANGUAGE TRAINING 150 PERSON , ENGLISH LANGUAGE | 19 |

| S.N. | Owner's Name | Company Name | Address | Total Capital | Fixed Capital | Product & Annual Capacity | Employment |
|------|---|----------------------------|-------------------|---------------|---------------|---|------------|
| | | | | | | TRAINING 150 PERSON , KOREAN LANGUAGE TRAINING 150 PERSON , FRENCH LANGUAGE TRAINING 150 PERSON | |
| 262 | MR. KYLE MOHAMED (UK), MS. CLAIRE LOUISE BENNETT (UK) | ट्रेनिंग इन्स्टिट्यूट प्र. | काठमाडौं जिल्ला प | 1,00,00,000 | 90,00,000 | MANAGEMENT AND CARRIER SKILL TRAINING 600 NOS. | 30 |
| 263 | MR. EVANS JAY GARRETT (USA), MR. SHAHABUDDIN MD (BANGLADESH), MR. KABIR MD HUMAYUN (BANGLADESH), MR. ZENG FANCHANG (CHINA (MAINLAND)), MS. ZHAXILAMU (CHINA (MAINLAND)), MS. CLENDON KATHRYN RUTH (NEW ZEALAND), MS. KARYDI CHRYSOULA | ना फ ना प्र. | काठमाडौं जिल्ला प | 3,50,00,000 | 3,10,00,000 | SOFTWARE DEVELOPMENT 300 PACKAGE | 93 |

| S.N. | Owner's Name | Company Name | Address | Total Capital | Fixed Capital | Product & Annual Capacity | Employment |
|------|--|------------------------------------|-----------------|---------------|---------------|--|------------|
| | (GREECE) | | | | | | |
| 264 | MR. RASMUS JUUL OLSEN (DENMARK), MR. RAUSHAN KUMAR JAISWAL (NEPAL) | क्लाउड स्टुडियो प्रा. | काठमाडौं जिल्ला | 1,00,00,000 | 85,00,000 | SOFTWARE DEVELOPMENT 115 PACKAGE | 19 |
| 265 | MS. JIAN HAIYING (CHINA (MAINLAND)), MS. CHEN YAN (CHINA (MAINLAND)), MR. LIU YONG (CHINA (MAINLAND)), MR. ZHONG KAI (CHINA (MAINLAND)), MR. XIONG ZHIXIN (CHINA (MAINLAND)) | योङ्ग चुन ल्याङ्गवेज ट्रेनिङ प्रा. | चितवन जिल्ला | 2,50,00,000 | 2,00,00,000 | CHINESE LANGUAGE TRAINING 800 NOS. | 26 |
| 266 | MR. ZHOU HUA (CHINA (MAINLAND)), MR. ZHOU XIAOGANG (CHINA (MAINLAND)), MR. LIU FAWANG (CHINA (MAINLAND)), MR. XUE JIN YU (CHINA (MAINLAND)), MR. WANG JIE (CHINA (MAINLAND)) | मि. ट्रेनिङ प्रा. | काठमाडौं जिल्ला | 2,50,00,000 | 2,10,00,000 | COMPUTER TRAINING (MICRO SOFT, MULTIMEDIA, ACCOUNTING PACKAGE, GRAPHICS DESIGN, WEB, DESKTOP PROGRAMMING) 900 STUDENTS | 35 |

| S.N. | Owner's Name | Company Name | Address | Total Capital | Fixed Capital | Product & Annual Capacity | Employment |
|------|---|----------------------------|-----------------|---------------|---------------|--|------------|
| 267 | MR. BYUNGSOON YOO (SOUTH KOREA), MS. YOUNHEE KIM (SOUTH KOREA), MS. JIYOUNG PARK (SOUTH KOREA), MS. HYUNHEE JEON (SOUTH KOREA), MS. GAHYUN KIM (SOUTH KOREA), MR. JUNHYUK LEE (SOUTH KOREA), MR. JUNHYEOK KIM (SOUTH KOREA) | डोइंग गोइंग ट्रेनिंग प्र. | कास्का जिल्ला | 4,00,00,000 | 3,68,00,000 | ENGLISH LANGUAGE TRAINING 110 NOS., KOREAN LANGUAGE TRAINING 110 NOS., COMPUTER TRAINING 110 NOS. | 22 |
| 268 | क्षेत्र (), न्द्र क्षेत्र (), प्र () | कम्युनिकेशन सिस्टम प्र. | काठमाडौं जिल्ला | 4,60,00,000 | 3,20,00,000 | INTERNET 14000 PCS. | 57 |
| 269 | MS. JULIE LAM (AUSTRALIA) | इन्सपाएर ल्याइंगवेज न प्र. | काठमाडौं जिल्ला | 50,00,000 | 39,00,000 | ENGLISH LANGUAGE TRAINING 75 PERSON , JAPANESE LANGUAGE TRAINING 75 PERSON , KOREAN LANGUAGE TRAINING 75 | 18 |

| S.N. | Owner's Name | Company Name | Address | Total Capital | Fixed Capital | Product & Annual Capacity | Employment |
|------|--|---------------------------------|----------------------|---------------|---------------|---|------------|
| | | | | | | PERSON , CHINESE LANGUA GE 75 PERSON | |
| 270 | MR. TAEHWAN YOO (SOUTH KOREA) | फ ल्याङ्गवेज एकेडेमी प्र. | काठमाडौं जिल्ला प | 50,00,000 | 42,00,000 | KOREAN LANGUA GE TRAININ G 600 PERSON | 19 |
| 271 | MS. MELINDA JAYNE PHILLIPS (NEW ZEALAND), MS. DIANE MARIE SMITH (USA), MR. ROLAND HASS (GERMANY) | प्र. | सुनसरी जिल्ला | 1,50,00,000 | 1,30,00,000 | ENGLIS H LANGUA GE TRAININ G 100 PERSON , GERMA N LANGUA GE TRAININ G 100 PERSON , KOREAN LANGUA GE TRAININ G 100 PERSON , CHINESE LANGUA GE TRAININ G 100 PERSON | 22 |
| 272 | MR. HAN TENG (CHINA (HONG KONG)), MR. CHUA PECK SIONG | ल ङ्ग ट्रेनिङ्ग प्रा. | काठमाडौं जिल्ला प | 2,50,00,000 | 2,10,00,000 | LANGUA GE TRAININ G 700 | 26 |

| S.N. | Owner's Name | Company Name | Address | Total Capital | Fixed Capital | Product & Annual Capacity | Employment |
|------|---|---------------------------------|--------------------------------|---------------|---------------|--|------------|
| | (SINGAPORE), MS. LI TAO (CHINA (MAINLAND)), MS. WU YUN WEN (CHINA (MAINLAND)), MR. HU WEN JIN (CHINA (MAINLAND)) | | | | | PERSONS | |
| 273 | MR. QIN SHIYONG (CHINA (MAINLAND)), MR. LAI LI (CHINA (MAINLAND)), MR. LIN BO (CHINA (MAINLAND)), MR. ZHANG ZHENG BIN (CHINA (MAINLAND)), MS. GAI SHUANG (CHINA (MAINLAND)) | ट्रिडेन्ट डेभलपमेन्ट प्रा. | फिल | 2,50,00,000 | 2,10,00,000 | SOFTWARE DEVELOPMENT 250 PACKAGE | 75 |
| 274 | M/S BCF LIMITED (CHINA (HONG KONG)) | नेपाल स्कुलस ट्रेनिङ प्रा. | सॉफ्टवेयर | 2,22,00,000 | 2,00,00,000 | VOCATIONAL TRAINING/ORGANIC FARMING 370 PERSONS | 20 |
| 275 | MR. ROY MIADO ARTETA (PHILIPPINES) | सॉल्यूजिन्स इन्स्टिट्यूट प्रा. | सॉल्यूजिन्स इन्स्टिट्यूट प्रा. | 50,00,000 | 40,00,000 | TRAINING 500 PERSONS | 17 |
| 276 | MS. DANA ROBYAN CHUBB (USA), MR. DHRUB NARAYAN YADAV (NEPAL), MS. SUNITA KUMARI YADAV (NEPAL) | ग्रे ट्रेडिङ इन्स्टिट्यूट प्रा. | फिल | 1,50,00,000 | 1,35,00,000 | LANGUAGE TRAINING 240 PERSONS, COMPUTER TRAINING | 27 |

| S.N. | Owner's Name | Company Name | Address | Total Capital | Fixed Capital | Product & Annual Capacity | Employment |
|------|---|------------------------|-------------------|---------------|---------------|--|------------|
| | | | | | | G 250 PERSONS | |
| 277 | MR. JAMES STUART MCGUINNESS (NEW ZEALAND), MR. RICHARD PETER BULL (UK), MR. DA GELJE SHERPA (NEPAL), MR. NABIN TRITAL (NEPAL) | सु. वि. प्र. | काठमाडौं जिल्ला प | 1,20,00,000 | 99,00,000 | SOFTWARE DEVELOPMENT 75 PACKAGE, WEBSITE DEVELOPMENT 58 NOS. | 18 |
| 278 | MR. YOM SEONJEONG (SOUTH KOREA), MR. YEOM KWANGSU (SOUTH KOREA) | वि. प्र. फ. | काठमाडौं जिल्ला प | 1,00,00,000 | 85,00,000 | SOFTWARE DEVELOPMENT 150 PACKAGE | 27 |
| 279 | MS. LIU PING (CHINA (MAINLAND)), MS. FENG LANYIN (CHINA (MAINLAND)), MR. WU CAI (CHINA (MAINLAND)), MR. LI YUANBIN (CHINA (MAINLAND)) | ब्ल्याक हष कार्गो प्र. | काठमाडौं जिल्ला प | 2,00,00,000 | 1,60,00,000 | INTERNATIONAL CARGO HANDLING 10000 MT | 50 |
| 280 | MR. YANG YONG (CHINA (MAINLAND)), MR. ZHOU QI (CHINA (MAINLAND)), MR. GAO YUAN QING (CHINA (MAINLAND)) | वि. प्र. कम्पनी प्रा. | काठमाडौं जिल्ला प | 2,10,00,000 | 1,80,00,000 | INTERNATIONAL CARGO HANDLING 9000 MT | 40 |
| 281 | श्री श्रेष्ठ, (| वि. प्र. ल. सु. | वि. ल. प्र. वि. | 4,95,00,000 | 4,74,00,000 | वि. ल. सु. | 17 |

| S.N. | Owner's Name | Company Name | Address | Total Capital | Fixed Capital | Product & Annual Capacity | Employment |
|------|--|-----------------------------------|------------------------|---------------|---------------|---------------------------------------|------------|
| | | | | | | 4000 | |
| 282 | श्री क्षेत्र () | काफ्लेडी कोल्ड स्टोरेज प्रा. | भैरहवा | 4,45,00,000 | 4,29,00,000 | 4000 | 17 |
| 283 | M/S OM ASTHA CONSTRUCTION PVT. LTD. (INDIA) | कन्सट्रक्सन नेपाल प्रा. | काठमाडौं जिल्ला | 2,60,00,000 | 1,97,00,000 | CONSTRUCTION SERVICE 140000 000 RS. | 97 |
| 284 | MR. SU WEI DA (CHINA (MAINLAND)), MR. TANG XIAO BO (CHINA (MAINLAND)), MR. ZHUO MA DANZHENG (CHINA (MAINLAND)), MR. ZHENG ZHENG JIN (CHINA (MAINLAND)), MR. MA BAI KE (CHINA (MAINLAND)) | सु वेई दा प्रा. | काठमाडौं जिल्ला कतिपुर | 2,50,00,000 | 2,10,00,000 | SOFTWARE DEVELOPMENT 250 PACKAGES | 75 |
| 285 | MR. ZHOU YU (CHINA (MAINLAND)), MR. JI BIN (CHINA (MAINLAND)), MR. LI JIN CHONG (CHINA (MAINLAND)), MR. YU QING SHUN (CHINA (MAINLAND)), MR. ZHOU DING YUAN (CHINA (MAINLAND)) | यू चोङ्ग ल्याङ्गवेज ट्रेनिङ प्रा. | काठमाडौं जिल्ला कतिपुर | 2,50,00,000 | 2,10,00,000 | CHINESE LANGUAGE TRAINING 750 PERSONS | 28 |

| S.N. | Owner's Name | Company Name | Address | Total Capital | Fixed Capital | Product & Annual Capacity | Employment |
|--------------|---|---------------------------------------|------------------|---------------|---------------|--|------------|
| 286 | MR. JUNG DO YOUNG (SOUTH KOREA), MR. OH KOOTAHK (SOUTH KOREA) | | | 1,00,00,000 | 79,00,000 | PRINTED ADVERTISEMENT 140 NOS., PRINTED PUBLICATIONS MATERIALS 80 NOS. | 24 |
| Construction | | | | | | | |
| 287 | श्री () | NEPAL PURWADHAR BIKAS COMPANY LIMITED | काठमाडौं जिल्ला | 35,00,00,000 | 34,75,00,000 | TUNNEL HIGHWAY CONSTRUCTION AND OPERATION 59.95 K.M. | 100 |
| Tourism | | | | | | | |
| 288 | श्री श्रेष्ठ | ल प क्याम्प प्रा. | जिल्ला, | 1,90,00,000 | 1,70,00,000 | Hotel 11680 persons, Restaurant 21900 Persons | 50 |
| 289 | Mr. Peter Andrew Ashley (AUSTRALIA) | प्र. | कास्की जिल्ला, | 50,00,000 | 35,00,000 | Restaurant 60 Seats | 21 |
| 290 | श्री न | रोयल पेन्गुइन बुटिक प्रा. | काठमाडौं जिल्ला, | 15,00,00,000 | 14,00,00,000 | Hotel 48 Beds, Restaurant 250 Seats | 50 |

| S.N. | Owner's Name | Company Name | Address | Total Capital | Fixed Capital | Product & Annual Capacity | Employment |
|------|--|---|----------------------|---------------|---------------|---|------------|
| 291 | Ms. Kim Hee Sun (KOREA) | ह्यङ्गु सन प्रि. लि. | काठमाडौं जिल्ला, ... | 50,00,000 | 39,00,000 | Hotel 20 Beds, Restaurant 50 Seats | 34 |
| 292 | Mr. Linda Louise Rouse (USA) | लुइस रउस प्रि. लि. | ... जिल्ला, ... | 50,00,000 | 42,00,000 | Restaurant 50 Seats | 27 |
| 293 | Ms. Wei Ju-Wei ((TAIWAN) CHINA) | ह्यु वेइ क प्रि. लि. | काठमाडौं जिल्ला, ... | 50,00,000 | 40,00,000 | Restaurant 40 Seats | 14 |
| 294 | Mr. Thomas Alfred Berryman (AUSTRALIA), Mr. Kiran Raj Gautam (Nepal) | थोमस बरिमान प्रि. लि. | कास्की जिल्ला, ... | 5,00,00,000 | 4,70,00,000 | Hotel (30 beds or) 10950 guests, Restaurant (21900 guests) 60 seats | 45 |
| 295 | Mr. Yang Jianguo (CHINA) | ज्याङ्गु फ रेस्टुरेन्ट एण्ड बार प्रि. लि. | ... जिल्ला, ... | 5,90,00,000 | 5,50,00,000 | Restaurant 200 Seats | 46 |
| 296 | Mr. Pieter Arnold Johnston (South Africa) | पिटर जॉन्स्टन प्रि. लि. | ... जिल्ला, ... | 1,00,00,000 | 85,00,000 | Hotel (10 room) (7300 guests) 20 20 beds, Restaurant (10950 guests) 30 30 seats | 29 |
| 297 | Mr. Salzgeber Christian Jean (France) | साल्जगेबर प्रि. लि. | ... जिल्ला, ... | 56,00,000 | 39,00,000 | Hotel 30 beds, Restaurant 50 seats | 40 |

| S.N. | Owner's Name | Company Name | Address | Total Capital | Fixed Capital | Product & Annual Capacity | Employment |
|------|--|----------------------------|---|---------------|---------------|---|------------|
| 298 | MS. DALIA DERY (ISRAEL), MR. MILES ELLIOT CHADWICK (UK), MR. ANDRE RENTING (NETHERLANDS), MS. HSU-CHING WANG (CHINA) | क प्र . . | काठमाडौं जिल्ला, विष्णु बुढानिलकण्ठ | 2,00,00,000 | 1,79,00,000 | RESTAURANT 80 SEATS | 16 |
| 299 | MS. AJEKCAH OLESIA GOLUBEVA (RUSSIA), MR. JORGE EDUARDO ESTEBAN (USA), MS. TANG MEI (CHINA), MS. LUZ VIRGINIA LOPEZ MENDOZA (MEXICO) | क प्र . . | काठमाडौं जिल्ला, विष्णु बुढानिलकण्ठ | 2,00,00,000 | 1,85,00,000 | RESTAURANT 80 SEATS | 16 |
| 300 | MS. DIANA MISTRIKOVA (SLOVAK) | दिभाना होम्स प्रा. . | काठमाडौं जिल्ला, विष्णु बुढानिलकण्ठ | 50,00,000 | 40,00,000 | HOTEL 20 BEDS | 21 |
| 301 | MR. WOOK CHUNG (KOREA), MR. SUMIN LEE (KOREA) | इ एण्ड रेष्टुरेण्ट प्रा. . | कास्की जिल्ला, | 1,00,00,000 | 85,00,000 | HOTEL - 12 ROOMS 24 BEDS, RESTAURANT 30 SEATS | 35 |
| 302 | MR. HECTOR ALFREDO GOMEZ (ARGENTINA), MR. LUCAS JOEL GOMEZ (ARGENTINA) | प्र . . | ललितपुर जिल्ला, | 1,00,13,000 | 90,00,000 | RESTAURANT SERVICE 40 SEATS | 14 |
| 303 | MR. MARCO UMBERTO MARIO PILATI (ITALY), MR. GIANCARLO VIRGILIO GILBERTO FANTINI | डी प्र . . | सुनसरी जिल्ला, | 2,55,00,000 | 1,95,00,000 | HOTEL 28 BEDS, RESTAURANT 30 SEATS | 35 |

| S.N. | Owner's Name | Company Name | Address | Total Capital | Fixed Capital | Product & Annual Capacity | Employment |
|------|--|-------------------------------|-----------------------------|---------------|---------------|------------------------------------|------------|
| | (ITALY), MR. HIM LAL KAPRI (NEPAL) | | | | | | |
| 304 | MR. JIA DUSHENG (CHINA), MR. ZHAO RENIUO (CHINA), MR. DU ZHONGFA (CHINA), MR. YUAN LIANG (CHINA), MR. LI CHUNLAI (CHINA), MR. ZHOU ZHUME (CHINA) | फि प्र . . | काठमाडौं जिल्ला, | 3,50,00,000 | 2,90,00,000 | RESTAURANT 350 SEATS | 46 |
| 305 | MR. KAMAL JAIN (INDIA), MR. BHARAT GIRI (NEPAL) | प्र . . | भक्तपुर जिल्ला, त | 5,00,00,000 | 4,60,00,000 | VISITORS 310000 PERSONS | 310 |
| 306 | MS. LUCIE PECINKOVA (CZECH), MR. SAMIR NEWA (NEPAL) | रिसोर्ट प्रा . . | दिल, न | 1,10,00,000 | 97,00,000 | HOTEL 16 BEDS, RESTAURANT 25 SEATS | 25 |
| 307 | MR. LARS MAGNUS MOLANDER (FINLAND), MR. DIPAK KUMAR SHRESTHA (NEPAL) | गोकण हाउस रेस्टुरेण्ट प्र . . | काठमाडौं जिल्ला, | 1,00,00,000 | 75,00,000 | RESTAURANT 100 SEATS | 35 |
| 308 | MR. LEIF MARKUS RAFAEL FORSS (FINLAND), MR. BIR BAHADUR BISHWOKARMA (NEPAL), MR. MANISH RAMDAM (NEPAL) | प्र . . क | कास्की जिल्ला, | 1,50,00,000 | 1,30,00,000 | RESTAURANT 80 SEATS | 16 |
| 309 | MR. KHALEDD HUSNI (SYRIA), MS. REEM ABOUALSHAMAT | प प्र . . टु प | सुनसरी जिल्ला, | 1,30,00,000 | 1,00,00,000 | RESTAURANT 100 SEATS | 20 |

| S.N. | Owner's Name | Company Name | Address | Total Capital | Fixed Capital | Product & Annual Capacity | Employment |
|------|---|---|---------------------------|---------------|---------------|------------------------------------|------------|
| | (SYRIA), MR. MAHESHWOR BHANDARI (NEPAL) | | | | | | |
| 310 | MR. HAMAD ALI J. M. AL-THANI (QATAR), MR. NARENDRA KUMAR K. C. (NEPAL) | ब्लु होटल एण्ड रेष्टुरेन्ट प्रा. | काठमाडौं जिल्ला प | 1,00,00,000 | 85,00,000 | HOTEL 20 BEDS, RESTAURANT 30 SEATS | 25 |
| 311 | MR. THOMAS ANDRE PEDROLETTI (FRANCE), MR. BASANT RAJ DAWADI (NEPAL) | न प्रा. | सौं ल | 80,00,000 | 64,00,000 | HOTEL 30 BEDS, RESTAURANT 60 SEATS | 35 |
| 312 | MR. SHURONG SUN (CHINA), MR. YUEBING TANG (CHINA), MR. XIONG YONG (CHINA), MR. TANG HAI (CHINA), MR. XIAO HUAQUAN (CHINA) | जिउ डिड स्याङ होटल एण्ड रेष्टुरेन्ट प्रा. | काठमाडौं जिल्ला प | 4,00,00,000 | 3,60,00,000 | HOTEL 40 BEDS, RESTAURANT 60 SEATS | 41 |
| 313 | MR. OLCAY SENOL (TURKEY) | अनादोलु रेष्टुरेन्ट प्रा. | काठमाडौं जिल्ला प | 1,50,00,000 | 1,20,00,000 | RESTAURANT SERVICE 150 SEATS | 40 |
| 314 | MR. BYOUNGO NOH (SOUTH KOREA) | हुन प्रा. | सौं ल | 50,00,000 | 42,00,000 | RESTAURANT 60 SEATS | 24 |
| 315 | MS. WANG YUNCAI (CHINA) | चेङ्गदु किचन प्रा. | काठमाडौं जिल्ला प द | 70,00,000 | 55,00,000 | HOTEL 20 BEDS, RESTAURANT 50 SEATS | 30 |

| S.N. | Owner's Name | Company Name | Address | Total Capital | Fixed Capital | Product & Annual Capacity | Employment |
|------|--|---------------------------------------|-------------------------------|---------------|---------------|------------------------------------|------------|
| 316 | MS. CAIXIA CHEN (CHINA) | इ. ख. रेष्टुरेन्ट एण्ड गेष्ट प्र. . . | काठमाडौं जिल्ला प | 55,00,000 | 42,00,000 | HOTEL 44 BEDS, RESTAURANT 50 SEATS | 30 |
| 317 | श्री व प्र | प्र. . . | झापा जिल्ला बितामोड (. . .) | 50,66,57,832 | 50,00,80,300 | HOTEL 72 BEDS, RESTAURANT 75 SEATS | 22 |
| 318 | MR. RISHI KUMAR SHRESTHA (NEPAL), MRS. LIN SHUNLI (CHINA), MR. ZHAO RENLUO (CHINA), MR. XU JIAJIAN (CHINA) | प्र. . . | काठमाडौं जिल्ला प | 2,00,00,000 | 1,60,00,000 | RESTAURANT 140 SEATS | 50 |
| 319 | MR. JIA ZHANG (CHINA) | झाङ् किम रेष्टुरेन्ट प्र. . . | पि ल | 1,00,00,000 | 75,00,000 | RESTAURANT 100 SEATS | 35 |
| 320 | MS. YANG WENBING (CHINA), MR. PAN WEIMING (CHINA) | प्र. . . | काठमाडौं जिल्ला प | 1,00,00,000 | 88,00,000 | HOTEL 20 BEDS, RESTAURANT 40 SEATS | 31 |
| 321 | MR. KWON OHSUNG (SOUTH KOREA) | ड्रि इ रेष्टुरेन्ट एण्ड वार प्र. . . | स पि ल | 50,00,000 | 41,00,000 | RESTAURANT 40 SEATS | 14 |
| 322 | MR. SAMUEL ALAN LEMMONS (USA), MR. PREM BAJADUR RAI (NEPAL) | पि क प्र. . . | पि ल | 1,00,00,000 | 75,00,000 | RESTAURANT 90 SEATS | 35 |

| S.N. | Owner's Name | Company Name | Address | Total Capital | Fixed Capital | Product & Annual Capacity | Employment |
|------|---|---|----------------------|---------------|---------------|------------------------------------|------------|
| 323 | MS. HANESSE CAMILLE MANIQUE (FRANCE), MR. JITENDRA GOPAL SHRESTHA (NEPAL) | प्र . . . | ि ल | 1,00,00,000 | 88,00,000 | HOTEL 22 BEDS, RESTAURANT 44 SEATS | 31 |
| 324 | MRS. LUO HAIYAN (CHINA), MRS. LINGLING ZHANG (CHINA) | इ इ होटल एण्ड रेस्टुरेन्ट प्र . . . | कास्की जिल्ला | 1,00,00,000 | 75,00,000 | HOTEL 40 BEDS, RESTAURANT 70 SEATS | 41 |
| 325 | MS. MEIZHI ZHANG (CHINA) | प्र . . . दु न | सुाि ल | 50,00,000 | 35,00,000 | RESTAURANT 70 SEATS | 25 |
| 326 | MR. GIANNANTONIO CHANDIANI (ITALY) | स दु न प्र . . . | ि ल | 50,00,000 | 41,00,000 | RESTAURANT 40 SEATS | 14 |
| 327 | MS. TIAN YUAN (CHINA), MR. LI LIANG (CHINA), MR. GU HUI BEN (CHINA), MR. XULONG ZHANG (CHINA), MR. ZHONG RONG (CHINA) | दु प प्र . . . ि | काठमाडौं जिल्ला प | 2,50,00,000 | 2,10,00,000 | RESTAURANT 150 SEATS | 40 |
| 328 | MR. DALE LEE NAFZIGER (USA), MR. TIMOTHY DONALD RASK (USA), MR. TAYLOR CONWAY HAGAN (USA) | टप अफ द वल्ड ि यं | ि ल ि . . .ि . | 18,00,000 | 13,00,000 | RESTAURANT 32 SEATS | 18 |
| 329 | MR. KIM YOUNGJU (SOUTH KOREA), MR. PARK CHEON (SOUTH KOREA) | दु प्र . . . | ि ल ि . . .ि . | 1,50,00,000 | 1,25,00,000 | HOTEL 40 BEDS, RESTAURANT 70 | 41 |

| S.N. | Owner's Name | Company Name | Address | Total Capital | Fixed Capital | Product & Annual Capacity | Employment |
|------|---|---|---|------------------|-----------------|--|------------|
| | | | | | | SEATS | |
| 330 | श्री श्री () | प. ल | चितवन जिल्ला छ | 10,00,0 0,000 | 9,50,00,0 00 | 48 , दुष्ट 70 | 40 |
| 331 | MR. RAJENDRA THAKURI (NEPAL), MR. PAUL EVAN IZENBERG (USA), MS. NICOLA CLARE GLEGG (UK) | फि स इ प्र. | काठमाडौं जिल्ला प | 1,50,00, 000 | 1,25,00,0 00 | HOTEL 28 BEDS, RESTAU RANT 60 SEATS | 34 |
| 332 | MR. GRAY HAMPTON (UK), MS. MAUREEN ANNTAYLOR (AUSTRALIA), MS. DAWN MICHELLE BOSTICK (USA), MS. SABOKHAT SADIKOVA (UZBEKISTAN), MR. MALOKHAT ABSAMATOVA (UZBEKISTAN) | प्र. | काठमाडौं जिल्ला विष्णु बुढानिलकण्ठ | 2,50,00, 000 | 2,23,00,0 00 | HOTEL 40 BEDS, RESTAU RANT 70 SEATS | 41 |
| 333 | MR. TAKESHI KOBAYASHI (JAPAN) | ले ग प्र. | कास्की जिल्ला | 50,00,0 00 | 42,00,00 0 | RESTAU RANT 40 SEATS | 14 |
| 334 | MR. CHAEB ATASSI (SYRIA) | इष्ट एण्ड वेष्ट फाष्ट ले ग प्र. | कास्की जिल्ला | 50,00,0 00 | 40,00,00 0 | RESTAU RANT 60 SEATS | 20 |
| 335 | MR. KOO BOON KIONG (MALAYSIA), MR. KHIAN KIM CHAN (MALAYSIA), MR. LAI HON YONG | ले ग प्र. | काठमाडौं जिल्ला प | 2,50,00, 000 | 2,00,00,0 00 | HOTEL 44 BEDS, RESTAU RANT 100 | 45 |

| S.N. | Owner's Name | Company Name | Address | Total Capital | Fixed Capital | Product & Annual Capacity | Employment |
|------|---|--------------------------------------|---------------------------------|---------------|---------------|------------------------------------|------------|
| | (MALAYSIA), MS. CATHERINE WONG CEREZO (PHILIPPINES) | | | | | SEATS | |
| 336 | श्री वि ल () | द लिफ हस्पिट्यालिटी प्र. . | काभ्रे जिल्ला । | 20,00,000 | 19,20,000 | 48 , सुष्ट 60 | 43 |
| 337 | MR. THOMAS GRUENER (AUSTRIA) | क्रिष्टल ग्रिड हिलिङ्ग क प्र. . | स ी ल | 1,00,00,000 | 75,00,000 | RESTAURANT 70 SEATS | 29 |
| 338 | MR. MICHAEL EDWIN HAEGELAND (USA) | क प्र. . | िल | 50,00,000 | 40,00,000 | RESTAURANT 60 SEATS | 20 |
| 339 | MR. LENG GUOWEI (CHINA), MR. YU. ZIHAO (CHINA) | इ सुष्ट प्र. . | काठमाडौं जिल्ला प | 1,00,00,000 | 85,00,000 | RESTAURANT 100 SEATS | 28 |
| 340 | MR. DICK STEPHEN HANS (USA), MS. VERWAERDE ANNE SOPHIE MATHILDE (FRANCE), MR. UPTON JASON WILLIAM (AUSTRALIA) | डिक रेष्टुरेण्ट प्रा. . | िल | 1,50,00,000 | 1,15,00,000 | RESTAURANT 125 SEATS | 30 |
| 341 | MR. XIANDE WU (CHINA), MS. RUIYUAN GOU (CHINA), MR. CONG LUO (CHINA), MS. XIAOZHEN LIANG (CHINA), MR. SONG TINGXI (CHINA) | जिउ डिङ्ग योन वीन ग्योन होटल प्रा. . | काठमाडौं जिल्ला प | 4,00,00,000 | 3,63,00,000 | HOTEL 40 BEDS, RESTAURANT 70 SEATS | 41 |

| S.N. | Owner's Name | Company Name | Address | Total Capital | Fixed Capital | Product & Annual Capacity | Employment |
|------|--|--------------------------|------------------|---------------|---------------|-------------------------------------|------------|
| 342 | श्री () | सुइप प्र. | मुस्ताङ जिल्ला | 29,40,000 | 28,40,000 | 49 100 | 55 |
| 343 | MS. BA MU (CHINA), MR. WU HAO (CHINA), MR. XIANGBA (CHINA), MS. WANG MEI (CHINA), MR. WANG XIAOBING (CHINA), MS. ZHAXIZHUOGA (CHINA) | छियङ्गबा होटल एण्ड प्र. | चित्तौडगढ जिल्ला | 3,00,000 | 2,50,000 | HOTEL 40 BEDS, RESTAURANT 150 SEATS | 50 |
| 344 | MR. QING XIA (CHINA) | प्रे | रुपन्देही जिल्ला | 4,50,000 | 4,14,000 | HOTEL 40 BEDS, RESTAURANT 70 SEATS | 41 |
| 345 | MR. DUOJI (CHINA), MR. JIANHUI ZHAO (CHINA), MR. CHEN CHUAN (CHINA), MR. SANG ZHU (CHINA), MR. JIAN CHEN (CHINA) | प्र. | चित्तौडगढ जिल्ला | 2,50,000 | 2,00,000 | HOTEL 30 BEDS, RESTAURANT 60 SEATS | 30 |
| 346 | MR. WEI XIE (CHINA), MR. ZHANG NING (CHINA) | पान्डा रेष्टुरेण्ट प्रा. | काठमाडौं जिल्ला | 2,00,000 | 1,70,000 | RESTAURANT 100 SEATS | 38 |
| 347 | MR. EHTASHAMUL HUG SHAMEL (BANGLADESH) | काठमाण्डौ प्रेण्डली प्र. | काठमाडौं जिल्ला | 50,000 | 41,000 | HOTEL 20 BEDS, RESTAURANT 40 SEATS | 28 |

| S.N. | Owner's Name | Company Name | Address | Total Capital | Fixed Capital | Product & Annual Capacity | Employment |
|------|--|-----------------------|--------------------------------|---------------|---------------|------------------------------------|------------|
| 348 | MR. ALVAR VELASCO RUBIO (SPAIN), MR. DANIEL MARK EVANS (UK) | मूभि गाडन क्याफे प्र. | कास्का जिल्ला | 1,00,00,000 | 75,00,000 | RESTAURANT 60 SEATS | 29 |
| 349 | MR. LALLURA (INDIA) | प प्र. | सो ल | 1,60,00,000 | 1,52,65,000 | HOTEL 17 BEDS, RESTAURANT 60 SEATS | 19 |
| 350 | MS. XIAOYAN LI (CHINA (MAINLAND)) | क प पु ग प्र. | काठमाडौं जिल्ला प | 1,00,00,000 | 90,50,000 | RESTAURANT 80 SEATS | 17 |
| 351 | MR. DROZ GEORGES ALBERT (SWAZILAND), MS. DEREVYANKO OLESYA (RUSSIA), MS. SINEAD ANN KENNEDY (IRELAND) | पु प प्र. | ल | 1,50,00,000 | 1,20,00,000 | RESTAURANT 100 SEATS | 35 |
| 352 | MS. LOW LIAN LAN (MALAYSIA), MS. YVONNE HO SUAN HWA (MALAYSIA), MR. SAYED ALI HASSAN (UK), MR. HANSEN GEIR ARNE (NORWAY) | फि पु प प्र. | काठमाडौं जिल्ला स .. फि. | 2,00,00,000 | 1,60,00,000 | HOTEL 40 BEDS, RESTAURANT 70 SEATS | 30 |
| 353 | MS. SANO YOSHIE (JAPAN), MS. SANO HITOMI, MR. HEE CHANG PARK (SOUTH KOREA) | फि पु प प्र. | ल .. फि. | 1,50,00,000 | 1,30,00,000 | HOTEL 34 BEDS, RESTAURANT 70 SEATS | 40 |
| 354 | MS. YANG ZONG (CHINA (MAINLAND)), MR. ZHANG YONG (CHINA) | क प पु ग प्र. | काठमाडौं जिल्ला स .. फि. | 3,00,00,000 | 2,50,00,000 | HOTEL 40 BEDS, RESTAURANT | 50 |

| S.N. | Owner's Name | Company Name | Address | Total Capital | Fixed Capital | Product & Annual Capacity | Employment |
|------|---|--|----------------------|------------------|------------------|--|------------|
| | (MAINLAND)), MR. YANG JINHUA (CHINA (MAINLAND)), MR. GU XINYANG (CHILE), MS. YU GUANGXIA (CHINA (MAINLAND)), MS. CHENG YA-CHEN (CHINA (TAIWAN)), MS. YU GUANGXIA (CHINA (MAINLAND)) | | | | | 100 SEATS | |
| 355 | MR. CHRISTOPHER LUKE VALMORES HIPONA (PHILIPPINES) | प्र. ए | स । त । | 2,00,00, 000 | 1,75,00,0 00 | HOTEL 40 BEDS, RESTAU RANT 70 SEATS | 41 |
| 356 | MR. YOUNG JUN WI (SOUTH KOREA), MR. SANTOSH SHRESTHA (NEPAL) | . प्र | स । त । | 1,00,00, 000 | 86,00,00 0 | RESTAU RANT 110 SEATS | 23 |
| 357 | MR. WANG YUNPENG (CHINA (MAINLAND)), MR. LI ZHEMGUO (CHINA (MAINLAND)) | प्र. प्र. | काठमाडौं जिल्ला प | 1,25,00, 000 | 95,00,00 0 | HOTEL 40 BEDS, RESTAU RANT 60 SEATS | 35 |
| 358 | MR. ZHAO SUTAN (CHINA (MAINLAND)) | प्र. प्र. एण्ड रेष्टुरेण्ट प्रा. | स । त । स । त । | 20,00,0 0,000 | 19,00,00, 000 | HOTEL 46 BEDS, RESTAU RANT 60 SEATS | 60 |
| 359 | MR. LIU ZIMING (CHINA (MAINLAND)) | एण्ड रेष्टुरेण्ट प्रा. | स । त । | 50,00,0 00 | 39,00,00 0 | HOTEL 20 BEDS, RESTAU RANT 50 SEATS | 30 |

| S.N. | Owner's Name | Company Name | Address | Total Capital | Fixed Capital | Product & Annual Capacity | Employment |
|------|--|-------------------------------|----------------------|---------------|---------------|--|------------|
| 360 | MR. JINHWA SEO (SOUTH KOREA), MR. YOUNG OK PARK (SOUTH KOREA) | प्र. . | ि ल | 1,00,00,000 | 85,00,000 | HOTEL 30 SEATS | 28 |
| 361 | MR. GAGULIN YURY (RUSSIA), MS. MEREDITH NEUMANN (USA), MR. CAYETANO SILVANA LINA (ARGENTINA) | प प्र. . | ि ल | 1,50,00,000 | 1,30,00,000 | HOTEL 30 BEDS, RESTAURANT 40 SEATS | 35 |
| 362 | MR. EHTASHAMUL HUQ SHAMEL (BANGLADESH), MR. MOHAMMAD AYUB ALI (BANGLADESH), MR. MOHAMMAD TAJUL ISLAM (BANGLADESH), MS. TASLIMA HUQ (BANGLADESH) | होटल स्टे काठमाडौं प्र. . | ि ल प | 2,00,00,000 | 1,76,00,000 | HOTEL 40 BEDS, RESTAURANT 70 SEATS | 41 |
| 363 | MR. ZHANG FAN (CHINA (MAINLAND)), MR. KARAN JUNG CHHETRI (NEPAL) | इ फ एण्ड रेसुरेन्ट प्रा. . | कास्की जिल्ला | 60,00,000 | 49,00,000 | HOTEL 20 BEDS, RESTAURANT 40 SEATS | 28 |
| 364 | MS. DOROTHY RAMSAY (USA), MS. MEI XU (CHINA (MAINLAND)), MR. HERNAN EDVARDO BARTHE DUPON (URUGUAY), MR. MICHAEL JOHN PICKLES (AUSTRALIA), MR. CHEONG BO CHU (MALAYSIA) | क प्र. . | काठमाडौं जिल्ला प | 2,50,00,000 | 2,22,00,000 | RESTAURANT 80 SEATS | 16 |

| S.N. | Owner's Name | Company Name | Address | Total Capital | Fixed Capital | Product & Annual Capacity | Employment |
|------|---|----------------------------------|----------------------|--------------------|--------------------|--|------------|
| 365 | श्री शशिकान्त य () | एभरेष्ट हस्पिट्यालिटी यु प्र. | काठमाडौं जिल्ला प | 2,66,60, 00,000 | 2,58,60,0 0,000 | 366 पुष्ट 100 | 233 |
| 366 | श्री शान्तिरमण () | एण्ड सुइट्स प्रा. प | काठमाडौं जिल्ला प | 47,12,0 0,000 | 45,57,00, 000 | 98 पुष्ट 100 | 108 |
| 367 | MR. CAIWANGDENGZH U (CHINA (MAINLAND)), MR. ZERENSILANG (CHINA (MAINLAND)), MR. HE SAIYING (CHINA (MAINLAND)), MR. GAO SEYOU (CHINA (MAINLAND)), MR.MA HEIMAI (CHINA (MAINLAND)), MR. YANG PENGFEI (CHINA (MAINLAND)), MR. GU YINGMIN (CHINA (MAINLAND)), MR.LI LIN (CHINA (MAINLAND)) | पुष्ट प्र. प | पि पि | 4,00,00, 000 | 3,70,00,0 00 | HOTEL 40 BEDS, RESTAU RANT 60 SEATS | 35 |
| 368 | MR. ZHAO TING ZHEN (CHINA (MAINLAND)), MRS. ZHAO MING QIN (CHINA (MAINLAND)), MR. RAN MAO XUE (CHINA (MAINLAND)), MR. YIN YANG | पुष्ट प्र. पि | काठमाडौं जिल्ला प | 2,50,00, 000 | 2,00,00,0 00 | HOTEL 30 BEDS, RESTAU RANT 60 SEATS | 30 |

| S.N. | Owner's Name | Company Name | Address | Total Capital | Fixed Capital | Product & Annual Capacity | Employment |
|------|--|---|---------------------------------------|---------------|---------------|-------------------------------------|------------|
| | ZHONG (CHINA (MAINLAND)), MRS. FENG CUI (CHINA (MAINLAND)) | | | | | | |
| 369 | MR. MOHAMMAD AZAMUDDIN BIN MAT JUSOFF (MALAYSIA), MR. LIM CHEE SENG (MALAYSIA), MR. TEE KHAI HONG (MALAYSIA), MR. SUK RIN AL DIN CHEN (MALAYSIA) | टाइम स्क्वायर होटल विथ रेस्टुरेन्ट प्रा. | पसा जिल्ला | 2,00,00,000 | 1,50,00,000 | HOTEL 44 BEDS, RESTAURANT 100 SEATS | 45 |
| 370 | MS. KER MEOW LENG (MALAYSIA) | प्रिस्सिल्ला होटल प्रा. | काठमाडौं जिल्ला विष्णु बुढानिलकण्ठ | 3,00,00,000 | 2,70,00,000 | HOTEL 40 BEDS | 35 |
| 371 | MR. ANDREI KORZIN (BELARUS) | द लाईफ स्टोरो रिसोट प्रा. | चितवन जिल्ला | 50,00,000 | 41,00,000 | HOTEL 20 BEDS, RESTAURANT 40 SEATS | 15 |

Table 2: Number of Industries Registered by Category (F.Y.2070/71)

| S.N. | CATEGORY | NO. OF INDUSTRY | TOTAL CAPITAL | FIXED CAPITAL | WORKING CAPITAL | NO. OF EMPLOYMENT |
|------|--------------------------------|-----------------|---------------|---------------|-----------------|-------------------|
| 1 | AGRO AND FORESTRY BASED (रु) | 46 | 1,566.68 | 1,299.41 | 267.27 | 1,627 |
| 2 | CONSTRUCTION (रु) | 1 | 35,000.00 | 34,750.00 | 250 | 100 |
| 3 | ENERGY BASED (रु) | 43 | 2,23,658.24 | 2,18,728.42 | 4,929.82 | 4,747 |
| 4 | MANUFACTURING (रु) | 96 | 18,082.99 | 14,542.48 | 3,540.50 | 7,966 |

| | | | | | | |
|-------|-------------|-----|-------------|-------------|-----------|--------|
| 5 | MINERAL () | 2 | 105 | 81 | 24 | 262 |
| 6 | SERVICE () | 99 | 5,061.96 | 1,790.76 | 3,271.21 | 3,584 |
| 7 | TOURISM () | 84 | 5,832.77 | 5,506.70 | 326.08 | 3,252 |
| TOTAL | | 371 | 2,89,307.65 | 2,76,698.77 | 12,608.88 | 21,538 |

(Rs. mln)

Categorywise Registration of industries (F/Y 2070-071)

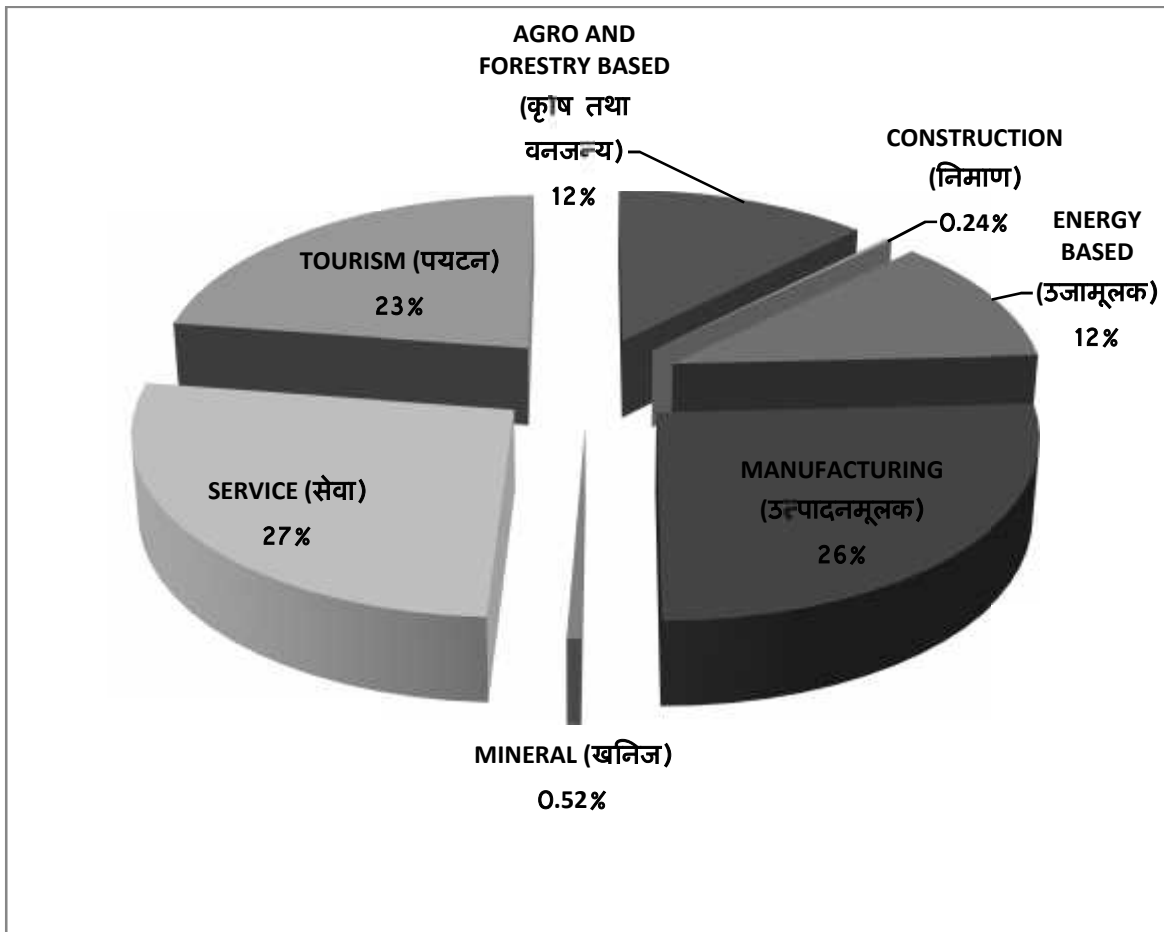


Table 3: Number of Industries Registered by Category (Up to F.Y.2070/71)

(Rs. mln)

| S.N. | CATEGORY | NO. OF INDUSTRY | TOTAL CAPITAL | FIXED CAPITAL | WORKING CAPITAL | NO. OF EMPLOYMENT |
|------|------------------------------|-----------------|---------------|---------------|-----------------|-------------------|
| 1 | AGRO AND FORESTRY BASED (₹) | 317 | 14,986.13 | 12,567.48 | 2,536.65 | 30,780 |
| 2 | CONSTRUCTION () | 41 | 41,219.03 | 40,625.01 | 594.02 | 2,818 |
| 3 | ENERGY BASED () | 227 | 4,93,394.89 | 4,79,127.76 | 14,267.13 | 24,009 |
| 4 | MANUFACTURING (₹) | 2,415 | 1,99,159.15 | 1,46,403.53 | 53,226.11 | 2,74,577 |
| 5 | MINERAL () | 54 | 4,115.91 | 3,623.49 | 494.52 | 5,719 |
| 6 | SERVICE () | 1,550 | 1,03,898.21 | 70,696.52 | 33,247.70 | 99,057 |
| 7 | TOURISM () | 1,042 | 51,627.51 | 46,369.75 | 5,249.56 | 42,886 |
| | TOTAL | 5,646 | 9,08,400.83 | 7,99,413.55 | 1,09,615.68 | 4,79,846 |

Table 4: Number of Industries Registered by Scale (F.Y.2070/71)

(Rs. mln)

| S.N. | SCALE | NO. OF INDUSTRY | TOTAL CAPITAL | FIXED CAPITAL | WORKING CAPITAL | NO. OF EMPLOYMENT |
|------|------------|-----------------|---------------|---------------|-----------------|-------------------|
| 1 | LARGE () | 72 | 2,70,384.55 | 2,62,604.83 | 7,779.72 | 8,605 |
| 2 | MEDIUM () | 76 | 15,166.75 | 11,045.79 | 4,120.97 | 5,347 |
| 3 | SMALL () | 223 | 3,756.34 | 3,048.15 | 708.19 | 7,586 |
| | TOTAL | 371 | 2,89,307.65 | 2,76,698.77 | 12,608.88 | 21,538 |

Industries Registered by Scale (F.Y.2070/71)

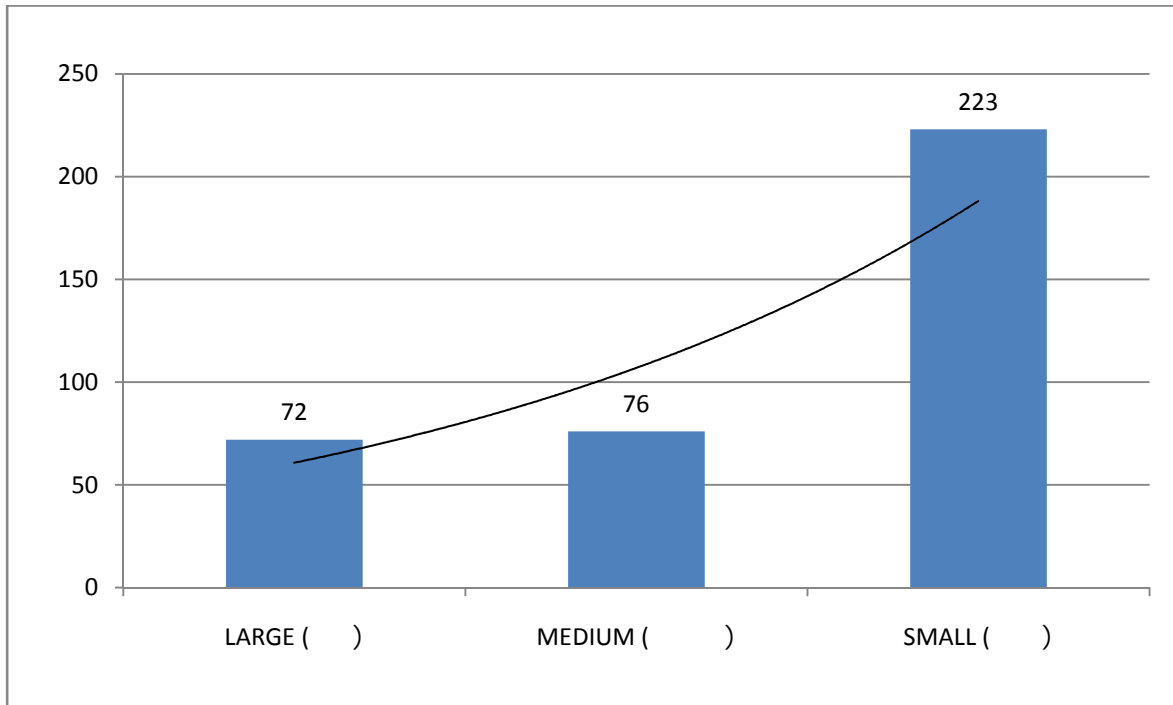


Table 5: Number of Industries Registered by Scale(Up to F.Y.2070/71)
(Rs. mln)

| S.N. | SCALE | NO. OF INDUSTRY | TOTAL CAPITAL | FIXED CAPITAL | WORKING CAPITAL | NO. OF EMPLOYMENT |
|------|------------|-----------------|---------------|---------------|-----------------|-------------------|
| 1 | LARGE () | 686 | 7,45,704.32 | 6,93,468.04 | 52,236.29 | 1,09,334 |
| 2 | MEDIUM () | 1,330 | 1,12,934.61 | 74,945.63 | 38,470.48 | 1,32,995 |

| | | | | | | |
|-------|-----------|-------|-------------|-------------|-------------|----------|
| 3 | SMALL () | 3,630 | 49,761.90 | 30,999.88 | 18,908.92 | 2,37,517 |
| TOTAL | | 5,646 | 9,08,400.83 | 7,99,413.55 | 1,09,615.68 | 4,79,846 |

* Small Scale Industries are only Foreign Investment

Table 6 : Industry Registered - Fiscal Year and Category Wise (UPTO 2070/71)
Rs. mln

| FISCAL YEAR | CATEGORY | NO. OF INDUSTRY | TOTAL CAPITAL | FIXED CAPITAL | WORKING CAPITAL | NO. OF EMPLOYMENT |
|-----------------|-------------------------------|-----------------|---------------|---------------|-----------------|-------------------|
| UPTO FY 2046/47 | AGRO AND FORESTRY BASED (₹) | 2 | 48.28 | 45.62 | 2.65 | 649 |
| | CONSTRUCTION () | 1 | 50 | 35 | 15 | 367 |
| | MANUFACTURING (₹) | 15 | 2,482.49 | 2,185.82 | 296.67 | 1,717 |
| | SERVICE () | 17 | 1,010.84 | 752.43 | 258.41 | 6,159 |
| | TOURISM () | 11 | 888.56 | 825.49 | 63.07 | 1,318 |
| | UPTO FY 2046/47 TOTAL | 46 | 4,480.17 | 3,844.37 | 635.8 | 10,210 |
| 2047/48 | AGRO AND FORESTRY BASED (₹) | 4 | 114.79 | 109.58 | 5.2 | 1,064 |
| | MANUFACTURING (₹) | 60 | 839.77 | 312.05 | 527.73 | 3,044 |
| | SERVICE () | 44 | 291.17 | 288.98 | 2.18 | 683 |
| | TOURISM () | 27 | 275.57 | 251.13 | 24.44 | 747 |
| | 2047/48 TOTAL | 135 | 1,521.29 | 961.74 | 559.56 | 5,538 |
| 2048/49 | AGRO AND FORESTRY BASED (₹) | 26 | 802.36 | 399.86 | 402.5 | 1,859 |
| | CONSTRUCTION () | 8 | 114.82 | 34.32 | 80.5 | 134 |
| | MANUFACTURING (₹) | 299 | 4,655.33 | 2,929.76 | 1,725.57 | 31,880 |

| | | | | | | |
|---------|-------------------------------|-----|-----------|-----------|----------|--------|
| | SERVICE () | 48 | 792.36 | 686.12 | 106.24 | 2,317 |
| | TOURISM () | 55 | 1,145.68 | 596.84 | 548.84 | 1,766 |
| | 2048/49 TOTAL | 436 | 7,510.54 | 4,646.89 | 2,863.65 | 37,956 |
| 2049/50 | AGRO AND FORESTRY BASED (₹) | 14 | 475.86 | 363.84 | 112.02 | 1,240 |
| | CONSTRUCTION () | 5 | 100.04 | 80.96 | 19.08 | 331 |
| | MANUFACTURING (₹) | 514 | 6,275.43 | 3,878.25 | 2,397.18 | 82,996 |
| | SERVICE () | 42 | 1,589.34 | 748.71 | 840.63 | 3,454 |
| | TOURISM () | 31 | 2,101.30 | 1,595.69 | 505.61 | 1,330 |
| | 2049/50 TOTAL | 606 | 10,541.97 | 6,667.44 | 3,874.53 | 89,351 |
| 2050/51 | AGRO AND FORESTRY BASED (₹) | 8 | 317.5 | 275.84 | 41.65 | 650 |
| | ENERGY BASED () | 1 | 4,500.00 | 4,500.00 | 0 | 2,250 |
| | MANUFACTURING (₹) | 75 | 6,694.83 | 5,246.85 | 1,447.98 | 14,094 |
| | SERVICE () | 27 | 4,864.08 | 4,560.45 | 303.63 | 1,857 |
| | TOURISM () | 36 | 1,971.26 | 1,900.44 | 70.82 | 2,086 |
| | 2050/51 TOTAL | 147 | 18,347.67 | 16,483.59 | 1,864.08 | 20,937 |
| 2051/52 | AGRO AND FORESTRY BASED (₹) | 32 | 1,832.04 | 1,507.29 | 324.75 | 5,077 |
| | CONSTRUCTION () | 4 | 74.9 | 63.9 | 11 | 148 |
| | MANUFACTURING (₹) | 83 | 9,341.52 | 6,526.60 | 2,814.92 | 9,147 |
| | MINERAL () | 1 | 39.37 | 33.54 | 5.83 | 104 |
| | SERVICE () | 56 | 2,191.36 | 1,398.63 | 792.73 | 4,646 |
| | TOURISM () | 37 | 4,064.12 | 3,362.77 | 701.35 | 2,217 |
| | 2051/52 TOTAL | 213 | 17,543.31 | 12,892.73 | 4,650.58 | 21,339 |

| | | | | | | |
|---------|-------------------------------|-----|-----------|-----------|----------|--------|
| 2052/53 | AGRO AND FORESTRY BASED (₹) | 19 | 1,597.35 | 1,314.36 | 282.99 | 5,744 |
| | CONSTRUCTION () | 4 | 139.7 | 107.4 | 32.3 | 565 |
| | MANUFACTURING (₹) | 108 | 7,089.74 | 5,346.15 | 1,743.59 | 9,424 |
| | SERVICE () | 200 | 7,245.50 | 6,223.92 | 1,021.57 | 16,463 |
| | TOURISM () | 42 | 3,829.99 | 3,641.21 | 188.78 | 2,375 |
| | 2052/53 TOTAL | 373 | 19,902.27 | 16,633.04 | 3,269.24 | 34,571 |
| 2053/54 | AGRO AND FORESTRY BASED (₹) | 16 | 1,138.72 | 791.01 | 347.7 | 4,258 |
| | CONSTRUCTION () | 1 | 30 | 29.3 | 0.7 | 14 |
| | MANUFACTURING (₹) | 127 | 7,451.92 | 5,456.77 | 1,995.15 | 11,213 |
| | MINERAL () | 1 | 250 | 193.5 | 56.5 | 69 |
| | SERVICE () | 54 | 2,629.08 | 2,089.96 | 539.12 | 5,189 |
| | TOURISM () | 43 | 2,532.75 | 2,416.89 | 115.86 | 3,002 |
| | 2053/54 TOTAL | 242 | 14,032.46 | 10,977.43 | 3,055.04 | 23,745 |
| 2054/55 | AGRO AND FORESTRY BASED (₹) | 5 | 357.25 | 336.61 | 20.64 | 699 |
| | ENERGY BASED () | 2 | 1,501.17 | 1,422.67 | 78.5 | 140 |
| | MANUFACTURING (₹) | 35 | 2,811.00 | 2,081.95 | 729.05 | 3,642 |
| | MINERAL () | 1 | 3.29 | 3 | 0.29 | 24 |
| | SERVICE () | 41 | 4,153.18 | 3,298.86 | 854.32 | 4,380 |
| | TOURISM () | 28 | 1,705.79 | 1,546.75 | 159.05 | 1,251 |
| | 2054/55 TOTAL | 112 | 10,531.68 | 8,689.83 | 1,841.85 | 10,136 |
| 2055/56 | AGRO AND FORESTRY BASED (₹) | 5 | 467.04 | 393.87 | 73.17 | 810 |

| | | | | | | |
|---------|-------------------------------------|-----|-----------|-----------|----------|--------|
| | ENERGY BASED () | 7 | 623.05 | 538.65 | 84.4 | 371 |
| | MANUFACTURING (₹) | 39 | 6,561.34 | 4,240.44 | 2,320.90 | 3,761 |
| | SERVICE () | 32 | 3,353.60 | 2,939.21 | 414.39 | 2,469 |
| | TOURISM () | 27 | 1,541.47 | 1,303.86 | 237.62 | 1,471 |
| | 2055/56 TOTAL | 110 | 12,546.50 | 9,416.02 | 3,130.48 | 8,882 |
| 2056/57 | AGRO AND FORESTRY BASED (₹) | 6 | 305.47 | 266.75 | 38.71 | 588 |
| | ENERGY BASED () | 6 | 11,576.36 | 10,157.06 | 1,419.30 | 154 |
| | MANUFACTURING (₹) | 71 | 7,063.75 | 4,692.83 | 2,370.93 | 8,247 |
| | SERVICE () | 38 | 4,178.90 | 3,626.49 | 552.41 | 4,391 |
| | TOURISM () | 38 | 2,783.88 | 2,625.77 | 158.11 | 1,738 |
| | 2056/57 TOTAL | 159 | 25,908.36 | 21,368.90 | 4,539.46 | 15,118 |
| 2057/58 | AGRO AND FORESTRY BASED (₹) | 3 | 684.02 | 577.15 | 106.88 | 202 |
| | ENERGY BASED () | 2 | 648.74 | 544.55 | 104.19 | 68 |
| | MANUFACTURING (₹) | 67 | 5,850.14 | 3,880.28 | 1,969.86 | 6,312 |
| | SERVICE () | 42 | 2,242.63 | 1,855.69 | 386.93 | 1,430 |
| | TOURISM () | 31 | 1,341.08 | 1,206.79 | 134.29 | 1,153 |
| | 2057/58 TOTAL | 145 | 10,766.61 | 8,064.46 | 2,702.15 | 9,165 |
| 2058/59 | AGRO AND FORESTRY BASED (₹) | 11 | 967.54 | 1,344.37 | -376.83 | 736 |
| | CONSTRUCTION () | 1 | 30 | 27 | 3 | 95 |
| | ENERGY BASED () | 6 | 6,545.93 | 6,393.22 | 152.71 | 1,315 |
| | MANUFACTURING (₹) | 62 | 7,170.37 | 4,627.74 | 2,542.63 | 5,192 |

| | | | | | | |
|---------|-------------------------------|-----|-----------|-----------|----------|--------|
| | SERVICE () | 42 | 5,639.51 | 4,164.71 | 1,474.79 | 3,545 |
| | TOURISM () | 17 | 2,308.30 | 2,190.43 | 117.86 | 858 |
| | 2058/59 TOTAL | 139 | 22,661.64 | 18,747.48 | 3,914.16 | 11,741 |
| 2059/60 | AGRO AND FORESTRY BASED (₹) | 3 | 250.83 | 222.24 | 28.59 | 631 |
| | ENERGY BASED () | 2 | 662.22 | 625.18 | 37.04 | 165 |
| | MANUFACTURING (₹) | 63 | 8,733.05 | 5,315.34 | 3,417.71 | 9,654 |
| | SERVICE () | 25 | 3,054.31 | 2,079.12 | 975.19 | 1,881 |
| | TOURISM () | 16 | 503.05 | 424.15 | 78.91 | 546 |
| | 2059/60 TOTAL | 109 | 13,203.46 | 8,666.02 | 4,537.44 | 12,877 |
| 2060/61 | AGRO AND FORESTRY BASED (₹) | 2 | 171.98 | 131.32 | 40.66 | 400 |
| | CONSTRUCTION () | 1 | 100 | 50 | 50 | 46 |
| | ENERGY BASED () | 3 | 1,471.40 | 1,391.17 | 80.23 | 1,845 |
| | MANUFACTURING (₹) | 66 | 5,451.96 | 3,396.26 | 2,055.71 | 6,171 |
| | SERVICE () | 42 | 5,316.30 | 4,825.03 | 491.27 | 2,154 |
| | TOURISM () | 32 | 651.77 | 375.85 | 275.92 | 1,071 |
| | 2060/61 TOTAL | 146 | 13,163.41 | 10,169.63 | 2,993.78 | 11,687 |
| 2061/62 | AGRO AND FORESTRY BASED (₹) | 2 | 129.53 | 109.49 | 128.04 | 98 |
| | MANUFACTURING (₹) | 43 | 14,470.97 | 10,974.11 | 3,496.86 | 5,539 |
| | SERVICE () | 41 | 2,269.68 | 1,687.51 | 582.17 | 2,247 |
| | TOURISM () | 21 | 1,132.96 | 987.66 | 137.4 | 606 |
| | 2061/62 TOTAL | 107 | 18,003.13 | 13,758.76 | 4,344.47 | 8,490 |

| | | | | | | |
|---------|-------------------------------|-----|-----------|----------|----------|--------|
| 2062/63 | AGRO AND FORESTRY BASED (₹) | 2 | 343.45 | 288.25 | 55.2 | 114 |
| | CONSTRUCTION () | 1 | 45.3 | 45 | 0.3 | 7 |
| | ENERGY BASED () | 2 | 550.99 | 527.84 | 23.15 | 59 |
| | MANUFACTURING (₹) | 50 | 5,738.99 | 3,912.82 | 1,826.17 | 7,328 |
| | SERVICE () | 40 | 2,238.09 | 1,762.52 | 475.57 | 2,014 |
| | TOURISM () | 25 | 611.03 | 569.41 | 41.62 | 876 |
| | 2062/63 TOTAL | 120 | 9,527.85 | 7,105.84 | 2,422.01 | 10,398 |
| 2063/64 | AGRO AND FORESTRY BASED (₹) | 1 | 2.84 | 2.59 | 0.26 | 17 |
| | CONSTRUCTION () | 2 | 499.27 | 479.27 | 20.01 | 12 |
| | ENERGY BASED () | 2 | 466 | 436.3 | 29.7 | 66 |
| | MANUFACTURING (₹) | 50 | 5,425.82 | 3,725.25 | 1,700.57 | 5,308 |
| | MINERAL () | 1 | 5 | 3.5 | 1.5 | 100 |
| | SERVICE () | 84 | 1,196.71 | 865.4 | 376.31 | 2,554 |
| | TOURISM () | 37 | 528.05 | 460.72 | 67.32 | 1,175 |
| | 2063/64 TOTAL | 177 | 8,123.68 | 5,973.02 | 2,195.66 | 9,232 |
| 2064/65 | AGRO AND FORESTRY BASED (₹) | 12 | 236.1 | 196.8 | 39.3 | 434 |
| | CONSTRUCTION () | 2 | 1,200.00 | 1,193.00 | 7 | 61 |
| | ENERGY BASED () | 6 | 1,898.74 | 1,396.55 | 502.19 | 1,169 |
| | MANUFACTURING (₹) | 80 | 11,217.26 | 9,144.79 | 2,072.46 | 5,307 |
| | MINERAL () | 3 | 25.5 | 19.95 | 7.65 | 290 |
| | SERVICE () | 65 | 3,980.88 | 2,225.99 | 1,754.88 | 3,815 |

| | | | | | | |
|---------|-------------------------------|-----|-----------|-----------|----------|--------|
| | TOURISM () | 59 | 1,567.89 | 1,332.47 | 235.42 | 1,768 |
| | 2064/65 TOTAL | 227 | 20,126.36 | 15,509.56 | 4,618.90 | 12,844 |
| 2065/66 | AGRO AND FORESTRY BASED (₹) | 10 | 484 | 432.22 | 61.78 | 472 |
| | CONSTRUCTION () | 3 | 850 | 837 | 13 | 299 |
| | ENERGY BASED () | 9 | 6,813.12 | 6,720.70 | 92.42 | 741 |
| | MANUFACTURING (₹) | 93 | 10,471.20 | 7,999.58 | 2,942.12 | 9,828 |
| | MINERAL () | 20 | 2,569.00 | 2,376.20 | 192.8 | 2,430 |
| | SERVICE () | 94 | 4,548.88 | 3,025.34 | 1,524.55 | 4,674 |
| | TOURISM () | 72 | 1,225.16 | 1,135.88 | 89.27 | 1,915 |
| | 2065/66 TOTAL | 301 | 26,961.36 | 22,526.92 | 4,915.94 | 20,359 |
| 2066/67 | AGRO AND FORESTRY BASED (₹) | 1 | 2.5 | 2.1 | 0.4 | 24 |
| | CONSTRUCTION () | 4 | 2,450.00 | 2,396.87 | 53.13 | 430 |
| | ENERGY BASED () | 14 | 23,173.38 | 21,227.21 | 1,946.18 | 611 |
| | MANUFACTURING (₹) | 78 | 7,324.99 | 5,375.10 | 1,949.89 | 6,320 |
| | MINERAL () | 4 | 588 | 457.05 | 130.95 | 574 |
| | SERVICE () | 96 | 4,333.43 | 3,619.65 | 713.78 | 4,694 |
| | TOURISM () | 61 | 1,373.05 | 1,274.84 | 98.01 | 1,857 |
| | 2066/67 TOTAL | 258 | 39,245.35 | 34,352.81 | 4,892.34 | 14,510 |
| 2067/68 | AGRO AND FORESTRY BASED (₹) | 21 | 536.56 | 425.42 | 111.14 | 787 |
| | CONSTRUCTION () | 1 | 45 | 40 | 5 | 33 |
| | ENERGY BASED () | 19 | 67,753.12 | 66,968.04 | 785.08 | 3,387 |

| | | | | | | |
|---------|-------------------------------------|-----|-------------|-------------|-----------|--------|
| | MANUFACTURING (₹) | 68 | 7,432.69 | 5,481.47 | 1,951.21 | 4,282 |
| | MINERAL () | 4 | 99.6 | 88.1 | 11.5 | 426 |
| | SERVICE () | 81 | 11,798.46 | 2,315.10 | 9,483.37 | 3,016 |
| | TOURISM () | 48 | 2,750.14 | 2,595.04 | 155.11 | 1,796 |
| | 2067/68 TOTAL | 242 | 90,415.58 | 77,913.17 | 12,502.40 | 13,727 |
| 2068/69 | AGRO AND FORESTRY BASED (₹) | 12 | 161.2 | 142.7 | 18.5 | 396 |
| | CONSTRUCTION () | 2 | 490 | 456 | 34 | 176 |
| | ENERGY BASED () | 33 | 55,014.91 | 53,263.61 | 1,751.30 | 1,816 |
| | MANUFACTURING (₹) | 59 | 17,189.88 | 14,780.78 | 2,409.09 | 6,527 |
| | MINERAL () | 7 | 164 | 129.14 | 34.86 | 607 |
| | SERVICE () | 105 | 9,596.70 | 8,940.72 | 655.98 | 5,530 |
| | TOURISM () | 61 | 1,810.71 | 1,648.91 | 161.69 | 1,908 |
| | 2068/69 TOTAL | 279 | 84,427.39 | 79,361.86 | 5,065.42 | 16,960 |
| 2069/70 | AGRO AND FORESTRY BASED (₹) | 54 | 1,992.25 | 1,588.79 | 403.47 | 2,204 |
| | ENERGY BASED () | 70 | 86,537.52 | 84,286.59 | 2,250.93 | 5,105 |
| | MANUFACTURING (₹) | 114 | 13,331.73 | 10,350.07 | 2,981.66 | 9,678 |
| | MINERAL () | 10 | 267.16 | 238.52 | 28.64 | 833 |
| | SERVICE () | 95 | 10,321.28 | 4,925.22 | 5,396.06 | 5,911 |
| | TOURISM () | 103 | 7,151.19 | 6,594.08 | 557.11 | 4,804 |
| | 2069/70 TOTAL | 446 | 1,19,601.13 | 1,07,983.27 | 11,617.86 | 28,535 |
| 2070/71 | AGRO AND FORESTRY BASED (₹) | 46 | 1,566.68 | 1,299.41 | 267.27 | 1,627 |
| | CONSTRUCTION () | 1 | 35,000.00 | 34,750.00 | 250 | 100 |

| | | | | | |
|------------------------|--------------|--------------------|--------------------|--------------------|-----------------|
| ENERGY BASED () | 43 | 2,23,658.24 | 2,18,728.42 | 4,929.82 | 4,747 |
| MANUFACTURING (₹) | 96 | 18,082.99 | 14,542.48 | 3,540.50 | 7,966 |
| MINERAL () | 2 | 105 | 81 | 24 | 262 |
| SERVICE () | 99 | 5,061.96 | 1,790.76 | 3,271.21 | 3,584 |
| TOURISM () | 84 | 5,832.77 | 5,506.70 | 326.08 | 3,252 |
| 2070/71 TOTAL | 371 | 2,89,307.65 | 2,76,698.77 | 12,608.88 | 21,538 |
| GRAND TOTAL | 5,646 | 9,08,400.83 | 7,99,413.55 | 1,09,615.68 | 4,79,846 |

Trend of Industry Registration

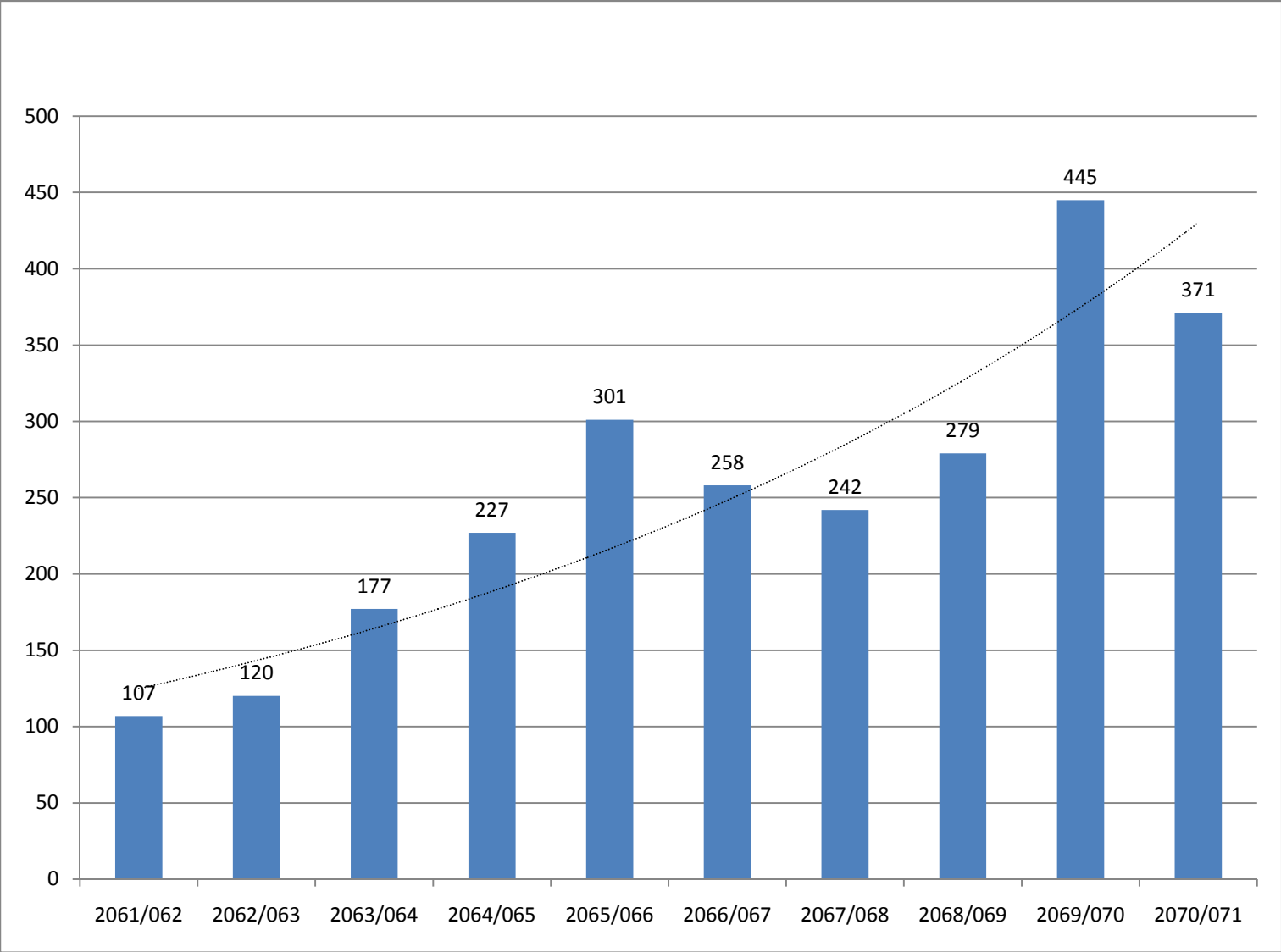


Table 7 : Number of Industries Registered by District(F.Y. 2070/71)

(Rs.mln)

| DISTRICT | NO. OF INDUSTRY | TOTAL CAPITAL (Rs. in million) | FIXED CAPITAL (Rs. in million) | WORKING CAPITAL (Rs. in million) | NO. OF EMPLOYMENT |
|--------------------|-----------------|-----------------------------------|-----------------------------------|-------------------------------------|-------------------|
| ARGHAKHACHI () | 1 | 4,500.00 | 4,280.00 | 220 | 190 |
| BAGLUNG () | 1 | 272 | 270 | 2 | 30 |
| BAJURA () | 1 | 39.9 | 31.63 | 8.28 | 29 |
| BANKE () | 3 | 622.09 | 543 | 79.09 | 331 |
| BARA () | 4 | 940 | 600 | 340 | 380 |
| BARDIYA () | 2 | 135 | 100 | 35 | 188 |
| BHAKTAPUR () | 2 | 50.8 | 46.6 | 4.2 | 319 |
| CHITWAN () | 7 | 2,424.38 | 2,300.24 | 124.14 | 391 |
| DADELHURA () | 1 | 10 | 8.5 | 1.5 | 27 |
| DAILEKH () | 1 | 585 | 580 | 5 | 45 |
| DANG () | 5 | 4,036.00 | 3,631.00 | 405 | 594 |
| DARCHULA () | 1 | 833.32 | 828 | 5.32 | 35 |
| DHANKUTA () | 1 | 59.99 | 59.21 | 0.78 | 17 |
| DHANUSHA () | 3 | 256 | 173 | 83 | 123 |
| DOLKHA () | 5 | 1,767.20 | 1,712.50 | 54.7 | 180 |
| GORKHA () | 1 | 212 | 206.7 | 5.3 | 68 |
| ILAM () | 1 | 100 | 76 | 24 | 103 |
| JHAPA () | 8 | 986.66 | 874.58 | 112.08 | 465 |
| KANCHANPUR () | 1 | 800 | 680 | 120 | 428 |
| KAPILBASTU () | 1 | 250 | 200 | 50 | 65 |
| KASKI () | 27 | 7,448.81 | 7,053.52 | 395.29 | 1,160 |
| KATHMANDU () | 137 | 42,611.77 | 40,556.95 | 2,054.82 | 5,349 |
| KAVRE () | 4 | 264.5 | 251.9 | 12.6 | 111 |
| LALITPUR | 77 | 3,292.58 | 1,285.25 | 2,007.33 | 2,706 |

| | | | | | |
|--------------------|-----|-------------|-------------|-----------|--------|
| () | | | | | |
| LAMJUNG () | 3 | 4,443.63 | 4,322.33 | 121.3 | 378 |
| MANANG () | 1 | 900 | 885 | 15 | 256 |
| MORANG () | 9 | 780.89 | 576.35 | 204.55 | 1,483 |
| MUSTANG () | 2 | 319.5 | 303.5 | 16 | 90 |
| MYAGDI () | 4 | 18,725.08 | 18,447.92 | 277.16 | 214 |
| NAWALPARASI () | 6 | 945.96 | 521.54 | 424.42 | 510 |
| NUWAKOT () | 2 | 486.26 | 457.24 | 29.02 | 99 |
| PARSA () | 8 | 925.82 | 503.71 | 422.1 | 659 |
| RAMECHHAP () | 6 | 19,549.62 | 18,995.14 | 554.48 | 389 |
| RASUWA () | 2 | 4,400.00 | 3,480.00 | 920 | 106 |
| RAUTAHAT () | 1 | 350 | 310 | 40 | 165 |
| RUPANDEHI () | 7 | 840 | 535.5 | 304.5 | 445 |
| SANKHUWASABHA () | 3 | 85,390.86 | 83,871.59 | 1,519.27 | 234 |
| SAPTARI () | 1 | 96.86 | 62.89 | 33.97 | 60 |
| SINDHUPALCHOWK () | 3 | 7,531.93 | 7,362.79 | 169.15 | 174 |
| SOLUKHUMBU () | 3 | 17,885.75 | 17,130.86 | 754.89 | 876 |
| SUNSARI () | 8 | 1,424.30 | 1,052.60 | 371.7 | 789 |
| SYANGJA () | 1 | 375.41 | 246.55 | 128.85 | 39 |
| TANAHU () | 3 | 41,340.50 | 41,287.40 | 53.1 | 1,162 |
| TAPLEJUNG () | 2 | 9,264.00 | 9,170.00 | 94 | 41 |
| TEHRATHUM () | 1 | 833.3 | 827.3 | 6 | 35 |
| TOTAL | 371 | 2,89,307.65 | 2,76,698.77 | 12,608.88 | 21,538 |

Table 8 : Number of Industries Registered by District (Up to F.Y. 2070/71)

| DISTRICT | NO. OF | TOTAL CAPITAL | FIXED CAPITAL | WORKING | NO. OF |
|----------|--------|---------------|---------------|---------|--------|
|----------|--------|---------------|---------------|---------|--------|

| | INDUSTRY | | | CAPITAL | EMPLOYMENT |
|-------------------|----------|------------------|------------------|------------------|------------|
| | | (Rs. in million) | (Rs. in million) | (Rs. in million) | |
| ACHHAM (अ) | 4 | 1,071.57 | 1,050.17 | 21.4 | 257 |
| ARGHAKHACHI (अ) | 3 | 4,558.08 | 4,328.58 | 229.49 | 353 |
| BAGLUNG (ब) | 5 | 1,844.78 | 1,823.48 | 21.3 | 234 |
| BAITADI (ब) | 5 | 87 | 76.3 | 10.7 | 416 |
| BAJHANG (ब) | 4 | 783.3 | 758.8 | 24.5 | 285 |
| BAJURA (ब) | 1 | 39.9 | 31.63 | 8.28 | 29 |
| BANKE (ब) | 62 | 7,779.83 | 6,323.49 | 1,456.33 | 5,881 |
| BARA (ब) | 196 | 30,336.96 | 20,017.38 | 10,319.58 | 21,605 |
| BARDIYA (ब) | 15 | 620.07 | 527.53 | 92.54 | 662 |
| BHAKTAPUR (क) | 136 | 6,341.47 | 4,940.92 | 1,400.55 | 13,492 |
| BHOJPUR (ब) | 4 | 1,147.23 | 131.73 | 1,015.51 | 222 |
| CHITWAN (च) | 151 | 15,884.80 | 12,348.47 | 3,536.33 | 9,956 |
| DADEL DHURA (ड) | 3 | 111.19 | 103.22 | 7.97 | 85 |
| DAILEKH (ड) | 4 | 1,531.75 | 1,509.25 | 22.5 | 144 |
| DANG (ड) | 28 | 9,634.44 | 8,769.79 | 866.74 | 3,779 |
| DARCHULA (ड) | 5 | 1,954.86 | 1,910.27 | 44.59 | 319 |
| DHADING (ड) | 41 | 17,865.24 | 16,824.67 | 1,040.57 | 2,895 |
| DHANKUTA (ड) | 17 | 2,240.44 | 1,914.83 | 335.61 | 2,759 |
| DHANUSHA (ड) | 30 | 3,714.72 | 3,191.37 | 523.36 | 2,759 |
| DOLKHA (ड) | 24 | 53,212.60 | 52,782.32 | 430.28 | 5,704 |
| DOLPA (ड) | 1 | 4.72 | 3.91 | 0.81 | 21 |
| DOTI (ड) | 6 | 13,400.00 | 13,280.70 | 119.3 | 220 |
| GORKHA (ग) | 18 | 3,595.76 | 3,493.06 | 102.7 | 1,174 |
| GULMI (ग) | 5 | 1,820.77 | 1,747.37 | 73.4 | 109 |
| HUMLA (ग) | 5 | 46 | 38.7 | 7.3 | 105 |
| ILAM (इ) | 35 | 10,822.94 | 9,522.73 | 1,300.20 | 5,900 |
| JAJARKOT (ज) | 1 | 50 | 46 | 4 | 55 |
| JHAPA (ज) | 89 | 6,672.79 | 5,689.16 | 983.63 | 14,135 |

| | | | | | |
|--------------------|-------|-------------|-------------|-----------|----------|
| KAILALI () | 28 | 2,836.68 | 1,606.08 | 1,230.60 | 2,779 |
| KALIKOT () | 2 | 3,800.00 | 3,600.00 | 200 | 230 |
| KANCHANPUR () | 23 | 2,257.77 | 1,838.99 | 418.77 | 3,391 |
| KAPILBASTU () | 25 | 4,903.22 | 3,975.15 | 928.08 | 3,067 |
| KASKI (कास्की) | 264 | 42,002.38 | 38,533.65 | 3,460.83 | 14,062 |
| KATHMANDU () | 2,605 | 1,40,851.76 | 1,08,602.66 | 32,293.81 | 2,04,901 |
| KAVRE () | 122 | 6,017.58 | 4,808.63 | 1,208.94 | 10,113 |
| KHOTANG () | 3 | 988.5 | 962.25 | 26.25 | 100 |
| LALITPUR () | 573 | 27,488.45 | 18,249.15 | 9,347.29 | 34,830 |
| LAMJUNG () | 24 | 32,900.45 | 31,941.67 | 958.78 | 1,825 |
| MAHOTTARI () | 4 | 996.6 | 842.77 | 153.84 | 767 |
| MAKWANPUR () | 87 | 12,090.41 | 9,169.84 | 2,920.58 | 8,487 |
| MANANG () | 1 | 900 | 885 | 15 | 256 |
| MORANG () | 211 | 16,358.15 | 11,443.88 | 4,914.27 | 18,682 |
| MUGU () | 2 | 50.97 | 45.11 | 5.86 | 68 |
| MUSTANG () | 6 | 2,221.35 | 2,169.39 | 51.96 | 357 |
| MYAGDI (म्याग्दी) | 11 | 34,589.68 | 34,047.22 | 542.46 | 511 |
| NAWALPARASI () | 89 | 18,277.52 | 14,861.47 | 3,416.05 | 8,922 |
| NUWAKOT () | 30 | 10,718.90 | 10,373.37 | 346.53 | 1,540 |
| OKHALDHUNDA () | 1 | 1,214.00 | 1,200.00 | 14 | 50 |
| PALPA () | 5 | 1,262.21 | 1,108.28 | 153.93 | 506 |
| PANCHATHAR () | 9 | 5,957.14 | 5,850.69 | 106.45 | 2,743 |
| PARBAT () | 2 | 120 | 116.31 | 3.69 | 231 |
| PARSA () | 140 | 12,127.85 | 7,271.02 | 5,327.32 | 13,389 |
| RAMECHHAP () | 10 | 21,002.92 | 20,156.74 | 846.19 | 683 |
| RASUWA () | 15 | 32,154.91 | 29,905.41 | 2,249.50 | 2,121 |

| | | | | | |
|-----------------------|-------|-------------|-------------|-------------|----------|
| RAUTAHAT () | 7 | 542.23 | 456.4 | 85.82 | 459 |
| ROLPA () | 3 | 1,022.79 | 971.86 | 50.94 | 4,066 |
| RUKUM () | 2 | 400 | 355 | 45 | 216 |
| RUPANDEHI () | 164 | 18,701.29 | 13,796.04 | 4,905.25 | 16,289 |
| SALYAN () | 1 | 6,200.00 | 6,000.00 | 200 | 273 |
| SANKHUWASABHA () | 11 | 89,249.04 | 87,616.58 | 1,632.46 | 1,500 |
| SAPTARI () | 12 | 770.99 | 617.27 | 153.72 | 1,139 |
| SARLAHI () | 15 | 3,330.77 | 2,823.32 | 507.46 | 2,433 |
| SINDHULI () | 2 | 203.84 | 194.85 | 8.99 | 195 |
| SINDHUPALCHOWK () | 35 | 45,262.29 | 43,971.19 | 1,291.10 | 3,261 |
| SIRAHA () | 9 | 3,202.39 | 2,711.92 | 490.47 | 1,293 |
| SOLUKHUMBU () | 32 | 28,675.51 | 27,656.49 | 1,019.02 | 2,780 |
| SUNSARI () | 118 | 11,069.68 | 8,321.27 | 2,748.40 | 13,220 |
| SURKHET () | 8 | 2,195.46 | 1,904.00 | 291.46 | 787 |
| SYANGJA () | 4 | 406.32 | 281.19 | 125.14 | 498 |
| TANAHU () | 14 | 41,931.50 | 41,756.41 | 175.1 | 1,945 |
| TAPLEJUNG () | 9 | 15,545.43 | 15,381.44 | 163.98 | 367 |
| TEHRATHUM () | 5 | 2,575.00 | 2,551.15 | 23.85 | 195 |
| UDAYPUR () | 5 | 5,853.71 | 5,296.60 | 557.11 | 764 |
| TOTAL | 5,646 | 9,08,400.83 | 7,99,413.55 | 1,09,615.68 | 4,79,846 |

Top Ten Districts on the basis of Industries Registration up to F/Y 2070/071

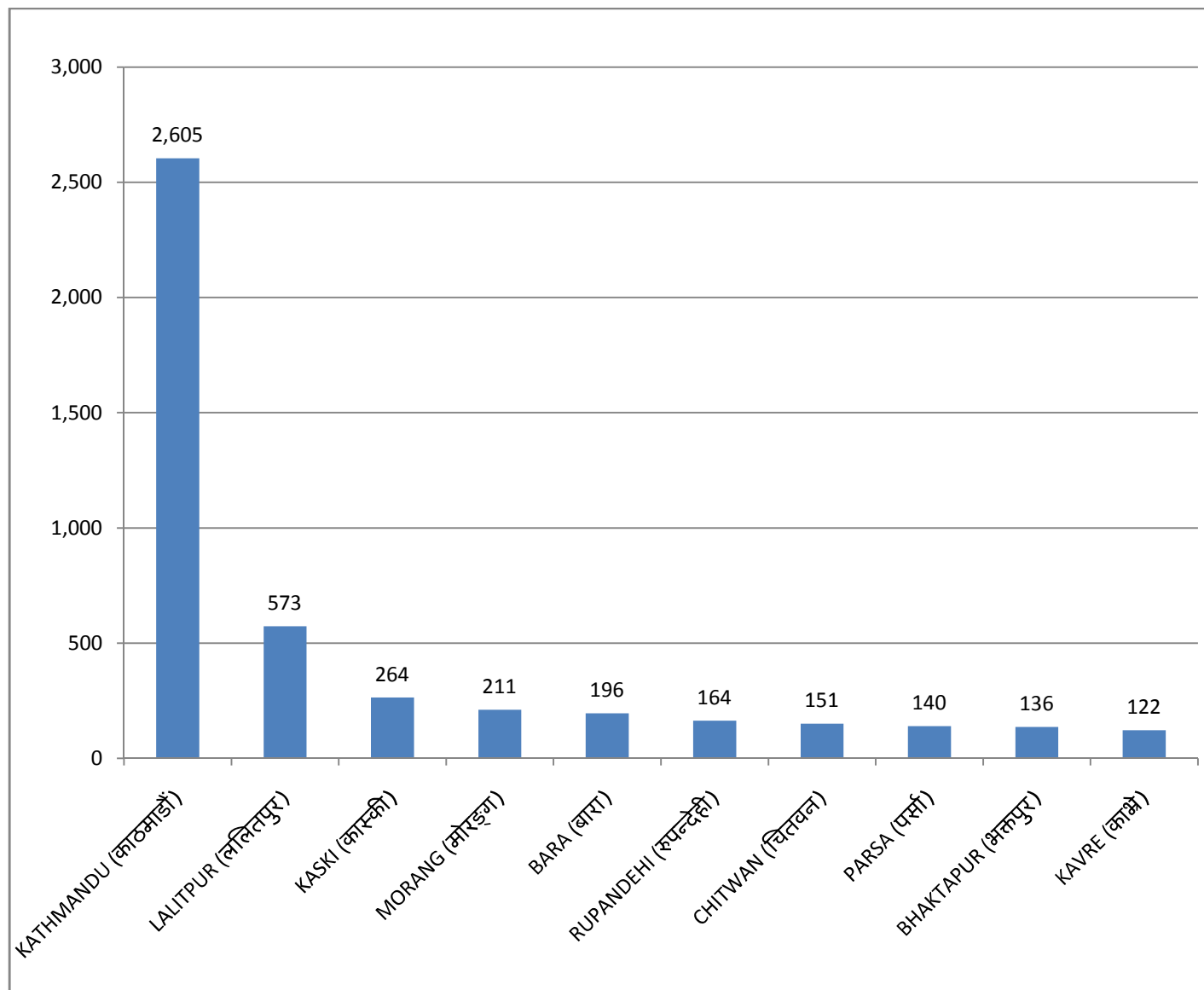




Table 9 : List of Industries Approved for Foreign Investment (F.Y. 2070/71)

| S.N. | Company Name | Location | Foreign Investment | Products & Annual Capacity | Employment | Country | Foreign Equity (%) |
|---------------------|--|-------------|--------------------|---|------------|------------------|--------------------|
| Agricultural | | | | | | | |
| 1 | ORGANIC AGRICULTURAL FARMING INDUSTRY ॐ | LALITPUR | 3,50,00,000 | ORGANIC VEGETABLES 240 MT | 40 | CHINA (MAINLAND) | Foreign - 100% |
| 2 | ORGANIC AGRICULTURAL FARMING INDUSTRY ॐ | KATHMANDU | 3,50,00,000 | ORGANIC VEGETABLES 200 MT | 30 | CHINA (MAINLAND) | Foreign - 100% |
| 3 | ORGANIC AGRICULTURAL FARMING INDUSTRY ॐ | KATHMANDU | 3,00,00,000 | ORGANIC VEGETABLES 200 MT | 35 | CHINA (MAINLAND) | Foreign - 100% |
| 4 | ORGANIC AGRICULTURAL FARMING INDUSTRY ॐ | LALITPUR | 2,00,00,000 | ORGANIC VEGETABLES 220 MT | 35 | USA | Foreign - 100% |
| 5 | ORGANIC AGRICULTURAL FARMING INDUSTRY ॐ | KAVRE | 1,00,00,000 | ORGANIC VEGETABLES 50 MT, ORGANIC FRUITS 50 MT, COS MILK 240 MT | 32 | SOUTH KOREA | Foreign - 100% |
| 6 | FLORICULTURE INDUSTRY ॐ | LALITPUR | 3,50,00,000 | FLOWERS 35 MT | 45 | CHINA (MAINLAND) | Foreign - 100% |
| 7 | ORGANIC VEGETABLES ॐ | KATHMANDU | 2,00,00,000 | ORGANIC VEGETABLES 200 MT | 35 | GERMANY | Foreign - 100% |
| 8 | ORGANIC VEGETABLES ॐ | LALITPUR | 1,00,00,000 | ORGANIC VEGETABLES 112 MT | 29 | SOUTH AFRICA | Foreign - 100% |
| 9 | ORGANIC VEGETABLES ॐ | KATHMANDU | 3,50,00,000 | ORGANIC VEGETABLES 200 MT | 32 | CHINA (MAINLAND) | Foreign - 100% |
| 10 | COFFEE PLANTATION AND PROCESSING | DADEL DHURA | 1,00,00,000 | COFFEE BEANS 25 MT | 27 | USA | Foreign - 100% |
| 11 | ORGANIC VEGETABLES ॐ | LALITPUR | 3,50,00,000 | ORGANIC VEGETABLES 250 MT | 40 | CHINA (MAINLAND) | Foreign - 100% |

| S.N. | Company Name | Location | Foreign Investment | Products & Annual Capacity | Employment | Country | Foreign Equity (%) |
|------|---------------------------------------|-----------|--------------------|---|------------|------------------------|----------------------------|
| 12 | VEGETABLE FARMING INDUSTRY &# | KATHMANDU | 2,50,00,000 | VEGETABLES 150 MT | 29 | CHINA (MAINLAND) | Foreign - 100% |
| 13 | ORGANIC VEGETABLES | KATHMANDU | 2,50,00,000 | ORGANIC VEGETABLES 150 MT, ORGANIC FRUITS 50 MT | 40 | UK | Foreign - 100% |
| 14 | ORGANIC VEGETABLES | LALITPUR | 2,00,00,000 | ORGANIC VEGETABLES 150 MT | 25 | USA | Foreign - 100% |
| 15 | ORGANIC VEGETABLES उत्पादन गर्न | KATHMANDU | 1,50,00,000 | ORGANIC VEGETABLES 125 MT | 29 | CHINA (MAINLAND) | Foreign - 100% |
| 16 | ORGANIC VEGETABLES | KATHMANDU | 50,00,000 | ORGANIC VEGETABLES 70 MT | 13 | NEW ZEALAND | Foreign - 100% |
| 17 | ORGANIC AGRICULTURAL FARMING INDUSTRY | KATHMANDU | 3,50,00,000 | ORGANIC VEGETABLES 190 MT | 30 | CHINA (MAINLAND) | Foreign - 100% |
| 18 | ORGANIC AGRICULTURAL FARMING INDUSTRY | KATHMANDU | 3,50,00,000 | ORGANIC VEGETABLES 180 MT | 30 | CHINA (MAINLAND) | Foreign - 100% |
| 19 | COFFEE FARMING PROCESSING | CHITWAN | 40,00,000 | ROASTED COFFEE BEANS 15 MT | 28 | AUSTRALIA | Local - 60%, Foreign - 40% |
| 20 | ORGANIC AGRICULTURAL FARMING INDUSTRY | LALITPUR | 2,00,00,000 | ORGANIC VEGETABLES 150 MT | 25 | CHINA (MAINLAND) | Foreign - 100% |
| 21 | ORGANIC VEGETABLES | KATHMANDU | 50,00,000 | ORGANIC VEGETABLES 70 MT | 16 | BRITISH VIRGIN ISLANDS | Foreign - 100% |
| 22 | ORGANIC VEGETABLES | KATHMANDU | 3,50,00,000 | ORGANIC VEGETABLES 180 MT | 27 | CHINA (MAINLAND) | Foreign - 100% |
| 23 | HITS ORGANIC VEGETABLES PVT. LTD. | LALITPUR | 3,50,00,000 | ORGANIC VEGETABLES 200 MT | 32 | CHINA (MAINLAND) | Foreign - 100% |
| 24 | JENITH ORGANIC VEGETABLES PVT. LTD. | KATHMANDU | 3,50,00,000 | ORGANIC VEGETABLES 240 MT | 35 | CHINA (MAINLAND) | Foreign - 100% |

| S.N. | Company Name | Location | Foreign Investment | Products & Annual Capacity | Employment | Country | Foreign Equity (%) |
|------|---|-----------|--------------------|--|------------|------------------|----------------------------|
| 25 | MARION ORGANIC FARM PVT. LTD. | LALITPUR | 1,50,00,000 | ORGANIC VEGETABLES 180 MT | 30 | FRANCE | Foreign - 100% |
| 26 | AKASHA AGRICULTURE COMPANY PVT. LTD. | KATHMANDU | 2,00,00,000 | ORGANIC VEGETABLES 150 MT | 29 | GERMANY | Foreign - 100% |
| 27 | MIKIKO ORGANIC FARM PVT. LTD. | LALITPUR | 2,00,00,000 | ORGANIC VEGETABLES 150 MT | 27 | CHINA (MAINLAND) | Foreign - 100% |
| 28 | WEILI ORGANIC FARM PVT. LTD. | LALITPUR | 3,00,00,000 | ORGANIC VEGETABLES 180 MT | 32 | CHINA (MAINLAND) | Foreign - 100% |
| 29 | PI LI ORGANIC FARM PVT. LTD. | LALITPUR | 2,50,00,000 | ORGANIC VEGETABLES 180 MT | 30 | CHINA (MAINLAND) | Foreign - 100% |
| 30 | LI KUN ORGANIC VEGETABLES PVT. LTD. | KATHMANDU | 3,50,00,000 | ORGANIC VEGETABLE 210 MT | 35 | CHINA (MAINLAND) | Foreign - 100% |
| 31 | अर्गानिक कृषि | LALITPUR | 98,00,000 | DRIED GINGER 40 MT, TURMERIC POWDER 15 MT, BUKWHEAT POWDER 35 MT, COFFEE 10 MT | 20 | FRANCE | Local - 51%, Foreign - 49% |
| 32 | SERTUNG ORGANIC VEGETABLES PVT. LTD. | LALITPUR | 2,50,00,000 | ORGANIC VEGETABLE 160 MT | 25 | CHINA (MAINLAND) | Foreign - 100% |
| 33 | ZHIYONG ORGANIC FARM PVT. LTD. | LALITPUR | 2,50,00,000 | ORGANIC VEGETABLE 180 MT | 25 | CHINA (MAINLAND) | Foreign - 100% |
| 34 | FARMING BERRIES FRUITS | KAVRE | 1,00,00,000 | BARRIES 20 MT, FRUITS 60 MT | 19 | FINLAND | Foreign - 100% |
| 35 | INTERNATIONAL METHHELP NEPAL PVT. LTD. | KAVRE | 1,00,00,000 | BARRIES 20 MT, FRUITS 60 MT | 19 | FINLAND | Foreign - 100% |
| 36 | CHENGLU ORGANIC ARGICULTURAL FARM PVT. LTD. | LALITPUR | 2,50,00,000 | ORGANIC VEGETABLE 160 MT | 25 | CHINA (MAINLAND) | Foreign - 100% |
| 37 | TIME STYLE ORGANIC PVT. LTD. | KASKI | 50,00,000 | ORGANIC VEGETABLE 125 MT | 27 | JAPAN | Foreign - 100% |
| 38 | HIMALAYAN NURI HEALING FARM PVT. LTD. | KAVRE | 1,39,99,500 | VEGETABLES 115 MT, FRUITS 5 MT | 29 | SOUTH KOREA | Local - 6.67%, Foreign - |



| S.N. | Company Name | Location | Foreign Investment | Products & Annual Capacity | Employment | Country | Foreign Equity (%) |
|---------------------|---|-----------|--------------------|---|------------|------------------|------------------------------------|
| | | | | | | | 93.33 % |
| 39 | NEPAL HAOSENG AGRICULTURAL TECHNOLOGY DEVELOPMENT PVT. LTD. | LALITPUR | 50,00,000 | VEGETABLE 55 MT, FRUITS 55 MT | 27 | CHINA (MAINLAND) | Local - 50%, Foreign - 50% |
| 40 | PALPASA ORGANIC VEGETABLES PVT. LTD. | LALITPUR | 2,50,00,000 | ORGANIC FRUITS 25 MT, ORGANIC VEGETABLES 25 MT, FLOWERS 25 MT | 45 | CHINA (MAINLAND) | Foreign - 100% |
| 41 | KAMANA HERBAL AND AGRO PVT. LTD. | KATHMANDU | 2,49,99,000 | VEGETABLES 80 MT, HERBS 40 MT, FLOWERS 5 MT | 29 | CHINA (MAINLAND) | Local - 16.67 %, Foreign - 83.33 % |
| 42 | HIMALAYA GREENTARA NEPAL BIOLOGY PVT. LTD. | KATHMANDU | 1,70,00,000 | ORGANIC VEGETABLES 50 MT, HERBS 5 MT, FLOWER 5 MT, HERBS POWDER 10 MT, ESSENTIAL OIL 1 KL | 50 | CHINA (MAINLAND) | Foreign - 100% |
| 43 | PEACE ORGANIC PVT. LTD. | KATHMANDU | 3,00,00,000 | ORGANIC VEGETABLES 157 MT | 25 | CHINA (MAINLAND) | Foreign - 100% |
| 44 | LIU LU FLORICULTURE PVT. LTD. | LALITPUR | 2,90,00,000 | FLOWER PLANTS 18250 NOS., FLOWERS 30 MT | 30 | CHINA (MAINLAND) | Foreign - 100% |
| 45 | YOUNG UN FARMING PVT. LTD. | GORKHA | 1,50,00,000 | VEGETABLES 60 MT, FRUITS 60 MT | 33 | SOUTH KOREA | Foreign - 100% |
| 46 | CRISTAL GREEN HOUSE PVT. LTD. | KATHMANDU | 1,00,00,000 | VEGETABLES 110 MT | 24 | CHINA (MAINLAND) | Foreign - 100% |
| 47 | PRABHU ORGANIC MISSION PVT. LTD. | LALITPUR | 1,99,98,000 | ORGANIC VEGETABLES 225 MT | 25 | USA | Local - 33.34 %, Foreign - 66.66 % |
| Energy Based | | | | | | | |
| 48 |  | NAMARJUN | 5,24,45,33,374 |  44 MW | 500 | INDIA | Local - 24.55 %, Foreign - 75.45 % |

| S.N. | Company Name | Location | Foreign Investment | Products & Annual Capacity | Employment | Country | Foreign Equity (%) |
|------|---|----------|--------------------|--|------------|-------------------------|-------------------------------------|
| | | | | | | | % |
| 49 | सम्भाव्यता अध्ययन गन | | 1,00,00,000 | FEASIBILITY STUDY OF HYDROPOWER 2 PROJECTS, FEASIBILITY STUDY OF SOLAR ENERGY 2 PROJECTS, FEASIBILITY STUDY OF WIND ENERGY 2 PROJECTS | 41 | USA | Foreign - 100% |
| 50 | FEASIBILITY STUDY OF ENERGY (HYDROELECTR IC) | | 10,00,00,000 | FEASIBILITY STUDY OF HYDROPOWER 138 MW | 42 | INDIA | Foreign - 100% |
| 51 | | TANGAL | 12,25,00,000 | HYDRO POWER 11 MW | 0 | JAPAN | Local - 65%, Foreign - 35% |
| 52 | सम्भाव्यता)FEASIBILITY STUDY) | | 60,00,00,000 | जल विद्युत सम्भाव्यता)FEASIBILITY STUDY) 480 MW | 280 | INDIA | Foreign - 100% |
| 53 | | | 4,08,00,00,000 | HYDRO POWER 49 MW | 0 | CHINA (MAINL AND) | Local - 20%, Foreign - 80% |
| 54 | LAMTANG BHOTEKOSHI HYDROPOWER COMPANY PVT. LTD. | | 12,60,00,000 | HYDRO POWER 9750 KW | 0 | CHINA (MAINL AND) | Local - 10%, Foreign - 90% |
| 55 | MAKARI GAD HYDROPOWER PVT. LTD. | | 66,66,58,400 | जल विद्युत 10 MW | 35 | COOK ISLAND S | Local - 20%, Foreign - 80% |
| 56 | SUNFARMER NEPAL PVT. LTD. | | 20,69,66,193 | SOLAR POWER INSTALLATIONS 20 PROJECTS | 8 | USA | Foreign - 100% |
| 57 | GANSU ENERGY PVT. LTD. | | 3,00,00,000 | SOLAR PV SYSTEM FOR HOME APPLIANCE 500 SETS, SOLAR PV SYSTEM FOR LIGHTNING 400 SEATS | 33 | CHINA (MAINL AND) | Foreign - 100% |

| S.N. | Company Name | Location | Foreign Investment | Products & Annual Capacity | Employment | Country | Foreign Equity (%) |
|----------------------|--|------------|--------------------|--|------------|------------------------|----------------------------|
| Manufacturing | | | | | | | |
| 58 | CHEESE MANUFACTURING INDUSTRY | KASKI | 50,00,000 | CHEESE 30 MT | 22 | JAPAN | Foreign - 100% |
| 59 | PRINTED AND LAMINATED PACKAGING MATERIALS MANUFACTURING INDUSTRY | KATHMANDU | 24,00,00,000 | PRINTED AND LAMINATED PACKAGING 3300 MT | 95 | BRITISH VIRGIN ISLANDS | Foreign - 100% |
| 60 | JUICE MANUFACTURING INDUSTRY | KATHMANDU | 1,00,00,000 | JUICE (MANGO, ORANGE, GRAPES) 100 KL | 44 | CHINA (MAINLAND) | Foreign - 100% |
| 61 | | KATHMANDU | 50,00,000 | READYMADE GARMENTS 90000 PCS. | 50 | ITALY | Local - 50%, Foreign - 50% |
| 62 | SOLAR PV SYSTEM PRODUCTION | KATHMANDU | 3,50,00,000 | SOLAR SYSTEM FOR HOME APPLIANCE 500 SETS, SOLAR PV SYSTEM FOR LIGHTING 4000 SETS | 33 | CHINA (MAINLAND) | Foreign - 100% |
| 63 | LARAIB FABRIK INDUSTRIES PVT. LTD. | LALITPUR | 90,00,000 | SHAWL 5000 PCS., STOLE 2000 PCS., MUFFLER 2000 PCS., SWEATER 1000 PCS., TROUSER 1000 PCS., T-SHIRT 4000 PCS. | 40 | PAKISTAN | Local - 10%, Foreign - 90% |
| 64 | COPPER INGOT | SOLUKHUMBU | 20,00,00,000 | COPPER INGOT 590 MT | 70 | CHINA (MAINLAND) | Foreign - 100% |
| 65 | VG LONDON PVT. LTD. | LALITPUR | 3,00,00,000 | SHIRT 6000 PCS., T-SHIRT 30000 PCS., PULLOVER 20000 PCS., JACKET 30000 PCS., SKIRT 30000 PCS., SHORTS 30000 PCS. | 95 | INDIA | Foreign - 100% |
| 66 | READYMADE GARMENTS | KATHMANDU | 50,00,000 | PANT 10000 NOS., SHIRT 10000 NOS., TROUSER 2000 NOS., BABY CLOTH 6000 | 38 | USA | Foreign - 100% |

| S.N. | Company Name | Location | Foreign Investment | Products & Annual Capacity | Employment | Country | Foreign Equity (%) |
|------|--|-----------|--------------------|---|------------|-------------------------|-------------------------------------|
| | | | | NOS., HALF PANT 2000 NOS. | | | |
| 67 | NEPAL PLATEAU CORDYCEPS TECHNOLOGY COMPANY PVT. LTD. | LALITPUR | 3,00,00,000 | HERBAL BODY CARE FORMULA 50 MT, HERBAL FOOD SUPPLEMENT 100 MT, HERBAL AROMATICS 50 MT | 50 | CHINA (MAINL AND) | Foreign - 100% |
| 68 | CHONGQING NOODLES PVT. LTD. | LALITPUR | 2,50,00,000 | NOODLES 2000 MT | 40 | CHINA (MAINL AND) | Foreign - 100% |
| 69 | SURYA NEPAL PVT. LTD. UNIT -3 | PARSA | 4,90,00,000 | INCENSE STICKS 700000000 STICKS | 320 | INDIA | Foreign - 100% |
| 70 | NEW HOPE AGRO BUSINESS NEPAL PVT. LTD. | CHITWAN | 15,00,00,000 | MASH FEED 10000 MT, PELLET FEED 30000 MT | 125 | SINGAP ORE | Foreign - 100% |
| 71 | SMART ASSEMBLE PVT. LTD. | KATHMANDU | 2,00,00,000 | DESKTOP COMPUTER 1000 NOS., LAPTOP COMPUTER 600 NOS., AUTOMATED ELECTRONIC CHARGING MACHINE 100 NOS. | 25 | TAJIKIS TAN | Foreign - 100% |
| 72 | जडिबुटी प्रशोधन ।।। । | BANKE | 2,60,00,000 | ESSENTIAL OIL 20000 LITTER, HERBAL POWDER 60 MT | 21 | USA | Local - 35%, Foreign - 65% |
| 73 | PORTAL PVT. LTD. | LALITPUR | 53,00,000 | CARGO BICYCLE 200 NOS., CORN SHELLER 30 NOS., BYCYCLE PTO 200 NOS. | 16 | USA | Foreign - 100% |
| 74 | SICHUAN NOODLES PVT. LTD. | LALITPUR | 3,50,00,000 | NOODLES ₹ 0 MT | 40 | CHINA (MAINL AND) | Foreign - 100% |
| 75 | । PROCESSED MEAT ₹ | SUNSARI | 7,00,00,000 | FROZEN BUFFALO MEATS 3000 MT, FROZEN GOAT MEATS 450 MT | 90 | CHINA (MAINL AND) | Local - 30%, Foreign - 70% |
| 76 | SKYFIRE POWER SOLUTIONS | LALITPUR | 2,00,00,000 | SOLAR VP SYSTEM FOR HOME APPLIANCES 600 | 70 | USA | Foreign - 100% |

| S.N. | Company Name | Location | Foreign Investment | Products & Annual Capacity | Employment | Country | Foreign Equity (%) |
|------|--|----------------------|--------------------|--|------------|------------------|----------------------------|
| | PVT. LTD. | | | PICES, SOLAR PV SYSTEM FOR LIGHTNING 5400 PICES | | | |
| 77 | CHINA LONG FOOD PVT. LTD. | BARDIYA | 9,00,00,000 | FROZEN BUFFALO MEAT 3350 MT, FROZEN GOAT MEATS 180 MT, DRIED MEAT 100 MT | 130 | CHINA (MAINLAND) | Foreign - 100% |
| 78 | NEPAL GREEN HIGH TECH PVT. LTD. | Unspecified District | 1,00,00,000 | SOLAR PV SYSTEM FOR HOME APPLIANCES 400 PICES, SOLAR PV SYSTEM FOR LIGHTNING 2600 PICES | 50 | SOUTH KOREA | Foreign - 100% |
| 79 | INTERNATIONAL GREEN DEVELOPERS PVT. LTD. | BHAKTAPUR | 1,56,57,215 | PERFAB ECO PANEL 50000 SQUAR METTER | 24 | BAHRAIN | Local - 50%, Foreign - 50% |
| 80 | MEAT PROCESSING | SUNSARI | 24,00,00,000 | FROZEN BUFFALO MEAT 6480 MT, FROZEN GOAT MEAT 500 MT, DRIED MEAT 300 MT, RAW HIDE 62000 PCS, ENTRAILS AND BONE BY PRODUCT 860 MT | 180 | INDIA | Foreign - 100% |
| 81 | HIMALI FACTORY PVT. LTD. | KATHMANDU | 3,00,00,000 | 200000 | 20 | JAPAN | Foreign - 100% |
| 82 | LIYUAN FOOD COMPANY PVT. LTD. | KATHMANDU | 3,00,00,000 | EXTRUDED PRODUCTS 600 MT, ROASTED PRODUCTS 400 MT, FRIED PRODUCTS 200 MT | 65 | CHINA (MAINLAND) | Foreign - 100% |
| 83 | E. PAY ELECTRONIC ASSEMBLE PVT. LTD. | KATHMANDU | 1,50,00,000 | DESKTOP COMPUTER 600 NOS., LAPTOP COMPTER 400 NOS., AUTOMATED ELECTRONIC CHARGING MACHINE 100 NOS. | 25 | AZERBAIJAN | Foreign - 100% |
| 84 | KONGSHANG NOODLES | KATHMANDU | 2,50,00,000 | NOODLES 1500 MT | 35 | CHINA (MAINLAND) | Foreign - 100% |

| S.N. | Company Name | Location | Foreign Investment | Products & Annual Capacity | Employment | Country | Foreign Equity (%) |
|------|---|-----------|--------------------|--|------------|------------------|----------------------------|
| | MANUFACTURING PVT. LTD. | | | | | AND) | |
| 85 | CHRISTINE ORGANIC FARM PVT. LTD. | LALITPUR | 2,50,00,000 | ORGANIC VEGETABLE 200 MT | 30 | BELGIUM | Foreign - 100% |
| 86 | BALBOD BHUSHO ZHOLHEKHANG FURNITURE PVT. LTD. | KATHMANDU | 1,50,00,000 | WOODEN FURNITURE 2200 PCS | 20 | CHINA (MAINLAND) | Local - 25%, Foreign - 75% |
| 87 | HERBAL | KATHMANDU | 2,00,00,000 | HERBAL MEDICINE 2 MT | 37 | CHINA (MAINLAND) | Foreign - 100% |
| 88 | YINGMIN PLASTIC PVT. LTD. | KATHMANDU | 3,00,00,000 | PLASTIC PRODUCT 480 MT | 40 | CHINA (MAINLAND) | Foreign - 100% |
| 89 | MACHCHHEGAUN SOLAR PVT. LTD. | KATHMANDU | 4,00,00,000 | SOLAR PV SYSTEM FOR HOME APPLIANCE 500 SEATS, SOLAR PV SYSTEM FOR LIGHTNING 4000 SEATS | 33 | CHINA (MAINLAND) | Foreign - 100% |
| 90 | HERO BUFF MEAT SUPPLIERS PVT. LTD. | PARSA | 95,00,000 | FROZEN BUFF MEAT 300 MT, BUFF DRY MEAT 100 MT | 38 | CHINA (MAINLAND) | Foreign - 100% |
| 91 | SHANGHAI NOODLES PVT. LTD. | KATHMANDU | 2,50,00,000 | NOODLES 1200 MT | 31 | CHINA (MAINLAND) | Foreign - 100% |
| 92 | THE ORIGINAL COFFEE PVT. LTD. | KATHMANDU | 50,00,000 | COFFEE CAPSUL 28 MT | 15 | FRANCE | Foreign - 100% |
| 93 | FRED'S BAKERY PVT. LTD. | LALITPUR | 50,00,000 | BAKERY PRODUCTS 60 MT | 22 | FRANCE | Foreign - 100% |
| 94 |  | MORANG | 6,62,36,990 | प्रेसनर स्वीट सुपारी 0 टन | 11 | INDIA | Foreign - 100% |
| 95 | CHINA JI XIANG GUI PVT. LTD. | LALITPUR | 50,00,000 | HAND DRILL MACHINE 9000 NOS. | 16 | CHINA (MAINLAND) | Foreign - 100% |
| 96 | DEURALI NOODLES PVT. LTD. | LALITPUR | 2,50,00,000 | NOODLES 1000 MT | 35 | CHINA (MAINLAND) | Foreign - 100% |
| 97 | BAISHNODEVI ORGANIC VEGETABLES PVT. LTD. | LALITPUR | 2,50,00,000 | ORGANIC VEGETABLES 150 MT, ORGANIC FRUITS 50 MT | 40 | CHINA (MAINLAND) | Foreign - 100% |
| 98 |  | SUNSARI | 4,41,00,000 | 0 | 50 | SINGAPORE | Local - 10%, |

| S.N. | Company Name | Location | Foreign Investment | Products & Annual Capacity | Employment | Country | Foreign Equity (%) |
|----------------|---|-------------|--------------------|--|------------|-------------------------|--|
| | नरु न CHEWING TOBACCO उत्पादन गन | | | MT, नरु 0 MT, CHEWING TOBACCO 50 MT | | | Foreign - 90% |
| 99 | KOSTO PVT. LTD. | KATHMANDU | 50,00,000 | READYMADE GARMENT 30 NOS. | 38 | LITHUA NIA | Foreign - 100% |
| 100 | | BARA | 7,74,40,000 | BUFFALO MEAT 3165 MT, DRY & PROCESSED MEAT 300 MT, SAUSAGE 100 MT | 68 | CHINA (MAINL AND) | Local - 22.56 %, Foreign - 77.44 % |
| 101 | ORGANIC FERTILIZER नरु | NAWALPARASI | 49,99,700 | ORGANIC FERTILIZER 21000 KG, LIQUID ORGANIC FERTILIZER 35600 LTR. | 0 | JAPAN | Local - 41.18 %, Foreign - 58.82 % |
| Mineral | | | | | | | |
| 102 | TALC MINING AND TALC POWDER PRODUCTION | CHITWAN | 5,62,50,000 | TALC POWDER 10500 MT, TALC ORE 12600 MT | 50 | INDIA | Local - 25%, Foreign - 75% |
| 103 | TALC MINING AND TALC POWDER PRODUCTION | BAJHANG | 1,20,00,000 | TALE ORE 4800 MT, TALE POWDER 4000 MT | 70 | INDIA | Local - 20%, Foreign - 80% |
| 104 | नरु CRUSHED LIMESTONE नरु | KANCHANPUR | 42,00,000 | LIMESTONE LUMPS 3000 MT, CRUSHED LIMESTONE 2700 MT | 51 | INDIA | Local - 30%, Foreign - 70% |
| 105 | नरु TALC POWDER नरु | KANCHANPUR | 44,80,000 | TALC LUMPS 300 MT, TALC POWDER 2700 MT | 64 | INDIA | Local - 30%, Foreign - 70% |
| 106 | नरु DOLOMITE POWDER नरु | DARCHULA | 44,80,000 | DOLOMITE LUMPS 3000 MT, DOLOMITE POWDER 2700 MT | 57 | INDIA | Local - 30%, Foreign - 70% |
| 107 | HUA NI MINING COMPANY PVT. LTD. | DANG | 3,00,00,000 | PLACER GOLD 18 KG | 212 | CHINA (MAINL AND) | Foreign - 100% |

| S.N. | Company Name | Location | Foreign Investment | Products & Annual Capacity | Employment | Country | Foreign Equity (%) |
|---------|-------------------------------------|------------|--------------------|---|------------|------------------|----------------------------|
| 108 | PLACER GOLD उत्पादन गन | KAILALI | 5,00,00,000 | PLACER GOLD 25 KG | 85 | CHINA (MAINLAND) | Foreign - 100% |
| 109 | KAILASH MINING COMPANY PVT. LTD. | KANCHANPUR | 5,00,00,000 | PLACER GOLD 25 KG | 80 | CHINA (MAINLAND) | Foreign - 100% |
| 110 | LEAD INGOT | KAILALI | 3,00,00,000 | COPPER INGOT 600 MT | 60 | CHINA (MAINLAND) | Foreign - 100% |
| 111 | COPPER INGOT | MAKWANPUR | 2,00,00,000 | COPPER INGOT 600 MT | 58 | CHINA (MAINLAND) | Foreign - 100% |
| 112 | YUAN ZHENG MINING COMPANY PVT. LTD. | DANG | 2,00,00,000 | PLACER GOLD 25 KG | 80 | CHINA (MAINLAND) | Foreign - 100% |
| Service | | | | | | | |
| 113 | LANGUAGE TRAINING INSTITUTE & | KATHMANDU | 2,00,00,000 | ENGLISH LANGUAGE TRAINING 500 STUDENTS, JAPANESE LANGUAGE TRAINING 400 STUDENTS | 37 | JAPAN | Foreign - 100% |
| 114 | COMPUTER TRAINING | LALITPUR | 2,05,00,000 | COMPUTER TRAINING 900 STUDENTS | 40 | CHINA (MAINLAND) | Foreign - 100% |
| 115 | CHINESE LANGUAGE TRAINING | KATHMANDU | 50,00,000 | CHINESE LANGUAGE TRAINING 200 PERSONS | 25 | MALAYSIA | Foreign - 100% |
| 116 | INTERNATIONAL CARGO HANDLING | KATHMANDU | 50,00,000 | CARGO HANDLING 5000 MT | 45 | INDIA | Foreign - 100% |
| 117 | COMPUTER SOFTWARE DEVELOPMENT | LALITPUR | 60,00,000 | COMPUTER SOFTWARE DEVELOPMENT 190 PERSONS | 15 | SOUTH KOREA | Local - 70%, Foreign - 30% |
| 118 | MEDICAL DIAGNOSTIC | KATHMANDU | 50,00,000 | MEDICAL DIAGNOSTIC 30000 NOS. | 8 | MAURITIUS | Local - 50%, Foreign - 50% |
| 119 | ENGLISH & KOREAN | KATHMANDU | 50,00,000 | ENGLISH LANGUAGE | 27 | SOUTH KOREA | Foreign - 100% |

| S.N. | Company Name | Location | Foreign Investment | Products & Annual Capacity | Employment | Country | Foreign Equity (%) |
|------|-----------------------------------|-----------|--------------------|--|------------|------------------|--------------------|
| | LANGUAGE TRAINING १ | | | TRAINING 600 PERSONS, KOREAN LANGUAGE TRAINING 300 PERSONS | | | |
| 120 | CONSTRUCTION SERVICE ५ | LALITPUR | 90,00,000 | CONSTRUCTION SERVICE 10 KAROD | 100 | INDIA | Foreign - 100% |
| 121 | ANADOLU LANGUAGE CENTER PVT. LTD. | KATHMANDU | 1,50,00,000 | ENGLISH LANGUAGE TRAINING 200 PERSONS, TURKISH LANGUAGE TRAINING 200 PERSONS, FRENCH LANGUAGE TRAINING 150 PERSONS, GERMAN LANGUAGE TRAINING 150 PERSONS | 24 | TURKEY | Foreign - 100% |
| 122 | LANGUAGE TRAINING INSTITUTE ५ & | KATHMANDU | 2,50,00,000 | CHINESE LANGUAGE TRAINING 900 PERSONS | 28 | CHINA (MAINLAND) | Foreign - 100% |
| 123 | SOFTWARE DEVELOPMENT | LALITPUR | 50,00,000 | DIFFERENT TYPES OF SOFTWARE DEVELOPMENT 50 PACKAGES | 24 | USA | Foreign - 100% |
| 124 | SOFTWARE DEVELOPMENT | KATHMANDU | 2,50,00,000 | SOFTWARE DEVELOPMENT 400 PACKAGES | 170 | BANGLADESH | Foreign - 100% |
| 125 | LANGUAGE TRAINING INSTITUTE ५ & | KATHMANDU | 50,00,000 | ENGLISH LANGUAGE TRAINING 200 PERSONS, CHINESE LANGUAGE TRAINING 300 PERSONS, NEPALI LANGUAGE TRAINING 200 PERSONS | 19 | CHINA (MAINLAND) | Foreign - 100% |
| 126 | PRINTING ५ ५ | LALITPUR | 1,26,50,000 | FLEX PRINTING 3000000 FT2, PAPER PRINTING 1200 RIM, SCREEN PRINT & DESIGN 3000000 | 19 | INDIA | Foreign - 100% |

| S.N. | Company Name | Location | Foreign Investment | Products & Annual Capacity | Employment | Country | Foreign Equity (%) |
|------|------------------------------------|-----------|--------------------|--|------------|------------------|----------------------------|
| | | | | IMPRESSION | | | |
| 127 | LANGUAGE TRAINING INSTITUTE ॐ & | KATHMANDU | 1,50,00,000 | ENGLISH LANGUAGE TRAINING 150 PERSONS | 19 | PAKISTAN | Foreign - 100% |
| 128 | CONSTRUCTION COMPANY ॐ & | KATHMANDU | 2,45,00,000 | CONSTRUCTION SERVICE FOR INFRASTRUCTURE DEVELOPMENT LIKE HYDROPOWER, ROADS, BRIDGES, BUILDINGS 0 KAROD | 65 | ISRAEL | Local - 50%, Foreign - 50% |
| 129 | PRINTING ॐ ॐ | KATHMANDU | 1,00,00,000 | PRINTING 30000000 RS. | 32 | CHINA (MAINLAND) | Foreign - 100% |
| 130 | LANGUAGE TRAINING INSTITUTE ॐ & | LALITPUR | 3,50,00,000 | CHINESE LANGUAGE TRAINING 900 PERSONS | 23 | CHINA (MAINLAND) | Foreign - 100% |
| 131 | LANGUAGE TRAINING INSTITUTE ॐ & | KATHMANDU | 1,00,00,000 | CHINESE LANGUAGE TRAINING 300 PERSONS | 9 | CHINA (MAINLAND) | Foreign - 100% |
| 132 | SOFTWARE DEVELOPMENT | KATHMANDU | 50,00,000 | SOFTWARE DEVELOPMENT 120 PACKAGES | 27 | NORWAY | Foreign - 100% |
| 133 | K. HOLDINGS PVT. LTD. | LALITPUR | 1,80,00,00,000 | FINANCIAL INVESTMENT 10 PROJECTS, SHARE INVESTMENT 8 PROJECTS, OR, ANNUAL INVESTMENT CAPACITY - NRS. 1750000000 DEVELOPMENT & PROMOTION OF VARIOUS TYPES OF PROJECTS 18 PROJECTS | 50 | SOUTH KOREA | Foreign - 100% |
| 134 | VOCATIONAL TRAINING ॐ | KATHMANDU | 99,00,000 | SKILLED MANPOWER TRAINING 400 PERSONS, SEMI SKILLED MANPOWER TRAINING 40PERSONS | 66 | JAPAN | Local - 1%, Foreign - 99% |
| 135 | LANGUAGE TRAINING | KATHMANDU | 1,50,00,000 | ENGLISH LANGUAGE | 30 | JAPAN | Foreign - 100% |

| S.N. | Company Name | Location | Foreign Investment | Products & Annual Capacity | Employment | Country | Foreign Equity (%) |
|------|--|-----------|--------------------|--|------------|------------------|--------------------|
| | INSTITUTE ॐ & | | | TRAINING 300 PERSONS, JAPANESE LANGUAGE TRAINING 100 PERSONS, KOREAN LANGUAGE TRAINING 300 PERSONS | | | |
| 136 | LANGUAGE TRAINING INSTITUTE ॐ & | KATHMANDU | 50,00,000 | CHINESE LANGUAGE TRAINING 250 STUDENTS, ENGLISH LANGUAGE TRAINING 250 STUDENTS | 29 | CHINA (MAINLAND) | Foreign - 100% |
| 137 | ALTAI HIMALAYA WORKSHOP PVT. LTD. | KATHMANDU | 3,00,00,000 | YARN/FIBER/FABRIC DYEING 275 MT | 40 | INDIA | Foreign - 100% |
| 138 | LANGUAGE TRAINING INSTITUTE ॐ & | LALITPUR | 3,50,00,000 | CHINESE LANGUAGE TRAINING 750 STUDENTS | 27 | CHINA (MAINLAND) | Foreign - 100% |
| 139 | ENVISION BUILDERS PVT. LTD. | LALITPUR | 3,00,00,000 | CONSTRUCTION SERVICE 85000000 RS | 81 | USA | Foreign - 100% |
| 140 | BOASIS HOUSE PVT. LTD. | LALITPUR | 1,50,00,000 | ENGLISH LANGUAGE TRAINING 150 PERSONS, KOREAN LANGUAGE TRAINING 150 PERSONS | 27 | SOUTH KOREA | Foreign - 100% |
| 141 | CONVERSE LANGUAGE TRAINING INSTITUTE PVT. LTD. | LALITPUR | 3,50,00,000 | CHINESE LANGUAGE TRAINING 900 STUDENTS | 30 | CHINA (MAINLAND) | Foreign - 100% |
| 142 | ॐ ॐ ॐ | KATHMANDU | 55,00,000 | SOFTWARE DEVELOPMENT 123 PACKAGES | 10 | CYPRUS | Foreign - 100% |
| 143 | REMOTE CARGO PVT. LTD. | KATHMANDU | 1,50,00,000 | INTERNATIONAL CARGO HANDLING 5500 MT | 23 | UK | Foreign - 100% |
| 144 | ELIGHT SOFTWARE DEVELOPMENT | LALITPUR | 1,50,00,000 | SOFTWARE DEVELOPMENT 200 PACKAGES | 40 | CHINA (MAINLAND) | Foreign - 100% |

| S.N. | Company Name | Location | Foreign Investment | Products & Annual Capacity | Employment | Country | Foreign Equity (%) |
|------|---|-----------|--------------------|--|------------|------------------|-------------------------------|
| | PVT. LTD. | | | | | | |
| 145 | ENGINEERING AND MANAGEMENT ॐ CONSULTANCY SERVICES ॐ | KATHMANDU | 51,00,000 | ENGINEERING AND MANAGEMENT CONSULTANCY 100 NOS | 26 | UK | Local - 49%, Foreign - 51% |
| 146 | BALA LANGUAGE TRAINING CENTER PVT. LTD. | KATHMANDU | 50,00,000 | ENGLISH LANGUAGE TRAINING 250 PERSONS, RUSSIAN LANGUAGE TRAINING 250 PERSONS | 25 | UKRAINE | Foreign - 100% |
| 147 | EA OURSOURCE NEPAL PVT. LTD. | KATHMANDU | 50,00,000 | OUTSOURCED DATA PROCESSING 4800 HOURS | 13 | UK | Foreign - 100% |
| 148 | MORNING STAR LANGUAGE TRAINING INSTITUTE PVT. LTD. | LALITPUR | 3,50,00,000 | CHINESE LANGUAGE TRAINING 800 STUDENTS | 27 | CHINA (MAINLAND) | Foreign - 100% |
| 149 | AMBITIOUS JAPANESE LANGUAGE CENTRE PVT. LTD. | KATHMANDU | 1,00,00,000 | ENGLISH LANGUAGE TRAINING 300 PERSONS, JAPANESE LANGUAGE TRAINING 300 PERSONS | 27 | JAPAN | Foreign - 100% |
| 150 | CONSTRUCTION SERVICES FOR INFRASTRUCTURE DEVELOPMENT | LALITPUR | 2,85,00,000 | CONSTRUCTION SERVICES FOR INFRASTRUCTURE DEVELOPMENT (SUCH AS RESIDENTIAL BUILDING, BUSINESS COMPLEX, ROAD, BRIDGES, HYDRPOWER, IRRIGATION CANAL ETC.) 80000000 RS. | 81 | GERMANY | Local - 5%, Foreign - 95% |
| 151 | LI SAI LANGUAGE TRAINING CENTER PVT. LTD. | KATHMANDU | 50,00,000 | CHINESE LANGUAGE TRAINING 400 PERSONS, ENGLISH LANGUAGE | 32 | CHINA (MAINLAND) | Foreign - 100% |

| S.N. | Company Name | Location | Foreign Investment | Products & Annual Capacity | Employment | Country | Foreign Equity (%) |
|------|--|-----------|--------------------|---|------------|-------------------|----------------------------|
| | | | | TRAINING 400 PERSONS | | | |
| 152 | LINE SYSTEM ENGINEERING NEPAL PVT. LTD. | KATHMANDU | 50,00,000 | CONSTRUCTION SERVICE 30000000 | 20 | KAZAKH STAN | Foreign - 100% |
| 153 | ANNAPURNA LANGUAGE TRAINING CENTER PVT. LTD. | KATHMANDU | 3,50,00,000 | CHINESE LANGUAGE TRAINING 900 PERSONS | 30 | CHINA (MAINLAND) | Foreign - 100% |
| 154 | NEPAL LINCOLN ACADEMY PVT. LTD. | KATHMANDU | 50,00,000 | ENGLISH LANGUAGE TRAINING 100 NOS., CHINESE LANGUAGE TRAINING 100 NOS. | 25 | MALAYSIA | Foreign - 100% |
| 155 | D.S.L. INVESTMENT COMPANY PVT. LTD. | KATHMANDU | 1,00,00,00,000 | FINANCIAL INVESTMENT PROJECTS 10 PROJECTS, SHARE INVESTMENT 15 PROJECTS, DEVELOPMENT & PROMOTION OF INFRASTRUCTURE PROJECTS 18 PROJECTS | 50 | CHINA (HONG KONG) | Local - 20%, Foreign - 80% |
| 156 | G. R. PUBLICATION PVT. LTD. | LALITPUR | 1,00,00,000 | BOOKS, LEAFLETS, CATALOGS ETC. 200 NOS. | 24 | SOUTH KOREA | Foreign - 100% |
| 157 | GAXI SOFTWARE PVT. LTD. | KATHMANDU | 2,50,00,000 | SOFTWARE DEVELOPMENT 400 PACKAGE | 170 | BANGLADESH | Foreign - 100% |
| 158 | LIVING STONE MUSIC SCHOOL PVT. LTD. | LALITPUR | 1,00,00,000 | MUSICAL TRAINING 500 PERSONS | 17 | SOUTH KOREA | Foreign - 100% |
| 159 | LEARNING CENTER PVT. LTD. | LALITPUR | 3,50,00,000 | LANGUAGE TRAINING 900 PERSON | 30 | CHINA (MAINLAND) | Foreign - 100% |
| 160 | PYRO NETWORKS PVT. LTD. | KATHMANDU | 50,00,000 | SOFTWARE DEVELOPMENT 50 PACKAGE | 28 | INDIA | Foreign - 100% |
| 161 | ONE TO WATCH NEPAL PVT. LTD. | LALITPUR | 49,99,850 | BUSINESS PROCESSING OUTSOURCE (B.P.O.) SERVICE 5800 HOURS | 15 | NETHERLANDS | Local - 5%, Foreign - 95% |
| 162 | NAYA BATO GILPVT. LTD. | LALITPUR | 1,00,00,000 | KOREAN 300 PERSON, ENGLISH LANGUAGE TRAINING 100 | 20 | SOUTH KOREA | Foreign - 100% |

| S.N. | Company Name | Location | Foreign Investment | Products & Annual Capacity | Employment | Country | Foreign Equity (%) |
|------|--|-----------|--------------------|--|------------|----------------------|----------------------------|
| | | | | SEATS, NEPALI LANGUAGE TRAINING 100 SEATS, COMPUTER & MUSIC TRAINING 200 SEATS | | | |
| 163 | NEPAL HAI ZHIXING CARGO PVT. LTD. | LALITPUR | 2,00,00,000 | CARGO HANDLING 6000 MT | 30 | CHINA (MAINLAND) | Foreign - 100% |
| 164 | NILO STUDIO PVT. LTD. | LALITPUR | 50,00,000 | SOFTWARE DEVELOPMENT 50 PACKAGE | 28 | FRANCE | Foreign - 100% |
| 165 | TANZIFCO CLEANING & WASTE MANAGEMENT SERVICES PVT. LTD. | KATHMANDU | 52,50,000 | CLEANING TRAINING 350 PERSON | 14 | UNITED ARAB EMIRATES | Local - 25%, Foreign - 75% |
| 166 | OLIVE INTERNATIONAL LANGUAGE & COMPUTER TRAINING INSTITUTE | RUPANDEHI | 1,00,00,000 | ENGLISH LANGUAGE TRAINING 100 NOS., JAPANESE LANGUAGE TRAINING 100 NOS., KOREAN LANGUAGE TRAINING 100 NOS., COMPUTER TRAINING 100 NOS. | 22 | JAPAN | Foreign - 100% |
| 167 | YI HAO LANGUAGE CENTER PVT. LTD. | KATHMANDU | 1,00,00,000 | CHINESE LANGUAGE TRAINING 450 NOS., ENGLISH LANGUAGE TRAINING 450 NOS. | 34 | CHINA (MAINLAND) | Foreign - 100% |
| 168 | INTEGRAL TECHNOLOGY SOLUTION PVT. LTD. | KATHMANDU | 50,00,000 | SOFTWARE DEVELOPMENT 90 PACKAGE | 23 | CHINA (MAINLAND) | Foreign - 100% |
| 169 | BESTINET NEPAL PVT. LTD. | KATHMANDU | 95,00,000 | SOFTWARE DEVELOPMENT 100 PACKAGE, BOP CONTRACT 50 NOS. | 40 | MALAYSIA | Local - 5%, Foreign - 95% |
| 170 | NEBULA CHINESE LANGUAGE PVT. LTD. | KATHMANDU | 2,50,00,000 | CHINESE LANGUAGE TRAINING 800 NOS. | 26 | CHINA (MAINLAND) | Foreign - 100% |
| 171 | ANAMOL COMPUTER TRAINING PVT. | LALITPUR | 2,50,00,000 | COMPUTER TRAINING 900 NOS. | 35 | CHINA (MAINLAND) | Foreign - 100% |

| S.N. | Company Name | Location | Foreign Investment | Products & Annual Capacity | Employment | Country | Foreign Equity (%) |
|------|--|-----------|--------------------|---|------------|------------------|------------------------------------|
| | LTD. | | | | | | |
| 172 | CIWEC HOSPITAL PVT. LTD. BRANCH UNIT-1 | KASKI | 83,44,000 | HOSPITAL 24 BEDS | 24 | USA | Local - 58.28 %, Foreign - 41.72 % |
| 173 | AMAZON'S SOFTWARE DEVELOPMENT PVT. LTD. | KATHMANDU | 50,00,000 | SOFTWARE DEVELOPMENT 100 PACKAGE | 25 | USA | Foreign - 100% |
| 174 | GRACE COMPUTER TRAINING PVT. LTD. | KATHMANDU | 1,00,00,000 | SOFTWARE DEVELOPMENT TRAINING 100 PERSON, COMPUTER HARDWARE TRAINING 100 PERSON | 0 | SOUTH KOREA | Foreign - 100% |
| 175 | FIRST AND FAST INTERNATIONAL CARGO SERVICE PVT. LTD. | LALITPUR | 2,00,00,000 | INTERNATIONAL CARGO HANDLING 6100 MT | 35 | CHINA (MAINLAND) | Foreign - 100% |
| 176 | PORTLAND SOFTWARE DEVELOPMENT PVT. LTD. | KATHMANDU | 2,50,00,000 | SOFTWARE DEVELOPMENT 300 PACKAGE | 70 | CHINA (MAINLAND) | Foreign - 100% |
| 177 | RADICAL COMPUTER TRAINING PVT. LTD. | KATHMANDU | 2,50,00,000 | COMPUTER TRAINING 900 NOS. | 35 | CHINA (MAINLAND) | Foreign - 100% |
| 178 | CHHETRAPATI LEARNING CENTER PVT. LTD. | KATHMANDU | 3,00,00,000 | SOFTWARE DEVELOPMENT TRAINING 100 STUDENTS, BASIC COMPUTER TRAINING 100 STUDENTS | 23 | CHINA (MAINLAND) | Foreign - 100% |
| 179 | CHINESE LANGUAGE TRAINING | LALITPUR | 2,50,00,000 | CHINESE LANGUAGE TRAINING 300 NOS. | 26 | CHINA (MAINLAND) | Foreign - 100% |
| 180 | CHHETRAPATI COMPUTER TRAINING CENTER PVT. LTD. | KATHMANDU | 2,50,00,000 | ENGLISH LANGUAGE TRAINING 300 NOS., JAPANESE LANGUAGE TRAINING 50 NOS., KOREAN LANGUAGE | 24 | SWITZERLAND | Foreign - 100% |

| S.N. | Company Name | Location | Foreign Investment | Products & Annual Capacity | Employment | Country | Foreign Equity (%) |
|------|---|-----------|--------------------|--|------------|------------------|------------------------------------|
| | | | | TRAINING 50 NOS. | | | |
| 181 | SEKIM TECH PVT. LTD. | KATHMANDU | 1,00,00,000 | SOFTWARE DEVELOPMENT 100 PACKAGE, COMPUTER TRAINING 100 NOS. | 13 | UK | Foreign - 100% |
| 182 | PSALM MUSIC INSTITUTE PVT. LTD. | KATHMANDU | 50,00,000 | TRAINING 500 PERSON | 17 | PHILIPPINES | Foreign - 100% |
| 183 | NATURALLY NEPAL TRAINING INSTITUTE PVT. LTD. | KATHMANDU | 1,00,00,000 | MANAGEMENT AND CARRIER SKILL TRAINING 600 NOS. | 30 | UK | Foreign - 100% |
| 184 | JOY PUBLICATIONS PVT. LTD. | KATHMANDU | 1,00,00,000 | PUBLICATION OF(BROCHURS, BOOKS, LEAFLETS, CATALOGS ETC.) 225 NOS. | 24 | MALAYSIA | Foreign - 100% |
| 185 | POKHARA CREATIVE DESIGNS PVT. LTD. | KASKI | 1,50,00,000 | PUBLICATION OF PRINTED ADVERTISEMENT MATERIALS (INCLUDING BROCHURES, LEAFLETS, CATALOGS PHOTO NOVELLA, PHOTOGRAPHS ETC.) 260 PACKAGE | 18 | UK | Foreign - 100% |
| 186 | MADARSA TUL MADINA LANGUAGE TRAINING CENTRE PVT. LTD. | KATHMANDU | 99,99,000 | URDU LANGUAGE TRAINING 150 PERSON, ARABIC LANGUAGE TRAINING 150 PERSON, ENGLISH LANGUAGE TRAINING 150 PERSON, KOREAN LANGUAGE TRAINING 150 PERSON, FRENCH LANGUAGE TRAINING 150 PERSON | 19 | PAKISTAN | Local - 33.34 %, Foreign - 66.66 % |
| 187 | XIAO COMPUTER TRAINING PVT. LTD. | KATHMANDU | 2,50,00,000 | COMPUTER TRAINING (MICROSOFT, MULTIMEDIA, ACCOUNTING PACKAGE, | 35 | CHINA (MAINLAND) | Foreign - 100% |

| S.N. | Company Name | Location | Foreign Investment | Products & Annual Capacity | Employment | Country | Foreign Equity (%) |
|------|---------------------------------------|-----------|--------------------|--|------------|------------------|------------------------------------|
| | | | | GRAPHICS DESIGN, WEB, DESKTOP PROGRAMMING) 900 STUDENTS | | | |
| 188 | YONG CHUN LANGUAGE TRAINING PVT. LTD. | LALITPUR | 2,50,00,000 | CHINESE LANGUAGE TRAINING 800 NOS. | 26 | CHINA (MAINLAND) | Foreign - 100% |
| 189 | TOP KOREAN LANGUAGE ACADEMY PVT. LTD. | KATHMANDU | 50,00,000 | KOREAN LANGUAGE TRAINING 600 PERSON | 19 | SOUTH KOREA | Foreign - 100% |
| 190 | EVANS SOFTWARE DEVELOPMENT PVT. LTD. | KATHMANDU | 3,50,00,000 | SOFTWARE DEVELOPMENT 300 PACKAGE | 93 | USA | Foreign - 100% |
| 191 | MANASLU DESIGN PVT. LTD. | KATHMANDU | 1,00,00,800 | SOFTWARE DEVELOPMENT 75 PACKAGE, WEBSITE DEVELOPMENT 58 NOS. | 18 | NEW ZEALAND | Local - 16.66 %, Foreign - 83.34 % |
| 192 | CLOUD STUDIO PVT. LTD. | KATHMANDU | 50,00,000 | SOFTWARE DEVELOPMENT 115 PACKAGE | 19 | DENMARK | Local - 50%, Foreign - 50% |
| 193 | BUFFALO HOUSE PVT. LTD. | KASKI | 1,50,00,000 | ENGLISH LANGUAGE TRAINING 100 PERSON, GERMAN LANGUAGE TRAINING 100 PERSON, KOREAN LANGUAGE TRAINING 100 PERSON, CHINESE LANGUAGE TRAINING 100 PERSON | 22 | USA | Foreign - 100% |
| 194 | INSPIRE LANGUAGE CENTRE PVT. LTD. | KATHMANDU | 50,00,000 | ENGLISH LANGUAGE TRAINING 75 PERSON, JAPANESE LANGUAGE TRAINING 75 PERSON, KOREAN LANGUAGE TRAINING 75 PERSON, CHINESE LANGUAGE 75 PERSON | 18 | AUSTRALIA | Foreign - 100% |

| S.N. | Company Name | Location | Foreign Investment | Products & Annual Capacity | Employment | Country | Foreign Equity (%) |
|------|---|-----------|--------------------|---|------------|-------------------|------------------------------------|
| 195 | DONG GUANG TRAINING PVT. LTD. | KASKI | 4,00,00,000 | ENGLISH LANGUAGE TRAINING 110 NOS., KOREAN LANGUAGE TRAINING 110 NOS., COMPUTER TRAINING 110 NOS. | 22 | SOUTH KOREA | Foreign - 100% |
| 196 | TRIDENT DEVELOPMENT PVT. LTD. | LALITPUR | 2,50,00,000 | SOFTWARE DEVELOPMENT 250 PACKAGE | 75 | CHINA (MAINLAND) | Foreign - 100% |
| 197 | BLACK HORSE CARGO PVT. LTD. | KATHMANDU | 2,00,00,000 | INTERNATIONAL CARGO HANDLING 10000 MT | 50 | CHINA (MAINLAND) | Foreign - 100% |
| 198 | CIVIL LANGUAGE TRAINING PVT. LTD. | KATHMANDU | 2,50,00,000 | LANGUAGE TRAINING 700 PERSONS | 26 | CHINA (MAINLAND) | Foreign - 100% |
| 199 | GRACE TRAINING INSTITUTE PVT. LTD. | LALITPUR | 49,99,500 | LANGUAGE TRAINING 240 PERSONS, COMPUTER TRAINING 250 PERSONS | 27 | USA | Local - 66.67 %, Foreign - 33.33 % |
| 200 | NEPAL SKILLA TRAINING CENTRE PVT. LTD. | KASKI | 2,22,00,000 | VOCATIONAL TRAINING/ORGANIC FARMING 370 PERSONS | 20 | CHINA (HONG KONG) | Foreign - 100% |
| 201 | SEONJEONG SOFTWARE PVT. LTD. | KATHMANDU | 1,00,00,000 | SOFTWARE DEVELOPMENT 150 PACKAGE | 27 | SOUTH KOREA | Foreign - 100% |
| 202 | NEPAL YU YANG INTERNATIONAL CARGO COMPANY PVT. LTD. | KATHMANDU | 2,10,00,000 | INTERNATIONAL CARGO HANDLING 9000 MT | 40 | CHINA (MAINLAND) | Foreign - 100% |
| 203 | क्षेत्रमा परामश प | KATHMANDU | 50,40,000 | CONSULTING SERVICE 27132150 RS. | 28 | UK | Local - 70%, Foreign - 30% |
| 204 | HANSOL PUBLICATION PVT. LTD. | LALITPUR | 1,00,00,000 | PRINTED ADVERTISEMENT 140 NOS., PRINTED PUBLICATIONS MATERIALS 80 NOS. | 24 | SOUTH KOREA | Foreign - 100% |
| 205 | Siddhartha Connecting Inc. Pvt. Ltd. | RUPANDEHI | 50,40,000 | G O G | 0 | UK | Local - 70%, Foreign - 30% |

| S.N. | Company Name | Location | Foreign Investment | Products & Annual Capacity | Employment | Country | Foreign Equity (%) |
|------|--|-----------|--------------------|---|------------|------------------|----------------------------|
| 206 | AVIATION SERVICE | KASKI | 5,25,28,000 | AVIATION SERVICE 1527 FLIGHTS | 9 | BANGLADESH | Local - 51%, Foreign - 49% |
| 207 | ALTERNATIVE SOFTWARE DEVELOPMENT PVT. LTD. | KATHMANDU | 2,50,00,000 | SOFTWARE DEVELOPMENT 250 PACKAGE | 75 | CHINA (MAINLAND) | Foreign - 100% |
| 208 | OM ASTHA CONSTRUCTION NEPAL PVT. LTD. | KATHMANDU | 2,60,00,000 | CONSTRUCTION SERVICE 140000000 RS. | 97 | INDIA | Foreign - 100% |
| 209 | YU CHONG LANGUAGE TRAINING PVT. LTD. | KATHMANDU | 2,50,00,000 | CHINESE LANGUAGE TRAINING 750 PERSONS | 28 | CHINA (MAINLAND) | Foreign - 100% |
| 210 | ZIMRIS TECHNOLOGIES NEPAL PVT. LTD. | KATHMANDU | 1,00,00,000 | SOFTWARE DEVELOPMENT 150 PACKAGE, WEBSITE DEVELOPMENT 50 PACKAGE | 40 | USA | Foreign - 100% |
| 211 | COMSEED NEPAL PVT. LTD. | KATHMANDU | 50,00,000 | KOREAN LANGUAGE TRAINING 100 PERSONS, ENGLISH LANGUAGE TRAINING 200 PERSONS, JAPANESE LANGUAGE TRAINING 100 PERSONS, SPANISH LANGUAGE TRAINING 100 PERSONS, CHINESE LANGUAGE TRAINING 100 PERSONS | 22 | USA | Foreign - 100% |
| 212 | RED CHILLI IT SOLUTION PVT. LTD. | KATHMANDU | 50,00,000 | SOFTWARE DEVELOPMENT 100 PACKAGE, WEBSITE DEVELOPMENT 50 PACKAGE | 19 | USA | Local - 50%, Foreign - 50% |
| 213 | CONSTRUCTION SERVICE | KATHMANDU | 50,00,000 | VARIOUS KINDS OF CONSTRUCTION 18000000 RS. | 20 | INDIA | Foreign - 100% |
| 214 | NEPAL CHINA CHENG YI TECHNOLOGIES | KATHMANDU | 9,42,00,000 | SOFTWARE DEVELOPMENT 200 PACKAGE | 28 | GERMANY | Foreign - 100% |

| S.N. | Company Name | Location | Foreign Investment | Products & Annual Capacity | Employment | Country | Foreign Equity (%) |
|----------------|---|-----------|--------------------|---|------------|------------------|----------------------------|
| | PVT. LTD. | | | | | | |
| 215 | NOVUS DIAGNOSTIC PATH LABS NEPAL PVT. LTD. | LALITPUR | 50,00,000 | X-RAY SERVICE 3000 NOS., PATHOLOGY SERVICE 18000 NOS. | 20 | INDIA | Foreign - 100% |
| 216 | Vayodha Hospital Pvt. Ltd. | KATHMANDU | 1,60,00,000 | HOSPITAL 50 BEDS, OPD SERVICE 180000 CASES, MEDICAL SERVICES 12900 CASES, DIAGNOSTIC SERVICE 68 CASES | 0 | INDIA | Local - 85%, Foreign - 15% |
| 217 | BETHEL ENGLISH AND COMPUTER INSTITUTE PVT. LTD. | KATHMANDU | 50,00,000 | LANGUAGE TRAINING 150 PERSONS, COMPUTER TRAINING 150 PERSONS | 15 | USA | Foreign - 100% |
| 218 | QINGTAO CHINESE LANGUAGE TRAINING PVT. LTD. | KATHMANDU | 2,50,00,000 | CHINESE LANGUAGE TRAINING 700 PERSONS | 28 | CHINA (MAINLAND) | Foreign - 100% |
| Tourism | | | | | | | |
| 219 | RESTAURANT SERVICE | KATHMANDU | 50,00,000 | RESTAURANT 60 SEATS | 24 | MEXICO | Foreign - 100% |
| 220 | RESTAURANT SERVICE | KATHMANDU | 5,90,00,000 | RESTAURANT 200 SEATS | 46 | CHINA (MAINLAND) | Foreign - 100% |
| 221 | HOTEL WITH RESTAURANT | KASKI | 2,45,00,000 | HOTEL 30 BEDS, RESTAURANT 60 SEATS | 45 | AUSTRALIA | Local - 51%, Foreign - 49% |
| 222 | HOTEL WITH RESTAURANT | KATHMANDU | 1,00,00,000 | HOTEL 20 BEDS, RESTAURANT 30 SEATS | 29 | SOUTH AFRICA | Foreign - 100% |
| 223 | HOTEL WITH RESTAURANT | MUSTANG | 2,29,50,000 | HOTEL 28 BEDS, RESTAURANT 30 SEATS | 35 | ITALY | Local - 10%, Foreign - 90% |
| 224 | HOTEL WITH RESTAURANT | KATHMANDU | 56,00,000 | HOTEL 30 BEDS, RESTAURANT 50 SEATS | 40 | FRANCE | Foreign - 100% |
| 225 | RESTAURANT SERVICE | KATHMANDU | 2,00,00,000 | RESTAURANT SERVICE 80 SEATS | 15 | UK | Foreign - 100% |

| S.N. | Company Name | Location | Foreign Investment | Products & Annual Capacity | Employment | Country | Foreign Equity (%) |
|------|---------------------------------|-----------|--------------------|--|------------|------------------|---|
| 226 | RESTAURANT SERVICE संचालन गन | KATHMANDU | 2,00,00,000 | RESTAURANT SERVICE 80 SEATS | 16 | RUSSIA | Foreign - 100% |
| 227 | ₹ | LALITPUR | 6,00,00,000 | 45000 PERSONS | 55 | JAPAN | Local - 70%, Foreign - 30% |
| 228 | HOTEL ₹ | KATHMANDU | 50,00,000 | HOTEL 20 BEDS | 21 | SLOVAKIA | Foreign - 100% |
| 229 | ANADOLU RESTAURANT PVT. LTD. | KATHMANDU | 1,50,00,000 | RESTAURANT SERVICE 150 SEATS | 40 | TURKEY | Foreign - 100% |
| 230 | HOTEL WITH RESTAURANT ₹ | KASKI | 1,00,00,000 | HOTEL 12 ROOMS, RESTAURANT 30 SEATS | 35 | SOUTH KOREA | Foreign - 100% |
| 231 | RESTAURANT SERVICE ₹ | KATHMANDU | 3,50,00,000 | RESTAURANT SERVICE 350 SEATS | 46 | CHINA (MAINLAND) | Foreign - 100% |
| 232 | RESTAURANT SERVICE ₹ | LALITPUR | 1,00,13,000 | RESTAURANT SERVICE 40 SEATS | 14 | ARGENTINA | Foreign - 100% |
| 233 | RESTAURANT SERVICE ₹ | KASKI | 49,99,500 | RESTAURANT SERVICE 80 SEATS | 16 | FINLAND | Local - 66.67 %, Foreign - 33.33 % |
| 234 | RESORT WITH RESTAURANT ₹ | LALITPUR | 53,90,000 | HOTEL 16 BEDS, RESTAURANT 25 SEATS | 25 | CZECH REPUBLIC | Local - 51%, Foreign - 49% |
| 235 | RESTAURANT SERVICE ₹ | KATHMANDU | 60,00,000 | RESTAURANT SERVICE 100 SEATS | 35 | FINLAND | Local - 40%, Foreign - 60% |
| 236 | RESTAURANT SERVICE ₹ | KATHMANDU | 50,00,000 | RESTAURANT 52 SEATS | 30 | IRAN | Foreign - 100% |
| 237 | RESTAURANT SERVICE ₹ | KASKI | 1,09,99,950 | RESTAURANT 100 SEATS | 20 | SYRIA | Local - 15.385 %, Foreign - 84.615 % |
| 238 | HOTEL WITH RESTAURANT ₹ | KATHMANDU | 50,00,000 | HOTEL 44 BEDS, RESTAURANT 50 SEATS | 5 | JAPAN | Local - 75%, Foreign - 25% |

| S.N. | Company Name | Location | Foreign Investment | Products & Annual Capacity | Employment | Country | Foreign Equity (%) |
|------|---|-----------|--------------------|-------------------------------------|------------|-------------------|----------------------------|
| 239 | BLUE HOTEL & RESTAURANT PVT. LTD. | KATHMANDU | 97,00,000 | HOTEL 20 BEDS, RESTAURANT 30 SEATS | 25 | QATAR | Local - 3%, Foreign - 97% |
| 240 | HOTEL & RESTAURANT संचालन गन | CHITWAN | 53,00,000 | HOTEL 16 BEDS, RESTAURANT 50 SEATS | 16 | USA | Foreign - 100% |
| 241 | RESTAURANT ३ | KATHMANDU | 50,00,000 | RESTAURANT 52 SEATS | 30 | CHINA (MAINLAND) | Foreign - 100% |
| 242 | SOALTEE HOSPITALITY LIMITED | BANKE | 5,00,00,000 | HOTEL 48 BEDS, RESTAURANT 100 SEATS | 70 | CHINA (HONG KONG) | Local - 90%, Foreign - 10% |
| 243 | ZHANG KIM RESTAURANT & BAR | LALITPUR | 1,00,00,000 | RESTAURANT 100 SEATS | 35 | CHINA (MAINLAND) | Foreign - 100% |
| 244 | CHENDU KITCHEN PVT. LTD. | KATHMANDU | 70,00,000 | HOTEL 20 BEDS, RESTAURANT 50 SEATS | 30 | CHINA (MAINLAND) | Foreign - 100% |
| 245 | BUWAG RESTAURANT PVT. LTD. | KASKI | 50,00,000 | RESTAURANT 60 SEATS | 24 | SOUTH KOREA | Foreign - 100% |
| 246 | ZHONGHUA CHINESE RESTAURANT & GUEST HOUSE PVT. LTD. | KATHMANDU | 55,00,000 | HOTEL 44 BEDS, RESTAURANT 50 SEATS | 30 | CHINA (MAINLAND) | Foreign - 100% |
| 247 | JIU DING XIANG HOTEL & RESTAURANT PVT. LTD. | KATHMANDU | 4,00,00,000 | HOTEL 40 BEDS, RESTAURANT 60 SEATS | 41 | CHINA (MAINLAND) | Foreign - 100% |
| 248 | THE ROYAL RI RESTAURANT PVT. LTD. | KATHMANDU | 50,00,000 | RESTAURANT 140 SEATS | 50 | CHINA (MAINLAND) | Local - 75%, Foreign - 25% |
| 249 | KATHMANDU VALLEY SUPERMARKET HOTEL & RESTAURANT PVT. LTD. | KATHMANDU | 2,00,00,000 | HOTEL 46 BEDS, RESTAURANT 60 SEATS | 60 | CHINA (MAINLAND) | Foreign - 100% |
| 250 | EAST & WEST FAST FOOD RESTAURANT PVT. LTD. | KASKI | 50,00,000 | RESTAURANT 60 SEATS | 20 | SYRIA | Foreign - 100% |
| 251 | KATHMANDU ONE HOTEL PVT. LTD. | KATHMANDU | 1,00,00,000 | HOTEL 20 BEDS, RESTAURANT 40 SEATS | 31 | CHINA (MAINLAND) | Foreign - 100% |
| 252 | PATAN ACCOMMODATION PVT. LTD. | LALITPUR | 50,00,000 | HOTEL 22 BEDS, RESTAURANT 44 SEATS | 31 | FRANCE | Local - 50%, Foreign - 50% |

| S.N. | Company Name | Location | Foreign Investment | Products & Annual Capacity | Employment | Country | Foreign Equity (%) |
|------|---|----------------------|--------------------|------------------------------------|------------|------------------|----------------------------|
| 253 | HIMALI MUSTANG HOTEL PVT. LTD. | KATHMANDU | 84,15,000 | HOTEL 28 BEDS, RESTAURANT 60 SEATS | 34 | UK | Local - 34%, Foreign - 66% |
| 254 | HOTEL WITH RESTAURANT | KASKI | 1,00,00,000 | HOTEL 40 BEDS, RESTAURANT 70 SEATS | 41 | CHINA (MAINLAND) | Foreign - 100% |
| 255 | DENG FENG LAI HOTEL AND RESTAURANT PVT. LTD. | KASKI | 1,00,00,000 | HOTEL 40 BEDS, RESTAURANT 70 SEATS | 41 | CHINA (MAINLAND) | Foreign - 100% |
| 256 | DREAMING IN THE POOL RESTAURANT & BAR PVT. LTD. | KASKI | 50,00,000 | RESTAURANT 40 SEATS | 14 | SOUTH KOREA | Foreign - 100% |
| 257 | HOLY HIMALAYA RIVER VIEW PVT. LTD. | CHITWAN | 1,00,00,000 | HOTEL 40 BEDS, RESTAURANT 60 SEATS | 40 | RUSSIA | Local - 50%, Foreign - 50% |
| 258 | TOP OF THE WORLD COFFEE BRANCH UNIT 3 | LALITPUR | 18,00,000 | RESTAURANT 32 SEATS | 18 | USA | Foreign - 100% |
| 259 | PARIWAR CAFE PVT. LTD. | LALITPUR | 50,00,000 | RESTAURANT 90 SEATS | 35 | USA | Local - 50%, Foreign - 50% |
| 260 | HOTEL BUDHANIL PVT. LTD. | KATHMANDU | 2,50,00,000 | HOTEL 40 BEDS, RESTAURANT 70 SEATS | 41 | UK | Foreign - 100% |
| 261 | CHINA MOON RESTAURANT PVT. LTD. | KASKI | 50,00,000 | RESTAURANT 70 SEATS | 25 | CHINA (MAINLAND) | Foreign - 100% |
| 262 | KATHMANDU CHINESE MEE RESTAURANT PVT. LTD. | KATHMANDU | 2,50,00,000 | RESTAURANT 150 SEATS | 40 | CHINA (MAINLAND) | Foreign - 100% |
| 263 | THECHO PEACE GUEST HOUSE PVT. LTD. | Unspecified District | 1,50,00,000 | HOTEL 40 BEDS, RESTAURANT 70 SEATS | 41 | SOUTH KOREA | Foreign - 100% |
| 264 | PANDA RESTAURANT PVT. LTD. | KATHMANDU | 2,00,00,000 | RESTAURANT 100 SEATS | 38 | CHINA (MAINLAND) | Foreign - 100% |
| 265 | AKATSUKI JAPANESE RESTAURANT PVT. LTD. | KASKI | 50,00,000 | RESTAURANT 40 SEATS | 14 | JAPAN | Foreign - 100% |
| 266 | RESTAURANT | HUMLA | 75,00,000 | RESTAURANT 80 SEATS | 17 | USA | Local - 25%, Foreign - 75% |
| 267 | PASTAPUR ITALIAN FOOD RESTAURANT PVT. LTD. | LALITPUR | 50,00,000 | RESTAURANT 40 SEATS | 14 | ITALY | Foreign - 100% |

| S.N. | Company Name | Location | Foreign Investment | Products & Annual Capacity | Employment | Country | Foreign Equity (%) |
|------|---|-----------|--------------------|-------------------------------------|------------|------------------|----------------------------|
| 268 | KUNG FU LEE RESTAURANT PVT. LTD. | KATHMANDU | 1,00,00,000 | RESTAURANT 100 SEATS | 28 | CHINA (MAINLAND) | Foreign - 100% |
| 269 | KAIROS CAFE PVT. LTD. | LALITPUR | 50,00,000 | RESTAURANT 60 SEATS | 20 | USA | Foreign - 100% |
| 270 | MALAYA HOTEL WITH RESTAURANT PVT. LTD. | KATHMANDU | 2,50,00,000 | HOTEL 44 BEDS, RESTAURANT 100 SEATS | 45 | MALAYSIA | Foreign - 100% |
| 271 | CRYSTAL GRID HEALING CAFE PVT. LTD. | KASKI | 1,00,00,000 | RESTAURANT 70 SEATS | 29 | AUSTRALIA | Foreign - 100% |
| 272 | MOVIE GARDEN CAFE PVT. LTD. | KASKI | 1,00,00,000 | RESTAURANT 60 SEATS | 29 | SPAIN | Foreign - 100% |
| 273 | DICK RESTAURANT PVT. LTD. | LALITPUR | 1,50,00,000 | RESTAURANT 125 SEATS | 30 | USA | Foreign - 100% |
| 274 | SACRED GARDEN INTERNATIONAL HOTEL PVT. LTD. | RUPANDEHI | 4,50,00,000 | HOTEL 40 BEDS, RESTAURANT 70 SEATS | 41 | CHINA (MAINLAND) | Foreign - 100% |
| 275 | XIANGBA HOTEL & RESTAURANT | LALITPUR | 3,00,00,000 | HOTEL 40 BEDS, RESTAURANT 150 SEATS | 50 | CHINA (MAINLAND) | Foreign - 100% |
| 276 | SHANG DONG HOTEL PVT. LTD. | KATHMANDU | 1,25,00,000 | HOTEL 40 BEDS, RESTAURANT 60 SEATS | 35 | CHINA (MAINLAND) | Foreign - 100% |
| 277 | DUOJI HOTEL & RESTAURANT PVT. LTD. | LALITPUR | 2,50,00,000 | HOTEL 30 BEDS, RESTAURANT 60 SEATS | 30 | CHINA (MAINLAND) | Foreign - 100% |
| 278 | JIU DING YUAN BIN GUAN HOTEL PVT. LTD. | KATHMANDU | 4,00,00,000 | HOTEL 40 BEDS, RESTAURANT 70 SEATS | 41 | CHINA (MAINLAND) | Foreign - 100% |
| 279 | HOPE AND FAITH PVT. LTD. | KASKI | 1,60,00,000 | HOTEL 17 BEDS, RESTAURANT 60 SEATS | 19 | INDIA | Foreign - 100% |
| 280 | HOTEL WITH RESTAURANT | KATHMANDU | 50,00,000 | HOTEL 20 BEDS, RESTAURANT 40 SEATS | 30 | BANGLADESH | Foreign - 100% |
| 281 | OLESYA RESTAURANT PVT. LTD. | LALITPUR | 1,50,00,000 | RESTAURANT 100 SEATS | 35 | IRELAND | Foreign - 100% |
| 282 | K.B.C. FARM PVT. LTD. | KASKI | 50,00,000 | RESTAURANT 110 SEATS | 23 | SOUTH KOREA | Local - 50%, Foreign - 50% |
| 283 | KATHMANDU FRIENDLY HOTEL | KATHMANDU | 50,00,000 | HOTEL 20 BEDS, RESTAURANT 40 SEATS | 28 | BANGLADESH | Foreign - 100% |
| 284 | AAMAKO KITCHEN PVT. LTD. | KATHMANDU | 1,00,00,000 | RESTAURANT 100 SEATS | 30 | CHINA (MAINLAND) | Foreign - 100% |

| S.N. | Company Name | Location | Foreign Investment | Products & Annual Capacity | Employment | Country | Foreign Equity (%) |
|------|--|-----------|--------------------|-------------------------------------|------------|------------------|----------------------------------|
| 285 | CHINA FAMILY HOTEL AND RESTAURANT PVT. LTD. | KASKI | 50,00,000 | HOTEL 20 BEDS, RESTAURANT 50 SEATS | 30 | CHINA (MAINLAND) | Foreign - 100% |
| 286 | LILY CAFE & RESTAURANT PVT. LTD. | KATHMANDU | 1,00,00,000 | RESTAURANT 80 SEATS | 17 | CHINA (MAINLAND) | Foreign - 100% |
| 287 | BRIAN HOTEL & RESTAURANT PVT. LTD. | KATHMANDU | 2,00,00,000 | HOTEL 40 BEDS, RESTAURANT 70 SEATS | 30 | MALAYSIA | Foreign - 100% |
| 288 | CHENG YA HOTEL & RESTAURANT PVT. LTD. | KATHMANDU | 3,00,00,000 | HOTEL 40 BEDS, RESTAURANT 100 SEATS | 50 | CHINA (MAINLAND) | Foreign - 100% |
| 289 | BEDROCK GUESTHOUSE PVT. LTD. | KASKI | 2,00,00,000 | HOTEL 40 BEDS, RESTAURANT 70 SEATS | 41 | PHILIPPINES | Foreign - 100% |
| 290 | HITOMI HOTEL & RESTAURANT PVT. LTD. | LALITPUR | 1,50,00,000 | HOTEL 34 BEDS, RESTAURANT 70 SEATS | 40 | JAPAN | Foreign - 100% |
| 291 | HOTEL STAY KATHMANDU PVT. LTD. | KATHMANDU | 2,00,00,000 | HOTEL 40 BEDS, RESTAURANT 70 SEATS | 41 | BANGLADESH | Foreign - 100% |
| 292 | DRAGONFLY HOTEL & RESTAURANT PVT. LTD. | KASKI | 49,99,800 | HOTEL 20 BEDS, RESTAURANT 40 SEATS | 28 | CHINA (MAINLAND) | Local - 16.67%, Foreign - 83.33% |
| 293 | PRISCILLA HOTEL PVT. LTD. | KATHMANDU | 3,00,00,000 | HOTEL 40 BEDS | 35 | MALAYSIA | Foreign - 100% |
| 294 | SILVANA HOTEL & RESTAURANT PVT. LTD. | LALITPUR | 1,50,00,000 | HOTEL 30 BEDS, RESTAURANT 40 SEATS | 35 | RUSSIA | Foreign - 100% |
| 295 | HOTEL WITH RESTAURANT | KATHMANDU | 2,34,00,000 | HOTEL 36 BEDS, RESTAURANT 60 SEATS | 26 | SINGAPORE | Local - 10%, Foreign - 90% |
| 296 | AARAM HOUSE PVT. LTD. | LALITPUR | 1,00,00,000 | HOTEL 30 SEATS | 28 | SOUTH KOREA | Foreign - 100% |
| 297 | NEWA BERGER CAFE PVT. LTD. | KATHMANDU | 2,50,00,000 | RESTAURANT 80 SEATS | 16 | USA | Foreign - 100% |
| 298 | RESTAURANT | KATHMANDU | 50,00,000 | RESTAURANT 125 SEATS | 0 | JAPAN | Local - 60%, Foreign - 40% |
| 299 | HENAN FAMILY HUA SHENG HOTEL WITH RESTAURANT PVT. LTD. | KATHMANDU | 2,50,00,000 | HOTEL 30 BEDS, RESTAURANT 60 SEATS | 30 | CHINA (MAINLAND) | Foreign - 100% |

| S.N. | Company Name | Location | Foreign Investment | Products & Annual Capacity | Employment | Country | Foreign Equity (%) |
|------|---|-----------|--------------------|-------------------------------------|------------|------------------|--------------------|
| 300 | TIME SQUARE HOTEL WITH RESTAURANT PVT. LTD. | PARSA | 2,00,00,000 | HOTEL 44 BEDS, RESTAURANT 100 SEATS | 45 | MALAYSIA | Foreign - 100% |
| 301 | SEYOU HOTEL & RESTAURANT PVT. LTD. | LALITPUR | 4,00,00,000 | HOTEL 40 BEDS, RESTAURANT 60 SEATS | 35 | CHINA (MAINLAND) | Foreign - 100% |
| 302 | TARIC RESTAURANT PVT. LTD. | KATHMANDU | 50,00,000 | RESTAURANT 52 SEATS | 30 | SWITZERLAND | Foreign - 100% |
| 303 | MAHIMA GUEST HOUSE PVT. LTD. | MORANG | 50,00,000 | HOTEL 22 BEDS | 22 | CHINA (MAINLAND) | Foreign - 100% |
| 304 | THE LIFE RESORT PVT. LTD. | LALITPUR | 50,00,000 | HOTEL 20 BEDS, RESTAURANT 40 SEATS | 15 | BELARUS | Foreign - 100% |
| 305 | COCO WAFFLE RESTAURANT PVT. LTD. | KATHMANDU | 50,00,000 | RESTAURANT 75 SEATS | 21 | CHINA (TAIWAN) | Foreign - 100% |

Table 10: Industries Approved for Foreign Investment by Category(F. Y. 2070/71)

Rs. million

| Category | No Of Industry | Total Capital | Fixed Capital | Working Capital | Foreign Investment | Employment |
|-------------------------|----------------|---------------|---------------|-----------------|--------------------|------------|
| AGRO AND FORESTRY BASED | 47 | 1,051.00 | 941.1 | 109.9 | 1,013.80 | 1,399 |
| ENERGY BASED | 10 | 29,901.29 | 28,458.45 | 1,442.84 | 11,186.66 | 939 |
| MANUFACTURING | 44 | 1,953.85 | 1,385.74 | 568.12 | 1,852.23 | 2,337 |
| MINERAL | 11 | 308.8 | 247.9 | 60.9 | 281.41 | 867 |
| SERVICE | 106 | 4,900.61 | 1,637.02 | 3,263.59 | 4,471.75 | 3,494 |
| TOURISM | 87 | 2,596.71 | 2,356.72 | 240 | 1,301.57 | 2,696 |
| TOTAL | 305 | 40,712.27 | 35,026.93 | 5,685.35 | 20,107.42 | 11,732 |

Table 11: Industries Approved For FDI by Category (Up To F/Y 2069-70)
Rs in mln

| Category | No. Of Projects | Total Capital | Fixed Capital | Working Capital | Foreign Investment | No. Of Employment |
|-------------------|-----------------|-------------------|-------------------|------------------|--------------------|-------------------|
| Agro And Forestry | 118 | 3,286.72 | 2,322.46 | 964.26 | 1,969.10 | 5,754 |
| Construction | 43 | 3,705.34 | 2,753.10 | 947.7 | 2,862.81 | 3,126 |
| Energy Based | 57 | 55,386.96 | 54,346.74 | 2,940.22 | 20,271.47 | 8,945 |
| Manufacturing | 827 | 81,520.07 | 64,686.03 | 15,972.07 | 30,597.75 | 85,257 |
| Mineral | 48 | 5,968.32 | 4,713.34 | 1,254.98 | 3,657.94 | 6,631 |
| Service | 845 | 40,509.92 | 28,041.51 | 12,322.73 | 22,516.58 | 40,536 |
| Tourism | 714 | 25,713.71 | 24,040.91 | 1,403.12 | 13,210.55 | 30,802 |
| Total | 2,652 | 216,091.04 | 180,904.09 | 35,805.08 | 95,086.20 | 181,051 |

Table 12: Industries Approved for Foreign Investment by Scale(F. Y. 2070/71)
Rs. million

| Scale | No Of Industry | Total Capital | Fixed Capital | Foreign Investment | Employment |
|--------|----------------|---------------|---------------|--------------------|------------|
| LARGE | 14 | 31,811.29 | 30,184.35 | 1,626.94 | 12,002.66 |
| MEDIUM | 27 | 4,301.20 | 1,153.80 | 3,147.40 | 3,938.45 |
| SMALL | 264 | 4,599.78 | 3,688.77 | 911.01 | 4,166.31 |
| TOTAL | 305 | 40,712.27 | 35,026.93 | 5,685.35 | 20,107.42 |

Table 13: Industries Approved For Foreign Investment by Scale (Up To F/Y 2070-71)
Rs in mln

| Category | No. Of Projects | Total Capital | Fixed Capital | Working Capital | Foreign Investment | No. Of Employment |
|----------|-----------------|---------------|---------------|-----------------|--------------------|-------------------|
| LARGE | 242 | 1,97,581.06 | 1,79,375.30 | 19,741.62 | 73,946.42 | 49,864 |
| MEDIUM | 322 | 29,675.50 | 16,145.93 | 12,986.40 | 19,029.36 | 36,478 |
| SMALL | 2,395 | 29,571.75 | 20,431.79 | 8,765.41 | 22,025.34 | 1,06,509 |
| TOTAL | 2,959 | 2,56,828.31 | 2,15,953.02 | 41,493.43 | 1,15,001.12 | 1,92,851 |

Table 14: Industries Approved for Foreign Investment by Country of Origin (F. Y.2070/71)
Rs. million

| S.N. | Country Of Origin | No Of Industries | Total Capital | Fixed Capital | Working Capital | Foreign Investment | Employment |
|------|------------------------|------------------|---------------|---------------|-----------------|--------------------|------------|
| 1 | ARGENTINA | 1 | 10.01 | 9 | 1.01 | 10.01 | 14 |
| 2 | AUSTRALIA | 4 | 75 | 67.2 | 7.8 | 43.5 | 120 |
| 3 | AZERBAIJAN | 1 | 15 | 7 | 8 | 15 | 25 |
| 4 | BAHRAIN | 1 | 31.31 | 21.89 | 9.43 | 15.66 | 24 |
| 5 | BANGLADESH | 6 | 92.7 | 75.2 | 17.5 | 132.53 | 448 |
| 6 | BELARUS | 1 | 5 | 4.1 | 0.9 | 5 | 15 |
| 7 | BELGIUM | 1 | 25 | 24 | 1 | 25 | 30 |
| 8 | BRITISH VIRGIN ISLANDS | 2 | 245 | 154.5 | 90.5 | 245 | 111 |
| 9 | CHINA (MAINLAND) | 119 | 23,272.00 | 21,712.55 | 1,559.45 | 7,314.44 | 4,618 |
| 10 | CHINA (HONG KONG) | 3 | 1,772.20 | 547 | 1,225.20 | 1,072.20 | 140 |
| 11 | CHINA (TAIWAN) | 1 | 5 | 3.5 | 1.5 | 5 | 21 |
| 12 | COOK ISLANDS | 1 | 833.32 | 828 | 5.32 | 666.66 | 35 |
| 13 | CYPRUS | 1 | 5.5 | 4.5 | 1 | 5.5 | 10 |
| 14 | CZECH REPUBLIC | 1 | 11 | 9.7 | 1.3 | 5.39 | 25 |
| 15 | DENMARK | 1 | 10 | 8.5 | 1.5 | 5 | 19 |

| S.N. | Country Of Origin | No Of Industries | Total Capital | Fixed Capital | Working Capital | Foreign Investment | Employment |
|-------|----------------------|------------------|---------------|---------------|-----------------|--------------------|------------|
| 16 | FINLAND | 4 | 45 | 37.5 | 7.5 | 31 | 89 |
| 17 | FRANCE | 7 | 65.6 | 49.7 | 15.9 | 50.4 | 186 |
| 18 | GERMANY | 4 | 164.2 | 146.8 | 17.4 | 162.7 | 173 |
| 19 | INDIA | 22 | 8,378.69 | 7,785.84 | 592.85 | 6,540.83 | 2,108 |
| 20 | IRAN | 1 | 5 | 3.9 | 1.1 | 5 | 30 |
| 21 | IRELAND | 1 | 15 | 12 | 3 | 15 | 35 |
| 22 | ISRAEL | 1 | 49 | 44 | 5 | 24.5 | 65 |
| 23 | ITALY | 3 | 40.5 | 30.1 | 10.4 | 32.95 | 99 |
| 24 | JAPAN | 15 | 2,036.00 | 1,979.58 | 56.43 | 322.4 | 365 |
| 25 | KAZAKHSTAN | 1 | 5 | 3 | 2 | 5 | 20 |
| 26 | LITHUANIA | 1 | 5 | 4 | 1 | 5 | 38 |
| 27 | MALAYSIA | 8 | 125 | 100.8 | 24.2 | 124.5 | 269 |
| 28 | MAURITIUS | 1 | 10 | 1.9 | 8.1 | 5 | 8 |
| 29 | MEXICO | 1 | 5 | 4.2 | 0.8 | 5 | 24 |
| 30 | NETHERLANDS | 1 | 5.26 | 4.8 | 0.46 | 5 | 15 |
| 31 | NEW ZEALAND | 2 | 17 | 14.2 | 2.8 | 15 | 31 |
| 32 | NORWAY | 1 | 5 | 4 | 1 | 5 | 27 |
| 33 | PAKISTAN | 3 | 40 | 34.8 | 5.2 | 34 | 78 |
| 34 | PHILIPPINES | 2 | 25 | 21.5 | 3.5 | 25 | 58 |
| 35 | QATAR | 1 | 10 | 8.5 | 1.5 | 9.7 | 25 |
| 36 | RUSSIA | 3 | 55 | 49.5 | 5.5 | 45 | 91 |
| 37 | SINGAPORE | 3 | 225 | 160 | 65 | 217.5 | 201 |
| 38 | SLOVAKIA | 1 | 5 | 4 | 1 | 5 | 21 |
| 39 | SOUTH AFRICA | 2 | 20 | 16.9 | 3.1 | 20 | 58 |
| 40 | SOUTH KOREA | 22 | 2,050.00 | 255.67 | 1,794.33 | 2,030.00 | 581 |
| 41 | SPAIN | 1 | 10 | 7.5 | 2.5 | 10 | 29 |
| 42 | SWITZERLAND | 2 | 30 | 26.6 | 3.4 | 30 | 54 |
| 43 | SYRIA | 2 | 18 | 14 | 4 | 16 | 40 |
| 44 | TAJIKISTAN | 1 | 20 | 9.8 | 10.2 | 20 | 25 |
| 45 | TURKEY | 2 | 30 | 25.8 | 4.2 | 30 | 64 |
| 46 | UK | 12 | 183.6 | 157.5 | 26.1 | 148.6 | 281 |
| 47 | UKRAINE | 1 | 5 | 4 | 1 | 5 | 25 |
| 48 | UNITED ARAB EMIRATES | 1 | 7 | 5.8 | 1.2 | 5.25 | 14 |
| 49 | USA | 28 | 594.37 | 522.1 | 72.27 | 536.21 | 850 |
| TOTAL | | 305 | 40,712.27 | 35,026.93 | 5,685.35 | 20,107.42 | 11,732 |

Table 15: Industries Approved for Foreign Investment by Country of Origin (UP TO F. Y.2070)

Rs. million

| S N | COUNTRY NAME | NO. OF PROJE CTS | TOTAL PROJECT COST | TOTAL FIXED COST | TOTAL WORKING CAPITAL | TOTAL AMOUNT OF FOREIGN INVESTMENT | NO. OF EMPLOYE MENT |
|--------|------------------------------|---------------------------|--------------------------|---------------------|-----------------------------|--|---------------------------|
| | | | (Rs. in million) | (Rs. in million) | (Rs. in million) | (Rs. in million) | |
| 1 | AFGHANISTAN | 2 | 5 | 4 | 1 | 5 | 45 |
| 2 | ARGENTINA | 2 | 18.01 | 16.1 | 1.91 | 18.01 | 51 |
| 3 | AUSTRALIA | 48 | 602.91 | 518.11 | 83.72 | 491.27 | 1,362 |
| 4 | AUSTRIA | 17 | 215.56 | 166.16 | 32.97 | 88.36 | 616 |
| 5 | AZERBAIJAN | 4 | 40.9 | 27.6 | 13.3 | 40.9 | 190 |
| 6 | BAHRAIN | 2 | 101.31 | 41.89 | 59.43 | 85.66 | 62 |
| 7 | BANGLADESH | 39 | 689.85 | 401.9 | 269.8 | 465.09 | 4,822 |
| 8 | BELARUS | 1 | 5 | 4.1 | 0.9 | 5 | 15 |
| 9 | BELGIUM | 14 | 126.37 | 100.2 | 26.17 | 114.44 | 475 |
| 10 | BERMUDA | 6 | 1,995.25 | 1,694.03 | 214.09 | 118.27 | 1,474 |
| 11 | BHUTAN | 4 | 32.26 | 23.08 | 6.95 | 8.61 | 123 |
| 12 | BRAZIL | 7 | 566.07 | 532.88 | 33.19 | 545.83 | 590 |
| 13 | BRITISH VIRGIN ISLANDS | 11 | 11,427.18 | 9,026.59 | 2,400.59 | 5,033.83 | 1,779 |
| 14 | CAMBODIA | 1 | 5 | 2.48 | 2.52 | 5 | 14 |
| 15 | CANADA | 31 | 7,104.87 | 6,889.58 | 215 | 2,600.74 | 2,107 |
| 16 | CHAD | 1 | 2.5 | 1.86 | 0.64 | 2.5 | 18 |
| 17 | CHINA (MAINLAND) | 695 | 43,805.66 | 38,850.49 | 4,938.60 | 17,966.43 | 36,242 |
| 18 | CHINA (HONG KONG) | 26 | 12,053.74 | 7,890.34 | 4,157.73 | 4,850.54 | 3,403 |
| 19 | CHINA (TAIWAN) | 10 | 419.75 | 363.93 | 55.82 | 179.62 | 617 |
| 20 | COLOMBIA | 2 | 34.08 | 27.9 | 6.18 | 8.7 | 26 |
| 21 | COOK ISLANDS | 1 | 833.32 | 828 | 5.32 | 666.66 | 35 |
| 22 | CROATIA | 1 | 2.5 | 2.1 | 0.4 | 2.5 | 15 |

| | | | | | | | |
|----|--------------------------|-----|-----------|-----------|-----------|-----------|--------|
| 23 | CYPRUS | 3 | 1,015.50 | 986.5 | 29 | 312.5 | 275 |
| 24 | CZECH REPUBLIC | 2 | 14.5 | 12.2 | 2.3 | 8.89 | 37 |
| 25 | DENMARK | 29 | 923.19 | 802.66 | 120.53 | 264.54 | 1,323 |
| 26 | ECUADOR | 1 | 2.5 | 1.3 | 1.2 | 2.5 | 45 |
| 27 | EGYPT | 3 | 22.1 | 16.2 | 5.9 | 14.1 | 119 |
| 28 | ERITREA | 1 | 2.5 | 1.8 | 0.7 | 2.5 | 15 |
| 29 | FINLAND | 9 | 70 | 57.26 | 12.74 | 45.55 | 238 |
| 30 | FRANCE | 70 | 752.35 | 620.87 | 118.1 | 431.6 | 2,646 |
| 31 | GERMANY | 93 | 2,659.43 | 2,383.98 | 264.89 | 1,201.22 | 4,370 |
| 32 | GHANA | 1 | 6.5 | 6.18 | 0.33 | 1.95 | 10 |
| 33 | GUATEMALA | 1 | 10 | 5 | 5 | 2.5 | 84 |
| 34 | HUNGARY | 1 | 10 | 8.9 | 1.1 | 5 | 29 |
| 35 | INDIA | 588 | 84,178.63 | 69,805.92 | 15,720.46 | 44,041.90 | 63,740 |
| 36 | IRAN | 11 | 64.7 | 46.85 | 17.85 | 58.2 | 254 |
| 37 | IRELAND | 7 | 738.9 | 692.6 | 46.3 | 355.97 | 355 |
| 38 | ISRAEL | 14 | 734.2 | 613.94 | 120.25 | 167.75 | 490 |
| 39 | ITALY | 30 | 1,574.81 | 1,420.91 | 60.2 | 406.1 | 832 |
| 40 | JAPAN | 194 | 6,048.33 | 5,424.26 | 557.53 | 1,843.77 | 7,801 |
| 41 | KAZAKHSTAN | 4 | 20.4 | 16.03 | 4.37 | 20.4 | 87 |
| 42 | KYRGYZSTAN | 4 | 36.5 | 32.05 | 4.45 | 22.5 | 175 |
| 43 | LEBANON | 2 | 7 | 5.5 | 1.5 | 7 | 49 |
| 44 | LIBYA | 1 | 5 | 2.8 | 2.2 | 5 | 80 |
| 45 | LITHUANIA | 1 | 5 | 4 | 1 | 5 | 38 |
| 46 | MALAYSIA | 27 | 918.74 | 832.02 | 86.72 | 466.28 | 853 |
| 47 | MAURITIUS | 7 | 3,040.00 | 2,958.27 | 81.73 | 2,900.00 | 930 |
| 48 | MEXICO | 4 | 33.73 | 30.05 | 3.68 | 31.13 | 84 |
| 49 | NETHERLANDS | 49 | 2,153.85 | 1,260.15 | 891.64 | 1,331.92 | 3,558 |
| 50 | NEW ZEALAND | 13 | 334.63 | 271.91 | 62.42 | 66.07 | 2,144 |
| 51 | NORTH KOREA | 3 | 64.82 | 58.8 | 6.02 | 32.55 | 147 |
| 52 | NORWAY | 13 | 8,121.59 | 6,770.80 | 1,346.25 | 1,140.83 | 753 |
| 53 | PAKISTAN | 20 | 2,219.28 | 1,926.77 | 291.62 | 191.06 | 2,529 |
| 54 | PANAMA | 1 | 83.28 | 65.17 | 18.11 | 24.98 | 121 |
| 55 | PHILIPPINES | 15 | 1,217.12 | 1,039.78 | 177.33 | 133.28 | 1,767 |
| 56 | POLAND | 7 | 138.22 | 128.55 | 9.67 | 55.39 | 194 |
| 57 | PORTUGAL | 1 | 2.5 | 2 | 0.5 | 2.5 | 23 |
| 58 | QATAR | 2 | 580 | 275.5 | 304.5 | 156.7 | 60 |
| 59 | REPUBLIC OF THE CONGO | 1 | 2.5 | 2.1 | 0.4 | 2.5 | 28 |

| | | | | | | | |
|-------|-------------------------|-------|-----------------|-------------|-----------|-------------|----------|
| 60 | RUSSIA | 26 | 410.86 | 321.99 | 88.87 | 253.09 | 1,076 |
| 61 | SEYCHELLES | 1 | 7,600.00 | 7,372.00 | 228 | 684 | 100 |
| 62 | SINGAPORE | 34 | 7,381.32 | 6,601.84 | 764.49 | 2,352.89 | 2,751 |
| 63 | SLOVAKIA | 1 | 5 | 4 | 1 | 5 | 21 |
| 64 | SLOVENIA | 2 | 34.19 | 29.94 | 4.25 | 34.19 | 45 |
| 65 | SOUTH AFRICA | 7 | 67.3 | 54.74 | 12.56 | 67.3 | 195 |
| 66 | SOUTH KOREA | 216 | 12,785.01 | 10,347.45 | 2,401.20 | 8,615.84 | 8,277 |
| 67 | SPAIN | 17 | 2,156.52 | 2,080.64 | 75.88 | 1,907.23 | 516 |
| 68 | SRI LANKA | 5 | 93.15 | 68.1 | 25.06 | 51.41 | 129 |
| 69 | SWEDEN | 10 | 45.4 | 35.66 | 9.74 | 42.6 | 289 |
| 70 | SWITZERLAND | 44 | 1,233.35 | 1,108.84 | 114.1 | 814.53 | 1,232 |
| 71 | SYRIA | 6 | 43 | 34.7 | 8.3 | 41 | 171 |
| 72 | TAJIKISTAN | 1 | 20 | 9.8 | 10.2 | 20 | 25 |
| 73 | THAILAND | 11 | 1,032.37 | 884.79 | 138.03 | 116.29 | 1,159 |
| 74 | TURKEY | 15 | 657.7 | 601.12 | 56.59 | 670.2 | 555 |
| 75 | UK | 130 | 5,014.66 | 4,421.11 | 574.86 | 1,807.51 | 9,397 |
| 76 | UKRAINE | 7 | 141.4 | 128.09 | 13.32 | 57.7 | 186 |
| 77 | UNITED ARAB EMIRATES | 13 | 4,797.57 | 1,957.84 | 2,789.72 | 2,296.41 | 1,635 |
| 78 | USA | 250 | 15,365.52 | 13,849.30 | 1,266.17 | 6,054.76 | 14,579 |
| 79 | UZBEKISTAN | 2 | 15 | 11.2 | 3.8 | 15 | 78 |
| 80 | VIETNAM | 2 | 24.6 | 22.8 | 1.8 | 24.6 | 55 |
| 81 | YEMEN | 1 | 5 | 4.2 | 0.8 | 5 | 16 |
| TOTAL | | 2,959 | 2,56,828.3 1 | 2,15,953.02 | 41,493.43 | 1,15,001.12 | 1,92,851 |

Top 10 Countries on the basis of foreign investment in industries (Upto F/Y 2070-071)

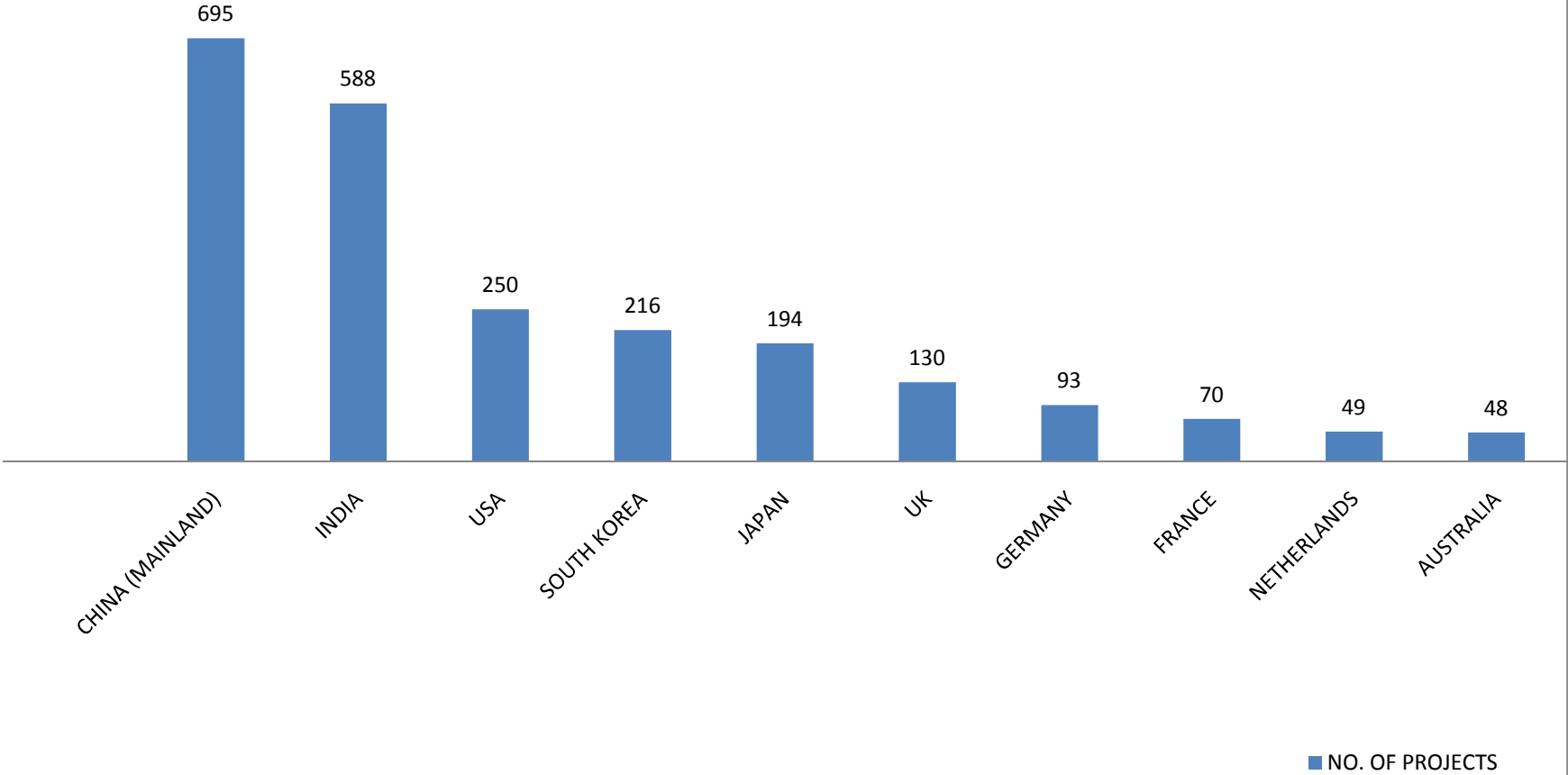


Table 16: Joint Venture Industries In Nepal – Districtwise (F.Y. 2070/71)

(Rs. mln)

| S.N | DISTRICT | NO. OF PROJECTS | TOTAL PROJECT COST | TOTAL FIXED COST | TOTAL AMOUNT OF FOREIGN INVESTMENT | NO. OF EMPLOYMENT |
|-----|----------------------|-----------------|--------------------|------------------|------------------------------------|-------------------|
| 1 | BAJHANG | 1 | 15 | 12.3 | 12 | 70 |
| 2 | BANKE | 2 | 540 | 512 | 76 | 91 |
| 3 | BARA | 1 | 100 | 80 | 77.44 | 68 |
| 4 | BARDIYA | 1 | 90 | 70 | 90 | 130 |
| 5 | BHAKTAPUR | 1 | 31.31 | 21.89 | 15.66 | 24 |
| 6 | CHITWAN | 5 | 260.3 | 186.8 | 225.55 | 259 |
| 7 | DADEL DHURA | 1 | 10 | 8.5 | 10 | 27 |
| 8 | DANG | 2 | 50 | 43 | 50 | 292 |
| 9 | DARCHULA | 1 | 6.4 | 4.2 | 4.48 | 57 |
| 10 | GORKHA | 1 | 15 | 13.5 | 15 | 33 |
| 11 | HUMLA | 1 | 10 | 9.1 | 7.5 | 17 |
| 12 | JAJARKOT | 1 | 600 | 580 | 600 | 280 |
| 13 | KAILALI | 2 | 80 | 67.5 | 80 | 145 |
| 14 | KANCHANPUR | 3 | 62.4 | 55.4 | 58.68 | 195 |
| 15 | KASKI | 27 | 7,295.91 | 6,896.62 | 5,574.10 | 1,158 |
| 16 | KATHMANDU | 151 | 5,873.57 | 4,075.95 | 4,060.57 | 4,970 |
| 17 | KAVRE | 4 | 45 | 39.3 | 44 | 99 |
| 18 | LALITPUR | 80 | 4,737.85 | 2,707.42 | 3,963.61 | 2,702 |
| 19 | MAKWANPUR | 1 | 20 | 10.5 | 20 | 58 |
| 20 | MORANG | 2 | 71.24 | 24.27 | 71.24 | 33 |
| 21 | MUSTANG | 1 | 25.5 | 19.5 | 22.95 | 35 |
| 22 | MYAGDI | 1 | 17,000.00 | 16,910.00 | 4,080.00 | 0 |
| 23 | NAWALPARASI | 1 | 8.5 | 4.68 | 5 | 0 |
| 24 | PARSA | 3 | 78.5 | 56.8 | 78.5 | 403 |
| 25 | RASUWA | 1 | 2,900.00 | 2,000.00 | 126 | 0 |
| 26 | RUPANDEHI | 3 | 71.8 | 62.9 | 60.04 | 63 |
| 27 | SOLUKHUMBU | 2 | 300 | 216 | 300 | 112 |
| 28 | SUNSARI | 3 | 389 | 321 | 354.1 | 320 |
| 29 | Unspecified District | 2 | 25 | 17.8 | 25 | 91 |
| | TOTAL | 305 | 40,712.27 | 35,026.93 | 20,107.42 | 11,732 |

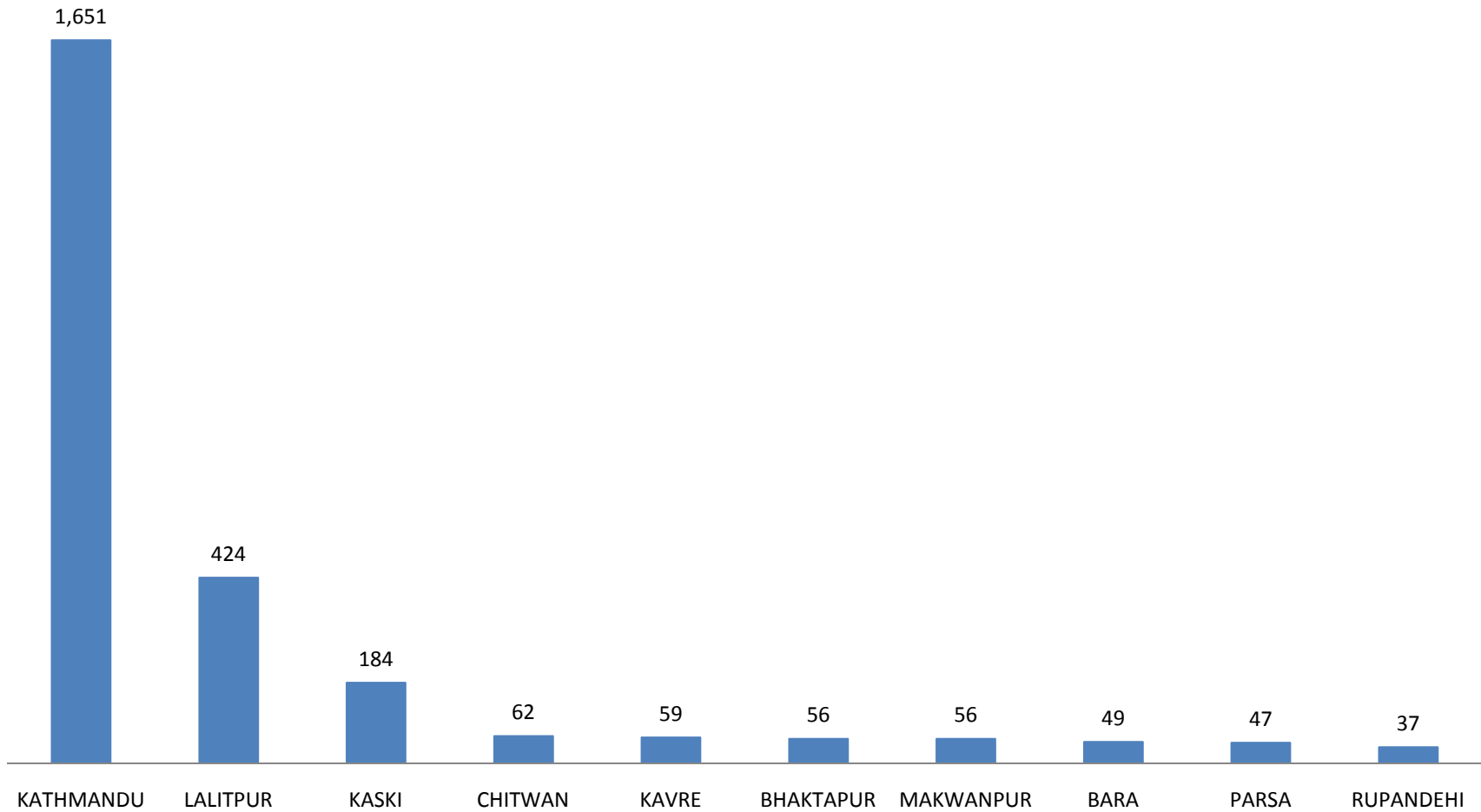
Table 17: Joint Venture Industries In Nepal – Districtwise (UP TO F.Y. 2070/71)

(Rs. mln)

| S.N. | DISTRICT | NO. OF PROJECTS | TOTAL PROJECT COST | TOTAL FIXED COST | TOTAL WORKING CAPITAL | TOTAL AMOUNT OF FOREIGN INVESTMENT | NO. OF EMPLOYMENT |
|------|-------------|-----------------|--------------------|------------------|-----------------------|------------------------------------|-------------------|
| 1 | ACHHAM | 4 | 571.18 | 550.68 | 20.5 | 418.18 | 411 |
| 2 | ARGHAKHACHI | 2 | 1,342.09 | 199.27 | 1,142.83 | 449.6 | 331 |
| 3 | BAGLUNG | 1 | 500 | 250 | 250 | 500 | 290 |
| 4 | BAITADI | 5 | 97 | 86.8 | 10.2 | 82 | 415 |
| 5 | BAJHANG | 1 | 15 | 12.3 | 2.7 | 12 | 70 |
| 6 | BANKE | 22 | 2,625.23 | 2,392.34 | 228.11 | 484.36 | 1,687 |
| 7 | BARA | 49 | 7,890.55 | 6,157.35 | 1,551.73 | 2,353.12 | 4,739 |
| 8 | BARDIYA | 11 | 204.68 | 161.26 | 43.42 | 171.94 | 493 |
| 9 | BHAKTAPUR | 56 | 4,734.17 | 3,856.77 | 877.41 | 3,194.73 | 4,803 |
| 10 | CHITWAN | 62 | 5,061.85 | 4,137.85 | 887.74 | 1,610.88 | 8,756 |
| 11 | DADEL DHURA | 2 | 28 | 23.5 | 4.5 | 14.5 | 55 |
| 12 | DANG | 12 | 4,834.90 | 4,533.40 | 301.5 | 354.9 | 1,590 |
| 13 | DARCHULA | 2 | 40.4 | 36.2 | 4.2 | 7.42 | 117 |
| 14 | DHADING | 12 | 2,504.89 | 2,432.20 | 72.69 | 2,265.00 | 881 |
| 15 | DHANKUTA | 1 | 46.62 | 37.62 | 9 | 0 | 120 |
| 16 | DHANUSHA | 3 | 291.04 | 249.71 | 41.33 | 165.52 | 292 |
| 17 | DOLKHA | 5 | 5,800.20 | 5,281.03 | 519.17 | 1,505.73 | 325 |
| 18 | DOTI | 1 | 10 | 7.2 | 2.8 | 10 | 33 |
| 19 | GORKHA | 5 | 719.09 | 661.82 | 57.27 | 90.23 | 791 |
| 20 | HUMLA | 7 | 61 | 52.3 | 8.7 | 36.74 | 134 |
| 21 | ILAM | 5 | 309 | 256.44 | 52.56 | 267.76 | 433 |
| 22 | JAJARKOT | 1 | 600 | 580 | 20 | 600 | 280 |
| 23 | JHAPA | 15 | 1,051.14 | 677.4 | 373.75 | 288.35 | 3,334 |
| 24 | KAILALI | 7 | 1,041.24 | 967.51 | 73.73 | 301 | 1,175 |
| 25 | KANCHANPUR | 19 | 886.77 | 789.81 | 96.96 | 239.4 | 1,798 |
| 26 | KAPILBASTU | 9 | 421.71 | 206.42 | 150.59 | 307.81 | 300 |
| 27 | KASKI | 184 | 26,077.42 | 24,605.50 | 1,312.25 | 10,718.47 | 7,701 |
| 28 | KATHMANDU | 1,651 | 82,676.61 | 66,536.94 | 15,869.60 | 39,581.78 | 86,118 |
| 29 | KAVRE | 59 | 2,200.99 | 1,860.88 | 344.01 | 1,509.70 | 4,834 |
| 30 | LALITPUR | 424 | 19,568.49 | 11,876.41 | 7,679.05 | 15,414.24 | 20,608 |
| 31 | LAMJUNG | 6 | 2,319.93 | 2,267.25 | 52.68 | 519.35 | 565 |
| 32 | MAKWANPUR | 56 | 7,810.88 | 6,047.57 | 1,553.57 | 2,913.74 | 4,886 |
| 33 | MANANG | 3 | 990 | 967.75 | 22.25 | 250.01 | 924 |
| 34 | MORANG | 32 | 4,074.47 | 3,062.08 | 995.96 | 2,109.40 | 5,269 |

| | | | | | | | |
|-------|----------------------|-------|-------------|-------------|-----------|-------------|----------|
| 35 | MUGU | 1 | 8.6 | 6 | 2.6 | 8.6 | 18 |
| 36 | MUSTANG | 4 | 489.74 | 470.51 | 19.24 | 26.52 | 166 |
| 37 | MYAGDI | 2 | 17,015.00 | 16,921.80 | 93.2 | 4,095.00 | 59 |
| 38 | NAWALPARASI | 28 | 7,843.84 | 6,981.56 | 814.5 | 1,339.11 | 3,535 |
| 39 | NUWAKOT | 11 | 2,350.58 | 2,213.35 | 136.15 | 233.7 | 1,009 |
| 40 | OKHALDHUNDA | 1 | 250 | 245 | 5 | 19 | 122 |
| 41 | PALPA | 3 | 339.5 | 190.78 | 148.72 | 314.4 | 261 |
| 42 | PARBAT | 1 | 1,100.00 | 1,089.00 | 11 | 1.5 | 2,614 |
| 43 | PARSA | 47 | 3,571.41 | 2,513.30 | 1,039.91 | 2,225.85 | 6,141 |
| 44 | RAMECHHAP | 1 | 291.34 | 237.89 | 53.45 | 262.21 | 200 |
| 45 | RASUWA | 7 | 7,522.40 | 6,472.28 | 1,035.12 | 3,362.43 | 205 |
| 46 | RAUTAHAT | 2 | 569.18 | 515.78 | 50.02 | 54.06 | 639 |
| 47 | ROLPA | 3 | 32.22 | 28.31 | 3.91 | 29 | 156 |
| 48 | RUPANDEHI | 37 | 6,323.09 | 5,210.82 | 939.38 | 3,163.83 | 3,576 |
| 49 | SANKHUWASABHA | 1 | 500 | 488 | 12 | 500 | 250 |
| 50 | SAPTARI | 3 | 430 | 394.5 | 35.5 | 299.4 | 190 |
| 51 | SINDHULI | 1 | 9 | 7.7 | 1.3 | 9 | 105 |
| 52 | SINDHUPALCHOWK | 11 | 7,092.73 | 6,818.59 | 274.13 | 1,351.08 | 3,016 |
| 53 | SIRAHA | 5 | 3,464.02 | 3,058.89 | 405.01 | 2,113.20 | 928 |
| 54 | SOLUKHUMBU | 13 | 3,589.17 | 3,361.09 | 156.9 | 1,308.13 | 451 |
| 55 | SUNSARI | 26 | 2,755.67 | 2,053.17 | 702.5 | 1,648.85 | 3,519 |
| 56 | SURKHET | 4 | 3,617.36 | 2,842.20 | 775.16 | 2,207.17 | 366 |
| 57 | TANAHU | 5 | 133.02 | 104.7 | 28.32 | 81.5 | 316 |
| 58 | TAPLEJUNG | 2 | 12.1 | 10.14 | 1.96 | 11.9 | 44 |
| 59 | Unspecified District | 6 | 111.84 | 1,896.12 | 115.72 | 1,587.84 | 407 |
| TOTAL | | 2,959 | 2,56,828.31 | 2,15,953.02 | 41,493.43 | 1,15,001.12 | 1,92,851 |

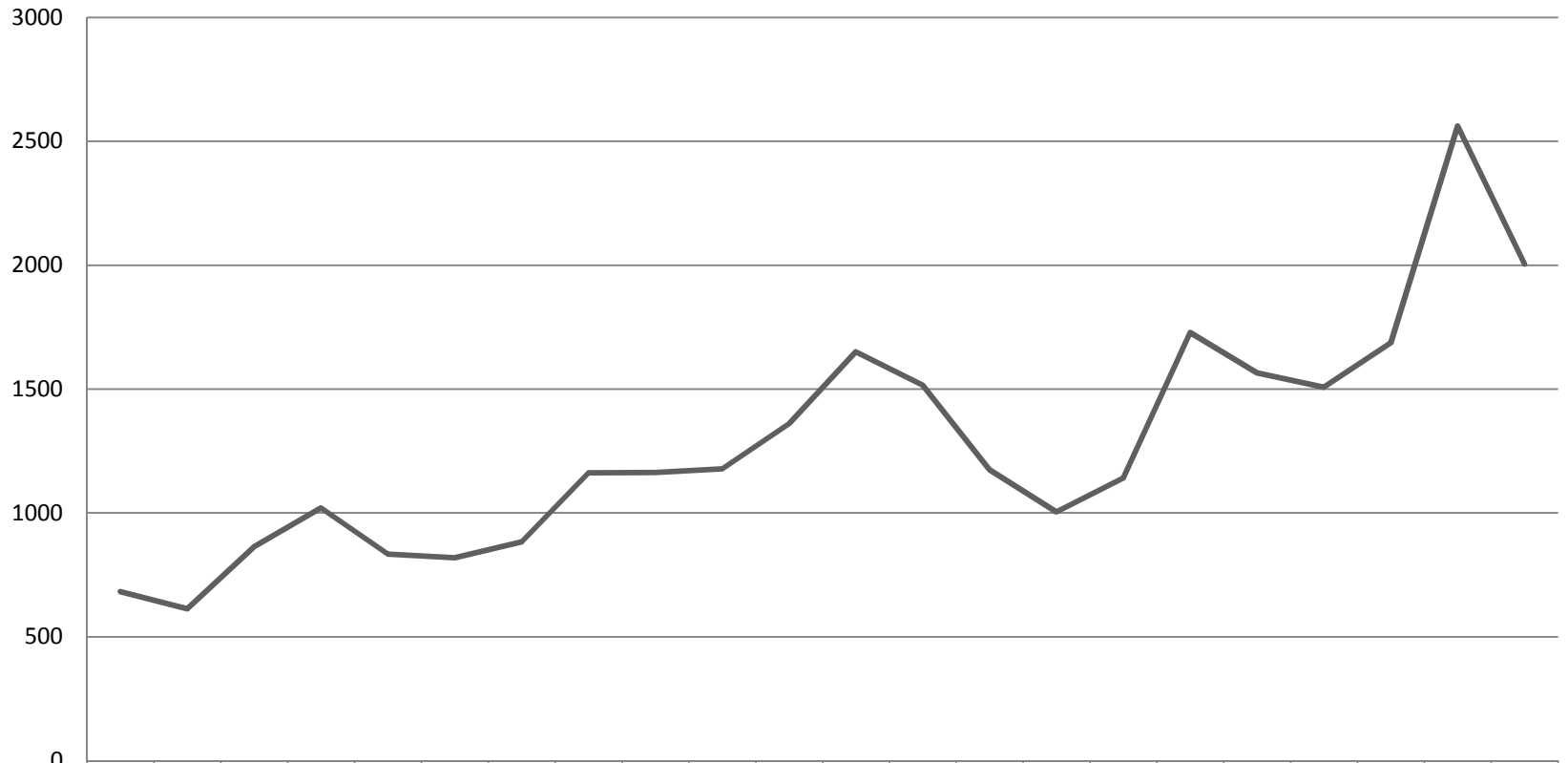
Top 10 Districts on the basis of foreign investment



**Table 18: Registration of Industrial Property (Trademark, Patent & Design)
(Upto F.Y. 2048/49 to F.Y. 2070/71)**

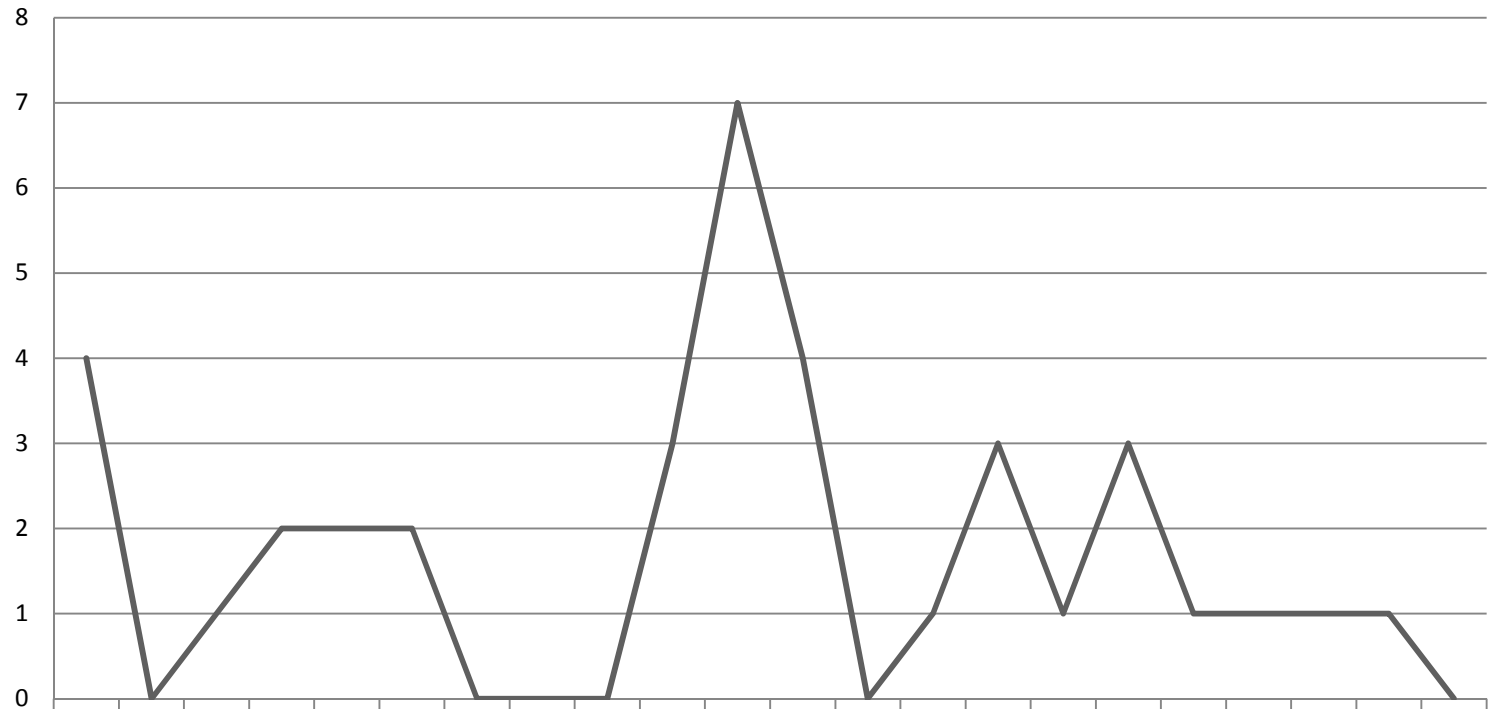
| Fiscal Year | Trademark | | | Patent | | | Design | | |
|---------------|--------------|--------------|--------------|-----------|-----------|-----------|-----------|-----------|-----------|
| | National | Foreign | Total | National | Foreign | Total | National | Foreign | Total |
| Up to 2048/49 | 4982 | 3675 | 8657 | 14 | 19 | 33 | 6 | 29 | 35 |
| 2049/50 | 512 | 170 | 682 | 0 | 4 | 4 | 0 | 0 | 0 |
| 2050/51 | 369 | 244 | 613 | 0 | 0 | 0 | 0 | 1 | 1 |
| 2051/52 | 393 | 471 | 864 | 1 | 0 | 1 | 0 | 1 | 1 |
| 2052/53 | 403 | 617 | 1020 | 1 | 1 | 2 | 0 | 1 | 1 |
| 2053/54 | 423 | 411 | 834 | 0 | 2 | 2 | 0 | 2 | 2 |
| 2054/55 | 442 | 377 | 819 | 0 | 2 | 2 | 0 | 2 | 2 |
| 2055/56 | 429 | 454 | 883 | 0 | 0 | 0 | 1 | 1 | 2 |
| 2056/57 | 574 | 588 | 1162 | 0 | 0 | 0 | 3 | 0 | 3 |
| 2057/58 | 678 | 485 | 1163 | 0 | 0 | 0 | 0 | 1 | 1 |
| 2058/59 | 660 | 518 | 1178 | 1 | 2 | 3 | 4 | 1 | 5 |
| 2059/60 | 804 | 557 | 1361 | 5 | 2 | 7 | 0 | 5 | 5 |
| 2060/61 | 1255 | 396 | 1651 | 2 | 2 | 4 | 0 | 5 | 5 |
| 2061/62 | 949 | 567 | 1516 | 0 | 0 | 0 | 1 | 1 | 2 |
| 2062/63 | 609 | 565 | 1174 | 0 | 1 | 1 | 0 | 0 | 0 |
| 2063/64 | 585 | 419 | 1004 | 3 | 0 | 3 | 0 | 0 | 0 |
| 2064/65 | 612 | 529 | 1141 | 1 | 0 | 1 | 2 | 2 | 4 |
| 2065/66 | 954 | 774 | 1728 | 2 | 1 | 3 | 0 | 3 | 3 |
| 2066/67 | 889 | 675 | 1565 | 1 | 0 | 1 | 0 | 0 | 0 |
| 2067/68 | 850 | 657 | 1507 | 1 | 0 | 1 | 0 | 0 | 0 |
| 2068/69 | 456 | 1230 | 1686 | 1 | 0 | 1 | 4 | 3 | 7 |
| 2069/70 | 1473 | 1089 | 2562 | 1 | 0 | 1 | 13 | 1 | 14 |
| 2070/71 | 1084 | 920 | 2004 | 0 | 0 | 0 | 1 | 0 | 1 |
| Total | 20385 | 16388 | 36774 | 34 | 36 | 70 | 35 | 59 | 94 |

Trademark Registration



| | 2049/ 50 | 2050/ 51 | 2051/ 52 | 2052/ 53 | 2053/ 54 | 2054/ 55 | 2055/ 56 | 2056/ 57 | 2057/ 58 | 2058/ 59 | 2059/ 60 | 2060/ 61 | 2061/ 62 | 2062/ 63 | 2063/ 64 | 2064/ 65 | 2065/ 66 | 2066/ 67 | 2067/ 68 | 2068/ 69 | 2069/ 70 | 2070/ 71 |
|-------------|-------------|-------------|-------------|-------------|-------------|-------------|-------------|-------------|-------------|-------------|-------------|-------------|-------------|-------------|-------------|-------------|-------------|-------------|-------------|-------------|-------------|-------------|
| — Trademark | 682 | 613 | 864 | 1020 | 834 | 819 | 883 | 1162 | 1163 | 1178 | 1361 | 1651 | 1516 | 1174 | 1004 | 1141 | 1728 | 1565 | 1507 | 1686 | 2562 | 2004 |

Patent Registration



| | | | | | | | | | | | | | | | | | | | | | | |
|-----------------------|------|------|------|------|------|------|------|------|------|------|------|------|------|------|------|------|------|------|------|------|------|------|
| | 2049 | 2050 | 2051 | 2052 | 2053 | 2054 | 2055 | 2056 | 2057 | 2058 | 2059 | 2060 | 2061 | 2062 | 2063 | 2064 | 2065 | 2066 | 2067 | 2068 | 2069 | 2070 |
| | /50 | /51 | /52 | /53 | /54 | /55 | /56 | /57 | /58 | /59 | /60 | /61 | /62 | /63 | /64 | /65 | /66 | /67 | /68 | /69 | /70 | /71 |
| — Patent Registration | 4 | 0 | 1 | 2 | 2 | 2 | 0 | 0 | 0 | 3 | 7 | 4 | 0 | 1 | 3 | 1 | 3 | 1 | 1 | 1 | 1 | 0 |

Design Registration

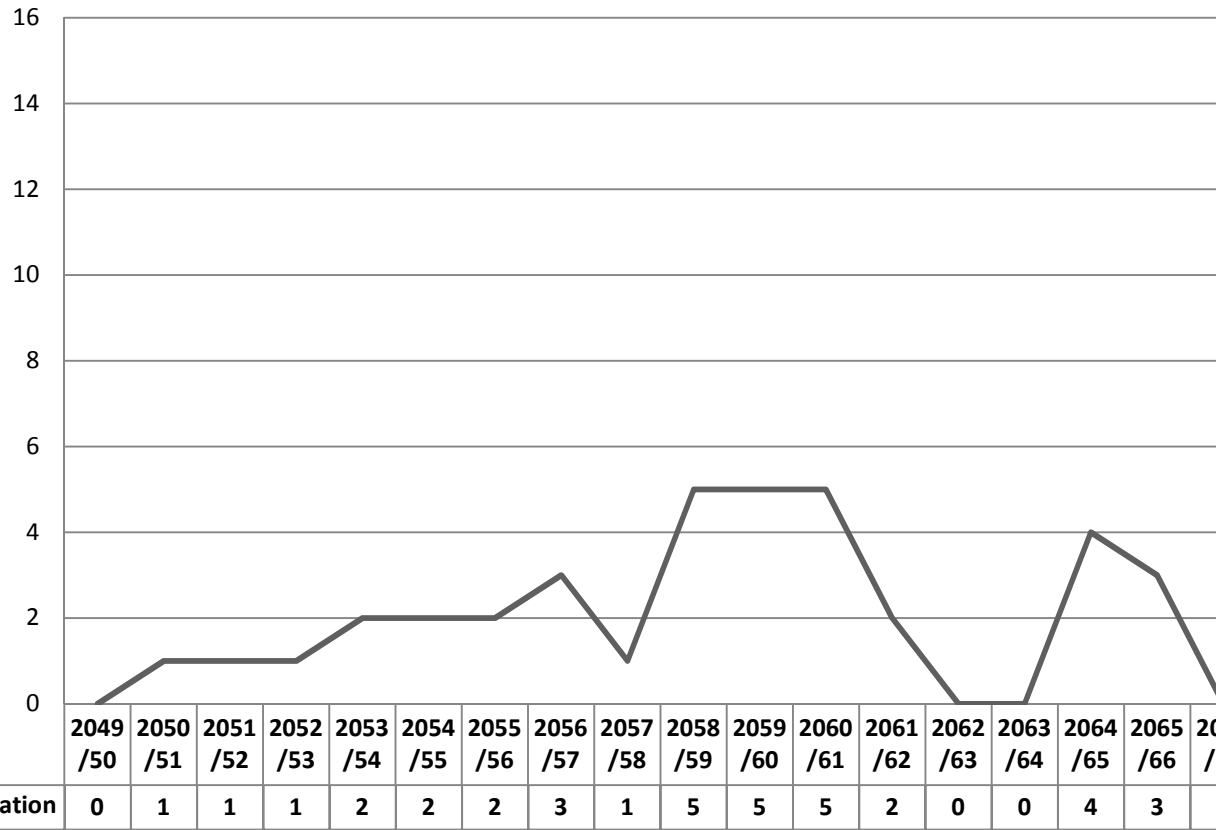


Table 19: Synopsis of The Flow Of Facilities Through One Window Committee(F.Y. 2050/51 to F.Y. 2070/71)

| Fiscal Year | Total No. of Decisions | Duty Draw Back (Amount in Rs.) | | | | |
|-------------|------------------------|--------------------------------|---------|----------|-----------|--------------|
| | | Custom | Premium | Excise | Sales Tax | Total Amount |
| 2050/051 | 742 | 8475032 | 2248797 | 0 | 2714914 | 13438743 |
| 2051/052 | 719 | 5102315 | 47846 | 35835 | 967296 | 6153292 |
| 2052/053 | 722 | 13613217 | 103382 | 0 | 6966744 | 20683343 |
| 2053/054 | 482 | 24999958 | 0 | 0 | 0 | 24999958 |
| 2054/055 | 129 | 22576702 | 0 | 0 | 1209643 | 23786345 |
| 2055/056 | 316 | 50273147 | 0 | 481847 | 1168451 | 51923445 |
| 2056/057 | 367 | 82181698 | 0 | 0 | 0 | 82181698 |
| 2057/058 | 409 | 155700796 | 0 | 0 | 0 | 155700796 |
| 2058/059 | 846 | 409859971 | 0 | 0 | 0 | 409859971 |
| 2059/060 | 415 | 324705649 | 0 | 0 | 0 | 324705649 |
| 2060/61 | 200 | 147949365.9 | 0 | 0 | 0 | 147949365.9 |
| 2061/62 | 126 | 80774966 | 0 | 0 | 0 | 80774966 |
| 2062/63 | 20 | 5725641 | 0 | 0 | 0 | 5725641 |
| 2063/64 | 240 | 229163790 | 0 | 0 | 0 | 229163790 |
| 2064/65 | 448 | 437815174 | 0 | 0 | 128097 | 437943271 |
| 2064/65 | 333 | 343176088 | 0 | 0 | 128097 | 343304185 |
| 2065/66 | - | 164281721 | 0 | 0 | 0 | 164281721 |
| 2066/67 | - | 51071670 | 0 | 0 | 0 | 51071670 |
| 2067/68 | 22 | 64036952 | 0 | 0 | 0 | 64036952 |
| 2068/69 | 44 | 88508652 | 0 | 0 | 0 | 88508652 |
| 2069/70 | 22 | 24332031 | - | - | - | 24332031 |
| 2070/71 | 43 | 185275278 | - | 23108273 | - | 208383551 |

Note: One Window Committee has been constituted for the purpose of providing facilities and concessions to the industries as per Industrial Enterprises Act.

Table 20: List of Initial Environmental Examination (IEE) Approved Industries(F. Y. 2070/71)

| S.N. | Name of Industry | Address |
|------|---|-----------------------------------|
| 1 | DEURALI JANTA PHARMACEUTICALS PVT.LTD | MANGALPUR-9, CHITWAN |
| 2 | BRANCH UNIT-1 | |
| 3 | PREMIER ORGANICS PVT.LTD | |
| 4 | C.G. SPIRITS PVT.LTD | |
| 5 | BHERI DISTILLERY AND ALLIED INDUSTRIES PVT.LTD | |
| 6 | HAMRO OXYGEN GAS PVT.LTD | |
| 7 | HAMRO OXYGEN GAS PVT.LTD | |
| 8 | OM PELLET FEED IND. PVT. LTD | MORANG |
| 9 | MAHASHAKTI CEMENT PVT. LTD | KAPILVASTU |
| 10 | HIMAL AGRO AND PRODUCTS PVT.LTD | PARSA |
| 11 | BRANCH UNIT-1 | |
| 12 | BHERI DISTILLERY AND ALLIED INDUSTRIES PVT.LTD | BANKE, KAMADI V.D.C- 6 |
| 13 | HIMALAYAN TEA AND AGRO NEPAL PVT. LTD | ILLAM, PANCHAKANYA V.D.C- 7 |
| 14 | NAVA DURGA GROUP OF INDUSTRIES PVT. LTD | SAPTARI, PRASWANI V.D.C-5 |
| 15 | ARANIKO ABUKHAIRENI CEMENT IND. PVT. LTD | TANAHU, ABUKHAIRENI-4 |
| 16 | NAVA DURGA GROUP OF INDUSTRIES PVT. LTD | |
| 17 | WESTERN AGRO PROCESSING IND. PVT. LTD | RUPANDEHI |
| 18 | ARATI LIQUORS PVT. LTD | |
| 19 | MAHAVIR AGGREGATE IND. PVT. LTD | |

| | | |
|----|--|-------------------------------|
| 20 | JALJALA DISTILLERY PVT. LTD | DHARAN |
| 21 | HIMGIRI MAIDA MILL PVT. LTD | RUPANDEHI |
| 22 | ANNAPURNA RUBBER IND. PVT. LTD | SUNSARI, SONAPUR |
| 23 | BIJAYA DISTILLERY PVT. LTD | NAWALPARASI. BANJARIYA-3 |
| 24 | SUPER LAMICOATS PVT. LTD | CHATPIPARA, BARA |
| 25 | BHAJESWORI SUGAR AND CHEMICALS PVT. LTD | KANCHANPUR, KALIKA V.D.C-2 |
| 26 | KISHAN DISTILLERY PVT. LTD | RUPANDEHI |
| 27 | KOSHI GAS UDHYOG PVT. LTD | MORANG, |
| 28 | PROGEOCHEM IND. PVT.LTD | |
| 29 | BROTHERS BLENDERS PVT. LTD | MORANG, INDRAPUR V.D.C -7 |
| 30 | MAHAVIR AGGREGATE IND. PVT. LTD | BENI, MANIPUR V..D.C- 9, |
| 31 | RELIANCE SUPER TECH CEMENT PVT. LTD | BARA |
| 32 | ARJUN DHARA TEA PROCESSING PVT. LTD | JHAPA, ARJUNDHARA- 01 |
| 33 | TRISUL ANCILLARY PRODUCTS AND PACKAGING | BIRGUNJ-16, PARSA |
| 34 | ALTI HIMALAYAN WORKSHOP PVT. LTD | SITAPAILA- 2, KATHMANDU |
| 35 | TRISUL ANCILLARY PRODUCTS AND PACKAGING | BIRGUINJ-16, PARSA |
| 36 | EVERGREEN BAMBOO IND. PVT. LTD | NAVALPARASI, RAMGRAM-11 |
| 37 | MACHAPUCHHRE DISTILLERY PVT. LTD | SUNSARI, AMAHIBELDA-5,7 |
| 38 | JUN CHIYABARI TEA GARDEN PVT. LTD | DHANKUTA=1 |
| 39 | SHUMSHER AND GANGADEVI TEA COMPANY PVT. LTD | JHAPA, ANARMANI-1 |
| 40 | ADHARSHEELA CEMENT PVT. LTD | DANG |

| | | |
|----|---------------------------------------|--------------------------|
| 41 | MIRAGE PRINTING SOLUTIONS PVT. LTD | KATHMANDU-04 |
| 42 | GOPAL FLOUR MILL PVT. LTD | TANKI SINWARI-01, MORANG |
| 43 | PRO BIOTECH IND. PVT. LTD | LIPANI BIRTA-08, PARSА |
| 44 | BRANCH UNIT- 5 | |
| 45 | BISHAL MAIDA MILL PVT. LTD | KHANAR-6, SUNSARI |
| 46 | RAINBOW DISTILLERY PVT. LTD | RUPANDEHI |
| 47 | SAMRAT CEMENT INDUSTRIES PVT. LTD | DANG |
| 48 | PRO BIOTECH IND. PVT. LTD | PARSA |
| 49 | MIRAGE PRODUCTS NEPAL PVT. LTD | MORANG |
| 50 | IDEAL PHARMACEUTICALS PVT. LTD | BANKE |
| 51 | CHARI LIQUORS PVT. LTD | DOLAKHA |
| 52 | MAKALU DISTILLERY PVT. LTD | SUNSARI |
| 53 | MIRAGE PRODUCT NEPAL PVT. LTD | KATAHARI-01, MORANG |
| 54 | BHOLE BABA LIQUORS PVT. LTD | SHIVAGUNJ-05 |
| 55 | PASHUPATI POLYPROPYLENE IND. PVT. LTD | MORANG |
| 56 | SARBOTTAM CEMENT PVT. LTD | RAMNAGAR-5, NAVAPARASI |
| 57 | OM BREWERY PVT. LTD | RAUTAHAT |
| 58 | HILLTAKJE IND. PVT. LTD BRANCH UNIT-1 | |
| 59 | FEWA LUBE OIL PVT. LTD | GAURADAHA-5, JHAPA |
| 60 | NEP AND FLEXI PACK PV. LTD | KATAHARI-9, MORANG |
| 61 | UCCHA HIMAL PRODUCTS | LIPANI BIRTA-6, PARSА |
| 62 | OM LAXMAN SUGAR AND AGRO PVT. LTD | BASANTAPUR-3,4, PARSА |
| 63 | SUBHASHREE AGNI CEMENT IND | JALUKE6, |

| | | |
|----|---|-----------------------------|
| | PVT. LTD | ARGHAKHACHI |
| 64 | OMNICA LABORATORIES PVT. LTD | CHITPOLE-1, BHAKAPUR |
| 65 | CLASSIC INDUSTRIES PVT. LTD | PIPARA SIMARA, BARA |
| 66 | PREFECT FOODS PVT. LTD | DUHABI-5, SUNSARI |
| 67 | JAGADAMBA FOODS PVT. LTD BRANCH UNIT-1 | RUPANDEHI, SIDDHANAGAR-4 |
| 68 | YETI BREWERY PVT. LTD | CHAINPUR-1, CHITWAN |

Table No. 21 List of Goods of Industries Recommended for Preferential Export to India (F. Y. 2070/71)

| क्र.सं. | उद्योगको नाम | बस्तु | वा.उ.क्षमता | सिफारिश परिमाण |
|---------|--|--|--|---|
| क्र.सं. | उद्योगको नाम | बस्तु | वा.उ.क्षमता | सिफारिश परिमाण |
| १. | रिलायन्स सुगर एण्ड केमिकल इण्डष्ट्रिज प्रा.लि., बारा । | Molasses (By product) | 15,000 MT | 1,300 MT |
| २. | राजेश मेटल क्राफ्टस् लि., बारा | Black Pipes G I Pipes | 45,000 MT 12,000 MT | 15,000 MT 10,000 MT |
| ३. | वालाजी कत्था उद्योग प्रा.लि., बांके । | Kattha (Biscuit) Cutch | 280 MT 437.5 MT | 100 MT 100 MT |
| ४. | यति पोलिकेम प्रा.लि., मकवानपुर | PVC Laminated Sheet | 14,400 MT | अर्को वैठकमा पेश गर्ने |
| ५. | नेपाल शालिमार सिमेन्ट प्रा.लि., बारा | Cement (PSC) | 2,94,500 MT | 50,000 MT |
| ६. | प्रेष्टिज म्याट इण्डष्ट्रिज, पर्सा । | PVC Mats | 10,54,080 Sq.Mtrs | 2,00,000 Sq.Mtrs |
| ७. | अल्ट्रा मेडि टेक प्रा.लि., पर्सा । | Diagnostic Kits | 12,00,000 Pcs | 1,00,000 Pcs |
| ८. | भगवती रेजीन इण्डष्ट्रिज, सुनसरी । | Plastic Beads | 310 MT | 30 MT |
| १०. | भगवती स्टील ई.प्रा.लि., बारा | Black Pipes | 5,000 MT | २,००० मे.टन |
| ११. | जय बजरंग प्लाइवुड इ. प्रा.लि., सर्लाही | Plywood | 5,68,000 Sq. Mtrs | १,००,००० वर्ग मिटर |
| १२. | श्री गणेश पश्मिना उद्योग, काठमाडौं | Pashmina goods (Shawl, Sweater, Muffler, Panchu) | 1,500 Pcs | १,५०० थान |
| १३. | बंगलामूखि रोजिन एण्ड टर्पेन्टाइन ई.प्रा.लि., बांके | Rosin Turpentine | 3,000 MT | ५०० मे.टन |
| १४. | गंगा रोजिन एण्ड टर्पेन्टाइन ई., बांके | Rosin Turpentine | 3,440 MT | १,००० मे.टन |
| १५. | खनाल रोजिन एण्ड टर्पेन्टाइन ई.प्रा.लि., बांके | Rosin Turpentine | 740 MT 360 MT | २०० मे.टन |
| १६. | मनकामना रोजिन एण्ड केमिकल्स उद्योग प्रा.लि., बांके. | Rosin Turpentine | 2,880 MT 580 MT | ५०० मे.टन |
| १७. | अच्युत पाइन प्रोडक्ट उद्योग, कपिलवस्तु | Dipentine Pine Oil Longifolene Turpenoil Pitch | 1,680 KL 425.6 KL 182 KL 112 KL 120 KL | ५०० कि.लि. १२५ कि.लि. ५० कि.लि. ३५ कि.लि. ३५ कि.लि. |
| १८. | प्रेष्टिज लुप म्याट्स इ.प्रा.लि., पर्सा | PVC Loop Mats/ Door Mats/ Car Mats | 5,27,040 Mtrs | २,२५,००० वर्ग मिटर |

| क्र.सं. | उद्योगको नाम | बस्तु | वा.उ.क्षमता | सिफारिश परिमाण |
|---------|--|--|------------------------------------|--|
| १९. | इन्दू शंकर चिनी उद्योग, पर्सा | Molassess | 16,200 MT | ५,००० मे.टन |
| २०. | अन्नपूर्ण सुगर एण्ड जनरल इण्डष्ट्रिज प्रा.लि., सर्लाही | Molassess | 15,000 MT | १,००० मे.टन |
| २१. | शंकर सिन्थेटिक्स प्रा.लि., पर्सा । | PP Yarn | 2,500 MT | ५०० मे.टन |
| २२. | एन एस एक्सपोर्ट प्रा.लि., भक्तपुर | Readymade Garments (Pant, Shirt & Jackets) | 3,60,000 Pcs | १,००,००० थान |
| २३. | आरती स्ट्रिप्स प्रा.लि., मोरङ | Color GC/GP Sheet GI Ridge Color Coated sheet in roll form | 20,000 MT 5,000 MT 10,000 MT | १०,००० मे.टन २,५०० मे.टन ५,००० मे.टन |
| २४. | देउती रोजिन एण्ड टर्पेन्टाइन उद्योग प्रा.लि., बांके | Rosin Turpentine | 2,400 MT | ५०० मे.टन |
| २५. | सूर्य कत्था उद्योग प्रा.लि., सुनसरी | Kattha (Biscuit) Cutch | 400 MT 600 MT | २०० मे.टन ३०० मे.टन |
| २६. | जगदम्बा इन्टरप्राइजेज प्रा.लि., पर्सा | G I Pipes MS Black Pipes | 12,000 MT 18,000 MT | ८,००० मे.टन १२,००० मे.टन |
| २७. | आदर्श पोलिप्लाष्टिक प्रा.लि., पर्सा | PP Woven Fabric | 3,000 MT | १,००० मे.टन |
| २८. | राजेश मेटल क्राफ्टस् लि., बारा | By product (Zinc Dross) | 300 MT | २०० मे.टन |
| २९. | डाबर नेपाल प्रा.लि., बारा | Fruit Juices | 110,000 KL | ८०,००० किलो लिटर |
| ३०. | समानता पश्मिना क्राफ्ट्स, काठमाडौं | Woolen Cardigans & Stoles | 1,15,000 Pcs | १५,००० थान |
| ३१. | आनन्द कत्था उद्योग, सुनसरी | Kattha (Biscuit) Cutch | 360 MT 720 MT | १०० मे.टन २०० मे.टन |
| ३२. | गोपाल इट्टा उद्योग, सिराहा | Brick (Itta) | 180,000 Pcs | १५०,००० थान प्रतिवेदन प्राप्त भएपछि |
| ३३. | वालाजी नेचुरल इण्डष्ट्रिज, मकवानपुर । | Rosin Turpentine oil | 2,100 MT 360 MT | २०० मे.टन ४० मे.टन |
| ३४. | शिव कत्था उद्योग प्रा.लि., बांके । | Kattha (Biscuit) Cutch | 120 MT 180 MT | ८० मे.टन १०० मे.टन |
| ३५. | शंकर सिन्थेटिक्स प्रा.लि., पर्सा । | PP Yarn | 2,500 MT | २०० मे.टन |
| ३६. | श्री मेहेन्द्रपुर वालाजी प्रा.लि., बांके । | Liquid Kattha | 360 MT | १०० मे.टन |

| क्र.सं. | उद्योगको नाम | बस्तु | वा.उ.क्षमता | सिफारिश परिमाण |
|---------|--|---|-------------------------------------|---|
| ३७. | एडभान्स न्यूट्रिसन्स प्रा.लि., बारा । | Feed Premix | 2,400 MT | १,५०० मे.टन |
| ३८. | हिमाली रोजीन एण्ड टर्पेन्टाइन इण्डष्ट्रिज, सुनसरी | Rosin Turpentine oil | 1,479 MT 627 MT | २०० मे.टन ४० मे.टन |
| ३९. | शिव शक्ति केमोप्लाष्ट प्रा.लि., पर्सा । | Woven Fabrics | 8,500 MT | ५,००० मे.टन |
| ४०. | राधा कत्था उद्योग प्रा.लि., कपिलवस्तु | Liquid Kattha | 240 MT | ५० मे.टन |
| ४१. | एन एस एक्सपोर्टस प्रा.लि., भक्तपुर । | Readymade Garments (Pant, Shirt, Coat, Jacket) | 3,60,000 Pcs | ५०,००० थान |
| ४२. | मेहेन्दीपुर बालाजी प्रा.लि., बाँके । | Liquid Kattha | 360 MT | ५० मे.टन |
| ४३. | मैनावती स्टील इण्डष्ट्रिज प्रा.लि., सुनसरी । | Fabricated Structure/ Galvanized Welded Structure/ Ungalvanized Welded Structure | 5,000 MT | २,००० मे.टन |
| ४४. | राजेश मेटल क्राफ्टस लि., बारा । | Various gauges of Colour Coated corrugated galvanized Iron/ GCI/GP Sheets | 55,000 MT | ५,००० मे.टन |
| ४५. | प्रोजिओकेम इण्डष्ट्रिज प्रा.लि., मकवानपुर । | Alkyd Resin | 4,200 MT | ५०० मे.टन |
| ४६. | आरती स्ट्रिप्स प्रा.लि., मोरङ्ग । | Colour Coated CG/GP Sheets Colour Coated Sheet in Roll form Colour Coated Ridge | 20,000 MT 10,000 MT 5,000 MT | १०,००० मे.टन ५,००० मे.टन १,००० मे.टन |
| ४७. | विनायक एगो प्रा.लि., बारा । | Kattha (Biscuit) Kattha Paste Cutch (By product) | 1020 MT 300 MT 500 MT | ५०० मे.टन २० मे.टन २०० मे.टन |
| ४८. | आरती स्ट्रिप्स प्रा.लि., मोरङ्ग । | GP Pipes | 8,000 MT | ३,००० मे.टन |
| ४९. | प्रेष्टिज लुप म्याट्स इण्डष्ट्रिज प्रा.लि., पर्सा । | PVC Loopmats/Carmats/ Doormats | 5,27,040 Sq.Mtrs | ३,००,००० वर्ग मिटर |
| ५०. | आरती स्ट्रिप्स प्रा.लि., मोरङ्ग । | Black Pipes CR Pipes PPCR Sheet/Coil | 25,000 MT 10,000 MT 15,000 MT | १०,००० मे.टन ५,००० मे.टन १५,००० मे.टन |
| ५१. | स्नेहा एपरेल्स प्रा.लि., मोरङ्ग । | Readymade Garments (Track Suit) | 2,22,000 Pcs | १,२६,००० थान |
| ५२. | एडभान्स न्यूट्रिसन्स प्रा.लि., बारा । | Feed Premix | 2,400 MT | ३०० मे.टन |

| क्र.सं. | उद्योगको नाम | बस्तु | वा.उ.क्षमता | सिफारिश परिमाण |
|---------|--|--|--------------------------|-----------------------------|
| ५३. | के वि साम आल्मुनियम ई. प्रा.लि., बारा । | Aluminum Extrusion Section | 12,000 MT | २,५०० मे.टन |
| ५४. | आरती स्ट्रिप्स प्रा.लि., मोरङ्ग । | GC/GP Sheets GP Sheet in Roll Form MT | 1,15,000 MT 25,000 MT | ५०,००० मे.टन ५,००० मे.टन |
| ५५. | आर ह्याण्डिक्राफ्ट ललितपुर । | Pray Wheel (Mane), Bracelet, Pots etc (Handcrafts goods) | 3,000 Pcs | ३,००० थान |
| ५६. | स्वस्तिक जुता चप्पल उद्योग, मोरङ्ग । | Shoe Uppers | 2,00,000 Pairs | १,००,००० जोर |
| ५७. | शिवम् स्टिल प्रा.लि., पर्सा । | Stainless Steel Utensils | 500 MT | ४०० मे.टन |
| ५८. | पब्स फूड प्रोडक्ट्स, पर्सा । | Bubble Gum | 800 MT | १०० मे.टन |
| ५९. | जगदम्बा मेटल क्राफ्ट इण्डष्ट्रिज, पर्सा | G I and M S Welded Mesh | 1,500 MT | ३०० मे.टन |
| ६०. | बागेश्वरी कत्था उद्योग प्रा.लि., बाँके । | Liquid Kattha | 280 MT | ५० मे.टन |
| ६१. | स्ट्रक्टो नेपाल प्रा.लि., ललितपुर । | Steel Structures of Suspension Bridge | 700 MT | ४० मे.टन |
| ६२. | पशुपति कुट उद्योग बारा । | Paper Board (Koot) | 1080 MT | ५०० मे.टन |

**Table 22: Revenue Accumulation to the Department of Industries
(F.Y. 2050/51to F.Y. 2070/71)**

| Fiscal Year | Registration Fee (Rs.) | | | | Renewal Fee (Rs.) | | | Late Fine For TM Renewal | Deposits for Fieted | Others | Total |
|-------------|------------------------|------------------|---------------------|---------------------------|-------------------|---------------------|------------|--------------------------|---------------------|---------|--------------------|
| | Pvt. Ltd. | Partnership Firm | Proprietorship Firm | Trademark, Patent, Design | Partnership Firm | Proprietorship firm | Trade Mark | | | | |
| 2050/51 | 2629 | 13000 | 200300 | 496018 | 2100 | 6635 | 35805 | 4170 | 336324 | 660698 | 1757679 |
| 2051/52 | - | 23500 | 197985 | 757125 | 1305 | 10985 | 313088 | 1703 | 777353 | 177768 | 2260812 |
| 2052/53 | - | 26000 | 116810 | 862987 | 2035 | 9805 | 151814 | 4178 | 57000 | 210719 | 1441348 |
| 2053/54 | - | 24600 | 347840 | 1946071 | 1650 | 14120 | 570093 | 8865 | 209000 | 1078732 | 4200971 |
| 2054/55 | - | 6500 | 17030 | 2093358 | 150 | 7260 | 740411 | 4480 | 4526737 | 1057362 | 8453288 |
| 2055/56 | - | 6600 | 160 | 2621943 | 150 | 4470 | 339050 | 27755 | - | 1147982 | 4148110 |
| 2056/57 | - | 13000 | 23710 | 3041039 | 620 | 16430 | 552072 | 16675 | 2850053 | 78255 | 6591854 |
| 2057/58 | - | 65 | 7800 | 2856925 | 2000 | 3490 | 607877 | 16275 | 138100 | 1718005 | 5350537 |
| 2058/59 | - | 0 | 70200 | 2772594 | 1210 | 3260 | 2863359 | 10090 | - | 1976958 | 7697671 |
| 2059/60 | - | 6500 | 54600 | 3121092 | 365 | 6070 | 2009975 | 10940 | 229000 | 2031975 | 7470517 |
| 2060/61 | - | 6500 | 23400 | 2888247 | 900 | 5890 | 1260237 | 5955 | 17000 | 1933578 | 6141707 |
| 2061/62 | - | - | 22200 | 3290274 | 1050 | 17725 | 1523269 | 13119 | 52000 | 2168934 | 7088571 |
| 2062/63 | - | - | - | 4947210 | 150 | 10055 | 1731737 | 86900 | - | 3195086 | 9971138 |
| 2063/64 | - | - | - | 11000000 | - | - | - | 392000 | 12652000 | 48000 | 24092000 |
| 2064/65 | - | - | - | 12008470 | - | - | - | - | 2202031.1 | - | 14210501.1 |
| 2065/66 | - | - | - | 15112700 | - | - | - | - | 2399815.73 | 96338 | 17608853.73 |
| 2066/67 | - | - | - | 15936250 | - | - | - | - | 191060 | 33897 | 16161207 |
| 2067/68 | - | - | - | 16327950 | - | - | - | - | 1931060 | 33897 | 18292907 |
| 2068/69 | - | - | - | 18716855 | - | - | - | - | - | 1230805 | 19947660 |
| 2069/70 | - | - | - | - | - | - | - | - | - | - | 24058600 |
| 2070/71 | - | - | - | - | - | - | - | - | - | - | |

Note: Others include application fee, sales from books and forms, tender fee, dividend and misc.