

INDUSTRIAL STATISTICS

**Fiscal Year
2071/072 (2014/2015)**



**Government of Nepal
Ministry of Industry**

Department of Industry

**Planning, Monitoring & Evaluation Division
Tripureswore, Kathmandu
Nepal**

INDUSTRIAL STATISTICS

**Fiscal Year
2071/072 (2014/2015)**



**Government of Nepal
Ministry of Industry**

Department of Industry

**Planning, Monitoring & Evaluation Division
Tripureswore, Kathmandu,
Nepal**

Published by: Department of Industry
Planning, Monitoring & Evaluation Section
Tripureswore, Kathmandu, Nepal
Tel: +977-1-4261101, 4261168, 4261169
Fax: +977-1-4261112
E-mail: info@doind.gov.np
<http://www.doind.gov.np>

Copyright ©: 2015, Department of Industry

The Department of Industry agrees that the materials in this publication may be reproduced in whole or in part and in any form for education or non-profit uses, especially, for scholarly purpose, without special permission from the copyright holders, provided that acknowledgement of the source is quoted. However, no use of this publication may be made for resale or other commercial purposes without prior written consent of the publisher. The publisher would appreciate receiving a copy of any publication, which uses this publication as a source.

Acknowledgements

The rate of economic growth of any nation is directly related to its industrialization. Thus, industries are the backbone of an economy. Apart from providing employment to the people, industries also help in creating national income by utilizing its natural resources. In the process, they help improve the living standard of the people, the prime objective of any development activities.

Department of Industries (DOI) has been publishing *Industrial Statistics* for almost two decades and the present edition, 2071/072 (2014/2015) is yet another link of that chain.

The previous editions of this book were found to be useful to academicians, researchers, entrepreneurs, planners, policy makers and bankers for industrial and economic analysis. We are sure that this Industrial Statistics Book will be equally fruitful too. We look forward to receive your valuable comments and suggestions for the improvement of this publication in coming edition.

Our sincere appreciation goes to Mr. Khagendra Bahadur Basnet, Director; Mr. Jitendra Prasad Sharma, Mechanical Engineer and Mr. Keshab Sharma, Statistical Assistant of Planning, Monitoring & Evaluation Section and all other personnel of this Department for their notable contribution in bringing out this annual publication.

Maheshwor Neupane
Director General

Abbreviations and Notes

DOI	:	Department of Industry
EIA	:	Environmental Impact Assessment
FT	:	foot / feet
FY (F/Y)	:	Fiscal Year
HL	:	Hectolitre = 100 litre
IEE	:	Initial Environment Examination
KG	:	Kilogram
KL	:	Kilolitre = 1000 litre
KM	:	Kilometre
Ltr./l	:	Litre
Ltd	:	Limited
m / mtr	:	metre
No.	:	number
Pbl.	:	Public
Pcs	:	pieces
Pkt	:	packet
Pvt.	:	Private
Sq	:	Square
MT	:	Metric ton = 1000 kg

Table of Contents

Table 1 : List of Industries Registered (F.Y. 2071/72).....	1
Table 2: Number of Industries Registered by Category (F.Y.2071/72)	119
Table 3: Number of Industries Registered by Category (Up to F.Y.2071/72)	120
Table 4: Number of Industries Registered by Scale (F.Y.2071/72)	121
Industries Registered by Scale (F.Y.2071/72).....	121
Table 5: Number of Industries Registered by Scale(Up to F.Y.2071/72)	122
Table 6 : Industry Registered - Fiscal Year and Category Wise (UPTO 2071/72)	122
Table 7 : Number of Industries Registered by District(F.Y. 2071/72).....	132
Table 8 : Number of Industries Registered by District (Up to F.Y. 2071/72).....	134
Table 9 : List of Industries Approved for Foreign Investment (F.Y. 2071/72)	139
Table 10:Industries Approved for Foreign Investment by Category(F. Y. 2071/72)	180
Table 11: Industries Approved For FDI by Category (Up To F/Y 2071-72)	181
Table 12: Industries Approved for Foreign Investment by Scale(F. Y. 2071/72).....	181
Table 13: Industries Approved For Foreign Investment by Scale (Up To F/Y 2071-72).....	182
Table 14: Industries Approved for Foreign Investment by Country of Origin (F. Y.2071/72).....	182
Table 15: Industries Approved for Foreign Investment by Country of Origin.....	184
(UP TO F. Y.2071/72)	184
Table 16: Joint Venture Industries In Nepal – Disctrictwise (F.Y. 2071/72).....	188
Table 17: Joint Venture Industries In Nepal – Disctrictwise (UP TO F.Y. 2071/72).....	189
Table 18: Registration of Industrial Property (Trademark, Patent & Design).....	192
(Upto F.Y. 2048/49 to F.Y. 2071/72)	192
Table 19: Synopsis of The Flow Of Facilities Through One Window Committee(F.Y.....	196
2050/51 to F.Y. 2071/72).....	196
Table 20: List of Initial Environmental Examination (IEE) Approved Industries(F. Y. 2071/72)	197
Table No. 21 List of Goods of Industries Recommended for Preferential Export to India (F. Y.	
2071/72).....	199
Table 22: Revenue Accumulation to the Department of Industries.....	204
(F.Y. 2051/52 to F.Y. 2071/72)	204

Table 1 : List of Industries Registered (F.Y. 2071/72)

S.N.	Owner's Name	Company Name	Address	Total Capital	Fixed Capital	Product & Annual Capacity	Employment
Agro Based Industry							
1	MR. JAGAT SINGH CHAD (NEPAL), MR. SHUI ZHONGHANG (CHINA (MAINLAND)), MR. LUOERDAN (CHINA (MAINLAND)), MR. FENG YUGUI (CHINA (MAINLAND)), MR. IGOR LOPATIN (RUSSIA), MS. ZHA MIN (CHINA (MAINLAND))	KAMANA HERBAL AND AGRO PVT. LTD.	काठमाडौं जिल्ला मच्छेगाउ गा .स.वि. ८ .वडा नं	3,00,00,000	2,46,00,000	VEGETABLES 80 MT, HERBS 40 MT, FLOWERS 5 MT	29
2	MS. LIU LU (CHINA (MAINLAND)), MS. ZHOU YU XIA (CHINA (MAINLAND)), MR. LU ZHI HONG (CHINA (MAINLAND)), MS. ZHANG CHAO YANG (CHINA (MAINLAND)), MR. MA XUE YI (CHINA (MAINLAND))	LIU LU FLORICULTURE PVT. LTD.	ललितपुर जिल्ला सैवु भैसेपाटी गाट .वडा नं .स.वि.	2,90,00,000	2,70,00,000	FLOWER PLANTS 18250 NOS., FLOWERS 30 MT	30
3	MS. YING YING XU (CHINA (MAINLAND)), MR. CHENG ZHANG (CHINA (MAINLAND))	CRISTAL GREEN HOUSE PVT. LTD.	काठमाडौं जिल्ला तिनथाना गा .स.वि. २ .वडा नं	1,00,00,000	89,00,000	VEGETABLES 110 MT	24
4	MR. MENG QIANG (CHINA (MAINLAND)), MS.	CHINEASE VEGETABLE PVT. LTD.	काठमाडौं जिल्ला तिनथाना गा .स.वि.	2,50,00,000	2,23,00,000	VEGETABLES 152 MT	25

S.N.	Owner's Name	Company Name	Address	Total Capital	Fixed Capital	Product & Annual Capacity	Employment
	XIAOCONG CHEN (CHINA (MAINLAND)), MR. XINYUAN JIA (CHINA (MAINLAND)), MR. CHEN CHANGFU (CHINA (MAINLAND)), MR. YONG XING HUANG (CHINA (MAINLAND))		२ .वडा नं				
5	MR. HARI NARAYAN YADAV (NEPAL), MS. YOLANDA ELENA GARCIA ORDORICA (MEXICO), MR. JEFFREY ADAM WENGER (USA), MR. PABLO ANGULANO FERNANDEZ (MEXICO), MS. SUNITA KUMARI YADAV (NEPAL), MR. SERGEY DEMIN (RUSSIA)	PRABHU ORGANIC MISSION PVT. LTD.	ललितपुर जिल्ला सैवु भैंसेपाटी गा६ .वडा नं .स.वि.	3,00,00,000	2,70,00,000	ORGANIC VEGETABLES 225 MT	25
6	MS. LI JUN HUI (CHINA (MAINLAND)), MS. ZHANG XUE MEI (CHINA (MAINLAND)), MR. AN CHAO (CHINA (MAINLAND)), MR. ZHU FENG RAN (CHINA (MAINLAND)), MR. TIE ME ER LI (CHINA (MAINLAND))	ANCHAO ORGANIC VEGETABLES PVT. LTD.	काठमाडौं जिल्ला वलंबु गावडा .स.वि. २ .नं	2,50,00,000	2,40,00,000	ORGANIC VEGETABLES 180 MT	25

S.N.	Owner's Name	Company Name	Address	Total Capital	Fixed Capital	Product & Annual Capacity	Employment
7	MS. MA XIAO RUI (CHINA (MAINLAND)), MRS. EING JU YAN (CHINA (MAINLAND)), MS. HAN YUE FENG (CHINA (MAINLAND)), MR. LU ZHONG SHU (CHINA (MAINLAND)), MR. MAYISIHA (CHINA (MAINLAND))	MEI WEI FRESH GREEN VEGETABLES COMPANY PVT. LTD.	काठमाडौं जिल्ला वलंबु गावडा .स.वि. ७ नं	2,50,00,000	2,30,00,000	ORGANIC VEGETABLES 150 MT	25
8	ITARU NAGAHAMA (JAPAN)	HISHAU ORGANIC FARMING PVT. LTD.	सुनसरी जिल्ला महेन्द्रनगर गा१ .वडा नं .स.वि.	50,00,000	43,00,000	ORGANIC VEGETABLES 70 MT	13
9	MRS. SUNGRAN JANG (SOUTH KOREA), MR. BIJAY LAL SHRESTHA (NEPAL)	HIMALAYAN NURI HEALING FARM PVT. LTD.	काभ्रे जिल्ला मथुरापाटी फूलवारी गा८ .वडा नं .स.वि.	1,50,00,000	1,38,00,000	VEGETABLES 115 MT, FRUITS 5 MT	29
10	MS. KIM YOUNGDEOG (SOUTH KOREA), MR. HWANG YOUNGBOK (SOUTH KOREA), MS. KANG TAEILL (SOUTH KOREA)	YOUNG UN FARMING PVT. LTD.	गोर्खा जिल्ला मसेल गा३ .वडा नं .स.वि.	1,50,00,000	1,35,00,000	VEGETABLES 60 MT, FRUITS 60 MT	33
11	MR ZHANG YONG KUI (CHINA (MAINLAND)), MR. LIU WEN MING (CHINA (MAINLAND)), MR. LI GUI HUA (CHINA (MAINLAND)), MR. ZHOU XIAO LIN (CHINA	SHENG LI ORGANIC GREEN VEGETABLES PVT. LTD.	काठमाडौं जिल्ला भीमदुङ्गा गा.वि.स . ३ .वडा नं	2,50,00,000	2,40,00,000	ORGANIC VEGETABLES 150 MT	25

S.N.	Owner's Name	Company Name	Address	Total Capital	Fixed Capital	Product & Annual Capacity	Employment
	(MAINLAND)), MRS. LONG LI (CHINA (MAINLAND))						
12	MR. HUANG ERDONG (CHINA (MAINLAND)), MR. FENG JUNGANG (CHINA (MAINLAND)), MR. MA WENLONG (CHINA (MAINLAND)), MR. LIANG XIAOWEI (CHINA (MAINLAND))	HONG XIANG GREEN HOUSE PVT. LTD.	काठमाडौं जिल्ला काठमाण्डौ महानगरपालिका वडा नं११ .	3,35,00,000	3,00,00,000	ORGANIC VEGETABLES 270 MT	25
13	MR. ANDREI MAZIAR (RUSSIA)	BERRY FRUITS PRODUCTION PVT. LTD.	काभ्रे जिल्ला भूमिडाडा कलाती गा७ .वडा नं .स.वि.	1,00,00,000	85,00,000	FRUITS 20 MT, JAM 15 MT	25
14	MR. TIMOTHY DONALD RASK (USA), MR. TAYLOR CONWAY HAGAN (USA)	MANJARI COFFEE PVT. LTD.	ललितपुर जिल्ला लेले गावडा .स.वि. ८ .नं	2,00,00,000	1,65,00,000	COFFEE BEANS 25 MT	37
15	MR. JI HAE CHOI (SOUTH KOREA)	UTTAM COFFEE UDHYOG PVT. LTD.	सिन्धुपाल्चोक जिल्ला महाडकाल गा५ .वडा नं .स.वि.	1,00,00,000	80,00,000	COFFEE FARMING AND PROCESSING 10500 KG	45
16	MR. WANG YONG CHUN (CHINA (MAINLAND)), MR. HAN JIAN LONG (CHINA (MAINLAND)), MS. LU JING (CHINA (MAINLAND)), MR. WANG JIN YOU (CHINA (MAINLAND)), MR. ZHANG KAI (CHINA	XIANG XIANG ORGANIC VEGETABLES PVT. LTD.	ललितपुर जिल्ला सैवु भैसेपाटी गा८ .वडा नं .स.वि.	2,50,00,000	2,40,00,000	ORGANIC VEGETABLES 150 MT	24

S.N.	Owner's Name	Company Name	Address	Total Capital	Fixed Capital	Product & Annual Capacity	Employment
	(MAINLAND))						
17	MR. LIAO SONG (CHINA (MAINLAND)), MR. WANG HAI SHENG (CHINA (MAINLAND)), MS. LI JING (CHINA (MAINLAND)), MS. DONG XUE PING (CHINA (MAINLAND)), MR. CHEN XIONG SHAO (CHINA (MAINLAND))	XIN XUAN GREEN VEGETABLES PVT. LTD.	काठमाडौं जिल्ला वलंबु गावडा .स.वि. २ नं	2,50,00,000	2,40,00,000	ORGANIC VEGETABLES 180 MT	25
18	MR. LI LI (CHINA (MAINLAND)), MR. DENG ZU SHUAI (CHINA (MAINLAND)), MS. WANG ZHONG HUA (CHINA (MAINLAND)), MR. XIE LA LUO ER DENG (CHINA (MAINLAND)), MR. ZHANG GUANG HONG (CHINA (MAINLAND))	MEI LI FLORICULTURE PRODUCTION PVT. LTD.	काठमाडौं जिल्ला किर्तिपुर नगरपालिका वडा नं२ .	2,50,00,000	2,30,00,000	FLOWERS 30 MT	37
19	MS. FATIMA ASHUROVA (UZBEKISTAN), MR. ANTONIO JAQUEZ (USA), MS. ELNORA ASKAROV A (UZBEKISTAN), MR. EDELMIRO TUDELA VILLAPLANA (SPAIN), MR. ROBERT GORDON MELLOR	SWEET ORGANIC AGRICULTURE PVT. LTD.	काठमाडौं जिल्ला विष्णु बुढानिलकण्ठ गा३ .वडा नं .स.वि.	3,00,00,000	2,52,00,000	VEGETABLES 156 MT	25

S.N.	Owner's Name	Company Name	Address	Total Capital	Fixed Capital	Product & Annual Capacity	Employment
	(CANADA), MR. DAMIEN PAUL TIDMARSH (UK)						
20	MS. CLAUDIA CECILIA ARABELA (MEXICO), MS. BINFANG SONG (CHINA (MAINLAND)), MS. SHANNA YU (CHINA (MAINLAND)), MR. GEXINIMA (CHINA (MAINLAND)), MR. WANG ZHEN (CHINA (MAINLAND)), MR. GRACE ARZU GREENLAND (AUSTRALIA), MS. JIANG FENGGE (CHINA (MAINLAND))	SHANNA VEGETABLE PVT. LTD.	काठमाडौं जिल्ला तिनथाना गा .स.वि. २ .वडा नं	3,50,00,000	3,22,00,000	VEGETABLES 160 MT	25
21	MR. HENOUX THOMAS (FRANCE), MR. PRAMOD PRASAD KHAKUREL (NEPAL)	EUREKA FARM PVT. LTD.	नुवाकोट जिल्ला चौघडा गा .स.वि. ४ .वडा नं	84,00,000	77,00,000	ORGANIC VEGETABLES 120 MT, FRUITS 10 MT	20
22	MS. TONG SHENNI (CHINA (MAINLAND)), MS. TONG DONGHUA (CHINA (MAINLAND)), MR. STEVEN PHILIP COOK (UK), MS. ELIZABETH JUNE HOPE (AUSTRALIA), MR. SEBASTIAN WALTER SCHOCK (GERMANY), MS.	HIGH ORGANIC FARMING PVT. LTD.	काठमाडौं जिल्ला विष्णु बुढानिलकण्ठ गा३ .वडा नं .स.वि.	3,00,00,000	2,64,50,000	VEGETABLES 148 MT	25

S.N.	Owner's Name	Company Name	Address	Total Capital	Fixed Capital	Product & Annual Capacity	Employment
	ANNETTE KRISTIN OCHS (GERMANY)						
23	MR. BAO CHUNFENG (CHINA (MAINLAND)), MR. HUI BANGJUN (CHINA (MAINLAND))	FRIENDSHIP ORGANIC PVT. LTD.	मकवानपुर जिल्ला हटिया गा .स.वि. १ .वडा नं	2,50,00,000	2,35,00,000	ORGANIC VEGETABLES 180 MT, FRUITS 70 MT	40
24	MS. ZHANGLIQING (CHINA (MAINLAND)), MR. EOM JIN YONG (SOUTH KOREA), MR. YAN KAI (CHINA (MAINLAND)), MR. CAO ZHAO YU (CHINA (MAINLAND)), MR. YUN LONG BAI (CHINA (MAINLAND))	LELE COFFEE PVT. LTD.	ललितपुर जिल्ला लेले गावडा .स.वि. १ .नं	3,00,00,000	2,63,00,000	COFFEE BEANS 27 MT	37
25	MR. YAHAGI YOICHIRO (JAPAN), MR. YAMAGUCHI NAOTAKA (JAPAN), MR. SHOYAKHAR ADHIKARI (NEPAL)	RATNA HIMALAYAN COFFEE PVT. LTD.	कास्की जिल्ला ढिकुरपोखरी गा१ .वडा नं .स.वि.	1,20,00,000	1,08,00,000	ROSTED COFFEE 6 MT	20
26	MS. JILL ANNE TAURA (USA)	JILL'S HAPPY ORGANIC FARM PVT. LTD.	काठमाडौं जिल्ला इचडगु नारायण गा७ .वडा नं .स.वि.	50,00,000	45,00,000	ORGANIC VEGETABLES 60 MT	13
27	श्री तेज बहादुर ढकाल समेत (नेपाल)	SAPTAKOSHI AGRICULTURE RESEARCH AND DEVELOPMENT PVT. LTD.	सुनसरी जिल्ला महेन्द्रनगर गा६ .वडा नं .स.वि.	8,64,61,120	7,23,55,000	दूध (गाइ (500000 लिटर, दूध	80

S.N.	Owner's Name	Company Name	Address	Total Capital	Fixed Capital	Product & Annual Capacity	Employment
						(भैसी) 500000 लिट्र, खसीबा खा 200 गोटा, तरकारी फूल/ 50000 के.जी.	
28	MS. ELISABETH GATZSCH (CANADA)	HEAVENLY ORGANIC FARMING PVT. LTD.	झापा जिल्ला खुदुनावारी गा .स.वि. ४ .वडा नं	2,00,00, 000	1,86,00,0 00	VEGETA BLES 128 MT, FRUITS 8 MT	19
29	MS. DELECCA AMANDA LOUISE (AUSTRALIA)	AMANDA'S ORGANIC FARM PVT. LTD.	नुवाकोट जिल्ला सुनखानी गा .स.वि. १ .वडा नं	50,00,0 00	40,00,00 0	ORGANI C VEGETA BLES 98 MT, FRUITS 10 MT	27
30	MS. YU LIN LIN (CHINA (MAINLAND)), MS. LIN JU FANG (CHINA (MAINLAND)), MR. LIN YUAN BIN (CHINA (MAINLAND)), MR. HE TIAO JUN (CHINA (MAINLAND)), MR. CHEN XIAO NAN (CHINA (MAINLAND))	LU SE ORGANIC FARMING COMPANY PVT. LTD.	ललितपुर जिल्ला सैवु भैसेपाटी गाट .वडा नं .स.वि.	2,50,00, 000	2,35,00,0 00	ORGANI C FRUITS 50 MT, ORGANI C VEGETA BLES 50 MT	39
31	श्री बाबुराजा रावल (नेपाल), श्री सक्षम घिमिरे (नेपाल), श्री इश्वर कार्की	MARSYANGDI POULTRY PVT. LTD.	तनहुँ जिल्ला भानु गाढ .वडा नं .स.वि.	20,76,3 6,218	18,37,54, 000	चल्ला २७२३२० ० गोटा	42

S.N.	Owner's Name	Company Name	Address	Total Capital	Fixed Capital	Product & Annual Capacity	Employment
	(नेपाल), श्री शिवहरि आचार्य (नेपाल), श्री सुरेन्द्र राज प्रधान (नेपाल), श्री राज विन्दुकार (नेपाल), श्री प्रकाश विन्दुकार (नेपाल)						
32	श्री भरत गुरुङ (नेपाल)	HIMALAYA TEA ESTATE SIRANCHOK GORKHA PVT. LTD.	गोर्खा जिल्ला श्रीनाथकोट गा.वडा नं.स.वि.	4,50,00,000	4,12,00,000	ORTHO DOX TEA 125 M.T.	287
33	MS. ANGELLA RONG ZHU CHENG (SINGAPORE)	MANNA PRODUCTS PVT. LTD.	ललितपुर जिल्ला हरिसिद्धि गा.स.वि. १ वडा नं.	2,05,00,000	1,76,00,000	VEGETABLES 90 MT, PIG 200 NOS., GOAT 100 NOS., BUFFALO 50 NOS.	29
34	श्री सुरेश बैद्य	BIJU POULTRY FARM PVT. LTD. MAIN INDUSTRY	मोरङ जिल्ला टंकिसिनवारी गा.वडा नं.स.वि.	11,00,00,000	9,81,00,000	चल्ला ५०,००,००० पिस	25
35	श्री सुरेश बैद्य	BIJU POULTRY FARM PVT. LTD. BRANCH-1	चितवन जिल्ला शिवनगर गा.स.वि. ६ वडा नं.	12,25,00,000	10,81,00,000	चल्ला ६५,००,००० पिस	25
36	MS. OLESIA GULUBEVA (RUSSIA), MS. SIMONE CHRISTIANS LAFOND (FRANCE), MR. HAIYOU WANG (CHINA (MAINLAND)), MS. PIONG MAY LIN	ALL TIME ORGANIC FARMING PVT. LTD.	काठमाडौं जिल्ला विष्णु बुढानिलकण्ठ गा.वडा नं.स.वि.	3,00,00,000	2,63,50,000	VEGETABLES 147 MT	25

S.N.	Owner's Name	Company Name	Address	Total Capital	Fixed Capital	Product & Annual Capacity	Employment
	(MALAYSIA), MS. ALINA MARIA RAMBLE (UK)						
37	श्री देव नारायण भट्टराइ (नेपाल), श्री निर्मला भट्टराइ (नेपाल), श्री परशुराम भारती (नेपाल), श्री धन कुमार भारती (नेपाल)	BHARATI AGRICULTURE FARM PVT. LTD.	झापा जिल्ला पथरिया गा .स.वि. १ .वडा नं	4,26,00,000	3,93,00,000	अनारसा भुँइकटहर र ३०,००० गोटा, सुपारी १०,००० के.जी., केरा १,००,०० ० रुपैया बराबरको , उखु १,८०,०० ० रुपैया बराबरको , जेट्रोफा (कदम) ५,१२,०० ० रुपैया बराबरको , रबर १,००,०० ० रुपैया बराबरको , गाइ फार्मिड तथा दुध उत्पादन ५,६०,०० ० रुपैया	31

S.N.	Owner's Name	Company Name	Address	Total Capital	Fixed Capital	Product & Annual Capacity	Employment
						बराबरको , बास्रा, बोका २० गोटा, बास्रा, पाठी ५०० गोटा	
38	MR. VENERABLE LHUNDROP KELSANG (USA), MR. SHANE MITCHELL PILOSSOF (BRITISH VIRGIN ISLANDS), MR. PAUL FOSTER (BRITISH VIRGIN ISLANDS), MS. YU-CHUN HUANG (BRITISH VIRGIN ISLANDS), MS. MARCELA LOPEZ FERNANDEZ (MEXICO)	SUNSHINE VALLEY ORGANIC FARM PVT. LTD.	काठमाडौं जिल्ला तिनथाना गा .स.वि. २ .वडा नं	2,50,00,000	2,22,00,000	VEGETABLES 151 MT	0
39	MS. MARIE FRANCOISE GENEVIEVE MAUNAURY (FRANCE), MS. YAEL ADLER (UK), MR. JEFFREY KENNETH NEWMAN (USA), MS. HUANG SHIH MIN (CHINA (MAINLAND)), MS. KELLIHER SALLY ANN (AUSTRALIA), MS. NICELL JOAN (CANADA)	THANSING ORGANIC FARMING PVT. LTD.	नुवाकोट जिल्ला थानसिङ्ग गा.वि .स. ९ .वडा नं	3,00,00,000	2,72,00,000	VEGETABLES 151 MT	25
40	MR. ADAM JOHN TOMBLESAN	JIREH PVT. LTD.	गोर्खा जिल्ला धुवाकोट गा .स.वि.	1,00,00,000	93,00,000	GOAT 3000	14

S.N.	Owner's Name	Company Name	Address	Total Capital	Fixed Capital	Product & Annual Capacity	Employment
	(NEW ZEALAND)		९ .वडा नं			NOS	
41	MR. ZENG JUN YAN (CHINA (MAINLAND)), MR. SUN JIN PING (CHINA (MAINLAND)), MR. HE XIAO LONG (CHINA (MAINLAND)), MR. NI DENG JIA MU CUO (CHINA (MAINLAND)), MS. YANG PAO CHOU (CHINA (TAIWAN))	JUN YAN FARMING COMPANY PVT. LTD.	काठमाडौं जिल्ला चन्द्रागिरी न .पा. १८ .वडा नं	2,50,00,000	2,40,00,000	ORGANIC VEGETABLES 150 MT	20
42	MR. THEO TOPMAN (NETHERLANDS)	THEO ORGANIC FARM PVT. LTD.	कास्की जिल्ला चापाकोट गा .स.वि. ८ .वडा नं	50,00,000	40,00,000	ORGANIC VEGETABLE 100 MT	0
43	MS. YOLANDA VELA RUIZ (SPAIN), MR. COSMIN ALEXANDRU DAN (ROMANIA), MR. JUAN MARTIN PORZIO (ARGENTINA), MS. NATHALIE SOFIA FERRUZZO (FRANCE), MS. NGUYEN THI THONG (VIETNAM), MR. VINCENZO GIORGIO IMBERTI (ITALY), MR. HOANG THI DOAN HOA (VIETNAM)	DECHAN ORGANIC FARM PVT. LTD.	नुवाकोट जिल्ला ककनी गा .स.वि. १ .वडा नं	4,00,00,000	3,46,00,000	VEGETABLE 120 MT, FLOWERS 5 MT	28
44	MR. KENNETH DUNN (CANADA), MS. EASY SHAH (NEPAL)	EASY ORGANIC FARM PVT. LTD.	कास्की जिल्ला चापाकोट गा .स.वि. ७ .वडा नं	80,00,000	65,00,000	ORGANIC VEGETABLES 90 MT	15

S.N.	Owner's Name	Company Name	Address	Total Capital	Fixed Capital	Product & Annual Capacity	Employment
45	MR. JA KWAN KOO (SOUTH KOREA)	KAIROS AGRO COMPANY PVT. LTD.	काभ्रे जिल्ला पनौति नगरपालिका वडा नं८ .	1,00,00,000	49,00,000	VEGETABLE 70 MT, FLOWER 4 MT	29
46	MR. STORMOEN THOMAS (NORWAY)	BILOBA ORGANIC FARM PVT LTD.	सिन्धुपाल्चोक जिल्ला सिम्पलकात्रे गा१ .वडा नं .स.वि.	50,00,000	43,00,000	VEGETABLE 110 MT, FRUITS 4 MT	24
47	MR. GUIHANG ZHANG (CHINA (MAINLAND)), MS. ANITA KUMARI CHHETRI (NEPAL)	VARIETY FRESH AGRO PRODUCTS PVT. LTD.	काठमाडौं जिल्ला चन्द्रागिरी न .पा. १८ .वडा नं, बलम्बु	2,10,00,000	1,75,00,000	VEGETABLE 100 MT, BEAN CURD (TOFU) 600 MT, BEAN SPROUT 300 MT	30
48	MS. WANG YING YING (CHINA (MAINLAND)), MR. WANG ZE HUA (CHINA (MAINLAND)), MR. ZHAN CHANG XING (CHINA (MAINLAND)), MR. AO BIN (CHINA (MAINLAND)), MR. WEI JIAN BO (CHINA (MAINLAND))	JIA JIA MEI FLORICULTURE INDUSTRY PVT. LTD.	ललितपुर जिल्ला कार्यविनायक न .पा. १५ .वडा नं	2,50,00,000	2,30,00,000	FLOWERS 30 MT	37
49	MR. KATHRYN RUTH CLENDON (NEW ZEALAND)	KATHRYN ORGANIC FARM PVT .LTD	काभ्रे जिल्ला सिपाली चिलाउने गा९ .वडा नं .स.वि.	50,00,000	42,00,000	ORGANIC VEGETABLES 90 MT	16
50	श्री लक्ष्मण कोइराला (नेपाल)	RAM LAXMAN POULTRY FIRM PVT. LTD. (MAIN UNIT)	धादिङ जिल्ला नौबिसे गा .स.वि. १ .वडा नं	3,23,00,000	3,06,00,000	ब्रोइलर्स १५००० गोटा, लेयर्स -	23

S.N.	Owner's Name	Company Name	Address	Total Capital	Fixed Capital	Product & Annual Capacity	Employment
						२००० गोटा)अण्डा ५००००० गोटा, प्यारेन्ट- ५००० गोटा)चल्ला ८००००० गोटा	
Energy Based Industry							
51	श्री विष्णु प्रसाद शर्मा समेत नेपाल) (I	LUMBINI BUILDERS PVT. LTD. BRANCH UNIT -1	इलाम जिल्ला ठुलापोखरा गा.स.वि.	87,10,10,000	85,10,10,000	विद्युत 10 मे.वा.	55
52	BISHNURAJ ADHIKARI (NEPAL)	SALASUNGI POWER PVT. LTD.	रसुवा जिल्ला चिलिमे गा.स.वि.	6,66,00,00,000	6,50,00,00,000	ELECTRICITY 78 M.W.	120
53	श्री राजकुमार बसेल समेत (नेपाल I)	PARBAT PAINYU KHOLA HYDROPOWER COMPANY PVT. LTD.	पर्वत जिल्ला शालिग्राम गा.स.वि.	60,14,10,857	59,41,00,000	विद्युत 3.5 मे.वा.	68
54	श्री किशोर सुवेदी समेत (नेपाल I)	GHALEMDI HYDRO LTD.	म्याग्दी जिल्ला नारच्याङ्ग गा.स.वि.	55,64,58,000	55,24,58,000	विद्युत 4 मे.वा.	45
55	श्री डेनिसा उप्रेतीसमेत नेपाल) (I	AKLEKUNDA HYDROPOWER COMPANY PVT. LTD.	नुवाकोट जिल्ला उर्लेनी गा.स.वि.	16,02,00,000	15,80,00,000	जलविद्युत 990 कि.वा.	20
56	श्री बाबुकाजी अधिकारी (नेपाल)	PASHUPATI ENVIRONMENTAL POWER COMPANY PVT. LTD.	गोर्खा जिल्ला मान्जु गा.स.वि.	19,02,91,867	18,68,30,532	जलविद्युत ९९७ कि.वा.	42
57	श्री माउन्टेन इनर्जी नेपाल प्रा .लि.	NILGIRI KHOLA HYDROPOWER	म्याग्दी जिल्ला नारच्याङ्ग	5,75,01,30,000	5,72,81,30,000	जलविद्युत ३८	69

S.N.	Owner's Name	Company Name	Address	Total Capital	Fixed Capital	Product & Annual Capacity	Employment
	(नेपाल)	COMPANY PVT. LTD.	गा.स.वि.			मे.वा.	
58	श्री नारायण प्रसाद बन्जाडे समेत (नेपाल)	MOUNT NILGIRI HYDROPOWER COMPANY PVT. LTD.	कालीकोट जिल्ला चिलखाया गा.स.वि.	1,92,47,03,000	1,91,37,03,000	जलविद्युत १३५ मे.वा.	67
59	श्री विषम रिमाल (नेपाल), श्री तर्कराज सिलवाल (नेपाल), श्री गणेश बहादुर थिङ तामाङ (नेपाल), श्री हरिकृष्ण श्रेष्ठ (नेपाल)	RASUWA HYDROPOWER CO. PVT. LTD.	रसुवा जिल्ला	89,49,00,000	88,39,75,000	जलविद्युत ५ मे.वा.	17
60	श्री अञ्जनराज मैनाली समेत (नेपाल)	KALASH HYDROPOWER PVT. LTD.	लमजुङ जिल्ला	1,58,94,90,410	1,54,94,90,410	जलविद्युत १० मे.वा.	80
61	श्री शिवहरि दुलाल समेत (नेपाल)	LUDI HYDROPOWER DEVELOPMENT CO. PVT. LTD.	काठमाडौं जिल्ला काठमाण्डौ महानगरपालिका वडा नं३४	14,36,40,000	13,80,00,000	जलविद्युत ८५० कि.वा.	11
62	श्री बलबहादुर केसमेत .सी.	PAHADI HYDROPOWER CO. PVT. LTD.	बाग्लुङ जिल्ला तारा गा.स.वि.	28,22,52,374	27,83,00,000	जलविद्युत १७ मे.वा.	52
63	श्री पवित्र कुमार कार्की समेत	MANAKAMANA ENGINEERING HYDROPOWER PVT. LTD.	दोलखा जिल्ला मार्बु गा.स.वि.	85,55,13,000	84,99,00,000	जलविद्युत ५ मे.वा.	52
64	श्री मालचन्द्र दुग्ड समेत	NASA HYDROPOWER PVT. LTD.	दोलखा जिल्ला लामावगर गा.स.वि.	20,17,86,91,000	20,12,94,19,000	जलविद्युत 160 मे.वा.	75
65	श्री कृष्ण प्रसाद आचार्य समेत (नेपाल)	BINDABASINI HYDROPOWER DEVELOPMENT COMPANY PVT. LTD.	कास्की जिल्ला	97,34,10,000	95,65,00,000	जलविद्युत ६६ मे.वा.	11

S.N.	Owner's Name	Company Name	Address	Total Capital	Fixed Capital	Product & Annual Capacity	Employment
66	श्री दामोदर भुसाल समेत (नेपाल)	TAMAN KHOLA HYDRO PVT. LTD.	बाग्लुङ जिल्ला	65,18,16,530	64,78,87,980	जलविद्युत ४८५ .मेवा.	20
67	श्री दीपेन्द्र बहादुर बम समेत (न)	RURU HYDROELECTRIC COMPANY PVT. LTD.	कालीकोट जिल्ला	1,55,33,00,000	1,52,73,91,000	जलविद्युत १२ मे.वा.	17
68	श्री केदार नाथ कार्की समेत (नेपाल)	CHIRKHWHA HYDROPOWER PVT. LTD. (MAIN BRANCH)	भोजपुर जिल्ला नेपालेडाँडा गा.स.वि.	88,49,98,281	87,55,00,000	जलविद्युत ४७ .मेवा.	200
69	श्री केदार नाथ कार्की समेत (नेपाल)	CHIRKHWHA HYDROPOWER PVT. LTD. (BRANCH-1)	भोजपुर जिल्ला नेपालेडाँडा गा.स.वि.	70,30,35,632	69,36,13,417	जलविद्युत ४०६ .मेवा.	200
70	श्री चन्द्र बहादुर सिलवाल (नेपाल), श्री संजय देवकोटा (नेपाल), श्री विनोद भट्टचन (नेपाल)	RISING HYDROPOWER COMPANY PVT. LTD.	सिन्धुपाल्चोक जिल्ला सेलांग गा.स.वि.	19,09,70,000	18,53,00,000	जलविद्युत ०९९० .मेवा.	11
71	श्री आजाद श्रेष्ठ समेत (नेपाल)	HIM RIVER POWER PVT. LTD.	सिन्धुपाल्चोक जिल्ला तातोपानी गा .स.वि., लिपिङ खोला	2,76,91,91,000	2,75,81,91,000	जलविद्युत 16.26 मे.वा.	17
72	केरसिंह तामाङ (नेपाल), टिका बहादुर तामाङ (नेपाल), सीलाल तामाङ (नेपाल), टिका बहादुर तामाङ (नेपाल), धन बहादुर तामाङ (नेपाल)	SAPTANG HYDROPOWER PVT. LTD.	नुवाकोट जिल्ला	33,27,00,000	32,80,00,000	जलविद्युत 2.5 मे.वा.	41
73	श्री दामोदर भुसाल	DHORPATATAN	बाग्लुङ जिल्ला	50,22,7	49,89,98,	जलवि	20

S.N.	Owner's Name	Company Name	Address	Total Capital	Fixed Capital	Product & Annual Capacity	Employment
	(नेपाल), श्री हरि प्रसाद आचार्य (नेपाल), श्री डिल्लीराज भुसाल (नेपाल), श्री गजाधर सापकोटा (नेपाल)	HYDROPOWER PVT. LTD.		3,410	980	द्युत ३५. .मेवा.	
74	श्री सुवासराज काफ्ले (नेपाल), श्री उमा काफ्ले (नेपाल), श्री युवराज बस्नेत	ENERGY VENTURE PVT. LTD.	दोलखा जिल्ला लामावगर गा.स.वि.	9,50,00,00,000	9,47,30,00,000	जलवि द्युत ९९ मे.वा.	75
75	श्री सूर्य बहादुर के(नेपाल) .सी., श्री हरि प्रसाद पाण्डे (नेपाल), श्री किरण के(नेपाल) सी., श्री रोशन के .सी. (नेपाल), श्री चन्द्र बहादुर कार्की, श्री आनन्द बराल, श्री माधव भण्डारी, श्री वुद्धि प्रसाद वास्तोला, श्री वसन्त मोहन शर्मा भट्टराइ (नेपाल)	CIVIL HYDROPOWER PVT. LTD.	कास्की जिल्ला	95,77,00,000	95,10,00,000	जलवि द्युत ४५. .मेवा.	45
76	M/S SINOHYDRO (HONG KONG) HOLDINGS LTD. (CHINA (HONG KONG)), M/S TRADELINK GLOBAL PVT. LTD. (NEPAL)	UPPERDAKI HYDROPOWER COMPANY PVT. LTD.	म्याग्दी जिल्ला बेगखोला गा .स.वि. १ .वडा नं	22,00,00,00,000	21,78,60,00,000	HYDRO POWER 65 MW	845
77	श्री राम बहादुर	SANO MILTI KHOLA HYDROPOWER PVT.	रामेछाप जिल्ला	39,28,16,000	38,86,85,371	जलवि	52

S.N.	Owner's Name	Company Name	Address	Total Capital	Fixed Capital	Product & Annual Capacity	Employment
	तामाङ (नेपाल)	LTD.	फुलासी गा .स.वि. ३ .वडा नं			द्यूत ३ मे.वा.	
78	श्री हेमराज घिमिरे (नेपाल), श्री कुमार कटुवाल (नेपाल), श्री दीपेन्द्र श्रेष्ठ (नेपाल), श्री लेखनाथ बुढाथोकी (नेपाल), श्री झलक मणि लम्साल (नेपाल), श्री इन्द्र मणि पराजुली (नेपाल), श्री यादव अधिकारी, श्री विनोद घिमिरे (नेपाल)	SABHAPOKHARI HYDROPOWER PVT. LTD.	संखुवासभा जिल्ला	74,70,0 4,000	73,68,00, 000	जलवि द्यूत ५ मे.वा.	52
79	श्री नारायण बहादुर खत्री (नेपाल), श्री संजय देवकोटा (नेपाल), श्री वसन्त प्रसाद ढकाल (नेपाल), श्री चन्द्र बहादुर सिलवाल (नेपाल), श्री सुशील पोखरेल (नेपाल), श्री पुष्कर ढुंगेल (नेपाल), श्री प्रभु ढकाल (नेपाल), श्री भवानी थापा देवकोटा (नेपाल)	SEWA HYDROLINK COMPANY PVT. LTD.	सिन्धुपाल्चोक जिल्ला	26,38,2 1,000	26,09,00, 000	जलवि द्यूत १४७५ . .मेवा.	13
Manufacturing Industry							
80	श्री जीतबहादुर कार्की समेत	FEWA LUBE OIL PVT. LTD.	झापा जिल्ला गौरादह गा .स.वि.	10,00,0 0,000	7,00,00,0 00	GREASE 1000 M.T.,	55

S.N.	Owner's Name	Company Name	Address	Total Capital	Fixed Capital	Product & Annual Capacity	Employment
	(नेपाल I)		५ .वडा नं			GEAR OIL 500 K.L., HYDROL IC OIL 500 K.L., ENGINE OIL 1000 K.L.	
81	श्री राजकुमार बैद्य समेत (नेपाल I)	SHREE METRO INDUSTRIES	बारा जिल्ला छातापिप्रा गा .स.वि. १ .वडा नं	24,00,0 0,000	8,50,00,0 00	HINGES, BUSH, VALVES, STATUE & OTHER ITEMS OF HANDIC RAFTS MADE OF COPPER & BRASS 500 M.T., COPPER SHEET & CIRCLE 250 M.T., COPPER INGOT 300 M.T., BRASS SHEET & CIRCLE 250 M.T., BRASS INGOT / BILLET 500 M.T., BRONZE	98

S.N.	Owner's Name	Company Name	Address	Total Capital	Fixed Capital	Product & Annual Capacity	Employment
						INGOT 200 M.T., UTENSIL SOT BRASS / BRONZE L 100 M.T., ALUMIN IUM WIRE/S HEET/CI RCLE 700 M.T., ALUMIN IUM STRIP 300 M.T., ALUMIN IUM INGOT/ BILLET 725 M.T., ALUMIN IUM EXCURSI ON 1000 M.T., LEAD WIRE/S HEET/CI RCLE 200 M.T., ZINC WIRE/S HEET/CI RCLE 500 M.T., BRONZE	

S.N.	Owner's Name	Company Name	Address	Total Capital	Fixed Capital	Product & Annual Capacity	Employment
						WIRE/SHEET/CIRCLE 300 M.T., NIKEL SHEET 100 M.T., BRASS PIPE 300 M.T., SOLDERING WIRE 120 M.T., TIN WIRE 200 M.T., BRASS ROD 500 M.T., PRESSURE COOKER WHISTLE 200 M.T., ZINC SHEET 100 M.T.	
82	श्री अंकित अग्रवाल समेत (नेपाल)	JAGADAMBA AGRO PRODUCT PVT. LTD.	पर्सा जिल्ला चोर्नी गाउँ वडा नं .स.वि.	24,00,000	13,00,000	मैदा 40000 M.T., आटा 9000 M.T., सुजी 3600 M.T.,	55

S.N.	Owner's Name	Company Name	Address	Total Capital	Fixed Capital	Product & Annual Capacity	Employment
						ब्रान 15500 M.T.	
83	श्री समता प्रसाद (नेपाल 1)	NEPAL GRAMODHYOG PVT. LTD.	बारा जिल्ला पर्सांनी गा९ .वडा नं .स.वि.	22,13,0 0,000	19,80,00, 000	DETERG ENT POWDE R 450 M.T., DETERG ENT CAKE 480 M.T., HERBAL TOOTHP ASTE 150 M.T., HAIR CONDITI ONER & SHAMP OO 100 M.T., BATH SOAP 100 M.T., CREAM 100 M.T., SPICES 50 M.T., AMLA JUICE 50 M.T., ALOEVE RA JUICE 50 M.T.	50
84	श्री सुभाष गच्छेदार	ECOGREEN RECYCLING PVT. LTD.	सुनसरी जिल्ला दुहवी गावडा .स.वि. ४ .नं	12,00,0 0,000	8,50,00,0 00	METALLI C LEAD (CRUDE) 3960 MT,	100

S.N.	Owner's Name	Company Name	Address	Total Capital	Fixed Capital	Product & Annual Capacity	Employment
						PLASTIC PELLETS (POLYPROPYLENE, PVC ETC.) 420 MT, OTHER REUSABLE MATERIALS (METALLIC & NON-METALLIC) 300 MT	
85	श्री किरणराज अधिकारी समेत (नेपाल 1)	VEGA PHARMACEUTICALS PVT. LTD.	ललितपुर जिल्ला बुङमती गा .स.वि. ६ .वडा नं	20,00,000	15,45,07,000	ट्याब्लेट 25 मिलियन , क्याप्सुल 5 मिलियन	45
86	MS. KASHYAP JANICE (USA)	THE SECOND TIME AROUND PVT. LTD.	काठमाडौं जिल्ला सितापाईला गा .वडा नं .स.वि.४	50,00,000	40,00,000	TABLE 120 NOS., RACK 30 NOS., BED 300 NOS., CHAIR 300 NOS., CUPBOARD 50 NOS.	24
87	MR. DAMULYTE ZYDRIMA (LITHUANIA)	KOSTO PVT. LTD.	काठमाडौं जिल्ला सितापाईला गा४ .वडा नं .स.वि.	50,00,000	40,00,000	READY MADE GARMENT 30 NOS.	38

S.N.	Owner's Name	Company Name	Address	Total Capital	Fixed Capital	Product & Annual Capacity	Employment
88	श्री कृष्णप्रसाद कँडेल समेत (नेपाल 1)	ACCORD PHARMACUTICALS PVT. LTD.	ललितपुर जिल्ला लुभू गावडा .स.वि. ८ नं	35,18,6 4,000	33,71,73, 000	TABLETS 75 मिलियन , CAPSUL ES 30 मिलियन , DRY SYRUP 1.8 मिलियन , LIQUID 3 मिलियन , OINTME NT 2.4 मिलियन	150
89	MS. SEREDNYTSKA MARYNA (UKRAINE)	MARYNA READYMADE GARMENTS PVT. LTD.	काठमाडौं जिल्ला सितापाईला गा४ .वडा नं .स.वि.	50,00,0 00	40,00,00 0	PANTS 10000 NOS., SHIRTS 10000 NOS., TRAUSE R 2000 NOS., BABY CLOTHS 6000 NOS., HALF PANT 2000 NOS.	39
90	MR. SONG XIAOTING (CHINA (MAINLAND)), MR. LIAO YAN (CHINA (MAINLAND)), MRS. ZHANG XIAOJUAN (CHINA (MAINLAND)),	SHANGRILA READYMADE INDUSTRIES PVT. LTD.	काठमाडौं जिल्ला बुढानिलकण्ठ नगरपालिका साविक कपन) .वडा नं (स.वि.गा ७	3,50,00, 000	2,33,00,0 00	SHIRTS 70000 PIECE, TROUSE R 30000 PIECE, TRACK SUIT 20000	30

S.N.	Owner's Name	Company Name	Address	Total Capital	Fixed Capital	Product & Annual Capacity	Employment
	MR. KAJI SHERPA (NEPAL)					PIECE, T- SHIRTS 20000 PIECE, JACKETS 20000 PIECE, WASTC OAT 20000 PIECE, KURTA 20000 PIECE, QUILTS & BLANKE TS 50000 PIECE	
91	श्री माधव प्रसाद कोइराला (नेपाल), श्री लक्ष्मी देवी धमला (नेपाल)	FUJIMA OIL COMPANY PVT. LTD.	मोरङ्ग जिल्ला विराटनगर उप महानगरपालिका वडा नं५ .	12,00,0 0,000	6,40,00,0 00	GREASE 900 M.T., LUBRICA TING OIL (AUTO MOTIVE GRADE) 2100 M.T., LUBRICA TING OIL (INDUST RIAL GRADE) 1200 M.T., COOLAN T 300 M.T., BI- PRODUC T (RESIDU	87

S.N.	Owner's Name	Company Name	Address	Total Capital	Fixed Capital	Product & Annual Capacity	Employment
						AL OIL) 431 M.T.	
92		JAGDAMBA FOODS PVT. LTD. BRANCH UNIT-2	रुपन्देही जिल्ला सिद्धार्थनगर नगरपालिका वडा नं४ .	24,00,0 0,000	15,00,00, 000	EXTRUD ED PUFFED SNACKS CHEESE BALL, CHEESE RINGS ETC. 1500 MT, EXTRUD E FRIED SNACKS LONG SNACKS ETC. 1000 MT, PATATO CHIPS 500 MT, BHUIA 500 MT, BISCUIT 4000 MT, WAFER/ WAFER CHOCOL ATE 2500 MT, JUICE 4000 MT	107
93	श्री शेखर गोल्छासमेत (नेपाल ।)	HULAS AUTO CRAFT PVT. LTD.	नवलपरासी जिल्ला रामग्राम नगरपालिका वडा नं११ .	24,00,0 0,000	14,40,00, 000	MOTOR CYCLE 125 CC (DRUM) 4000 NOS., MOTOR	66

S.N.	Owner's Name	Company Name	Address	Total Capital	Fixed Capital	Product & Annual Capacity	Employment
						CYCLE 125 CC 4000 NOS., MOTOR CYCLE 150 CC 10000 NOS.	
94	M/S STARKEY LABORATORIES INDIA PVT. LTD. (INDIA)	STARKEY LABORATORIES NEPAL PVT. LTD.	ललितपुर जिल्ला ललितपुर उप महानगरपालिका वडा नं१३ .	1,40,46,368	53,00,000	HEARING AIDS 540 NOS., EAR MOULDS 360 NOS., HEARING AIDS REPAIR 3400 NOS.	8
95	MR. XIANG XIAO FENG (CHINA (MAINLAND)), MR. LANG GE (CHINA (MAINLAND)), MS.ZHOU XIA HUI (CHINA (MAINLAND)), MS. ZHOU MIAO FENG (CHINA (MAINLAND)), MR. GE WEI MIN (CHINA (MAINLAND))	YE CHEN NOODLES MANUFACTURING PVT. LTD.	काठमाडौं जिल्ला सितापाईला गार .वडा नं .स.वि.	2,90,00,000	2,00,00,000	NOODLES 1500 MT	30
96	MR. ZHU HUI (CHINA (MAINLAND)), MR. MA XIN (CHINA (MAINLAND)), MR. WAN MA ZHAXI (CHINA	MIAN MIAN XIANG NOODLES PVT. LTD.	काठमाडौं जिल्ला सितापाईला गा४ .वडा नं .स.वि.	2,50,00,000	1,80,00,000	NOODLES 1100 MT	30

S.N.	Owner's Name	Company Name	Address	Total Capital	Fixed Capital	Product & Annual Capacity	Employment
	(MAINLAND)), MS. YANG YIN CHAO (CHINA (MAINLAND)), MR. PAN WEI (CHINA (MAINLAND))						
97	MS. HU SHAN (CHINA (MAINLAND)), MR. ZHANG DAO YOU (CHINA (MAINLAND)), MR. CHEN FEI (CHINA (MAINLAND)), MR. ZHONG QI BIN (CHINA (MAINLAND)), MS. ZHANG MIAO (CHINA (MAINLAND))	WA HA HA JUICE COMPANY PVT. LTD.	काठमाडौं जिल्ला इचडगु नारायण गार .वडा नं .स.वि.	2,50,00,000	2,00,00,000	JUICE 750 KL	35
98	श्री सदानन्द देवसमेत नेपाल) (I	SUN FEEDS PVT. LTD.	सुनसरी जिल्ला खनार गा .स.वि. ४ .वडा नं	20,96,00,000	16,83,00,000	POULTRY & CATTLE FEEDS (PELLET) 24000 M.T.	53
99	श्री सत्यनारायण क्याल (नेपाल), श्री रितेश कुमार क्याल (नेपाल), श्री राजेश कुमार क्याल (नेपाल), श्री विकास कुमार क्याल (नेपाल)	NARAYANI FOOD PRODUCTS PVT. LTD.	बारा जिल्ला गञ्जभवानीपुर गा७ .वडा नं .स.वि.	23,00,00,000	16,00,00,000	मैदा 28,800 मे.ट., अाँटा 7200 मे.ट., चोकर 9600 मे.ट., सुजी 2400 मे.ट.	76
100	श्री विशाल	YETI BREWERY PVT.	चितवन जिल्ला	88,00,00,000	75,00,00,000	वियर	237

S.N.	Owner's Name	Company Name	Address	Total Capital	Fixed Capital	Product & Annual Capacity	Employment
	अग्रवालसमेत (नेपाल I)	LTD.	खैरहनी गा .स.वि. ४ .वडा नं	0,000	000	360000 हेक्टो लितर	
101	श्रीमति राजकुमारी तोदी (नेपाल)	RAJAT KNITWEARS	मोरङ्ग जिल्ला कटहरी गा .स.वि. ९ .वडा नं	24,51,3 6,000	18,71,36, 000	COTTON FABRIC 2000 M.T., PSY/BLE NDED FABRIC 800 M.T.	105
102	डा समता प्रसाद . (नेपाल I)	NEPAL GRAMODHYOG PVT. LTD. (BRANCH UNIT- 1)	बारा जिल्ला पर्साँनी गा९ .वडा नं .स.वि.	4,10,00, 000	3,03,00,0 00	खाने तेल 600 मे.ट., दाल 600 मे.ट.	18
103	SKYLARK FEEDS PVT. LTD. (INDIA), TIKA RAM POKHAREL	SKYLARK AGRO PVT. LTD.	चितवन जिल्ला	24,50,0 0,000	15,00,00, 000	POULTR Y FEED 33000 MT	60
104	श्री तुल्सीराम भण्डारी (नेपाल), श्री सुजन कार्की (नेपाल), श्री प्रवीण पौडेल (नेपाल), श्री खुम प्रसाद भण्डारी (नेपाल), श्री लक्ष्मी थापा (नेपाल), श्री गोमा कुमारी थापा (नेपाल) (पौडेल)	OM GANAPATI INDUSTRIES PVT. LTD.	बाँके जिल्ला गनापुर गा८ .वडा नं .स.वि.	4,44,00, 000	3,32,00,0 00	एचडीपी पाइप एण्ड फिटिङ्स १४४ मे.ट., पीभीसी पाइप एण्ड फिटिङ्स १५० मे.ट., पीपीआर पाइप एण्ड	49

S.N.	Owner's Name	Company Name	Address	Total Capital	Fixed Capital	Product & Annual Capacity	Employment
						फिटिङ्स २१६ मे.ट.	
105	MR. SUNG GEUK CHANG (SOUTH KOREA), MS. YUN CHA KIM (USA), MR. KWANG CHEAL SHIN (SOUTH KOREA), MR. GUANG GEAN PAIO (CHINA (MAINLAND))	CROWN HAIR MANUFACTURING PVT. LTD.	ललितपुर जिल्ला सुनाकोठी गा .स.वि. २ .वडा नं	2,00,00,000	1,30,00,000	NEW WIGS 900 NOS., WIGS RECOND ITIONIN G 4500 NOS., WIGS EXTRAC SION 1500 NOS.	180
106	MR. ZHAO CHENG (CHINA (MAINLAND)), MR. QIN DONG BO (CHINA (MAINLAND)), MR. ZHAO XING PING (CHINA (MAINLAND)), MR. CHENG XING LU (CHINA (MAINLAND)), MR. YANG ZHENG GUI (CHINA (MAINLAND))	HUI JIA JUICE COMPANY PVT. LTD.	काठमाडौं जिल्ला इचडगु नारायण गार .वडा नं .स.वि.	2,50,00,000	2,10,00,000	JUICE 600 KL	30
107	MR. HON PAN CHAN (CHINA (MAINLAND))	HERO BUFF MEAT SUPPLIERS PVT. LTD.	पर्सा जिल्ला भवानीपुर गा .स.वि. २ .वडा नं	95,00,000	58,00,000	FROZEN BUFF MEAT 300 MT, BUFF DRY MEAT 100 MT	38
108	MR. JIANGPENGCUO (CHINA (MAINLAND)),	BALBOD BHUSHO ZHOLHEKHANG FURNITURE PVT. LTD.	काठमाडौं जिल्ला महाकाल गा .स.वि. ९ .वडा नं	2,00,00,000	1,50,00,000	WOODE N FURNIT URE	20

S.N.	Owner's Name	Company Name	Address	Total Capital	Fixed Capital	Product & Annual Capacity	Employment
	MR.GONPO GYALTSEN VENTSULTIM SANGPO (INDIA), MR DEEPAK AMGAI (NEPAL)					2200 PCS	
109	श्री सुनिल कुमार लोहिया समेत (नेपाल)	SUPER ECO BRICK INNOVATION PVT. LTD.	भक्तपुर जिल्ला बागेश्वरी गा .स.वि. २ .वडा नं	10,71,0 1,000	8,72,00,0 00	इँटा 190000 00 गोटा	138
110	MR. BAO CHUNFENG (CHINA (MAINLAND)), MR. HUI BANGJUN (CHINA (MAINLAND)), MS. NAN FENGZHEN (CHINA (MAINLAND))	FRIENDSHIP MEAT PRODUCTS PVT. LTD.	मकवानपुर जिल्ला हटिया गा .स.वि. १ .वडा नं	1,50,00, 000	1,15,00,0 00	FROZEN MEAT 300 MT, DRIED MEAT 100 MT, SAUSAG E MEAT 100 MT	26
111	श्री संदीप कुमार शारदा (नेपाल)	GREEN POLYMERS PVT. LTD.	सुनसरी जिल्ला चांदबेला गा .स.वि. ८ .वडा नं	23,90,0 0,000	21,80,00, 000	PLASTIC GRANUL ES 7500 M.T.	75
112	श्री चिरञ्जीवि गौतम (नेपाल), श्री तोरण शर्मा (नेपाल), श्री अर्जुन प्रसाद प्रधान (नेपाल)	METRANG VINEYARD & WINERY PVT. LTD.	मकवानपुर जिल्ला टिष्टुड गा .स.वि. ४ .वडा नं	14,00,0 0,000	6,00,00,0 00	फलफुल मा आधारित वाइन 1200 K.L.	55
113	श्री महेश भट्टराइ (नेपाल), श्री शुभाष कार्की (नेपाल), श्री राम प्रसाद लामिछाने (नेपाल), श्री विकास खरेल (नेपाल), श्री मनीष भट्टराइ (नेपाल)	M.S. HIGHTECH STEEL PVT. LTD.	नवलपरासी जिल्ला सुक्रौली गा .स.वि. ९ .वडा नं	13,44,8 0,000	6,81,00,0 00	CASTED PARTS OF VARIOU S MACHIN ERY & EQUIPM ENT 6000 M.T., MS STRIP,	49

S.N.	Owner's Name	Company Name	Address	Total Capital	Fixed Capital	Product & Annual Capacity	Employment
						ANGLE, CHANNEL, JOINT, ROD, FLAT 12000 M.T., HB & GI WIRE 8000 M.T.	
114	KAMPER FINANCE & SECURITIE (INDIA), MR. RAJ KR. PATWARI (INDIA), MR. VISHAL PATWARI (INDIA), MS. RENU AGRAWAL	JAGDAMBA ENTERPRISES PVT. LTD. (BRANCH-2)	पर्सा जिल्ला	54,15,44,000	23,67,50,000	IRON AND ALUMINIUM GOODS 0	0
115	श्री शुलभ अग्रवाल (नेपाल)	JAGADAMBA WIRES PVT. LTD.	बारा जिल्ला	24,50,00,000	15,00,00,000	GI WIRE, HB WIRE & BARBED WIRE 20000 M.T., ANNEAL ED WIRE 5000 M.T., NUT, BOLT, NAIL & HOOK 2260 M.T., T.M.T. BARS 56000 M.T.	120
116	श्री एकता जाजोदिया (नेपाल), श्री श्वेता	RUKMINI INDUSTRIES PVT. LTD.	बारा जिल्ला रामपुर .स.वि.गा (टोकनी) ३ .वडा नं	20,00,00,000	12,00,00,000	MARBLE AND GRANIT E	40

S.N.	Owner's Name	Company Name	Address	Total Capital	Fixed Capital	Product & Annual Capacity	Employment
	जाजोदिया (नेपाल)					120000 0 SQ. FT.	
117	श्री प्रदीप कृष्ण मानन्धर (नेपाल), श्री राहुल चोखानी (नेपाल), श्री निता कुमारी चौधरी (नेपाल), श्री पूनम चितलागिया (नेपाल), श्री विनिता देवी चितलगिया (नेपाल), श्री रिता चितलगिया (नेपाल)	SLEEPWELL INDUSTRIES NEPAL PVT. LTD.	झापा जिल्ला बिर्तामोड नगरपालिका साविक अनारमनी) (.स.वि.गा	9,64,00,000	5,27,00,000	पी फोम.यु. तथा कुशन १०५० मे.ट.	33
118	MR. BENJAMIN JORIS VAN OOIJ (NETHERLANDS), MR. JONKHEER GILLES HOOFT GRAAFLAND (NETHERLANDS)	HERB NEPAL PVT. LTD.	भक्तपुर जिल्ला सिपाडोल गा .स.वि. ४ .वडा नं	90,00,000	81,00,000	ORGANIC HERBS 50 MT, ORGANIC VEGETABLES 10 MT, HERBAL POWDER 10 MT, DEHYDRATED VEGETABLES 5 MT	15
119	श्री अमर थापा (नेपाल)	DIVYA ROSIN & TURPENTINE PVT. LTD. UNIT-3	मोरङ्ग जिल्ला झोराहाट गा .स.वि. ७ .वडा नं	2,82,00,000	1,72,00,000	रोजिन १९५० मे.ट., टर्पेन्टाइन ३७९	48

S.N.	Owner's Name	Company Name	Address	Total Capital	Fixed Capital	Product & Annual Capacity	Employment
						के.एल.	
120	MR. SANDEEP BAGARIA (INDIA), MRS. EKTA JAJODIA (NEPAL)	DELTA PLUS INDUSTRIES PVT. LTD.	काठमाडौं जिल्ला काठमाण्डौ महानगरपालिका वडा नं१६ .	23,98,25,000	14,45,95,000	DIAMOND CUTTING TOOLS 60000 NOS.	30
121	श्री परशुराम उप्रेती (नेपाल), श्री कैलाश क्षेत्री (नेपाल)	SANGRILA WINERY PVT. LTD.	धनुषा जिल्ला वेगाडावार गा .स.वि. ४ .वडा नं	5,00,00,000	3,94,60,000	फलफुल मा आधारित वाइन ८०० के.एल.	44
122	श्रीमती नयना श्रेष्ठ (नेपाल), श्री मनिष कुमार खेमका (नेपाल)	GABIONET ENVIRONMENT SOLUTION PVT. LTD.	मकवानपुर जिल्ला वसामाडी गा .स.वि. १ .वडा नं	4,90,00,000	3,65,00,000	MECHANICALLY WOVEN WIRE MESH GABIONS 3000 M.T.	34
123	MR. SHEKHAR KUMAR SINGH (INDIA), MR. PAWAN KUMAR SINGH (INDIA), MR. LIL BAHADUR KARKI (NEPAL)	S.P.L. FIBERGLASS AND GRILL METAL IND. PVT. LTD.	ललितपुर जिल्ला सैवु भैंसेपाटी गा४ .वडा नं .स.वि.	1,50,00,000	1,00,00,000	FIBERGLASS PRODUCTS 300 MT, METAL PRODUCTS RAILING TERUSETE 200 MT	21
124	श्री छबिलाल सिटौला (नेपाल)	SIDDHIVINAYAK PACKAGING AND PRINTING INDUSTRIES PVT. LTD.	चितवन जिल्ला भरतपुर नगरपालिका वडा नं१३ .	4,36,00,000	3,56,00,000	CORRUGATED PAPER BOX 2700 M.T.	26
125	MR. BISHOW RAM KAWAN (NEPAL),	INTERNATIONAL GREEN DEVELOPERS	भक्तपुर जिल्ला ताथली गा .स.वि.	3,13,14,430	2,18,87,000	PERFAB ECO	24

S.N.	Owner's Name	Company Name	Address	Total Capital	Fixed Capital	Product & Annual Capacity	Employment
	JASIM AL KHAJAH (BAHRAIN)	PVT. LTD.	९ .वडा नं			PANEL 50000 SQUAR METTER	
126	MRS. URMILA DEVI (INDIA)	R.K. PLASTIC PVT. LTD.	काठमाडौं जिल्ला काठमाण्डौ महानगरपालिका वडा नं१६ .	3,00,00,000	2,54,00,000	DISPOSIBLE PLASTIC ITEMS 100 MT, ICECREAM CONE 14 MT	19
127	MR. HIDEAKI SATO (JAPAN)	DOFUGI NEXT ENERGY PVT. LTD.	काठमाडौं जिल्ला काभ्रेस्थली गा .स.वि. ५ .वडा नं	2,00,00,000	48,00,000	SOLAR PV SYSTEM FOR HOME APPLIAN CE 500 SEATS, SOLAR PV SYSTEM FOR LIGHTNING 4000 SEATS	33
128	श्री अरुण कुमार कर्ण (नेपाल), श्री रीना कर्ण (नेपाल)	ADVANCE CHEMICAL INDUSTRY PVT. LTD.	बारा जिल्ला	3,80,00,000	3,40,00,000	CELLULOSE RUBBER ADDESIVE 30 M.T., WATER PROOFING POWDER 30 M.T., WALL PUTTY 30 M.T., TILE MATE	28

S.N.	Owner's Name	Company Name	Address	Total Capital	Fixed Capital	Product & Annual Capacity	Employment
						30 M.T., FEVICOL 30 M.T., DISTEM PER 50 M.T.	
129	श्री सत्य नारायण क्याल (नेपाल), श्री बाबुलाल क्याल (नेपाल), श्री बविता कुमारी अग्रवाल (नेपाल) (क्याल), श्री सन्ध्या देवी क्याल (नेपाल), श्री सुमन अग्रवाल (नेपाल) (क्याल), श्री विकास कुमार क्याल (नेपाल), श्री अनुज क्याल (नेपाल), श्री विप्रा अग्रवाल क्याल (नेपाल), श्री कुसुम देवी क्याल (नेपाल), श्री निकित क्याल (नेपाल), श्री निकिता क्याल (नेपाल), श्री पुजा क्याल)नेपाल, श्री राजेश कुमार क्याल (नेपाल), श्री रितेश कुमार क्याल (नेपाल), श्री सोनाम अग्रवाल (नेपाल), श्री सुरेश	GORKHA FEED INDUSTRIES PVT. LTD.	बारा जिल्ला	12,86,0 0,000	9,86,00,0 00	पोल्ट्री र क्याटल फिड (पेलेट) ५७,६०० मेटन.	53

S.N.	Owner's Name	Company Name	Address	Total Capital	Fixed Capital	Product & Annual Capacity	Employment
	कुमार क्याल (नेपाल), श्री कुनाल क्याल (नेपाल)						
130	M/S ALTAI HIMALAYA (SWITZERLAND)	ALTAI HIMALAYA WORKSHOP PVT. LTD. BRANCH-2	काठमाडौं जिल्ला सितापाईला गार .वडा नं .स.वि.	4,50,00, 000	3,80,00,0 00	SHAWL L 10000 PIC., STOLE 4000 PIC., MUFFLE R 4000 PIC, SWEATE R 1000 PIC., TROUSE R 1000 PIC.	62
131	M/S ALTAI HIMALAYA (SWITZERLAND)	ALTAI HIMALAYA WORKSHOP PVT. LTD. BRANCH-4	सोलुखुम्बु जिल्ला सल्लेरी गा .स.वि. २ .वडा नं	3,50,00, 000	3,00,00,0 00	SHAWL 7000 PIC., STOLE 3000 PIC., MUFFLE R 3000 PIC., SWEATE R 1000 PIC., TROUSE R 1000 PIC.	56
132	श्री राज बहादुर शाह (नेपाल)	RAJ BREWERY PVT. LTD.	नवलपरासी जिल्ला हकुई गावडा .स.वि. ८ .नं	62,54,0 0,000	56,25,00, 000	बियर १,५०,०० ० हेक्टो लिटर	190
133	श्री राजेश कुमार अग्रवाल (नेपाल), श्री अजय कुमार साहेबाला (नेपाल),	MEGA CEMENT INDUSTRIES PVT. LTD.	झापा जिल्ला गरामनी गा .स.वि. २ .वडा नं	50,00,0 0,000	38,00,00, 000	PORTLA ND POZZOL ANA CEMENT	60

S.N.	Owner's Name	Company Name	Address	Total Capital	Fixed Capital	Product & Annual Capacity	Employment
	श्री मीन प्रकाश मैनाली (नेपाल), श्री गायत्री अग्रवाल (नेपाल), श्री मञ्जु अग्रवाल (नेपाल)					६०,००० मेटन., PORTLAND SLAG CEMENT १०,००० मेटन., ORDINARY PORTLAND CEMENT २०,००० मेटन.	
134	MS. TOMOKO HORIGUCHI (JAPAN), MS. REIKO ILEHARA (JAPAN)	JAPANESE ENERGY PVT. LTD.	काठमाडौं जिल्ला काठमाण्डौ महानगरपालिका वडा नं२२ .	1,00,00, 000	52,50,00 0	SOLAR PV SYSTEM FOR HOME APPLIAN CE 500 SEATS, SOLAR PV SYSTEM FOR LIGHTIN G 4000 SEATS	24
135	श्री शोभाकर न्यौपाने (नेपाल), श्री शुलभ प्रधान (नेपाल)	RIDDHI SIDHHI CEMENT PVT. LTD.	मकवानपुर जिल्ला हेटौडा नगरपालिका वडा नं१७ .	4,80,00, 00,000	4,66,80,0 0,000	ORDINA RY PORTLA ND CEMENT 196350 M.T., PORTLA ND POZZOL ANA CEMENT 99000	250

S.N.	Owner's Name	Company Name	Address	Total Capital	Fixed Capital	Product & Annual Capacity	Employment
						M.T., PORTLAND SLAG CEMENT 97350 M.T.	
136	श्री पवन कुमार अग्रवाल (नेपाल), श्रीमती सुमन अग्रवाल (नेपाल)	JAYASHREE FOODS PVT. LTD. (BRANCH UNIT-1)	नवलपरासी जिल्ला गैंडाकोट गा .स.वि. ९ .वडा नं	92,00,0 00	64,00,00 0	सोया नगेट्स १५०० मेटन.	19
137	श्री अशोक कुमार अग्रवाल (नेपाल), श्री हिम बहादुर रावल (नेपाल), श्री शिव सिंह कार्की (नेपाल), श्री शिव पार्वती सामुदायिक वन उपभोक्ता समूह (नेपाल), श्री छतिउना सामुदायिक वन उपभोक्ता समूह (नेपाल)	MODERN PLY PVT. LTD.	कैलाली जिल्ला कोटातुल्सिपुर गा४ .वडा नं .स.वि.	15,00,0 0,000	10,00,00, 000	PLYWOOD (MOISTURE RESISTANT GRADE) 562500 0 वर्ग फीट, PLYWOOD (BOILING WATER RESISTANT GRADE) 187500 0 वर्ग फीट	250
138	MR. MATSUOKA SHUNSUKE (JAPAN)	DREAL INCORPORATE PVT. LTD.	ललितपुर जिल्ला ठैव गावडा .स.वि. ८ .नं	50,00,0 00	40,00,00 0	PANTS 10000 NOS., SHIRTS 10000 NOS., TRAUSER 2000 NOS, BABY	38

S.N.	Owner's Name	Company Name	Address	Total Capital	Fixed Capital	Product & Annual Capacity	Employment
						CLOTH 6000 NOS., HALF PANT 2000 NOS.	
139	MR. YUXIAO ZHOU (CHINA (MAINLAND)), MR. SUDIP RAJ TIMILSINA (NEPAL), MR. BIPIN BHAKTA ADHIKARI (NEPAL), MS. ANSHIKA SINGH (NEPAL), MRS APARNA NEPAL (NEPAL)	C.Q. HYDRO AND ENGINEERING PVT. LTD.	चितवन जिल्ला भरतपुर नगरपालिका वडा नं५ .	1,00,00, 000	72,00,00 0	FABRICATION OF HYDRO MECHANICAL COMPONENT 150 MT, STEEL BRIDGE 90 MT, STEEL TRUSSES 30 MT, MICRO HYDRO TURBINES & ACCESSORIES 12 MT, STEEL METAL PRODUCTS 12 MT	35
140	MR. SOMEYA NORIYUKI (JAPAN), MR. TULSHI MAN SINGH BASNET (NEPAL)	T.K. BROTHERS COMPANY PVT. LTD.	काठमाडौं जिल्ला काठमाण्डौ महानगरपालिका वडा नं९ .	1,00,00, 000	53,00,00 0	SOLAR PV SYSTEM FOR HOME APPLIANCE 500 SEATS, SOLAR PV SYSTEM FOR LIGHTIN	24

S.N.	Owner's Name	Company Name	Address	Total Capital	Fixed Capital	Product & Annual Capacity	Employment
						G 4000 SETS	
141	MS. LI MEI (CHINA (MAINLAND)), MR. LUCA MANNINI (ITALY)	HARI AND ECHO'S WINDOW PVT. LTD.	कास्की जिल्ला लुम्ले गावडा .स.वि. ५ नं	1,00,00,000	78,00,000	SHIRTS 20800 NOS, TROUSE R 15000 NOS, TRACK SUIT 10000 NOS, T-SHIRTS 10000 NOS, JACKETS 10000 NOS, WAISTC OAT 10000 NOS, CAP 15000 NOS, KURTA 10000 NOS	45
142	श्री बल्लभ प्रसाद दाहाल (नेपाल), श्री ऋषभ दाहाल (नेपाल)	DAHAL PRINT AND PACK PVT. LTD.	मोरङ्ग जिल्ला वैजनाथपुर गा४ .वडा नं .स.वि.	4,10,00,000	3,15,00,000	CORRU GATED BOX 4500 M.T.	45
143	MR. SUNG GEUK CHANG (SOUTH KOREA)	CROWN ART NEPAL PVT. LTD.	काठमाडौं जिल्ला विष्णु बुढानिलकण्ठ गा८ .वडा नं .स.वि.	1,00,00,000	79,00,000	NEW WINGS 2500 NOS, WINGS RECOND ITIONIN G 1250 NOS, WINGS EXTENSI ON	80

S.N.	Owner's Name	Company Name	Address	Total Capital	Fixed Capital	Product & Annual Capacity	Employment
						1250 NOS	
144	MS. SHAANXI ACTIVATION ENERGY WATER SUPPLY ENGINEERING CO. LTD. (CHINA (MAINLAND))	SHAANXI ACTIVATION ENERGY WATER SUPPLY ENGINEERING NEPAL PVT. LTD.	भक्तपुर जिल्ला चांगुनारायण गार .वडा नं .स.वि.	55,00,000	51,00,000	PURIFIED DRINKING WATER IN BOTTLE 17280 KL, PURIFIED DRINKING WATER IN JARS 38400 KL	95
145	श्री विकास अग्रवाल (नेपाल), श्री बबिता कुमार सिस्का अग्रवाल (नेपाल)	TIRUPATI BALAJI FLOOR MILLS PVT. LTD.	बारा जिल्ला रामपुर .स.वि.गा (टोकनी) ३ .वडा नं	22,88,000	13,80,000	मैदा १०९२० मेटन., आँटा ३७८० मेटन., सूजी ४२० मेटन., चोकर ५४६० मेटन.	53
146	M/S RELIANCE FOODS CORPORATION (UNITED ARAB EMIRATES)	HIMADRI FOODS PVT. LTD.	बारा जिल्ला गढहल गा५ .वडा नं .स.वि.	24,00,000	17,00,000	CANDY 3000 MT, BUBLE GUM 1000 MT, LOLLYPOP 1000 MT	25

S.N.	Owner's Name	Company Name	Address	Total Capital	Fixed Capital	Product & Annual Capacity	Employment
147	M/S DREAM WORLD (SOUTH KOREA), MR. UMA KANTA NEPAL (NEPAL)	WHITE COOPERATION INDUSTRY	चितवन जिल्ला रत्ननगर नगरपालिका वडा नं४ .	4,80,00,000	4,00,00,000	FILE, NOTE BOOK, COPY, REGISTER ENVELOPE ETC. 800 MT	44
148	MR. BUTLER NORMAN IVOR (CANADA)	BUILDERS CHOICE PVT. LTD.	धादिङ जिल्ला साङकोष गा .स.वि. ३ .वडा नं	50,00,000	38,00,000	CONCRETE HOLLOW BLOCK 300000 NOS.	29
149	SHAHIL AGRAWAL (NEPAL)	JAGDAMBA AUTO GROUP PVT. LTD.	पर्सा जिल्ला चोर्नी गाट .वडा नं .स.वि.	16,60,00,000	9,00,00,000	SCOOTER 7000 PCS., MOTER CYCLE 8000 PCS.	66
150	श्री शोभा कुमारी गुर्मछाने (नेपाल)	BRIGHT FUTURE INTEGRATED FARMHOUSE PVT. LTD.	काभ्रे जिल्ला उग्रतारा जनागाल गा६ .वडा नं .स.वि.	4,80,00,000	3,58,00,000	MASH FEED 5900 M.T., PELLET FEED 3000 M.T.	34
151	श्री बट्टीभक्त मैनाली (नेपाल), श्री आस्था मैनाली (नेपाल)	AARATI AGRITECH PVT. LTD.	धनुषा जिल्ला वेगाडावार गा .स.वि. ७ .वडा नं	4,00,00,000	3,77,50,000	ORGANIC COMPOST 2300 M.T.	25
152	श्री डिल्लीराज खनाल (नेपाल)	RAPTI FEED INDUSTRIES PVT. LTD.	दाङ जिल्ला सतवरिया गा .स.वि. वडानं१ .	15,89,00,000	7,89,00,000	POULTRY FEED 24000 M.T.	36
153	श्री दिपेश अग्रवाल (नेपाल)	MARUTI PAPER AND CHEMICALS INDUSTRIES PVT. LTD.	पर्सा जिल्ला वेलवा गा४ .वडा नं .स.वि.	30,00,00,000	24,50,00,000	पेपर २४००० मेटन.	75

S.N.	Owner's Name	Company Name	Address	Total Capital	Fixed Capital	Product & Annual Capacity	Employment
154	श्री कौशलराज शर्मा (नेपाल), श्री तमिना शर्मा (नेपाल), श्री चुरामणि बन्जाडे (नेपाल), श्री नरेश विक्रम सिंह (नेपाल), श्री प्राची सिंह (नेपाल), श्री रिता बस्नेत (नेपाल)	NEPAL REMEDIES PVT. LTD.	रुपन्देही जिल्ला सेमलार गा .स.वि. ५ .वडा नं	31,27,0 2,000	30,21,12, 000	TABLETS (CORTIC OSTERO IDS & SEX HORMO NES) 100 MILLION PIECES, CAPSUL ES (CORTIC OSTERO IDS & SEX HORMO NES) 50 MILLION PIECES, OINTME NTS (CORTIC OSTERO IDS & SEX HORMO NES) 20 MILLION PIECES	127
155	श्री तारापति घिमिरे समेत (नेपाल)	BIOGAIN REMEDIES PVT. LTD.	रुपन्देही जिल्ला तिलोत्तमा नगरपालिका) साविक मधवलिया (.स.वि.गा वडा नं . २१	25,69,5 9,000	22,48,82, 000	TABLETS 100 MILLION NOS., CAPSUL ES 10 MILLION NOS., DRY POWDE R OF RECONS TITUTIO N 5 MILLION BOTTLE	71

S.N.	Owner's Name	Company Name	Address	Total Capital	Fixed Capital	Product & Annual Capacity	Employment
						S, CREAM/ OINTMENT 30 M.T.	
156	M/S BOKKERS TRADING B.V. (NETHERLANDS), M/S HIMALAYAN AQUA AGRITECH PVT. LTD. (NEPAL)	HIM DANA PVT. LTD.	रुपन्देही जिल्ला सौराहा फर्साटिकर गाट .वडा नं .स.वि.	4,54,54,000	3,32,54,000	MASH FEED 6000 MT, PELLET FEED 3000 MT	25
157	श्री मुक्तिश्री प्रा.लि.	INCO PANEL INDUSTRIES PVT. LTD.	काठमाडौं जिल्ला गोठार गा.स.वि.	4,98,00,000	4,51,00,000	इ .एस.पी. (EXPAN DABLE POLYST YRENE) प्यानल ६००००० बर्ग मीटर	24
158	MR. HOU WEI QIAN (CHINA (MAINLAND)), MR. WU XING YU (CHINA (MAINLAND)), MR. WANG SHI XIAN (CHINA (MAINLAND)), MS. DE MU CUO (CHINA (MAINLAND)), MR. GU HAI RONG (CHINA (MAINLAND))	JIN YUAN SNACKS MANUFACTURING INDUSTRY PVT. LTD.	ललितपुर जिल्ला कार्यविनायक न .पा. १५ .वडा नं	2,50,00,000	1,60,00,000	SNACKS 600 MT	25
159	MS. CHEN YA JUN (CHINA (MAINLAND)), MS. RENKE (CHINA (MAINLAND)),	DING DING TOFU TOYA PRODUCTION INDUSTRY PVT. LTD.	ललितपुर जिल्ला कार्यविनायक न .पा. १५ .वडा नं	2,50,00,000	2,00,00,000	BEAN CURD (TOFU) 700 MT, BEAN	25

S.N.	Owner's Name	Company Name	Address	Total Capital	Fixed Capital	Product & Annual Capacity	Employment
	MR. LI KUN (CHINA (MAINLAND)), MR. XIE XIAN CHAO (CHINA (MAINLAND)), MR. DAN ZENG (CHINA (MAINLAND))					SPROUT 400 MT	
160	MS. LI XINHUA (CHINA (MAINLAND))	HUA ER SOLAR COMPANY PVT. LTD.	ललितपुर जिल्ला कार्यविनायक न .पा. ८ वडा नं	3,00,00, 000	1,90,00,0 00	SOLAR PV SYSTEM FOR HOME APPLIAN CES 500 SEATS, SOLAR PV SYSTEM FOR LIGHTIN G 5000 SEATS	30
161	श्री अनिल कुमार नेमानी	GANESH PLYWOOD INDUSTRIES PVT. LTD.	कपिलवस्तु जिल्ला बहादुरगञ्ज गार वडा नं .स.वि.	10,00,0 0,000	7,30,00,0 00	PLYWO OD 300000 0 CFT., BLOCK BOARDS 5000 CFT.	49
162	श्री सुरेश लाल श्रेष्ठ (नेपाल), श्री सविन लाल श्रेष्ठ (नेपाल)	ALPS DISTILLERY PVT. LTD.	चितवन जिल्ला भरतपुर नगरपालिका वडा नं१७ .	55,00,0 0,000	39,00,00, 000	BLENDE D LIQUOR (VARIO US STRENG TH) 750000 0 LP LITRE, EXTRA NEUTRA L	150

S.N.	Owner's Name	Company Name	Address	Total Capital	Fixed Capital	Product & Annual Capacity	Employment
						ALCOHOL (EXTERNAL SALE) 1500 KL, RECTIFIED SPIRIT (EXTERNAL SALE) 3000 KL	
163	श्री रमेश गुप्ता (नेपाल), श्री रोहित गुप्ता (नेपाल), श्री श्रवण कुमार मोर (नेपाल), श्री राजकुमार मोर (नेपाल), श्री संजय कुमार मोर (नेपाल), श्री गायत्री देवी अग्रवाल (नेपाल)	GANAPATI VANSPATI UDYOG PVT. LTD. BRANCH - 1	बारा जिल्ला पिपरा वसन्तपुर गा .स.वि. ५ .वडा नं	4,32,00, 000	2,92,00,0 00	पेट बोतल / पेट प्रिफर्म .टन.मे	17
164	श्री लक्ष्मण कोइराला (नेपाल)	RAM LAXMAN POULTRY FIRM PVT. LTD. BRANCH-1	धादिङ जिल्ला नौबिसे गा .स.वि. १ .वडा नं	3,23,00, 000	3,04,00,0 00	पोल्ट्री फिड ७४० मे.टन.	19
165	श्री पवन कुमार शारदा	A.C. FOOTWARE PRODUCTS PVT. LTD.	ललितपुर जिल्ला हरिसिद्धि गा .स.वि. ४ .वडा नं	7,00,00, 000	4,00,00,0 00	PVC/PV/ EVA FOOTW EAR 150000 0 PAIRS, CANVAS /SPORTS SHES 100000 0 PAIRS	100
166	श्री शिवरत्न शारदा (नेपाल)	KANTIPUR OXYGEN PVT. LTD.	ललितपुर जिल्ला ललितपुर उप महानगरपालिका	7,00,00, 000	6,30,00,0 00	अक्सिज न १८००००	80

S.N.	Owner's Name	Company Name	Address	Total Capital	Fixed Capital	Product & Annual Capacity	Employment
			वडा नं०८ .			० घन मीटर, नाइट्रोजन २०००० घन मीटर	
167	श्री जीवन प्रसाद रिजाल (नेपाल), श्री रमेश कुमार राठी (नेपाल), श्री इन्तेखाब मोहम्मद मिया (नेपाल), श्री पूनम कुमारी राठी (नेपाल)	SWASTIK ROLLING MILLS PVT. LTD.	मोरङ्ग जिल्ला हात्तिमुडा गा .स.वि. ८ .वडा नं	21,85,00,000	12,91,60,000	TMT BARS 22000 M.T., SCRAP (BY PRODUCT) 600 M.T.	208
168	श्री रेणु अग्रवाल (नेपाल), श्री अनोज रूडटा (नेपाल), श्री अंकित अग्रवाल (नेपाल), श्री लिला अग्रवाल (नेपाल)	MA DURGA FOODS PVT. LTD. BRANCH -1	पर्सा जिल्ला चोर्नी गा४ .वडा नं .स.वि.	24,00,00,000	15,00,00,000	RICE 30000 M.T., BROWN RICE (BY PRODUCT) 3700 M.T., BRAN (BY PRODUCT) 2310 M.T., RICE HUSK (BY PRODUCT FOR SALE) 6930 M.T., PULSE (DIFFERENT VARIETY)	75

S.N.	Owner's Name	Company Name	Address	Total Capital	Fixed Capital	Product & Annual Capacity	Employment
						ES) 30000 M.T., BROKEN PULSE (BY PRODUCT) 730 M.T., PULSE HUSK (BY PRODUCT) 5100 M.T., MASALA (DIFFER ENT VARIETI ES) 5000 M.T.	
169	श्री बैजु प्रसाद बावरा	BABA BAIJUNATH SUGAR AND CHEMICAL INDUSTRIES PVT. LTD.	रौतहट जिल्ला पिप्रा पोखरीया गा .स.वि. ८ .वडा नं	69,20,0 0,000	59,49,00, 000	SUGAR 26500 M.T., MOLASS ES 15900 M.T.	550
Mineral Based Industry							
170	MR. CAO DO QIAN (CHINA (MAINLAND))	YUAN ZHENG MINING COMPANY PVT. LTD.	दाङ जिल्ला लालमटिया गा४ .वडा नं .स.वि.	2,00,00, 000	1,70,00,0 00	PLACER GOLD 25 KG	80
171	MR. GUO JUNCHAO (CHINA (MAINLAND)), MS. WU GUANG JUAN (CHINA (MAINLAND)), MR. LI PEI JUN (CHINA (MAINLAND))	JIN SHENG MINING COMPANY PVT. LTD.	दाङ जिल्ला सिसहनिया गा५ .वडा नं .स.वि.	3,00,00, 000	2,50,00,0 00	PLACER GOLD 9 KG, LODE GOLD 18 KG, COPPER 600 MT	220
172	MR. ZHENJIANG LI (CHINA (MAINLAND)),	KAILASH MINING COMPANY PVT. LTD.	कैलाली जिल्ला सुगरखाल गा .स.वि.	5,00,00, 000	4,70,00,0 00	PLACER GOLD 25 KG	80

S.N.	Owner's Name	Company Name	Address	Total Capital	Fixed Capital	Product & Annual Capacity	Employment
	MR. ZHAO SUTAN (CHINA (MAINLAND))		३ .वडा नं				
173	MR. SHAJIT POOLAT (INDIA), MR. FIROZ EDAVANA KUZHIYIL (INDIA), MR. MILAN REGMI (NEPAL), MR. LAXMAN REGMI (NEPAL)	SEPTUM MINING INDUSTRIES PVT. LTD.	गोर्खा जिल्ला घ्याचोक गा .स.वि. ६ .वडा नं	1,10,00,000	95,00,000	LIME STONE 10000 MT, GROUND LIME STONE 9000 MT	27
174	MR. SUTAN ZHAO (CHINA (MAINLAND))	KANTIPUR MINING PVT. LTD.	प्युठान जिल्ला भिंघ्री गावडा .स.वि. २ .नं	5,00,00,000	4,80,00,000	PLACER GOLD 20 KG	60
175	श्री गोपाल कृष्ण कोइराला (नेपाल)	DHARMA SHREE MINING COMPANY PVT. LTD.	दाङ जिल्ला सतवरिया गा.स.वि.	5,00,00,000	4,70,00,000	PLACER GOLD 30 M.T.	73
176	MR. WANG SHAO FENG (CHINA (MAINLAND)), MS. ZHANG A NIU (CHINA (MAINLAND))	DA YU MINING COMPANY PVT. LTD.	प्युठान जिल्ला हंसपुर गा .स.वि. २ .वडा नं	4,00,00,000	3,00,00,000	PLACER GOLD 10 KG, LODE (VEIN) GOLD 20 KG, COPPER 450 MT	140
Service Based Industry							
177	MS. JANELLE ANN READY (USA)	BETHEL ENGLISH AND COMPUTER INSTITUTE PVT. LTD.	काठमाडौं जिल्ला महाकाल गा .स.वि. ९ .वडा नं	50,00,000	43,00,000	LANGUAGE TRAINING 150 PERSONS, COMPUTER TRAINING 150 PERSONS	15
178	श्री नियोटेरिक नेपाल प्रा .लि.	THREE SIXTY CONSULTING PVT. LTD.	काठमाडौं जिल्ला काठमाण्डौ	3,29,00,000	3,05,00,000	सफ्टवेयर	46

S.N.	Owner's Name	Company Name	Address	Total Capital	Fixed Capital	Product & Annual Capacity	Employment
	(नेपाल I) समेत		महानगरपालिका वडा नं२२ .			डेभलपमे न्ट 100 प्याकेज	
179	MRS. SANDHYA SHARMA (INDIA)	NOVUS DIAGNOSTIC PATH LABS NEPAL PVT. LTD.	ललितपुर जिल्ला ललितपुर उप महानगरपालिका वडा नं४ .	50,00,000	42,00,000	X-RAY SERVICE 3000 NOS., PATHOLOGY SERVICE 18000 NOS.	20
180	MR. LEE YONGHO (USA)	COMSEED NEPAL PVT. LTD.	काठमाडौं जिल्ला काठमाण्डौ महानगरपालिका वडा नं१० .	50,00,000	42,00,000	KOREAN LANGUAGE TRAINING 100 PERSONS, ENGLISH LANGUAGE TRAINING 200 PERSONS, JAPANESE LANGUAGE TRAINING 100 PERSONS, SPANISH LANGUAGE TRAINING 100 PERSONS, CHINESE	22

S.N.	Owner's Name	Company Name	Address	Total Capital	Fixed Capital	Product & Annual Capacity	Employment
						LANGUAGE TRAINING 100 PERSONS	
181	MR. LI WEI (CHINA (MAINLAND)), MR. LI ZHI (CHINA (MAINLAND)), MR. JIN MING FA (CHINA (MAINLAND)), MR. FENG XUE GANG (CHINA (MAINLAND)), MR. ZHOU QINGTAO (CHINA (MAINLAND))	QINGTAO CHINESE LANGUAGE TRAINING PVT. LTD.	काठमाडौं जिल्ला काठमाण्डौ महानगरपालिका वडा नं२९ .	2,50,00,000	2,10,00,000	CHINESE LANGUAGE TRAINING 700 PERSONS	28
182	MR. LI SHIGUANG (CHINA (MAINLAND)), MR. HE JUN (CHINA (MAINLAND)), MS. SHAO YU (CHINA (MAINLAND)), MS. LI DONGHUA (CHINA (MAINLAND))	ECHO CHINESE PVT. LTD.	काठमाडौं जिल्ला काठमाण्डौ महानगरपालिका वडा नं१६ .	2,00,00,000	1,80,00,000	CHINESE LANGUAGE TRAINING 600 PERSONS, ENGLISH LANGUAGE TRAINING 300 PERSONS, KOREAN LANGUAGE TRAINING 300 PERSONS	25
183	CIWEC HOSPITAL (NEPAL)	CIWEC HOSPITAL PVT. LTD. BRANCH UNIT-1	कास्की जिल्ला पोखरा उप महानगरपालिका	2,00,00,000	1,50,00,000	HOSPITAL 24 BEDS	24

S.N.	Owner's Name	Company Name	Address	Total Capital	Fixed Capital	Product & Annual Capacity	Employment
			वडा नं६ .				
184	M/S BAMBINO 50 VV UG & CO. ZWCITE VERW KG (GERMANY)	KAYMU NEPAL PVT. LTD.	काठमाडौं जिल्ला काठमाण्डौ महानगरपालिका वडा नं२५ .	2,00,00,000	1,00,00,000	SOFTWARE DEVELOPMENT 300 NOS., WEB DEVELOPMENT 800 NOS.	30
185	M/S YONGPENG TELECOM TECHNOLOGY SDN BHD (MALAYSIA)	YPTT NEPAL PVT. LTD.	ललितपुर जिल्ला इमाडोल गा .स.वि. ४ .वडा नं	1,00,00,000	65,00,000	CONSTRUCTION WORKS 600000 RS	105
186	श्री सुजन भट्ट क्षेत्री समेत नेपाल) (I	DIVYA JYOTI CONSTRUCTION PVT. LTD.	धादिङ जिल्ला निलकण्ठ गा .स.वि. ५ .वडा नं	5,00,00,000	3,00,25,000	निर्माण सम्बन्धी कार्य 210000000 रुपैया बराबर	97
187	MS. HE XIAO E (CHINA (MAINLAND)), MS. SHAO RUI XUE (CHINA (MAINLAND)), MR. YUAN XU DONG (CHINA (MAINLAND)), MR. LI CHANG JI (CHINA (MAINLAND)), MR. TANG ZHI LONG (CHINA (MAINLAND))	XI WANG COMPUTER TRAINING COMPANY PVT. LTD.	ललितपुर जिल्ला धापाखेल गा .स.वि. ८ .वडा नं	2,50,00,000	2,10,00,000	COMPUTER TRAINING 900 NOS.	35
188	M/S ZIMRIS LIMITED LIABILITY CO. (USA)	ZIMRIS TECHNOLOGIES NEPAL PVT. LTD.	काठमाडौं जिल्ला काठमाण्डौ महानगरपालिका	1,00,00,000	80,00,000	SOFTWARE DEVELOPMENT	40

S.N.	Owner's Name	Company Name	Address	Total Capital	Fixed Capital	Product & Annual Capacity	Employment
			वडा नं३२ .			150 PACKAG E, WEBSIT E DEVELO PMENT 50 PACKAG E	
189	MR. WANG YU CHEN (CHINA (MAINLAND)), MR. FAN A QIANG (CHINA (MAINLAND)), MR. MS. SU LIN (CHINA (MAINLAND)), MS. HUANG LING (CHINA (MAINLAND)), MR. WANG DUO FAN (CHINA (MAINLAND))	CHENG XIN INTERNATIONAL CARGO COMPANY PVT. LTD.	काठमाडौं जिल्ला काठमाण्डौ महानगरपालिका वडा नं२ .	2,50,00,000	2,00,00,000	INTERNATIONAL CARGO HANDLING 900 MT	35
190	MR. ZHAO YINGZHUO (CHINA (MAINLAND))	BEIJING INTERNATIONAL CARGO PVT. LTD.	काठमाडौं जिल्ला काठमाण्डौ महानगरपालिका वडा नं२९ .	1,00,00,000	80,00,000	INTERNATIONAL CARGO HANDLING 6000 MT	30
191	MS. GERBRICH VOOLSTRA (NETHERLANDS), MS. ANNE ELIZABETH SEYMOUR (UK), MR. NIRAJ SHRESTHA (NEPAL)	MAHALAYA TRAINING CENTER PVT. LTD.	काठमाडौं जिल्ला काठमाण्डौ महानगरपालिका वडा नं१ .	1,06,00,000	96,00,000	PERSONAL DEVELOPMENT WELNESS TRAINING 600 PERSONS	20
192	MR. GUO ZHAO LONG (CHINA	YING CAI CHINESE LANGUAGE	ललितपुर जिल्ला देवीचौर गा .स.वि.	2,50,00,000	2,10,00,000	CHINESE LANGUA	27

S.N.	Owner's Name	Company Name	Address	Total Capital	Fixed Capital	Product & Annual Capacity	Employment
	(MAINLAND)), MR. YANG GUO QIANG (CHINA (MAINLAND)), MR. BAO WEI (CHINA (MAINLAND)), MS. HUA NAN (CHINA (MAINLAND)), MS. GAO LIN (CHINA (MAINLAND))	TRAINING PVT. LTD.	३ .वडा नं			GE TRAINING 700 PERSONS	
193	MR. LIU ZHEN WEI (CHINA (MAINLAND)), MR. ZHOU YOU (CHINA (MAINLAND)), MR. LUO MENG QING (CHINA (MAINLAND)), MR. LOU BIN (CHINA (MAINLAND)), MRS. WANG MU HUA (CHINA (MAINLAND))	HUAN QIU INTERNATIONAL CARGO PVT. LTD.	ललितपुर जिल्ला ललितपुर उप महानगरपालिका वडा नं५ .	2,50,00,000	2,00,00,000	INTERNATIONAL CARGO HANDLING 9000 MT	32
194	MS. YANG BO (CHINA (MAINLAND)), MS. LIU ER XING (CHINA (MAINLAND)), MR. HAN WEI JIN (CHINA (MAINLAND)), MR. YE DAN (CHINA (MAINLAND)), MR. HUANG TAO (CHINA (MAINLAND))	YANG GUANG LANGUAGE TRAINING COMPANY PVT. LTD.	काठमाडौं जिल्ला धापासी गा .स.वि. ८ .वडा नं	2,50,00,000	2,10,00,000	CHINESE LANGUAGE TRAINING 600 PERSONS	30
195	MR. JAMES ROBERT ROBIDEAU (USA)	ADVENTURE MOUNTAIN BIKING ACADEMY PVT. LTD.	ललितपुर जिल्ला सैवु भैंसेपाटी गा५ .वडा नं .स.वि.	1,00,00,000	83,00,000	MOUNTAIN BIKING TRAINING	19

S.N.	Owner's Name	Company Name	Address	Total Capital	Fixed Capital	Product & Annual Capacity	Employment
						G 300 NOS	
196	MR. HUR TAEHWAN (SOUTH KOREA)	NEPAL YOUTH TRAINING CENTER PVT. LTD.	ललितपुर जिल्ला सैवु भैंसेपाटी गा.वडा नं.स.वि.	50,00,000	43,00,000	KOREAN LANGUAGE TRAINING 200 PERSONS, ENGLISH LANGUAGE TRAINING 150 PERSONS, COMPUTER TRAINING 150 PERSONS	16
197	MR. FATIH AYAL (TURKEY), MR. HUANG ZHI (CHINA (MAINLAND))	FAHI DEVELOPMENT PVT. LTD.	ललितपुर जिल्ला ललितपुर उप महानगरपालिका वडा नं.३ .	1,00,00,000	80,00,000	SOFTWARE DEVELOPMENT 100 PACKAGE, WEBSITE 100 PACKAGE	35
198	CHINA RAILWAY NO. 5 ENGINEERING GROUP NEPAL PVT. LTD. (CHINA (MAINLAND))	CHINA RAILWAY NO. 5 ENGINEERING GROUP NEPAL PVT. LTD.	काठमाडौं जिल्ला तिनथाना गा.स.वि. ५.वडा नं.	25,00,00,000	17,00,00,000	CONSTRUCTION SERVICE 100000 0000 RS.	250
199	MR. YUAN WENPING (CHINA (MAINLAND)), MR. CHEN GUIDO JI-ZHONG	NEPAL CHINA CHENG YI TECHNOLOGIES PVT. LTD.	काठमाडौं जिल्ला काठमाण्डौ महानगरपालिका वडा नं.३ .	9,42,00,000	9,22,00,000	SOFTWARE DEVELOPMENT 200	28

S.N.	Owner's Name	Company Name	Address	Total Capital	Fixed Capital	Product & Annual Capacity	Employment
	(GERMANY)					PACKAGING	
200	MR. PHILIP GRAHAM BIGGERTON (UK), MRS. CAROLINE YOUNG (IRELAND), MS. DAWN MICHELLE BOSTICK (USA), MRS. SANGITA KHATRI (NEPAL)	ALAN INTERNATIONAL LANGUAGE INSTITUTE PVT. LTD.	काठमाडौं जिल्ला काठमाण्डौ महानगरपालिका वडा नं२ .	1,25,00,000	1,05,00,000	ENGLISH LANGUAGE TRAINING 100 NOS., JAPANESE LANGUAGE TRAINING 100 NOS., KOREAN LANGUAGE TRAINING 100 NOS., CHINESE LANGUAGE TRAINING 100 NOS.	22
201	MR. PHILIP GRAHAM BIGGERTON (UK), CAROLINE YOUNG (IRELAND), DAWN MICHELLE BOSTICK (USA), SANGITA KHATRI (NEPAL)	ALAN INTERNATIONAL LANGUAGE INSTITUTE PVT. LTD. (UNIT 1)	कास्की जिल्ला पोखरा उप महानगरपालिका वडा नं४ .	25,00,000	19,00,000	ENGLISH LANGUAGE TRAINING 100 NOS., JAPANESE LANGUAGE TRAINING 100 NOS., KOREAN LANGUAGE TRAINING	16

S.N.	Owner's Name	Company Name	Address	Total Capital	Fixed Capital	Product & Annual Capacity	Employment
						G 100 NOS., CHINESE LANGUAGE TRAINING 100 NOS.	
202	MR. PHILIP GRAHAM BIGGERTON (UK), CAROLINE YOUNG (IRELAND), DAWN MICHELLE BOSTICK (USA), SANGITA KHATRI (NEPAL)	ALAN INTERNATIONAL LANGUAGE INSTITUTE PVT. LTD. (UNIT 2)	काठमाडौं जिल्ला काठमाण्डौ महानगरपालिका वडा नं१० .	25,00,000	19,50,000	ENGLISH LANGUAGE TRAINING 100 NOS., JAPANESE LANGUAGE TRAINING 100 NOS., KOREAN LANGUAGE TRAINING 100 NOS., CHINESE LANGUAGE TRAINING 100 NOS.	16
203	MR. PHILIP GRAHAM BIGGERTON (UK), CAROLINE YOUNG (IRELAND), DAWN MICHELLE BOSTICK (USA), SANGITA KHATRI (NEPAL)	ALAN INTERNATIONAL LANGUAGE INSTITUTE PVT. LTD. (UNIT 3)	ललितपुर जिल्ला ललितपुर उप महानगरपालिका वडा नं४ .	25,00,000	19,75,000	ENGLISH LANGUAGE TRAINING 100 NOS., JAPANESE LANGUAGE TRAINING	16

S.N.	Owner's Name	Company Name	Address	Total Capital	Fixed Capital	Product & Annual Capacity	Employment
						G 100 NOS., KOREAN LANGUAGE TRAINING 100 NOS., CHINESE LANGUAGE TRAINING 100 NOS.	
204	MS. TONIELLE JULIENE SARKAR (USA)	SALVATION MUSIC CENTER PVT. LTD.	ललितपुर जिल्ला ललितपुर उप महानगरपालिका वडा नं५ .	2,00,00,000	1,80,00,000	MUSICAL TRAINING 195 STUDENTS	20
205	M/S GOLDEROSS (TRAVEL & CARGO) LIMITED) (UK)	GOLD CROSS CARGO PVT. LTD.	काठमाडौं जिल्ला काठमाण्डौ महानगरपालिका वडा नं४ .	50,00,000	35,00,000	INTERNATIONAL CARGO HANDLING 4000 MT	30
206	MS. ZHENG XIA (CHINA (MAINLAND)), MS. LIU ZIXUAN (CHINA (MAINLAND))	PAPAYA INFORMATION TECHNOLOGY PVT. LTD.	ललितपुर जिल्ला देवीचौर गा .स.वि. ३ .वडा नं	1,25,00,000	1,00,00,000	SOFTWARE DEVELOPMENT 100 PACKAGE, WEBSITE DEVELOPMENT 100 PACKAGE	40
207	MR. ZHANG JINXIANG (CHINA (MAINLAND))	C.N. YUAN XIN CONSTRUCTION COMPANY PVT. LTD.	ललितपुर जिल्ला ललितपुर उप	3,00,00,000	1,99,00,000	RESIDENTIAL BULDIN	81

S.N.	Owner's Name	Company Name	Address	Total Capital	Fixed Capital	Product & Annual Capacity	Employment
			महानगरपालिका वडा नं३ .			G, BUSINESS COMPLEX, ROAD, BRIDGE HYDROPOWER ETC. 850000 00 RS.	
208	MR. GUO YU HUA (CHINA (MAINLAND)), MR. WANG QIANG (CHINA (MAINLAND)), MR. ZHAO YU (CHINA (MAINLAND)), MR. ZHAO FANG (CHINA (MAINLAND)), MR. YUAN XIN XIN (CHINA (MAINLAND))	LU LU TONG INTERNATIONAL CARGO PVT. LTD.	काठमाडौं जिल्ला सितापाईला गार .वडा नं .स.वि.	2,50,00, 000	2,00,00,0 00	INTERNATIONAL CARGO HANDLING 10 MT	32
209	M/S SAIZ ENGINEERS PVT. LTD. (INDIA)	SAIZ ENGINEERS PVT. LTD.	दाङ जिल्ला घोराही नगरपालिका वडा नं११ .	1,40,00, 000	1,31,00,0 00	BREAK DOWN MAINTENANCE 25 NOS., INSULATIONS MAINTENANCE 25 NOS, FABRICATION AND INSTALLATION MAINTENANCE 50 NOS, PREVEN	16

S.N.	Owner's Name	Company Name	Address	Total Capital	Fixed Capital	Product & Annual Capacity	Employment
						TIVE MAINTENANCE 100 NOS	
210	MS. RAMSEY SANDRA LYNN (USA)	TREASURE GHAR INTERIOR DECORATION PVT. LTD.	काठमाडौं जिल्ला काठमाण्डौ महानगरपालिका वडा नं३० .	50,00,000	42,00,000	INTERIOR DECORATION 50 NOS.	14
211	MR. ELДАР SIEITABLAJ (UKRAINE), MR. OLEKSANDRA KALIBERDA (UKRAINE), MR. CEMAL ARSLAN (TURKEY), MR. FAHAD HAFEEZ (PAKISTAN), MR. GHULAM SHABBIR (PAKISTAN), MR. ADNAN BASHARAT (PAKISTAN), MR. MUHAMMAD ATIF SHAHZAD (PAKISTAN)	MUTUAL DEVELOPMENT PVT. LTD.	ललितपुर जिल्ला ललितपुर उप महानगरपालिका वडा नं२ .	3,50,00,000	3,00,00,000	SOFTWARE DEVELOPMENT 350 PACKAGES	100
212	MS. YAN HE (CHINA (MAINLAND)), MR. LI WU (CHINA (MAINLAND)), MR. DAI ZHIWEI (CHINA (MAINLAND))	YAN INTERNATIONAL CARGO PVT. LTD.	काठमाडौं जिल्ला काठमाण्डौ महानगरपालिका वडा नं१६ .	2,00,00,000	1,60,00,000	INTERNATIONAL CARGO HANDLING 10000 MT	50
213	MR. WANG YUN CHAO (CHINA (MAINLAND)), MR. YANG HAN SHENG (CHINA (MAINLAND)), MR. LI YU QI (CHINA (MAINLAND)), MR. YU DE CHUAN	PING ON INTERNATIONAL CARGO PVT. LTD.	ललितपुर जिल्ला ललितपुर उप महानगरपालिका वडा नं२१ .	2,50,00,000	2,00,00,000	INTERNATIONAL CARGO HANDLING 9000 MT	32

S.N.	Owner's Name	Company Name	Address	Total Capital	Fixed Capital	Product & Annual Capacity	Employment
	(CHINA (MAINLAND)), MS. LIU XIAO PING (CHINA (MAINLAND))						
214	श्री अरुण कुमार मल्ल (नेपाल), श्री समिता मल्ल श्रेष्ठ (नेपाल)	SIRIS AIRCRAFT MAINTENANCE, REPAIR AND OVERHAUL PVT. LTD.	काठमाडौं जिल्ला काठमाण्डौ महानगरपालिका वडा नं९ .	10,00,000,000	7,86,00,000	MAINTENANCE, REPAIR AND OVERHAUL OF AIRCRAFT AND ITS ACCESSORIES AND COMPONENTS 200 CONTRACTS	43
215	MR. JAUHARN HASHMI (USA), MR. TORU AO (JAPAN), MS. JULIE PAMELA HILTON (AUSTRALIA), MS. TASCHI TSJA WANG (NETHERLANDS)	DEROW SOFTWARE PVT. LTD.	काठमाडौं जिल्ला काठमाण्डौ महानगरपालिका वडा नं२९ .	2,00,00,000	1,65,00,000	SOFTWARE DEVELOPMENT 115 PACKAGES	20
216	MR. SEAN MICHAEL ALERANDER HENDERSON (USA), MR. SHREYAS KOIRALA (NEPAL)	RED CHILLI IT SOLUTION PVT. LTD.	काठमाडौं जिल्ला काठमाण्डौ महानगरपालिका वडा नं३ .	1,00,00,000	85,00,000	SOFTWARE DEVELOPMENT 100 PACKAGE, WEBSITE DEVELOPMENT 50 PACKAGE	19

S.N.	Owner's Name	Company Name	Address	Total Capital	Fixed Capital	Product & Annual Capacity	Employment
						E	
217	श्री दुर्गा कुमारी न्यौपाने (नेपाल), श्री रीमा शर्मा बस्याल (नेपाल), श्री हरिनारायण पाण्डे (नेपाल), श्री लीला न्यौपाने (नेपाल), श्री विष्णु कुमारी डुम्रे (नेपाल)	FLORA WELLNESS NEPAL PVT. LTD.	काठमाडौं जिल्ला काठमाण्डौ महानगरपालिका वडा नं३ .	3,44,00, 000	3,28,00,0 00	व्यायाम सेवा 250 जना	10
218	MS. JUDITH GILLIAN LOUW (SOUTH AFRICA)	ADVANCE ENGLISH LANGUAGE CENTRE PVT. LTD.	कास्की जिल्ला पोखरा उप महानगरपालिका वडा नं९ .	50,00,0 00	42,00,00 0	ENGLISH LANGUAGE 200 NOS., KOREAN LANGUAGE 100 NOS., JAPANESE LANGUAGE 100 NOS., SPANISH LANGUAGE 100 NOS., CHINESE LANGUAGE 100 NOS.	22
219	MS. WANG MEI YAN (CHINA (MAINLAND)), MR. YA GA (CHINA (MAINLAND)), MR. WANG KIM ZHU JIE (CHINA (MAINLAND)),	YU KUI MUSIC TRAINING	ललितपुर जिल्ला ललितपुर उप महानगरपालिका वडा नं२ .	2,50,00, 000	2,30,00,0 00	MUSICAL TRAINING 700 NOS.	27

S.N.	Owner's Name	Company Name	Address	Total Capital	Fixed Capital	Product & Annual Capacity	Employment
	MR. TIE WEI ZHONG (CHINA (MAINLAND)), MR. FAN TAI HAI (CHINA (MAINLAND))						
220	M/S TIBET TIANTI ECONOMIC AND CULTURAL DEVELOPMENT CO. LTD. (CHINA (MAINLAND))	NEPAL TIANLI PUBLICATION AND CULTURE COMPANY PVT. LTD.	काठमाडौं जिल्ला काठमाण्डौ महानगरपालिका वडा नं४ .	1,00,00,000	78,00,000	BOOK PUBLICATION AND PRINTING 300000 NOS.	30
221	M/S SOORIYA HOSPITAL (INDIA)	SOORIYA HEALTHCARE PVT. LTD.	काठमाडौं जिल्ला काठमाण्डौ महानगरपालिका वडा नं२ .	31,18,48,240	29,03,68,000	RADIOLOGY 43441 NOS., PATHOLOGY 140000 NOS., COSMETIC DERMATOLOGY 490 NOS.	20
222	डा प्रेमलाल श्रेष्ठ . (नेपाल), डाडेनिस . (नेपाल) श्रेष्ठ, श्री सैयद समिम शाह (नेपाल), श्री विप्लभ जोशी (नेपाल), श्री सुरेन थामी (नेपाल)	ADVANCED POLYCLINIC PVT. LTD.	काठमाडौं जिल्ला काठमाण्डौ महानगरपालिका वडा नं२ .	4,00,00,000	3,50,00,000	CLINIC WITH LABORATORY FACILITY 20000 PATIENTS	40
223	श्री किशोर पन्त समेत (नेपाल)	ACCESS WORLD TECH PVT. LTD.	काठमाडौं जिल्ला काठमाण्डौ महानगरपालिका वडा नं११ .	4,75,00,000	4,52,00,000	सफ्टवेयर डेभलपमेन्ट 270000	30

S.N.	Owner's Name	Company Name	Address	Total Capital	Fixed Capital	Product & Annual Capacity	Employment
						०० रु, डाटा सेन्टर सर्भिस ९००००० ० रु	
224	श्री प्रमेश खरेल (नेपाल)	CLASSIC TECH PVT. LTD.	काठमाडौं जिल्ला काठमाण्डौ महानगरपालिका वडा नं१० .	4,60,00, 000	3,20,00,0 00	INTERNET SUBSCRIBER 14000 NOS., SOFTWARE DEVELOPMENT 50 PACKAGE, WEBPAGE DESIGN AND DEVELOPMENT 50 NOS	57
225	MS. MYUNGJA LEE (SOUTH KOREA)	KUSUM TRAINING CENTRE PVT. LTD.	ललितपुर जिल्ला सैवु भैसेपाटी गा४ .वडा नं .स.वि.	50,00,0 00	43,00,00 0	MANAGEMENT AND CAREER SKILL TRAINING 600 NOS.	20
226	श्री बसन्त प्रका बुढाथोकी समेत (नेपाल)	BUDHATHOKI COLD STORAGE PVT. LTD.	काठमाडौं जिल्ला सितापाईला गा१ .वडा नं .स.वि.	10,00,0 0,000	6,89,00,0 00	POTATO AND SEED STORAGE 3700 MT, VEGETABLE STORAGE 600	36

S.N.	Owner's Name	Company Name	Address	Total Capital	Fixed Capital	Product & Annual Capacity	Employment
						MT, FRUIT STORAGE 400 MT, MEAT STORAGE 300 MT, FISH STORAGE 200 MT, ICE BLOCK STORAGE 300 MT	
227	MS. HOU GUI MEI (CHINA (MAINLAND)), MR. BIJAYA RANJAN MAN SHRESTHA (NEPAL)	SILVER PHOENIX PUBLICATION PVT. LTD.	काठमाडौं जिल्ला काठमाण्डौ महानगरपालिका वडा नं३० .	1,00,00, 000	85,00,00 0	BOOK PUBLICA TION 140000 00 RS.	32
228	श्री सुदीप आचार्य समेत (नेपाल)	R.M. INVESTMENT COMPANY PVT. LTD.	काठमाडौं जिल्ला काठमाण्डौ महानगरपालिका वडा नं१० .	30,00,0 0,000	3,20,00,0 00	PROJEC T FINANCI NG (FINANC IAL INVEST MENT) 5 PROJEC TS, SHARE INVEST MENT 5 PROJEC TS, DEVELO PMENT AND PROMO TION OF INDUST RIAL	50

S.N.	Owner's Name	Company Name	Address	Total Capital	Fixed Capital	Product & Annual Capacity	Employment
						AND INFRASTRUCTURE PROJECTS 15 PROJECTS	
229	MR. NAGENDER KISHEN PAMPAT (INDIA), MR. HATRAJ PRASAD VITTALLAM (INDIA)	VINANAYAK HEALTHCARE SYSTEM PVT. LTD.	काठमाडौं जिल्ला	50,00,000	48,00,000	HOSPITAL 34675 BEDS, MEDICAL 180000 , DIAGNOSTIC 102955	150
230	MR. JIANG ZHENGLIN (CHINA (MAINLAND)), MS. ZHANG JIA QUN (CHINA (MAINLAND)), MS. MO GUI RONG (CHINA (MAINLAND)), MR. ZHANG JIAN (CHINA (MAINLAND)), MS. JIN YING HUA (CHINA (MAINLAND))	ZHENG YI LANGUAGE TRAINING PVT. LTD.	ललितपुर जिल्ला ललितपुर उप महानगरपालिका वडा नं२१ .	2,50,00,000	2,31,00,000	LANGUAGE 900 NOS., MUSICAL TRAINING 300 NOS.	36
231	MR. ERNST MATTHIAS BRAAM (NETHERLANDS)	BLITS PVT. LTD.	काठमाडौं जिल्ला काठमाण्डौ महानगरपालिका वडा नं६ .	50,00,000	38,50,000	SOFTWARE DEVELOPMENT 100 PACKAGE, WEBSITE DESIGN AND DEVELO	15

S.N.	Owner's Name	Company Name	Address	Total Capital	Fixed Capital	Product & Annual Capacity	Employment
						PMENT 50 PACKAGES	
232	MR. WANG JUN (CHINA (MAINLAND)), MR. MIAO CHANG KE (CHINA (MAINLAND)), MR. ZHAO KUN (CHINA (MAINLAND)), MR. ZHANG SHI CAO (CHINA (MAINLAND)), MR. PAN KE ZHUAN (CHINA (MAINLAND))	MING LIANG TRAINING CENTER PVT. LTD.	काठमाडौं जिल्ला काठमाण्डौ महानगरपालिका वडा नं११ .	2,50,00,000	2,30,00,000	LANGUA GE 900 PERSON , MUSICA L TRAININ G 300 PERSON	34
233	MS. SIN MING HUI (CHINA (MAINLAND)), MR. PENG HUO (CHINA (MAINLAND))	PRIDE DEVELOPERS PVT. LTD.	ललितपुर जिल्ला ललितपुर उप महानगरपालिका वडा नं३ .	1,00,00,000	80,00,000	SOFTW ARE DEVELO PMENT 100 PACKAG ES, WEBSIT E DESIGN AND DEVELO PMENT 100 PACKAG ES	35
234	MR. HALIL CINAR (TURKEY)	MERIDIAN EDUCATIONAL INVESTMENT CO. PVT. LTD.	काठमाडौं जिल्ला काठमाण्डौ महानगरपालिका वडा नं४ .	##### ####	2,00,00,000	FINANCI AL INVEST MENT 16 PROJEC T, DEVELO PMENT AND	45

S.N.	Owner's Name	Company Name	Address	Total Capital	Fixed Capital	Product & Annual Capacity	Employment
						PROMOTION OF HYDROPOWER & INFRASTRUCTURE PROJECT 6 PROJECT	
235	MR. BENJAMIN JORIS VAN OOIJ (NETHERLANDS), MR. JONKHEER GILLES HOOFT GRAAFLAND (NETHERLANDS)	HERB NEPAL PVT. LTD. UNIT-1	भक्तपुर जिल्ला सिपाडोल गा .स.वि. ४ वडा नं	30,00,000	25,00,000	PERMACULTURE TRAINING 3000 NOS.	11
236	MR. WANG MING CHUAN (CHINA (MAINLAND)), MR. LI GANG (CHINA (MAINLAND)), MR. WU KAI (CHINA (MAINLAND)), MR. WU CHANG MAN (CHINA (MAINLAND)), MR. ZHOU HUI TAO (CHINA (MAINLAND))	SHUANG XING MUSIC TRAINING CENTER PVT. LTD.	ललितपुर जिल्ला ललितपुर उप महानगरपालिका वडा नं२ .	2,50,00,000	2,30,00,000	MUSICAL TRAINING 700 NOS.	30
237	श्री आदर्श विक्रम राणा (नेपाल), श्री राजिव राज शाही (नेपाल)	KUNDALINI DIAGNOSTIC CENTRE PVT. LTD.	काठमाडौं जिल्ला काठमाण्डौ महानगरपालिका वडा नं४ .	40,00,00,000	38,00,00,000	DIAGNOSTIC CENTRE 50000 PATIENTS	60
238	MR. GUO TING (CHINA (MAINLAND)), MR. JIANG QUANYI (CHINA (MAINLAND)),	FERI TIAN SOFTWARE DEVELOPMENT PVT. LTD.	काठमाडौं जिल्ला काठमाण्डौ महानगरपालिका वडा नं२ .	2,50,00,000	2,00,00,000	SOFTWARE DEVELOPMENT 400 PACKAG	170

S.N.	Owner's Name	Company Name	Address	Total Capital	Fixed Capital	Product & Annual Capacity	Employment
	MR. LU CHIHE (CHINA (MAINLAND)), MS. HOU GUIMEI (CHINA (MAINLAND)), MR. MOHAMMED SHARIFUL ISLAM BHUIYAN (BANGLADESH)					E	
239	MS. YANJUAN XU (CHINA (MAINLAND)), MS. TINGXIN YANG (CHINA (MAINLAND)), MR. XIAODONG DENG (CHINA (MAINLAND)), MS. NAN KOZUKA (JAPAN), MR. TOMOO HOSHI (JAPAN)	NAO LANGUAGE CENTRE PVT. LTD.	ललितपुर जिल्ला ललितपुर उप महानगरपालिका वडा नं५ .	3,00,00,000	2,65,00,000	ENGLISH LANGUAGE 100 NOS., JAPANESE LANGUAGE 100 NOS., CHINESE LANGUAGE 100 NOS.	22
240	MR. ZHOU QI (CHINA (MAINLAND)), MS. KANG NA (CHINA (MAINLAND)), MS. MENG JUN (CHINA (MAINLAND))	LA DECORATION ENGINEERING PVT. LTD.	काठमाडौं जिल्ला काठमाण्डौ महानगरपालिका वडा नं२ .	1,50,00,000	1,30,00,000	INTERIOR DECORATION 500 NOS.	25
241	MR. WILLIAM THOMAS LASETER (USA)	LASETER LANGUAGE TRAINING CENTER PVT. LTD.	भक्तपुर जिल्ला मध्यपुर ठिमी नगरपालिका वडा नं१५ .	50,00,000	39,00,000	ENGLISH LANGUAGE 300 NOS.	18
242	MR. MINTSEV VALERII (RUSSIA), MR. VEDENEV IVAN (RUSSIA), MR. KADIUK STEPAN (RUSSIA), MS. BELONOSOVA TATIANA	ALL TIME TRAINING INSTITUTE PVT. LTD.	काठमाडौं जिल्ला काठमाण्डौ महानगरपालिका वडा नं१७ .	2,50,00,000	2,20,00,000	ENGLISH 100 NOS, RUSSIAN 100 NOS., KOREAN 100	22

S.N.	Owner's Name	Company Name	Address	Total Capital	Fixed Capital	Product & Annual Capacity	Employment
	(RUSSIA), MS. KOSENKO OLGA (RUSSIA)					NOS., CHINESE 100 NOS	
243	MR. ASIF MASOOD MIR (PAKISTAN), MR. ZENG AHIXUE (CHINA (MAINLAND)), MR. MD OHIDUR RAHMAN (PAKISTAN), MR. YANG YAJUN (CHINA (MAINLAND))	UNITED PRIME DEVELOPMENT PVT. LTD.	ललितपुर जिल्ला धापाखेल गा .स.वि. २ .वडा नं	2,00,00,000	1,70,00,000	SOFTWARE DEVELOPMENT 150 PACKAGE, WEBPAGE DEVELOPMENT 150 PACKAGE	60
244	MR. BRITON ANTHONY STENDER (USA), MR. CARSON CARTER COOK (USA)	STENCO PAYMENTS PVT. LTD.	काठमाडौं जिल्ला तिनथाना गा .स.वि. ७ .वडा नं	1,00,00,000	80,00,000	CALL CENTER SERVICE 500 CLIENTS	65
245	श्री सेवा प्रा .लि. (नेपाल)	MAITRIYA AWAS PVT. LTD.	ललितपुर जिल्ला ललितपुर उप महानगरपालिका वडा नं३ .	##### #####	##### ###	निर्माण सम्बन्धी कार्य 170000 0000 रूपैया बराबरको	157
246	M/S CENTUM LEARNING LIMITED (INDIA), M/S V.G. EDUCATION FOUNDATION PVT. LTD. (NEPAL)	CENTUM LEARNING PVT. LTD.	भक्तपुर जिल्ला मध्यपुर ठिमी नगरपालिका वडा नं११ .	5,00,00,000	4,49,55,000	CAPACITY BUILDING TRAINING 5000 PERSONS, MANAGEMENT TRAINING 5000 PERSONS,	25

S.N.	Owner's Name	Company Name	Address	Total Capital	Fixed Capital	Product & Annual Capacity	Employment
						TECHNICAL VOCATIONAL EDUCATION & TRAINING 20000 PERSONS, TRAINING MONITORING 5000 PERSONS	
247	MS. YU CHEN (CHINA (MAINLAND))	TRIBUTE ADVERTISING PVT. LTD.	काठमाडौं जिल्ला काठमाण्डौ महानगरपालिका वडा नं२९ .	50,00,000	24,84,000	ADVERTISEMENT MATERIALS PRODUCTION AND ADVERTISING AGENCY 80 NOS.	10
248	MR. HAK JIN CHUN (SOUTH KOREA)	GLOBAL LEADERSHIP TRAINING CENTER PVT. LTD.	ललितपुर जिल्ला ललितपुर उप महानगरपालिका वडा नं३ .	50,00,000	43,00,000	MANAGEMENT AND CAREER SKILL TRAINING 600 NOS.	29
249	श्री भाष्कर ठाकुर समेत (नेपाल)	NBOT POWER CAPINVESTO LIMITED	ललितपुर जिल्ला ललितपुर उप महानगरपालिका वडा नं१० .	5,00,00,000	4,40,00,000	निर्माण सम्बन्धी कार्य ८,००,००,००० रूपैया	65

S.N.	Owner's Name	Company Name	Address	Total Capital	Fixed Capital	Product & Annual Capacity	Employment
						बराबरको	
250	MR. LIU ZHEN (CHINA (MAINLAND)), MS. FEI GAO (CHINA (MAINLAND))	GLOBAL INTERNATIONAL CARGO PVT. LTD.	काठमाडौं जिल्ला काठमाण्डौ महानगरपालिका वडा नं२९ .	1,50,00,000	1,37,00,000	INTERNATIONAL CARGO HANDLING 2500 MT	21
251	MR. SONG YUN (CHINA (MAINLAND)), MR. GUO YONG JI (CHINA (MAINLAND)), MS. LOU YING (CHINA (MAINLAND)), MR. LYU CUNKUAN (CHINA (MAINLAND)), MS. ZHOU XIAO QIU (CHINA (MAINLAND))	JIA MEI MUSIC TRAINING CENTER PVT. LTD.	ललितपुर जिल्ला सैवु भैंसेपाटी गार .वडा नं .स.वि.	2,50,00,000	2,30,00,000	MUSIC TRAINING 600 NOS	30
252	M/S GLOBAL SOUTH SERVICE INC. (USA)	HIMALAY TECHNOLOGY SOLUTION PVT. LTD.	ललितपुर जिल्ला ललितपुर उप महानगरपालिका वडा नं१३ .	50,00,000	37,50,000	BOOKS 100 NOS, ADVERTISEMENT MATERIALS 100 NOS	15
253	M/S ALTAI HIMALAYA (SWITZERLAND)	ALTAI HIMALAYA WORKSHOP PVT. LTD. BRANCH-3	सोलुखुम्बु जिल्ला सल्लेरी गा .स.वि. २ .वडा नं	10,00,00,000	9,75,00,000	SKILL DEVELOPMENT TRAINING 100 NOS	39
254	M/S PYRO NETWORK PVT. (INDIA)	PYRO NETWORKS PVT. LTD.	काठमाडौं जिल्ला काठमाण्डौ महानगरपालिका वडा नं४ .	50,00,000	42,00,000	SOFTWARE DEVELOPMENT 50 PACKAGE	28

S.N.	Owner's Name	Company Name	Address	Total Capital	Fixed Capital	Product & Annual Capacity	Employment
255	MRS. HOI CHING CHUNG (CHINA (MAINLAND)), HIS HOLINESS BHUPATI BAZRA LAMA (NEPAL)	BUDDHALAND CONSTRUCTION PVT. LTD.	काठमाडौं जिल्ला काठमाण्डौ महानगरपालिका वडा नं६ .	4,90,00,000	3,82,00,000	CONSTRUCTION SERVICE FOR INFRASTRUCTURE DEVELOPMENT 950000 00 RS.	81
256	MS. TAO GUAN YING (CHINA (MAINLAND)), MR. STEPAN MUSHAROV (RUSSIA), MS. QUN ZONG (CHINA (MAINLAND)), MR. NING TAO (CHINA (MAINLAND)), MS. BAO GUI RONG (CHINA (MAINLAND))	SHUN LEE LANGUAGE TRAINING PVT. LTD.	ललितपुर जिल्ला ललितपुर उप महानगरपालिका वडा नं३ .	2,50,00,000	2,20,00,000	CHINESE LANGUAGE 450 NOS., RUSIAN LANGUAGE 450 NOS	40
257	MR. PETER KWANG SEONG KIM (USA)	CHARIKOT MODERN LANGUAGE INSTITUTE PVT. LTD.	दोलखा जिल्ला भिमेश्वर नगरपालिका वडा नं१० .	50,00,000	35,00,000	ENGLISH LANGUAGE TRAINING 600 NOS	25
258	M/S SEEOLOGIC LIMITED (UK)	SEEOLOGIC INTERNATIONAL PVT. LTD.	काठमाडौं जिल्ला काठमाण्डौ महानगरपालिका वडा नं१० .	82,00,000	80,00,000	SOFTWARE DEVELOPMENT 150 PACKAGE	42
259	M/S LANGFANG CITY MINGHENG CONSTRUCTION & INSTALLATION CO. LTD. (CHINA	LANGFANG CITY MINGHENG CONSTRUCTION AND INSTALLATION NEPAL PVT. LTD.	ललितपुर जिल्ला ललितपुर उप महानगरपालिका वडा नं८ .	4,50,00,000	3,40,00,000	CONSTRUCTION SERVICE 980000 00 RS.	67

S.N.	Owner's Name	Company Name	Address	Total Capital	Fixed Capital	Product & Annual Capacity	Employment
	(MAINLAND))						
260	MR. JORDAN MCLAIN PECK (USA), MR. ARNOLD MARVIN HOOKER (USA)	LOGOS INTERNATIONAL INSTITUTE OF LANGUAGE LEARNING PVT. LTD.	काठमाडौं जिल्ला काठमाण्डौ महानगरपालिका वडा नं७ .	1,00,00,000	72,00,000	ENGLISH LANGUAGE TRAINING 350 NOS.	22
261	MR. MILAN THAPA (NEPAL), MR. HIROSHI OZAWA (JAPAN)	NORLING ORLEANS PVT. LTD.	काठमाडौं जिल्ला काठमाण्डौ महानगरपालिका वडा नं३० .	1,00,00,000	85,00,000	RESTAURANT 100 SEATS	28
262	श्री कैलास प्रसाद सिरोहिया (नेपाल), श्री स्वस्तिका सिरोहिया (नेपाल)	KANTIPUR PUBLICATION PVT. LTD. (BRANCH-2)	मोरङ्ग जिल्ला विराटनगर उप महानगरपालिका वडा नं४ .	4,97,50,000	4,38,00,000	NEWSPAPER AND MAGAZINE 37652000 M.T.	33
263	श्री कैलास प्रसाद सिरोहिया (नेपाल), श्री स्वस्तिका सिरोहिया (नेपाल)	KANTIPUR PUBLICATION PVT. LTD. (BRANCH-3)	बाँके जिल्ला नेपालगंज नगरपालिका वडा नं .२४	4,95,00,000	4,50,40,000	NEWSPAPER AND MAGAZINE 33323000 M.T.	13
264	श्री जलेश्वर हाउजिड प्रा .लि. समेत	JALESHWOR SHWOCHHANDA BIKOI BUILDERS PVT. LTD.	काठमाडौं जिल्ला काठमाण्डौ महानगरपालिका वडा नं३२ .	55,00,00,000	49,41,00,000	निर्माणसम्बन्धी कार्य) हाइड्रोपावर, सडक, कर्मशियल कम्प्ले	157

S.N.	Owner's Name	Company Name	Address	Total Capital	Fixed Capital	Product & Annual Capacity	Employment
						क्स, पूल आदि -(७३,००,० ०,००० रूपैया बराबरको	
265	MR. GUIDO VAN DE GRAAF (NETHERLANDS)	ACCO SOLUTIONS PVT. LTD.	काठमाडौं जिल्ला काठमाण्डौ महानगरपालिका वडा नं१५ .	50,00,000	43,00,000	SOFTWARE DEVELOPMENT 50 PACKAGE	24
266	MR. ROBERT ROYEE HART (USA)	FIRST IMPRESSION PVT. LTD.	चितवन जिल्ला भरतपुर नगरपालिका वडा नं६ .	50,00,000	40,00,000	LANGUAGE TRAINING 150 NOS., MANAGEMENT & CAREER SKILL TRAINING 150 NOS.	19
267	MS. ZOU JING (CHINA (MAINLAND)), MS. CHENG XIAO LAN (CHINA (MAINLAND)), MR. SUN ZHI MING (CHINA (MAINLAND)), MR. NING XIAO LIN (CHINA (MAINLAND)), MR. WEI WEN ZHONG (CHINA (MAINLAND))	HONG YUN INTERNATIONAL CARGO PVT. LTD.	ललितपुर जिल्ला ललितपुर उप महानगरपालिका वडा नं३ .	2,50,00,000	2,00,00,000	INTERNATIONAL CARGO HANDLING 9000 MT	32

S.N.	Owner's Name	Company Name	Address	Total Capital	Fixed Capital	Product & Annual Capacity	Employment
268	MS. HU XI TING (CHINA (MAINLAND)), MR. HUANG JIANWEN (CHINA (MAINLAND)), MR. WAN QUAN (CHINA (MAINLAND)), MS. SUO LAN WANG QING (CHINA (MAINLAND)), MS. HEDVIG SOFIA ELISABET, PETTERSOON (SWEDEN)	JIN BAO INTERNATIONAL CARGO PVT. LTD.	ललितपुर जिल्ला ललितपुर उप महानगरपालिका वडा नंर .	2,50,00,000	2,00,00,000	INTERNATIONAL CARGO HANDLING 8500 MT	35
269	M/S E9VISA DAEBU CO. LTD. (SOUTH KOREA)	ENINEVISA NEPAL PVT. LTD.	काठमाडौं जिल्ला काठमाण्डौ महानगरपालिका वडा नंर .	1,00,00,000	80,00,000	KOREAN LANGUAGE TRAINING 1600 NOS., CARRER SKILLS DEVELOPMENT TRAINING 500 NOS	8
270	MR. JIN XIAODONG (CHINA (MAINLAND)), MR. MU HONGJIANG (CHINA (MAINLAND)), MR. ZHANG SHENG (CHINA (MAINLAND)), MS. XU TIEBING (CHINA (MAINLAND)), LI JIANING (CHINA (MAINLAND)), ZHANG YAN	TIAN TIAN SOFTWARE DEVELOPMENT PVT. LTD.	काठमाडौं जिल्ला काठमाण्डौ महानगरपालिका वडा नं१६ .	3,50,00,000	3,00,00,000	SOFTWARE DEVELOPMENT 210 PACKAGE	130

S.N.	Owner's Name	Company Name	Address	Total Capital	Fixed Capital	Product & Annual Capacity	Employment
	(CHINA (MAINLAND)), NIMAJIANGEUN (CHINA (MAINLAND))						
271	MS. CADY ANN ALLION (USA), MS. MAILA SATTAR (BANGLADESH)	C.N.C. CARGO PVT. LTD.	काठमाडौं जिल्ला काठमाण्डौ महानगरपालिका वडा नं३ .	1,00,00,000	88,00,000	INTERNATIONAL CARGO HANDLING 2400 MT	21
272	MR. XIANG PING YONG (CHINA (MAINLAND)), MS. CHEN YI SAI (CHINA (MAINLAND)), MR. YANG HUA (CHINA (MAINLAND))	XIN ZHI BOOKS CHINESE CLASSROOM PVT. LTD.	काठमाडौं जिल्ला काठमाण्डौ महानगरपालिका वडा नं३१ .	1,50,00,000	1,20,00,000	SOFTWARE TRAINING 400 NOS., CHINESE LANGUAGE 300 NOS, MUSIC TRAINING 200 NOS	45
273	MS. CORALIE JENNER (USA)	ADVENTURISTS SPORTS AND ACUPUNCTURE CENTER PVT. LTD.	कास्की जिल्ला पोखरा उप महानगरपालिका वडा नं६ .	1,00,00,000	80,00,000	HOSPITAL 16 BEDS, O.P.D. SERVICE 12900 CASES	23
274	Himalayan Tiger Foundation	TIGER INVESTMENT PVT. LTD.	बर्दिया जिल्ला ठाकुरद्धारा गा३ .वडा नं .स.वि.	78,60,000	74,00,000	MICROSCOPIC TEST 300 NOS., MORPHOLOGICAL TEST 500 NOS.	16

S.N.	Owner's Name	Company Name	Address	Total Capital	Fixed Capital	Product & Annual Capacity	Employment
275	M/S ONLINE VENTURES HOLDING AS (NORWAY)	PROUD I.T. PVT. LTD.	काठमाडौं जिल्ला काठमाण्डौ महानगरपालिका वडा नं१० .	1,00,00,000	85,00,000	SOFTWARE DEVELOPMENT (INCLUDING WEB DESIGNING APPLICATIONS AND OTHER, MOBILE SOFTWARE DEVELOPMENT) 240 PACKAGE	40
276	MR. JAMES BRAD WILSON (USA)	INTERNET TECHNOLOGY COLLECTIVE NEPAL PVT. LTD.	ललितपुर जिल्ला ललितपुर उप महानगरपालिका वडा नं२२ .	50,00,000	40,00,000	SOFTWARE DEVELOPMENT 60 PACKAGE, WEBPAGE DESIGN 90 PACKAGE	14
277	MR. XIA NXIAGMIN (CHINA (MAINLAND))	SURYA PRAKASH CONSTRUCTION PVT. LTD.	काठमाडौं जिल्ला काठमाण्डौ महानगरपालिका वडा नं४ .	1,00,00,000	64,60,000	CONSTRUCTION SERVICE FOR INFRASTRUCTURE BUILDINGS, BUSINESS COMPLE	0

S.N.	Owner's Name	Company Name	Address	Total Capital	Fixed Capital	Product & Annual Capacity	Employment
						X, ROAD, BRIDGE HYDROPOWER, IRRIGATION 710000 00 RS.	
278	MS. LISA ALESSANDRA GAUTSCHI (USA)	ISHA INSTITUTE PVT. LTD.	ललितपुर जिल्ला ललितपुर उप महानगरपालिका वडा नं३ .	50,00,0 00	40,00,0 0	PERSONAL DEVELOPMENT TRAINING 500 NOS	0
279	MR. YONG HUN PARK (SOUTH KOREA)	MENTOR KOREAN INSTITUTE PVT. LTD.	काठमाडौं जिल्ला काठमाण्डौ महानगरपालिका वडा नं१० .	1,50,00, 000	1,37,00,0 00	KOREAN LANGUAGE TRAINING 650 NOS, ENGLISH LANGUAGE TRAINING 50 NOS, NEPALI LANGUAGE TRAINING 50 NOS, MUSIC TRAINING 50 NOS	0
280	MR. LI CHUANXUN (CHINA (MAINLAND)), MR. LU HONGXIANG (CHINA	CHUANXUN LANGUAGE CENTRE PVT. LTD.	ललितपुर जिल्ला ललितपुर उप महानगरपालिका वडा नं२ .	3,50,00, 000	3,10,00,0 00	CHINESE LANGUAGE TRAINING 500 NOS,	0

S.N.	Owner's Name	Company Name	Address	Total Capital	Fixed Capital	Product & Annual Capacity	Employment
	(MAINLAND)), MR. CHILIELANGJIE (CHINA (MAINLAND)), MR. DATACIREN (CHINA (MAINLAND)), MR. HOU DONGXING (CHINA (MAINLAND)), MS. NATALIA KRYVOLAPCHUK (UKRAINE), MR. NATHAN TYLER REID (CANADA)					ENGLISH LANGUAGE TRAINING 500 NOS	
281	MR. TU XINYONG (CHINA (MAINLAND)), MS. CHUNYI FENG (CHINA (MAINLAND)), MR. TU XINHAO (CHINA (MAINLAND)), MR. GUO JINGJING (CHINA (MAINLAND)), MS. WULANTUYA (CHINA (MAINLAND))	FOREST HORSE INTERNATIONAL CARGO PVT. LTD.	काठमाडौं जिल्ला काठमाण्डौ महानगरपालिका वडा नं३० .	2,50,00, 000	2,00,00,0 00	INTERNATIONAL CARGO HANDLING 900 MT	0
282	MR. ARNE BANJAMIN SAB (GERMANY), MS. ZHAO SHIMENG (CHINA (MAINLAND))	NINENINEONE INTERNATIONAL CARGO PVT. LTD.	चितवन जिल्ला रत्ननगर नगरपालिका वडा नं१७ .	2,00,00, 000	1,60,00,0 00	INTERNATIONAL CARGO HANDLING 1000 MT	0
283	M/S MULTISOURCING LIMITED (BANGLADESH), AD FACTOR COMMUNICATION	MULTI SOURCING NEPAL PVT. LTD.	काठमाडौं जिल्ला काठमाण्डौ महानगरपालिका वडा नं५ .	1,00,00, 000	84,00,00 0	SOFTWARE DEVELOPMENT 50 PACKAG	50

S.N.	Owner's Name	Company Name	Address	Total Capital	Fixed Capital	Product & Annual Capacity	Employment
	HOUSE OF MEDIA PVT. LTD. (NEPAL)					E, WEBPAGE DESIGN 50 NOS, ICT VALUE ADDED SERVICES 10000 NOS	
284	MR. MEI YUN (CHINA (MAINLAND)), MR. WU CHAOSHENG (CHINA (MAINLAND)), MR. HONGTAO YANG (CHINA (MAINLAND))	SOUVENIR INTERNATIONAL CARGO PVT. LTD.	काठमाडौं जिल्ला काठमाण्डौ महानगरपालिका वडा नं२९ .	2,00,00,000	1,60,00,000	INTERNATIONAL CARGO HANDLING 9000 MT	45
285	MS. TEASOON KIM (SOUTH KOREA), MR. JOONG LIM CHOI (SOUTH KOREA), MR. SUNGDO JEAN (SOUTH KOREA)	JOYFUL ACADEMY DOLAKHA PVT. LTD.	दोलखा जिल्ला भिमेश्वर नगरपालिका वडा नं१० .	1,50,00,000	1,35,00,000	KOREAN LANGUAGE 600 PERSONS, COMPUTER TRAINING 600 PERSONS	25
286	MR. SAMUEL SAMUEL (ISRAEL), MR. RAJESH GAUTAM (NEPAL)	GAUTAM INTERNATIONAL LANGUAGE CENTRE PVT. LTD.	काठमाडौं जिल्ला काठमाण्डौ महानगरपालिका वडा नं३४ .	1,00,00,000	72,00,000	ENGLISH LANGUAGE TRAINING 180 NOS, HEBREW LANGUAGE TRAINING 180	17

S.N.	Owner's Name	Company Name	Address	Total Capital	Fixed Capital	Product & Annual Capacity	Employment
						NOS	
287	MS. SUNGJA JUNG (SOUTH KOREA), MR.JONG HOON KIM (SOUTH KOREA), MR. BALARAM BISWOKARMA (NEPAL)	S.D.A. LANGUAGE INSTITUTE PVT. LTD.	मकवानपुर जिल्ला हेटौडा नगरपालिका वडा नं३ .	1,50,00,000	1,30,00,000	KOREAN LANGUAGE TRAINING 300 NOS, ENGLISH LANGUAGE 200 NOS	22
288	M/S FAZALDIN TRADE SOLICITORS INTERNATIONAL PVT. LTD. (PAKISTAN)	FTS INTERNATIONAL PVT. LTD.	ललितपुर जिल्ला ललितपुर उप महानगरपालिका वडा नं१५ .	1,00,00,000	21,00,000	CONSTRUCTION (PREFABRICATED BUILDINGS (SHELTER)) 6000 NOS	26
289	MS. YUXIAO ZHOU (CHINA (MAINLAND)), MR. PASHUPATI DHUNGEL (NEPAL), MR. RAJAN SHRESTHA (NEPAL)	HYDRO CARE PVT. LTD.	ललितपुर जिल्ला बज्रवराही न .पा. ७ .वडा नं	1,00,00,000	85,00,000	MAINTENANCE OF MECHANICAL AND ELECTRICAL COMPONENT OF HYDROPOWER 1800 JOBS	0
290	MR. KENTARO ISHIZAKI (JAPAN)	NORTHEN LIGHTS PVT. LTD.	ललितपुर जिल्ला महालक्ष्मी नगरपालिका वडा नं१५ .	50,00,000	43,00,000	SOFTWARE DEVELOPMENT 60 PACKAG	14

S.N.	Owner's Name	Company Name	Address	Total Capital	Fixed Capital	Product & Annual Capacity	Employment
						E, WEBSITE DEVELOPMENT 60 PACKAGE	
291	MR. MOTIUR RAHMAN (BANGLADESH), MR. ISWOR LIMICHHANE (NEPAL)	EVEREST FLYERS PVT. LTD.	कास्की जिल्ला पोखरा उप महानगरपालिका वडा नं७ .	1,27,00,000	1,05,00,000	AVIATION SERVICE 1527 FLIGHTS	9
292	MS. KELLY MICHELLE COOPER (USA)	COOPER HOSPITALITY PVT. LTD.	कास्की जिल्ला पोखरा उप महानगरपालिका वडा नं८ .	50,00,000	41,00,000	MANAGEMENT AND CAREER SKILL TRAINING 200 NOS, LANGUAGE TRAINING 100 NOS	19
293	MR. VAHID NIKZAMIR (IRAN), MR. KEYKAVOOS GERAMINEJAD (IRAN)	ETHANIC MUSIC COOPERATION PVT. LTD.	कास्की जिल्ला पोखरा उप महानगरपालिका वडा नं२६ .	1,00,00,000	90,00,000	MUSIC TRAINING 400 NOS	19
294	MR. REZAIDI BIN BEESIE (MALAYSIA)	NEPA CULTURAL INSTITUTE PVT. LTD.	ललितपुर जिल्ला ललितपुर उप महानगरपालिका वडा नं२ .	50,00,000	40,00,000	MANAGEMENT AND CAREER SKILL TRAINING (PERSONAL DEVELOPMENT, GOAL SETTING)	15

S.N.	Owner's Name	Company Name	Address	Total Capital	Fixed Capital	Product & Annual Capacity	Employment
						SKILL, STRESS MANAGEMENT, TIME MANAGEMENT 400 NOS	
295	MR. PETER ALAN CLARK (AUSTRALIA), MR. ALBERT HOROWITZ (USA)	COMMUNITY CONCEPTS PVT. LTD.	ललितपुर जिल्ला ललितपुर उप महानगरपालिका वडा नं० .	1,00,00,000	90,00,000	MANAGEMENT AND CAREER SKILL TRAINING (SUCH AS PERSONAL DEVELOPMENT, GOAL SETTING SKILL, ASSERTIVE SKILL, STRESS MANAGEMENT, BUSINESS MANAGEMENT AND KNOWLEDGE MANAGEMENT) 300 NOS	21
296	MR. GAO XIN ZHENG (CHINA (MAINLAND)), MR. LIN ZENG YAN (CHINA (MAINLAND)), MR. LI GAOJIAN	MILDLY DEVELOPMENT PVT. LTD.	ललितपुर जिल्ला ललितपुर उप महानगरपालिका वडा नं३ .	2,00,00,000	1,70,00,000	SOFTWARE DEVELOPMENT 150 PACKAGE,	60

S.N.	Owner's Name	Company Name	Address	Total Capital	Fixed Capital	Product & Annual Capacity	Employment
	(CHINA (MAINLAND)), MR. MENNAN KARACA (TURKEY)					WEBSITE DEVELOPMENT 150 PACKAGES	
297	श्री मिन अग्रवाल (नेपाल)	FAIR AUTO INDUSTRIES PVT. LTD.	बारा जिल्ला लिपनीमाल गाट .वडा नं .स.वि.	4,72,00,000	3,10,00,000	ब्याट्रीबाट चलने तीन पाङ्ग्रे-ई) (रिक्सा एसेम्बलिङ १००० गोटा	35
298	MR. CEN XUE XING (CHINA (MAINLAND)), MR. YE JUN (CHINA (MAINLAND)), MR. ZHOU YANG (CHINA (MAINLAND)), MR. WU SONG LIN (CHINA (MAINLAND)), MR. LIN XIAO LI (CHINA (MAINLAND))	ZHI HUI LANGUAGE AND MUSIC TRAINING INSTUTE PVT. LTD.	ललितपुर जिल्ला ललितपुर उप महानगरपालिका वडा नंर .	2,50,00,000	2,10,00,000	COMPUTER TRAINING 500 NOS, LANGUAGE TRAINING 300 NOS, MUSIC TRAINING 200 NOS	50
299	MS. LI XINHUA (CHINA (MAINLAND))	HUA BO MINING COMPANY PVT. LTD.	ललितपुर जिल्ला कार्यविनायक न .पा. ८ .वडा नं, भैसेपाटी	3,00,00,000	2,20,00,000	FEASIBILITY STUDY 3 SITE	45
300	MR. WANG YAN (CHINA (MAINLAND)), MS. MA XIAO QING (CHINA	XIN YU HANDLING CARGO COMPANY PVT. LTD.	ललितपुर जिल्ला ललितपुर उप महानगरपालिका वडा नं३ ., धोविघाट	2,50,00,000	2,00,00,000	CARGO HANDLING 6000 MT	0

S.N.	Owner's Name	Company Name	Address	Total Capital	Fixed Capital	Product & Annual Capacity	Employment
	(MAINLAND)), MR. DU ZHI YU (CHINA (MAINLAND)), MR. LI LI (CHINA (MAINLAND)), MR. LI CHENG ZHOU (CHINA (MAINLAND))						
301	MS. LI XIA (CHINA (MAINLAND)), MS. SUN ZHI MIN (CHINA (MAINLAND)), MR. YU DI (CHINA (MAINLAND)), MR. JIA KE (CHINA (MAINLAND)), MS. OVECHKINA VIKTORIIA (RUSSIA)	DANG DANG LANGUAGE TRAINING INSTITUTE PVT. LTD.	ललितपुर जिल्ला ललितपुर उप महानगरपालिका वडा नं३ .	2,50,00, 000	2,20,00,0 00	CHINESE LANGUA GE 500 NOS, RUSSIA N LANGUA GE 500 NOS	35
302	MR. HUANG JIN LONG (CHINA (MAINLAND)), MR. HUANG CHUN FENG (CHINA (MAINLAND)), MR. LI CAO WEN (CHINA (MAINLAND)), MS. LIU SHAN SHAN (CHINA (MAINLAND)), MS. LI SHOU YUN (CHINA (MAINLAND))	TONG DA INTERNATIONAL CARGO COMPANY PVT. LTD.	काठमाडौं जिल्ला काठमाण्डौ महानगरपालिका वडा नं२९ .	2,50,00, 000	2,00,00,0 00	CARGO HANDLI NG 8500 MT	35
303	MS. YUAN JIAMIN (CHINA (MAINLAND)), MS. SONG MIN (CHINA (MAINLAND)), MR. LI ZHONGCHAO (CHINA	XIN LAI MINING COMPANY PVT. LTD.	ललितपुर जिल्ला ललितपुर उप महानगरपालिका वडा नं३ .	2,50,00, 000	1,80,00,0 00	CARRY OUT FEASIBIL ITY STUDY AND PROSPE CTING	40

S.N.	Owner's Name	Company Name	Address	Total Capital	Fixed Capital	Product & Annual Capacity	Employment
	(MAINLAND)), MR. WANG SHAOQING (CHINA (MAINLAND)), MR. KUANG JIAN (CHINA (MAINLAND))					WORKS FOR PLACER GOLD MINES 3 SITES	
304	MR. LEE HYOUNG HO (SOUTH KOREA)	LEE LANGUAGE AND COMPUTER INSTITUTE PVT. LTD.	काठमाडौं जिल्ला टोखा नगरपालिका वडा नं० .	50,00,0 00	40,00,00 0	ENGLIS H LANGUA GE 100 NOS, JAPANIE S LANGUA GE 100 NOS, KOREAN LANGUA GE 100 NOS, COMPU TER TRAININ G 100 NOS	22
305	MR. HUGH LEE (USA), MR. JAMES HEUIMYUNG HUGHES LEE (USA)	TOP LANGUAGE AND INSTITUTE PVT. LTD.	काठमाडौं जिल्ला काठमाण्डौ महानगरपालिका वडा नं१४ .	1,00,00, 000	70,00,00 0	ENGLIS H LANGUA GE 100 NOS, KOREAN LANGUA GE TRAININ G 100 NOS, BASIC COMPU TER TRAININ G 100 NOS	22

S.N.	Owner's Name	Company Name	Address	Total Capital	Fixed Capital	Product & Annual Capacity	Employment
306	MR. KISOO PARK (SOUTH KOREA)	MI JA LANG KOREAN LANGUAGE PVT. LTD.	कास्की जिल्ला पोखरा उप महानगरपालिका वडा नं४ .	50,00,000	43,00,000	KOREAN LANGUAGE TRAINING 600 NOS	20
307	श्री गोपालकृष्ण कोइराला (नेपाल)	SRI GANGA MINING COMPANY PVT. LTD.	कैलाली जिल्ला	4,00,000	3,10,000	PLACER GOLD MINES को संभाव्यता अध्ययन गरी खोजतलास २ साइट	50
308	श्री राजेन्द्र शाक्य (नेपाल), श्री देनी शाक्य (नेपाल)	TOWA ENGINEERING NEPAL PVT. LTD.	ललितपुर जिल्ला ललितपुर उप महानगरपालिका वडा नं१० .	3,40,000	3,10,000	BUSINESS PROCESS OUTSOURCING 600 PACKAGES	60
309	M/S MEDCOMIND LLC (USA), M/S MEDIUM HEALTH CARE AND MULTIPURPOSE PVT. LTD (NEPAL)	MDEV SOLUTIONS PVT. LTD.	काठमाडौं जिल्ला काठमाण्डौ महानगरपालिका वडा नं४ .	1,00,000	86,00,000	SOFTWARE DEVELOPMENT 80 PACKAGES	44
310	MR. KIBYUNG NAM (SOUTH KOREA)	MIRAE ECO NEPAL PVT. LTD.	काठमाडौं जिल्ला तिनथाना गा .स.वि. २ .वडा नं	60,00,000	54,00,000	AUTOMOTIVE BATTERIES RECHARGING SERVICE 9000 NOS.	9

S.N.	Owner's Name	Company Name	Address	Total Capital	Fixed Capital	Product & Annual Capacity	Employment
311	M/S BRAHMANANDA SARASWATI YAGYA FOUNDATION (USA)	MAHARISHI VEDI INSTITUTE PVT. LTD.	काठमाडौं जिल्ला काठमाण्डौ महानगरपालिका वडा नं३३ .	21,50,0 0,000	20,60,00, 000	LANGUA GE TRAININ G (SANSKR IT, HINDI & NEPALI) 3000 NOS	61
Construction							
312	श्री उपेन्द्र महतो सुडी (नेपाल)	M.G. HOUSING PVT. LTD.	ललितपुर जिल्ला सैवु भैंसेपाटी गा.वडा नं .स.वि. ६	24,30,0 0,000	13,30,00, 000	RESIDENTI AL INDIVIDU AL HOUSE 1,10,000 SQ. FT., COMMER CIAL FLAT 82,500 SQ. FT., COMMER CIAL COMPLEX BUILDING 19,767 SQ. FT.	87
313	MR. SANG JUNTING (CHINA (MAINLAND))	CHINA BIG HOTEL PVT. LTD.	काठमाडौं जिल्ला काठमाण्डौ महानगरपालिका वडा नं६ .	10,00,0 0,000	9,80,00,0 00	COMMER CIAL BUILDING 13000 SQ. FT.	25
314	श्री उपेन्द्र महतो सुडी (नेपाल)	M.G. INFRA PVT. LTD.	ललितपुर जिल्ला सैवु भैंसेपाटी गा.वडा नं .स.वि.	24,00,0 0,000	10,20,00, 000	INDEPEND ENT HOUSES 30 NOS., HIGH RISE APARTME NT 20000 SQ. FT., COMMER CIAL	80

S.N.	Owner's Name	Company Name	Address	Total Capital	Fixed Capital	Product & Annual Capacity	Employment
						COMPLEX BUILDING 25000 SQ. FT.	
315	श्री तारानाथ उपाध्याय (नेपाल)	BANDIPUR CABLE CAR PVT. LTD.	तनहुँ जिल्ला बन्दिपुर गा .स.वि. ३ .वडा नं	30,00,00,000	29,30,00,000	यात्रु (केबलकार सेवाको दुरी५९७ .१- .किमी (. ३९६००० जना	32
316	श्री रामकाजी पौडेल (नेपाल), श्री दिनेश पौडेल (नेपाल), श्री रूपक धिताल (नेपाल), श्री उद्धव शिवाकोटी (नेपाल)	DUGUNAGADI MONORAIL COMPANY PVT. LTD.	सिन्धुपाल्चोक जिल्ला तातोपानी गा७ .वडा नं .स.वि.	23,00,00,000	22,57,45,000	यात्रु (रेल संचालन हुने दुरी- ५९७ .१ .किमी (. १५९२६४ जना	20
317	श्री विमला देवी सर्राफ (नेपाल), श्री हिमांशु शेखर जयसवाल (नेपाल)	BENEVOLENT RENTAL AND INVESTMENT COMPANY PVT. LTD.	काठमाडौं जिल्ला काठमाण्डौ महानगरपालिका वडा नं९ .	11,00,00,000	6,78,00,000	INDEPENDENT HOUSES - 30 NOS (60000 SQ.FT.), HIGH RISE APARTMENT (20,000 SQ.FT.), COMMERCIAL COMPLEX BUILDING (25000 SQ.FT.)	80
Tourism							

S.N.	Owner's Name	Company Name	Address	Total Capital	Fixed Capital	Product & Annual Capacity	Employment
318	MS. TARIC CECILE ANNE (SWITZERLAND)	TARIC RESTAURANT PVT. LTD.	काठमाडौं जिल्ला काठमाण्डौ महानगरपालिका वडा नं२९ .	50,00,000	39,00,000	RESTAURANT 52 SEATS	30
319	MS. QIAO QI (CHINA (MAINLAND))	MAHIMA GUEST HOUSE PVT. LTD.	मोरङ्ग जिल्ला विराटनगर उप महानगरपालिका वडा नं१६ .	50,00,000	43,00,000	HOTEL 22 BEDS	22
320	MS. LAURA ANOUK NAF (SWITZERLAND), MS. THEAVY UY (CAMBODIA), MR. BIMBOIRE BAZUS MARC (FRANCE)	LAURA RESTAURANT PVT. LTD.	ललितपुर जिल्ला ललितपुर उप महानगरपालिका वडा नं२ .	1,50,00,000	1,20,00,000	RESTAURANT 100 SEATS	35
321	MR. RASHID MD ABDUR (BANGLADESH), MS. SHIN SONGHEE (SOUTH KOREA), MR. TOPMAN THEO (NETHERLANDS)	TOPMAN HOTEL & RESTAURANT PVT. LTD.	ललितपुर जिल्ला ललितपुर उप महानगरपालिका वडा नं२ .	1,50,00,000	1,30,00,000	HOTEL 30 BEDS, RESTAURANT 40 SEATS	35
322	MS. LEE JINKYUNG (SOUTH KOREA)	MAY. BE. RESTAURANT AND BAR PVT. LTD.	कास्की जिल्ला पोखरा उप महानगरपालिका वडा नं६ .	50,00,000	42,00,000	RESTAURANT 40 SEATS	14
323	MR. XIA XIAOMAO (CHINA (MAINLAND)), MR. SUN SHAOFEI (CHINA (MAINLAND)), MR. ZHENG ZHEN (CHINA (MAINLAND)), MR. TANG XIAOYONG (CHINA (MAINLAND)), MS. KAINO KEIKO (JAPAN), MR.	FARUK HOTEL & RESTAURANT PVT. LTD.	ललितपुर जिल्ला ललितपुर उप महानगरपालिका वडा नं३ .	3,00,00,000	2,50,00,000	HOTEL 40 BEDS, RESTAURANT 150 SEATS	50

S.N.	Owner's Name	Company Name	Address	Total Capital	Fixed Capital	Product & Annual Capacity	Employment
	GOLAM FARUK (BANGLADESH)						
324	श्री वालकृष्ण ध्वजु (नेपाल I)	HOTEL MYSTIC MOUNTAIN PVT. LTD.	काभ्रे जिल्ला वालुवापाटी देउपुर गा७ .वडा नं .स.वि.	24,00,0 0,000	22,20,00, 000	होटल 49 बेड, रेस्टुरेष्ट 60 सिट	55
325	MR. JIN BAJIZCUO (CHINA (MAINLAND)), MR. ZHOU QI (CHINA (MAINLAND)), MR. JIA XUQIAN (CHINA (MAINLAND)), MR. WANG PEILIANG (CHINA (MAINLAND)), MS. ALMANZA MARIA NICHOLE (USA), MR. MOZZHUKHIN VADIM (RUSSIA)	ALMANZA HOTEL & RESTAURANT PVT. LTD.	ललितपुर जिल्ला ललितपुर उप महानगरपालिका वडा नं३ .	3,00,00, 000	2,50,00,0 00	HOTEL 40 BEDS, RESTAU RANT 150 SEATS	50
326	MS. QIU YANNA (CHINA (MAINLAND)), MS. LI YUTING (CHINA (MAINLAND)), MR. LIAO XIAOWEI (CHINA (MAINLAND)), MR. SHI LUNLIANG (CHINA (MAINLAND)), MR. BERTRAN VILANOVA JULIA (SPAIN)	YU CAN TING PVT. LTD.	काठमाडौं जिल्ला काठमाण्डौ महानगरपालिका वडा नं२९ .	2,50,00, 000	2,05,00,0 00	RESTAU RANT 250 SEATS	46
327	श्री लक्ष्मी भट्ट समेत (नेपाल I)	HOTEL ARTS KATHMANDU PVT. LTD.	काठमाडौं जिल्ला काठमाण्डौ महानगरपालिका	10,00,0 0,000	9,13,00,0 00	होटल 48 शैया, रेस्टुरेष्ट	52

S.N.	Owner's Name	Company Name	Address	Total Capital	Fixed Capital	Product & Annual Capacity	Employment
			वडा नं२९ .			120 सिट	
328	MR. RIKI UMEKUBO (USA)	CANON GUEST HOUSE PVT. LTD.	ललितपुर जिल्ला ठैव गावडा .स.वि. ८ .नं	50,00,000	44,00,000	HOTEL 30 BEDS	13
329	श्री योगेश घिमिरे समेत (नेपाल I)	HOTEL THE LUMBINI NEPAL PVT. LTD.	रुपन्देही जिल्ला तिलोत्तमा नगरपालिका साविक टिकुलीगढ) (.स.वि.गा वडा नं६ .	25,00,000	24,00,000	होटल 98 शैया, रेष्टुरेष्ट 100 सिट	50
330	MR. MICHAEL JOHN WAKEFIELD (UK), MR. BABU RAM LAMA (UK), MR. AKKA LAMA (NEPAL), MR. BIMAL KUMAR NAHARKI (NEPAL), MR. PREM KRISHNA SHRESTHA (NEPAL)	HIMALAYAN HERITAGE RESORT PVT. LTD.	काभ्रे जिल्ला धुलिखेल नगरपालिका वडा नं२ .	10,00,000	9,50,00,000	HOTEL 49 BEDS, RESTAU RANT 70 SEATS	40
331	MR. PAVEL ERMILOV (RUSSIA), MS. ASHA GURUNG (NEPAL)	HOLY HIMALAYA RIVER VIEW PVT. LTD.	चितवन जिल्ला दारेचोक गा .स.वि. ३ .वडा नं	2,00,00,000	1,80,00,000	HOTEL 40 BEDS, RESTAU RANT 60 SEATS	40
332	MR. HUNG WEI CHEN (CHINA (TAIWAN))	COCO WAFFLE RESTAURANT PVT. LTD.	काठमाडौं जिल्ला काठमाण्डौ महानगरपालिका वडा नं२९ .	50,00,000	35,00,000	RESTAU RANT 75 SEATS	21
333	GLOBAL TECHNOLOGY & TM LTD (BRITISH VIRGIN ISLANDS)	G.T. & T. HOTEL PVT. LTD.	भक्तपुर जिल्ला	1,94,00,00,000	1,90,00,000	HOTEL, RESTAU RANT 300 SEATS	350

S.N.	Owner's Name	Company Name	Address	Total Capital	Fixed Capital	Product & Annual Capacity	Employment
334	MR. NIKOLAAS THEODOOR LEON SMEETS (BELGIUM), MS. UJJWAL SHRESTHA (NEPAL)	HOTEL MONGLA HILL TOP PVT. LTD.	काठमाडौं जिल्ला चपली भद्रकाली गा१ .वडा नं .स.वि.	1,00,00,000	80,00,000	HOTEL 30 BEDS, RESTAURANT 40 SEATS	30
335	MR. MANHAL ALI MOHAMMAD TOUSIS (JORDAN), DR. CHINTAMANI GAUTAM (NEPAL), MR. MOHAN SINGH KHADKA (NEPAL), MR. RAJAN SIMKHADA (NEPAL)	AMRIT RESORT PVT. LTD.	काठमाडौं जिल्ला महाकाल गा .स.वि. ५ .वडा नं	3,00,00,000	2,68,00,000	HOTEL 20 BEDS, RESTAURANT 70 SEATS	29
336	MR. LI ZHENGUO (CHINA (MAINLAND))	CHINA SHANG DONG HOTEL PVT. LTD.	काठमाडौं जिल्ला काठमाण्डौ महानगरपालिका वडा नं३० .	1,00,00,000	80,00,000	HOTEL 40 SEATS, RESTAURANT 60 SEATS	35
337	MS. TEH LI LIAN (MALAYSIA)	NARAYANTHAN GUEST HOUSE PVT. LTD.	काठमाडौं जिल्ला विष्णु बुढानिलकण्ठ गार .वडा नं .स.वि.	50,00,000	43,00,000	HOTEL 30 BEDS	15
338	MS. JIANG YACUI (CHINA (MAINLAND)), MS. YANG CHUNLAN (CHINA (MAINLAND)), MS. ZHOU LINGLI (CHINA (MAINLAND)), MR. LIU GUIHUA (CHINA (MAINLAND)), MR. GU YUNFEI (CHINA (MAINLAND)), MS. KONO EMIKO (JAPAN)	YANG HOTEL & RESTAURANT PVT. LTD.	काठमाडौं जिल्ला महादेवस्थान गा७ .वडा नं .स.वि.	3,00,00,000	2,50,00,000	HOTEL 40 BEDS, RESTAURANT 150 SEATS	50

S.N.	Owner's Name	Company Name	Address	Total Capital	Fixed Capital	Product & Annual Capacity	Employment
339	MS. MAISTRELLO CLAUDIA (ITALY)	MAISTRELLO HOTEL PVT. LTD.	काठमाडौं जिल्ला मच्छेगाउ गा .स.वि. ७ .वडा नं	50,00,000	39,00,000	HOTEL 20 BEDS, RESTAURANT 50 SEATS	30
340	श्री कुञ्ज विहारीसमेत (नेपाल)	IMPERIAL HOTEL PVT. LTD.	काठमाडौं जिल्ला काठमाण्डौ महानगरपालिका वडा नं१३ .	39,50,000	38,00,000	होटल 98 शैया, रेस्टुरेन्ट 100 सीट	109
341	MR. ZHOU QI (CHINA (MAINLAND)), MR. ZHOU FEI (CHINA (MAINLAND)), MS. YAN YUNYING (CHINA (MAINLAND))	LACITY RU JIA HOTEL PVT. LTD.	काठमाडौं जिल्ला काठमाण्डौ महानगरपालिका वडा नं२ .	2,00,000	1,60,000	HOTEL 40 BEDS, RESTAURANT 60 SEATS	30
342	MS. HU YAN (CHINA (MAINLAND)), MR. SUOLANGYANGPEI (CHINA (MAINLAND)), MR. DANZENGLANGJIE (CHINA (MAINLAND)), MR. GAO JIANDU (CHINA (MAINLAND)), MS. ZHANG AIHUA (CHINA (MAINLAND)), MS. GAO RUI (CHINA (MAINLAND))	GAO HOTEL & RESTAURANT PVT. LTD.	काठमाडौं जिल्ला महादेवस्थान गा७ .वडा नं .स.वि.	3,00,000	2,50,000	HOTEL 40 BEDS, RESTAURANT 100 SEATS	50
343	MR. ZHANG JINXIANG (CHINA (MAINLAND))	XI NING RESTAURANT PVT. LTD.	ललितपुर जिल्ला ललितपुर उप महानगरपालिका वडा नं३ .	50,00,000	42,00,000	RESTAURANT 40 SEATS	14

S.N.	Owner's Name	Company Name	Address	Total Capital	Fixed Capital	Product & Annual Capacity	Employment
344	MR. TAREK ELHAJ (SYRIA)	TARA BOUTIQUE HOTEL RESTAURANT & BAR PVT. LTD.	कास्की जिल्ला पोखरा उप महानगरपालिका वडा नं६ .	50,00,000	39,00,000	HOTEL 20 BEDS, RESTAURANT 50 SEATS	30
345	MS. DENG JINGYIN (CHINA (MAINLAND))	BOWIE HOTEL & RESTAURANT	कास्की जिल्ला लेखनाथ नगरपालिका वडा नं६ .	50,00,000	39,00,000	HOTEL 20 BEDS, RESTAURANT 50 SEATS	30
346	MR. ALEKSEY GAVINSKY (RUSSIA), MR. NAKUL DEVKOTA (NEPAL)	SWAYAMBHU VIEW GUEST HOUSE PVT. LTD.	काठमाडौं जिल्ला काठमाण्डौ महानगरपालिका वडा नं१५ .	60,00,000	50,00,000	HOTEL 30 BEDS, RESTAURANT 30 SEATS	19
347	MR. RONG LIU (CHINA (MAINLAND))	HUAN GRAND HOTEL PVT. LTD.	काठमाडौं जिल्ला काठमाण्डौ महानगरपालिका वडा नं६ .	1,50,00,000	1,30,00,000	HOTEL 40 BEDS, RESTAURANT 70 SEATS	2
348	श्रीमति दोर्जे याङकी पलबर बिष्ट (नेपाल)	ROYAL MUSTANG RESORT PVT. LTD.	मुस्ताङ जिल्ला लोमन्थाङ गा .स.वि. ५ .वडा नं	24,50,00,000	22,20,00,000	होटल ४९ शैया, रेष्टुरेन्ट ९० सिट	45
349	MR. ZHAN JIANGSONG (CHINA (MAINLAND))	ZHAN DA SHI HOTEL PVT. LTD.	काठमाडौं जिल्ला काठमाण्डौ महानगरपालिका वडा नं३० .	50,00,000	39,00,000	HOTEL 20 BEDS, RESTAURANT 50 SEATS	30
350	MR. SHAHIL AGRAWAL (NEPAL)	JAGDAMBA HOSPITALITY GROUP PVT. LTD.	काठमाडौं जिल्ला काठमाण्डौ महानगरपालिका वडा नं४ .	1,98,55,40,241	1,94,87,10,220	HOTEL 160 BED, RESTAURANT 250 SEATS	166

S.N.	Owner's Name	Company Name	Address	Total Capital	Fixed Capital	Product & Annual Capacity	Employment
351	MR. LUQUE JUAN FELIPS (SPAIN), MS. ELENA TRISHMKOVA (RUSSIA), MR. ERRINGTON JOHN ASWXANDER (UK), MS. MULLANE WENDY (UK)	MULANI HOTEL & RESTAURANT PVT. LTD.	काठमाडौं जिल्ला महादेवस्थान गार .वडा नं .स.वि.	2,00,00,000	1,60,00,000	HOTEL 40 BEDS, RESTAURANT 70 SEATS	30
352	श्री प्रद्युम्न लाल श्रेष्ठसमेत (नेपाल)	HILL SIDE VILLAGE RESORT PVT. LTD.	पाल्पा जिल्ला नायरनमतलेस गा.स.वि.	17,25,00,000	16,15,00,000	होटल ४५ बेड, रेष्टुरेन्ट १०० सिट	67
353	MRS. XIONG YING (CHINA (MAINLAND)), MR. ZHENG CHAOXI (CHINA (MAINLAND))	MING TANG PVT. LTD.	कास्की जिल्ला पोखरा उप महानगरपालिका वडा नं६ .	1,00,00,000	79,00,000	HOTEL 40 BEDS, RESTAURANT 70 SEATS	29
354	श्री पृथ्वी बहादुर पाँडे (नेपाल), श्री दिपक मान शेरचन (नेपाल), श्री महेश्वर प्रकाश श्रेष्ठ (नेपाल), श्री सिद्धान्तराज पाण्डे, श्री योगेन्द्र शाक्य, श्री प्रजन्य राजभण्डारी, श्री जितेन्द्र बहादुर राजभण्डारी, श्री विकास थापा, श्री शुभकामना हाउजिड एण्ड डेभलपर्स समेत	CHHAYADEVI COMPLEX PVT. LTD.	काठमाडौं जिल्ला काठमाण्डौ महानगरपालिका वडा नं२९ .	3,43,89,70,686	1,90,00,000	होटल २५० बेड, रेष्टुरेन्ट १५० सिट	306

S.N.	Owner's Name	Company Name	Address	Total Capital	Fixed Capital	Product & Annual Capacity	Employment
355	M/S WIDE HARVEST INTERNATIONAL LIMITED (CHINA (HONG KONG))	WIDE HARVEST NEPAL PVT. LTD.	काभ्रे जिल्ला कुशादेवी गा .स.वि. वडा नं९ .	3,00,00,000	2,57,80,000	HOTEL 45 BEDS, RESTAURANT 90 SEATS	48
356	MR. WANG TAIPING (CHINA (MAINLAND)), MR. LIU SULIN (CHINA (MAINLAND)), MR. TANG GUANGMING (CHINA (MAINLAND)), MR. LI DONGXUE (CHINA (MAINLAND)), MR. GONG KAILIAN (CHINA (MAINLAND)), MR. XIONG YUNPENG (CHINA (MAINLAND))	KAILIAN HOTEL AND RESTAURANT PVT. LTD.	ललितपुर जिल्ला ललितपुर उप महानगरपालिका वडा नं३ .	3,00,00,000	2,50,00,000	HOTEL 40 BEDS, RESTAURANT 150 SEATS	50
357	MR. YU LWABUCHI (JAPAN)	IRIS FOOD AND BEVERAGES SERVICES PVT. LTD.	कास्की जिल्ला पोखरा उप महानगरपालिका वडा नं६ .	50,00,000	35,00,000	RESTAURANT 42 SEATS	17
358	MS. HYUN JOO LEE (SOUTH KOREA)	GUNG KOREAN RESTAURANT PVT. LTD.	काठमाडौं जिल्ला काठमाण्डौ महानगरपालिका वडा नं४ .	50,00,000	41,00,000	HOTEL 20 BEDS, RESTAURANT 40 SEATS	28
359	MR. BENJAMIN JEAN-PAUL PATRICE MONNET (FRANCE), MR. RAJU SHRESTHA (NEPAL), MR. KAJI BABU SHRESTHA (NEPAL)	SWYAMBHU VIEW HOTEL PVT. LTD.	काठमाडौं जिल्ला काठमाण्डौ महानगरपालिका वडा नं१७ .	1,00,00,000	86,00,000	HOTEL 40 BEDS, RESTAURANT 70 SEATS	41

S.N.	Owner's Name	Company Name	Address	Total Capital	Fixed Capital	Product & Annual Capacity	Employment
360	MS. YANG LILI (CHINA (MAINLAND)), MR. YANG YUNXIONG (CHINA (MAINLAND)), MS. GAO FURONG (CHINA (MAINLAND)), MR. WANG CHENG (CHINA (MAINLAND)), MR. MA YUZE (CHINA (MAINLAND))	LILI RESTAURANT PVT. LTD.	काठमाडौं जिल्ला काठमाण्डौ महानगरपालिका वडा नं३० .	2,50,00,000	2,05,00,000	RESTAURANT 250 SEATS	46
361	MR. LI GUICHUN (CHINA (MAINLAND)), MR. HAN ZHONGYU (CHINA (MAINLAND)), MR. QU LUFENG (CHINA (MAINLAND)), MR. CAI ZHANJI (CHINA (MAINLAND)), MR. LIU YUJIE (CHINA (MAINLAND)), MR. ZEWANGRENZHEN (CHINA (MAINLAND)), MR. WANG QUANMIN (CHINA (MAINLAND)), MR. LAAKSONIEMI EINO KALEVI (CHINA (MAINLAND))	ZHONGYU HOTEL & RESTAURANT PVT. LTD.	ललितपुर जिल्ला बडिखेल गा .स.वि. ४ .वडा नं	4,00,00,000	3,70,00,000	HOTEL 40 BEDS, RESTAURANT 60 SEATS	35

S.N.	Owner's Name	Company Name	Address	Total Capital	Fixed Capital	Product & Annual Capacity	Employment
362	MR. SANG JUNTING (CHINA (MAINLAND))	CHINA BIG HOTEL PVT. LTD. 1	काठमाडौं जिल्ला काठमाण्डौ महानगरपालिका वडा नं६ .	10,00,000	9,50,00,000	HOTEL 44 BEDS, RESTAURANT 55 SEATS	35
363	MR. GOULDSBURY OLIVER PHILIP ABBOTT (UK)	REINERY HOTEL & RESTAURANT PVT. LTD.	काठमाडौं जिल्ला मच्छेगाउ गा .स.वि. ७ .वडा नं	50,00,000	39,00,000	HOTEL 20 BEDS, RESTAURANT 50 SEATS	30
364	श्री सतीस प्रसाद प्रधान (नेपाल), श्री निर्मल श्रेष्ठ (नेपाल)	HOTEL THE ROYAL RESIDENCY PVT. LTD.	रुपन्देही जिल्ला	10,00,000	9,43,00,000	होटल १८ बेड, रेष्टुरेन्ट १२० सिट	52
365	श्री हरि प्रसाद पौडेल (नेपाल), श्री बसन्ती देवी पौडेल (नेपाल), श्री विप्लव पौडेल (नेपाल), श्री वैभव पौडेल (नेपाल)	BARAHI RESORT PVT. LTD.	चितवन जिल्ला मेघौली गा .स.वि. १ .वडा नं	4,90,00,000	4,67,00,000	होटल ४० बेड, रेष्टुरेन्ट ७० सिट	29
366	MS HOOGE RAEDT MICROFINAN (NETHERLANDS), MR. DHRUBA GIRI	SAPANA VILLAGE RESORT PVT. LTD.	चितवन जिल्ला	3,00,00,000	2,84,00,000	RESORT HOTEL 30 BEDS, RESTAURANT 40 SEATS	30
367	MR. ANDRIY SLAVYNSKY (UKRAINE), MS. NATALIA RUDENKO (UKRAINE), MS. IRYNA DZHALAMAHA (UKRAINE), MS. SVITLANA ZHUK	ALL TIME CAFE PVT. LTD.	काठमाडौं जिल्ला काठमाण्डौ महानगरपालिका वडा नं२९ .	2,50,00,000	2,19,50,000	RESTAURANT 80 SEATS	16

S.N.	Owner's Name	Company Name	Address	Total Capital	Fixed Capital	Product & Annual Capacity	Employment
	(UKRAINE), MS. FEDERICA PALAZZINI (ITALY)						
368	MR. CAMS YVES (BELGIUM), MS. ANG MAYA SHERPA (NEPAL)	VIA VIA HOTEL PVT. LTD.	काठमाडौं जिल्ला काठमाण्डौ महानगरपालिका वडा नं६ .	7,80,00,000	7,50,00,000	HOTEL 48 BEDS, RESTAURANT 80 SEATS	60
369	MR. GAO SEYOU (CHINA (MAINLAND)), MR. MA XILIMAI (CHINA (MAINLAND)), MS. MAILAIYA (CHINA (MAINLAND))	LAN ZHOU LA MIAN PVT. LTD.	काठमाडौं जिल्ला काठमाण्डौ महानगरपालिका वडा नं३० .	1,50,00,000	1,30,00,000	RESTAURANT 150 SEATS	34
370	M/S SOALTEE HOSPITALITY LTD. (NEPAL), M/S SOALTEE ENTERPRISES PVT. LTD. (NEPAL), M/S SIBKRIM LAND & IND. CO. PVT. LTD. (NEPAL)	SOALTEE SIBKRIM HOTELS AND RESORTS PVT. LTD.	बाँके जिल्ला बासुदेवपुर गा .स.वि. ३ .वडा नं	44,17,70,000	39,55,60,000	HOTEL 99 BEDS, RESTAURANT 100 SEATS	50
371	MR. ZHENG RUJIN (CHINA (MAINLAND)), MS. LI YUZHEN (CHINA (MAINLAND))	WAN DONG HOTEL & RESTAURANT PVT. LTD.	काठमाडौं जिल्ला काठमाण्डौ महानगरपालिका वडा नं३० .	1,00,00,000	80,00,000	HOTEL 40 BEDS, RESTAURANT 60 SEATS	35
372	MR. AIT-MANSOUR FARIDE (FRANCE), MR. DHARMA KARKI (NEPAL)	SHANTI RESTAURANT PVT. LTD.	ललितपुर जिल्ला गोदावरी गा .स.वि. ५ .वडा नं	51,00,000	43,00,000	RESTAURANT 40 SEATS	14
373	MR. WANG XIAOLAN (CHINA (MAINLAND)), MR. XIAO FENG (CHINA (MAINLAND)), MR. CUI HAIZHEN	XIAO HOTEL & RESTAURANT PVT. LTD.	काठमाडौं जिल्ला महादेवस्थान गार .वडा नं .स.वि.	3,50,00,000	3,20,00,000	HOTEL 40 BEDS, RESTAURANT 60 SEATS	30

S.N.	Owner's Name	Company Name	Address	Total Capital	Fixed Capital	Product & Annual Capacity	Employment
	(CHINA (MAINLAND)), MR. DENG YUYONG (CHINA (MAINLAND)), MR. LUOSONGZHAXI (CHINA (MAINLAND)), MR. YINGQI WU (CHINA (MAINLAND)), MR. LIN YONGQIANG (CHINA (MAINLAND))						
374	श्री विनय कुमार शाह (नेपाल)	PRIDE ENTERTAINMENT & RECREATION PVT. LTD.	काठमाडौं जिल्ला काठमाण्डौ महानगरपालिका वडा नं३५ .	25,00,000	11,00,000	CASINO PLAYERS 180000 PERSONS	150
375	श्री बलराम सापकोटा समेत (नेपाल)	VEGAS CITY ENTERTAINMENT PVT. LTD.	काभ्रे जिल्ला धुलिखेल नगरपालिका वडा नं२ .	25,00,000	13,20,000	CASINO PLAYERS 200000 PERSONS	553
376	श्री पवन कुमार हलुवाइ समेत (नेपाल)	HOTEL PAWAN PALACE PVT. LTD.	रुपन्देही जिल्ला खुदावागर गा .स.वि. ७ .वडा नं	73,77,300	67,32,200	होटल 98 बेड, रेष्टुरेन्ट 100 सिट	74
377	MR. MING ZANG (CHINA (MAINLAND)), MS. HONG LI (CHINA (MAINLAND))	ZEN CAFE & RESTAURANT PVT. LTD.	काठमाडौं जिल्ला काठमाण्डौ महानगरपालिका वडा नं१५ .	2,00,00,000	1,83,00,000	HOTEL 20 BEDS, RESTAURANT 60 SEATS	29
378	MR. TANG GUANCHENG (CHINA (MAINLAND))	HOTEL PHOENIX NEPAL PVT. LTD.	काठमाडौं जिल्ला काठमाण्डौ महानगरपालिका वडा नं६ .	2,00,00,000	1,70,00,000	HOTEL 48 BEDS, RESTAURANT 60 SEATS	30

S.N.	Owner's Name	Company Name	Address	Total Capital	Fixed Capital	Product & Annual Capacity	Employment
379	MR. YOUNG IN KIM (SOUTH KOREA), MR. JAE MYUN PARK (SOUTH KOREA), MR. PURNA BAHADUR RAI (NEPAL)	MISUSHI RESTAURANT PVT. LTD.	काठमाडौं जिल्ला काठमाण्डौ महानगरपालिका वडा नं१ .	1,50,00,000	1,30,00,000	RESTAURANT 120 SEATS	16
380	MR. HUN YOUNG KIM (SOUTH KOREA), MR. BOKHYUN KWON (SOUTH KOREA), MR. KIM BYOUNGJE (SOUTH KOREA)	NOREETER KOREAN HOTEL & RESTAURANT PVT. LTD.	कास्की जिल्ला पोखरा उप महानगरपालिका वडा नं१७ .	1,50,00,000	1,31,00,000	HOTEL 40 BEDS, RESTAURANT 70 SEATS	29
381	MR. MUSTAFA HARUN CAN (TURKEY), MR. RECEP ALIOGLU (TURKEY), MR. MUHAMMADIKBOL KAHHORI (TAJIKISTAN)	ANATOLIA RESTAURANT PVT. LTD.	काठमाडौं जिल्ला काठमाण्डौ महानगरपालिका वडा नं४ .	1,50,00,000	1,20,00,000	RESTAURANT 150 SEATS	40
382	श्री पुस्पराज अधिकारी (नेपाल)	RUPAKOT RESORT PVT. LTD.	कास्की जिल्ला रुपाकोट गा .स.वि. ६ .वडा नं	25,00,00,000	21,62,00,000	होटल ८४ बेड, रेष्टुरेन्ट २०० सिट	58
383	MR. ALEN SILVA DORDIO (SPAIN)	A WHITE WHITE DAY GUEST HOUSE PVT. LTD.	काठमाडौं जिल्ला काठमाण्डौ महानगरपालिका वडा नं६ .	1,00,00,000	70,00,000	HOTEL 30 BEDS, RESTAURANT 30 SEATS	20
384	श्री मोतीलाल दुग्ड समेत	HARRISON PALACE PVT. LTD.	मोरङ्ग जिल्ला विराटनगर उप महानगरपालिका वडा नं२ .	5,00,00,000	4,60,00,000	होटल ४० बेड, रेष्टुरेन्ट ६० सिट	40

S.N.	Owner's Name	Company Name	Address	Total Capital	Fixed Capital	Product & Annual Capacity	Employment
385	MR. WU ZHENLONG (CHINA (MAINLAND))	SUNRISE INTERNATIONAL GROUP HOTEL PVT. LTD.	काठमाडौं जिल्ला काठमाण्डौ महानगरपालिका वडा नं६ .	20,00,000	18,95,000	HOTEL 48 BEDS, RESTAURANT 80 SEATS	58
386	MS. ZHENG XU (CHINA (MAINLAND))	DUO YU PVT. LTD.	काठमाडौं जिल्ला काठमाण्डौ महानगरपालिका वडा नं२९ .	50,00,000	39,00,000	RESTAURANT 52 SEATS	30
387	श्री जगदीश प्रसाद वैश्य (नेपाल), श्री गीतादेवी वैश्य (नेपाल), श्री कौशालेन्द्र गुप्ता (नेपाल), श्री सोनिया वैश्य (नेपाल), श्री कन्हैया लाल वैश्य कशौधन (नेपाल)	KALPATARU HOTEL AND KAUSHIKI BANQUET PVT. LTD.	बाँके जिल्ला नेपालगंज नगरपालिका वडा नं५ .	5,00,000	4,74,000	होटल ९३ बेड, रेस्टुरेन्ट १०० सिट	41
388	MRS. JIANG YACUI (CHINA (MAINLAND)), MR. WU XINJUN (CHINA (MAINLAND))	HONG YUAN HOTEL PVT. LTD.	कास्की जिल्ला पोखरा उप महानगरपालिका वडा नं६ .	1,25,000	1,04,000	HOTEL 40 BEDS, RESTAURANT 70 SEATS	29
389	M/S SOALTEE HOTEL LIMITED (NEPAL)	SOALTEE HOSPITALITY LIMITED	बाँके जिल्ला, करकाण्डो गा .स.वि. ७	50,00,000	48,00,000	HOTEL 48 BEDS, RESTAURANT 100 SEATS	70
390	MR. GUO AI LIANG (CHINA (MAINLAND)), MR. HE FUYU (CHINA (MAINLAND)), MR. WANG	RU YI JIA RI HOTEL AND RESTAURANT PVT. LTD.	काठमाडौं जिल्ला काठमाण्डौ महानगरपालिका वडा नं३० .	3,00,000	2,75,000	HOTEL 32 BEDS, RESTAURANT 50 SEATS	35

S.N.	Owner's Name	Company Name	Address	Total Capital	Fixed Capital	Product & Annual Capacity	Employment
	JINYOU (CHINA (MAINLAND))						
391	श्री हरि प्रसाद पौडेल (नेपाल)	HOTEL BARAHI PVT. LTD.	कास्की जिल्ला पोखरा उप महानगरपालिका वडा नं६ .	25,60,000,000	24,26,85,000	होटल १३१ बेड, रेष्टुरेन्ट २०० सीट	58
392	MR. LIU WEI HUA (CHINA (MAINLAND)), MR. ZHAOSUTAN (CHINA (MAINLAND)), MS. KANG NA (CHINA (MAINLAND)), MS. LIANG WENLI (CHINA (MAINLAND))	CHINA CLUB HOUSE PVT. LTD.	काठमाडौं जिल्ला काठमाण्डौ महानगरपालिका वडा नं१५ .	2,50,00,000	2,05,00,000	RESTAURANT 250 SEATS	45
393	श्री राजु शाही (नेपाल), श्री फुल्मु शेर्पा (नेपाल), श्री छिरिङ शेर्पा (नेपाल), श्री दिनेश तुलाधर (नेपाल)	HOTEL GHNGRI PVT. LTD.	काठमाडौं जिल्ला काठमाण्डौ महानगरपालिका वडा नं६ .	5,80,00,000	5,44,00,000	होटल ४८ बेड, रेष्टुरेन्ट ८० सीट	41
394	MR. ZHANG HONGLIANG (CHINA (MAINLAND))	ZHENG ZHOU HOTEL PVT. LTD.	काठमाडौं जिल्ला काठमाण्डौ महानगरपालिका वडा नं१७ .	1,00,00,000	78,00,000	HOTEL 40 BEDS, RESTAURANT 70 SEATS	29
395	श्री अन्नपूर्ण होल्डिङ्स प्रा .लि. (नेपाल)	ANNAPURNA JAGATPUR LODGE PVT. LTD.	चितवन जिल्ला	12,00,000,000	10,97,00,000	होटल ४८ बेड, रेष्टुरेन्ट २०० सीट	58

S.N.	Owner's Name	Company Name	Address	Total Capital	Fixed Capital	Product & Annual Capacity	Employment
396	MRS. HOI CHING CHUNG (CHINA (MAINLAND)), HIS HOLINESS BHUPATI BAZRA LAMA (NEPAL)	BUDDHALAND HOTEL PVT. LTD.	काठमाडौं जिल्ला काठमाण्डौ महानगरपालिका वडा नं६ .	20,00,000	18,23,000	HOTEL 48 BEDS, RESTAURANT 200 SEATS	58
397	MR. TED JONES HAWKINS (USA)	HARMONY GUEST HOUSE PVT. LTD.	चितवन जिल्ला भरतपुर नगरपालिका वडा नं९ .	1,00,000	77,50,000	HOTEL 40 BEDS, RESTAURANT 70 SEATS	29
398	श्री मुक्तिश्री प्रा(नेपाल) .लि.	MUKTISHREE HOSPITALITY PVT. LTD.	काठमाडौं जिल्ला काठमाण्डौ महानगरपालिका वडा नं५ .	5,00,00,000	4,80,00,000	होटल २५० बेड, रेष्टुरेन्ट २५० सीट	300
399	हरिश चन्द्र (नेपाल)	GILT INVESTMENT PVT. LTD.	काठमाडौं जिल्ला काठमाण्डौ महानगरपालिका वडा नं१ ., दरवारमार्ग	25,00,000	10,84,000	CASINO PLAYERS /GUEST 175000 PERSONS	150
400	MR. HUI SUOLAI (CHINA (MAINLAND))	NORTH SOUTH NOODLES RESTAURANT PVT. LTD.	काठमाडौं जिल्ला काठमाण्डौ महानगरपालिका वडा नं२९ .	50,00,000	43,00,000	RESTAURANT 40 SEATS	14
401	MS. ELISABETH TELEK (AUSTRIA)	UNION ART PVT. LTD.	काभ्रे जिल्ला नासिकास्थान सांगा गा५ .वडा नं .स.वि.	1,00,00,000	90,00,000	होटल 16 बेड, रेष्टुरेन्ट 30 सिट	27
402	MR. SUNG MAN SON (SOUTH KOREA), MRS. YYUNKYUNG KIM (SOUTH KOREA)	HOTEL WINDFALL PVT. LTD.	कास्की जिल्ला पोखरा उप महानगरपालिका वडा नं२६ .	1,00,00,000	79,00,000	HOTEL 40 BEDS, RESTAURANT 70 SEATS	29

S.N.	Owner's Name	Company Name	Address	Total Capital	Fixed Capital	Product & Annual Capacity	Employment
403	MR. HONG CHOI (SOUTH KOREA)	JUBILATE BAKERY AND CAFE PVT. LTD.	कास्की जिल्ला पोखरा उप महानगरपालिका वडा नं१७ .	50,00,000	42,00,000	RESTAURANT 40 SEATS	14
404	श्री धर्मपाल सिंह रावत (नेपाल), श्री श्याम बिस्ट (नेपाल), श्री क्षितिज कोइराला (नेपाल)	DHANAGADHI FUN CITY PVT. LTD.	कैलाली जिल्ला धनगढी नगरपालिका वडा नं२ .	4,65,00,000	4,40,50,000	VISITORS 32850 PERSONS	25
405	MR. VISHNU CHANDRA KANT MOR (INDIA)	OMSTONE ASIA CAPITAL (NEPAL) PVT. LTD.	काठमाडौं जिल्ला काठमाण्डौ महानगरपालिका वडा नं६ .	3,00,00,000	1,55,00,000	HOTEL 40 BEDS, RESTAURANT 70 SEATS	29
406	MR. NOAH MARE SAMUEL SAPIR (USA), MR. PURNA PRASAD ADHIKARI (NEPAL)	PLAY CAFE PVT. LTD.	कास्की जिल्ला पोखरा उप महानगरपालिका वडा नं६ .	1,00,00,000	90,00,000	RESTAURANT 120 SEATS	17
407	MR. ZHANG YUANYUE (CHINA (MAINLAND))	POKHARA HOTEL AND RESTAURANT PVT. LTD.	कास्की जिल्ला पोखरा उप महानगरपालिका वडा नं६ .	50,00,000	39,00,000	HOTEL 20 BEDS, RESTAURANT 50 SEATS	30
408	MR. HUANG TAO (CHINA (MAINLAND))	HOTEL YOU HOME PVT. LTD.	कास्की जिल्ला पोखरा उप महानगरपालिका वडा नं६ .	2,00,00,000	1,80,00,000	HOTEL 40 BEDS, RESTAURANT 60 SEATS	40
409	MS. ZHANG LINGXIA (CHINA (MAINLAND))	SHUI RU YUN HOTEL AND RESTAURANT PVT. LTD.	कास्की जिल्ला पोखरा उप महानगरपालिका वडा नं७ .	1,00,00,000	80,00,000	HOTEL 20 BEDS, RESTAURANT 50 SEATS	25

S.N.	Owner's Name	Company Name	Address	Total Capital	Fixed Capital	Product & Annual Capacity	Employment
410	MR. CHEN FENGCAI (CHINA (MAINLAND))	TITANS TRIP PVT. LTD.	काठमाडौं जिल्ला काठमाण्डौ महानगरपालिका वडा नं७ .	72,00,000	61,00,000	HOTEL 20 BEDS, RESTAURANT 40 SEATS	28
411	MR. ISLAM MD RABIUL (BANGLADESH), MR. RASHID MD MAMUNUR (BANGLADESH), MR. AWLAD MD ALI (BANGLADESH), MR. ZHANG ZIANGHUL (CHINA (MAINLAND))	RASHID HOTEL AND RESTAURANT PVT. LTD.	काठमाडौं जिल्ला महादेवस्थान गार .वडा नं .स.वि.	2,00,00,000	1,60,00,000	HOTEL 40 SEATS, RESTAURANT 70 SEATS	30
412	MS. CHEN YAN JIE (CHINA (MAINLAND))	ROAD WAY INN PVT. LTD.	कास्की जिल्ला पोखरा उप महानगरपालिका वडा नं६ .	50,00,000	39,00,000	HOTEL 20 BEDS, RESTAURANT 50 SEATS	30
413	MRS. YU SAI (CHINA (MAINLAND))	RANGER HOTEL PVT. LTD,	कास्की जिल्ला पोखरा उप महानगरपालिका वडा नं२६ .	1,00,00,000	80,00,000	HOTEL 40 BED, RESTAURANT 70 SEAT	29
414	MR. JUSTIN ALLAN PAULS (CANADA), MR. TIMOTHY JOEL FEDDES (USA), MR. JEREMY JOSEPH CURRY (CANADA)	RESTING PLACE PVT. LTD.	ललितपुर जिल्ला ललितपुर उप महानगरपालिका वडा नं१३ .	1,50,00,000	1,29,00,000	HOTEL 40 BEDS, RESTAURANT 70 SEATS	29
415	MR. SERGEY K. VSHTUNI (RUSSIA), MS. TATIANA V. KASHIRINA (RUSSIA)	RAINBOW VALLEY HOTEL PVT. LTD.	काठमाडौं जिल्ला काठमाण्डौ महानगरपालिका वडा नं६ .	2,00,00,000	1,00,00,000	HOTEL 15 BEDS, RESTAURANT 40 SEATS	24

S.N.	Owner's Name	Company Name	Address	Total Capital	Fixed Capital	Product & Annual Capacity	Employment
416	MR. MD SAIFUL ISLAM (BANGLADESH), MR. MD MURADUL HOQ (BANGLADESH), MR. MIR RAJU AHMED (BANGLADESH), MR. MD MEHEDI HASAN (BANGLADESH)	MIR HOTEL AND RESTAURANT PVT. LTD.	काठमाडौं जिल्ला काठमाण्डौ महानगरपालिका वडा नं१३ .	2,00,00,000	1,60,00,000	HOTEL 30 BEDS, RESTAURANT 50 SEATS	25
417	MS. CLARE AMY BROWNLOW (AUSTRALIA), MS. MAYA GURUNG (NEPAL), MR. SUNIL SHRESTHA (NETHERLANDS)	ALCHEMY CAFE AND RESTAURANT PVT. LTD.	कास्की जिल्ला पोखरा उप महानगरपालिका वडा नं६ .	1,00,00,000	90,00,000	RESTAURANT 130 SEATS	0
418	MR. ANDREAS WEBER (SWITZERLAND)	GANDIANIA ECO VILLAGE PVT. LTD.	कास्की जिल्ला पोखरा उप महानगरपालिका वडा नं२७ .	1,50,00,000	1,29,00,000	HOTEL 40 BEDS, RESTAURANT 60 SEATS	29
419	MS. HAN BEI (CHINA (MAINLAND)), MR. SUBASH DANGI (NEPAL)	CROWN HOTEL NEPAL PVT. LTD.	काठमाडौं जिल्ला काठमाण्डौ महानगरपालिका वडा नं८ .	55,55,000	41,00,000	HOTEL 30 BEDS, RESTAURANT 40 SEATS	0
420	MR. FAHAD AMIN SAHIBZADA (PAKISTAN), MR. SUSHIL BHATTA (NEPAL)	COSMOS VISION PVT. LTD.	काठमाडौं जिल्ला काठमाण्डौ महानगरपालिका वडा नं२९ .	1,00,00,000	90,00,000	RESTAURANT 130 SEATS	0
421	MR. TEA WOONG KWON (SOUTH KOREA)	HOTEL MOUNT CARMEL PVT. LTD.	ललितपुर जिल्ला गोदावरी गा .स.वि. ९ .वडा नं	3,00,00,000	2,68,00,000	HOTEL 30 BEDS, RESTAURANT 100 SEATS	0

S.N.	Owner's Name	Company Name	Address	Total Capital	Fixed Capital	Product & Annual Capacity	Employment
422	MR. WEI ZHONG (CHINA (MAINLAND)), MS. XIONG HUI (CHINA (MAINLAND))	RAINBOW NOODLES RESTAURANT PVT. LTD.	कास्की जिल्ला पोखरा उप महानगरपालिका वडा नं६ .	1,00,00,000	84,00,000	RESTAURANT 100 SEATS	27
423	MR. MICHAEL SEONG MOO BOWEN (USA)	ANAHATA PLACE PVT. LTD.	काठमाडौं जिल्ला विष्णु बुढानिलकण्ठ गार .वडा नं .स.वि.	50,00,000	43,00,000	RESTAURANT 40 SEATS	14
424	MR. CAI YUBIN (CHINA (MAINLAND)), MS. YANG LIMEI (CHINA (MAINLAND))	SICHUAN CUISINE CHINESE HOTEL AND RESTAURANT PVT. LTD.	कास्की जिल्ला पोखरा उप महानगरपालिका वडा नं६ .	1,00,00,000	80,00,000	HOTEL 40 SEATS, RESTAURANT 60 SEATS	0
425	MS. WANG YAN (CHINA (MAINLAND)), MR. WANG DEZHOU (CHINA (MAINLAND)), MR. YANG YONGXIANG (CHINA (MAINLAND)), MRS. LI WENQIAO (CHINA (MAINLAND)), MISS. TEJEDOR ROMOS ESTHER (SPAIN), MISS. BURROWS NICOLETTE ESTELLE (AUSTRALIA)	BURROWS HOTEL AND RESTAURANT PVT. LTD.	काठमाडौं जिल्ला चन्द्रागिरी न .पा. १३ .वडा नं	3,00,00,000	2,50,00,000	HOTEL 40 BEDS, RESTAURANT 150 SEATS	0
426	श्री निरञ्जन श्रेष्ठ (नेपाल), श्री अञ्जन श्रेष्ठ (नेपाल)	LAKE FRONT RESORT PVT. LTD.	कास्की जिल्ला पोखरा उप महानगरपालिका वडा नं२६ .	49,50,00,000	48,90,00,000	होटल ४९ बेड, रेष्टुरेन्ट २०० सीट	63

S.N.	Owner's Name	Company Name	Address	Total Capital	Fixed Capital	Product & Annual Capacity	Employment
427	M/S SILVER HERITAGE INVESTMENT PVT. LTD. (NEPAL)	TIGER ONE PVT. LTD.	रुपन्देही जिल्ला तेनुहवा गा .स.वि. १ .वडा नं	1,25,00,00,000	1,21,00,00,000	HOTEL 160 BEDS, RESTAURANT 200 SEATS	300
428	MS. CHEN CAIXIA (CHINA (MAINLAND)), MR. LI SAI (CHINA (MAINLAND))	L.V.YOU RESTAURANT AND HOTEL PVT. LTD.	कास्की जिल्ला पोखरा उप महानगरपालिका वडा नं६ .	1,00,00,000	80,00,000	HOTEL 40 SEATS, RESTAURANT 60 SEATS	0
429	MS. LAI WENLI (CHINA (MAINLAND)), MS. JIANMIN WANG (CHINA (MAINLAND)), MS. ADE (CHINA (MAINLAND)), MR. MASAHIKO TAWARA (JAPAN), MS. KUMIKO TAWARA (JAPAN), MR. MD KAMAL PARVES (BANGLADESH)	WENLIN HOTEL AND RESTAURANT PVT. LTD.	काठमाडौं जिल्ला चन्द्रागिरी न .पा. वडा नं१३ .	3,00,00,000	2,50,00,000	HOTEL 40 BEDS, RESTAURANT 100 SEATS	40
430	MR. WILKINSON PAUL (UK), MRS. WYSS SABINE (SWAZILAND)	PAUL INTERNATIONAL HOTEL PVT. LTD.	काठमाडौं जिल्ला काठमाण्डौ महानगरपालिका वडा नं२९ .	1,00,00,000	80,00,000	HOTEL 40 BEDS, RESTAURANT 60 SETS	35
431	MR. LENG YE FEI (CHINA (MAINLAND)), MR. LIU LU (CHINA (MAINLAND)), MR. LU HUA QING (CHINA (MAINLAND)), MR. KOU FEI LONG (CHINA	DENG YI GE REN CHINESE RESTAURANT PVT. LTD.	काठमाडौं जिल्ला काठमाण्डौ महानगरपालिका वडा नं१६ ., ठमेल	2,50,00,000	2,20,00,000	RESTAURANT 150 SEATS	23

S.N.	Owner's Name	Company Name	Address	Total Capital	Fixed Capital	Product & Annual Capacity	Employment
	(MAINLAND)), MS. XU LONG ZHE (CHINA (MAINLAND))						
432	MS. ALBA IGLESIAS LEIVA (SPAIN), MR. LING JIAN (CHINA (MAINLAND)), MR. HUANZHANG LU (CHINA (MAINLAND)), MR. TJERAH LEONARDO (INDONESIA), MS. CHEONG LEE SAN (MALAYSIA), MS. DAO QUANG THO (VIETNAM), MS. LAM THANH TAN (VIETNAM)	ALBA HOTEL PVT. LTD.	काठमाडौं जिल्ला काठमाण्डौ महानगरपालिका वडा नं७ , चावहिल	3,50,00,000	3,18,00,000	HOTEL 20 BEDS, RESTAURANT 70 SEATS	29
433	MR. LEE NEWTON BERRYMAN (USA), MR. WILLIAM KENNETH SMITH (USA), MR. BRIAN SCOTT BREWER (USA), MR. NATHANIEL JAMES HOOTEN (USA)	NO PLACE LEFT GUEST HOUSE PVT. LTD.	ललितपुर जिल्ला ललितपुर उप महानगरपालिका वडा नं४ .	2,00,00,000	1,76,00,000	HOTEL 40 BEDS, RESTAURANT 60 SEATS	41
434	MR. ROBIN BOCKET WELER (FRANCE)	FRENCH HOUSE PVT. LTD.	कास्की जिल्ला चापाकोट गा .स.वि. ८ .वडा नं	50,00,000	39,00,000	HOTEL 20 BEDS, RESTAURANT 40 SEATS	11
435	MR. TAHERUZZAMAN SHEIKH (BANGLADESH), MR. KHAN MOHAMMAD JAKIR HOSSAIN (BANGLADESH),	BANGLA RESTRO PVT. LTD.	काठमाडौं जिल्ला काठमाण्डौ महानगरपालिका वडा नं२ .	1,50,00,000	1,30,00,000	RESTAURANT 150 SEATS	34

S.N.	Owner's Name	Company Name	Address	Total Capital	Fixed Capital	Product & Annual Capacity	Employment
	MR. KABIR MD HUMAYUN (BANGLADESH)						
436	MR. HE CHANG HUA (CHINA (MAINLAND)), MR. WU ZHAO (CHINA (MAINLAND)), MR. ZE LANG (CHINA (MAINLAND)), MR. WANG LI PING (CHINA (MAINLAND)), MR. LI PENG TAO (CHINA (MAINLAND))	XING YUN SOLAR INDUSTRY PVT. LTD.	ललितपुर जिल्ला कार्यविनायक न .पा. १५ .वडा नं	2,50,00,000	1,50,00,000	SOLAR PV SYSTEM FOR HOME APPLIANCES 500 SETS, SOLAR PV SYSTEM FOR LIGHTING 4000 SETS	35
437	MS. LIU MIAO (CHINA (MAINLAND)), MR. ERIK ROMAN (USA), MR. DIEGO DAVID ARAYA GUERRA (CHILE)	BLUE SEVEN HOTEL PVT. LTD.	कास्की जिल्ला पोखरा उप महानगरपालिका वडा नं६ .	3,00,00,000	2,68,00,000	HOTEL 20 BEDS, RESTAURANT 60 SEATS	29
438	MR. ILHWAN KIM (SOUTH KOREA), MR. YOUNG WOONG KWON (SOUTH KOREA)	MITHO CHICKEN PVT. LTD.	ललितपुर जिल्ला ललितपुर उप महानगरपालिका वडा नं४ .	1,50,00,000	99,00,000	RESTAURANT 130 SEATS	17
439	MR. TAHA ALSAGHER (SYRIA)	ARABIC FOOD CORNER PVT. LTD.	ललितपुर जिल्ला ललितपुर उप महानगरपालिका वडा नं६ .	50,00,000	40,00,000	RESTAURANT 60 SEATS	15
440	MS. ZHANG CUIYING (CHINA (MAINLAND)), MR. UNPENG WANG (CHINA (MAINLAND)), MR. WENBO WANG (CHINA	JIA LIN GE SHAN DONG DUMPLINGS RESTAURANT PVT. LTD.	काठमाडौं जिल्ला काठमाण्डौ महानगरपालिका वडा नं२९ .	1,50,00,000	1,20,00,000	RESTAURANT 100 SEATS	35

S.N.	Owner's Name	Company Name	Address	Total Capital	Fixed Capital	Product & Annual Capacity	Employment
	(MAINLAND))						
441	MR. LUCIAN EUGEN CALARASU (GERMANY), MR. DANIIL SHIROKOBORODOV (RUSSIA), MS. JESSICA FELICITY ELIZABETH KENNEDY (AUSTRALIA), MS. MARISE MARRINER (NEW ZEALAND), MS. ZAKHAROVA ALLA (RUSSIA)	HIMALAYAN GARDEN RETREAT PVT. LTD.	कास्की जिल्ला पोखरा उप महानगरपालिका वडा नं२६ .	3,00,00,000	2,67,00,000	HOTEL 20 BEDS, RESTAURANT 60 SEATS	19
442	MR. JARVIS LINDSAY GEORGE (AUSTRALIA), MR. RAJENDRA DHAKAL (NEPAL)	THE FOUNTAIN CAFE PVT. LTD.	कास्की जिल्ला पोखरा उप महानगरपालिका वडा नं६ .	1,50,00,000	1,25,00,000	RESTAURANT 100 SEATS	0
443	MS. JIA QI (CHINA (MAINLAND))	HAPPY HOUSE RESTAURANT PVT. LTD.	काठमाडौं जिल्ला काठमाण्डौ महानगरपालिका वडा नं२९ .	50,00,000	43,00,000	RESTAURANT 40 SEATS	14
444	MS. MA LIYAMU (CHINA (MAINLAND)), MS. LIU YAN (CHINA (MAINLAND)), MR. TEMBA TSHERI SHERPA (NEPAL), MR. PHURBA TENJING SHERPA (NEPAL)	KATHMANDU ROSE GARDEN HOTEL WITH RESTAURANT PVT. LTD.	काठमाडौं जिल्ला काठमाण्डौ महानगरपालिका वडा नं२ ., लाजिम्पाट	2,00,00,000	1,60,00,000	HOTEL 30 BEDS, RESTAURANT 40 SEATS	22
445	MS. AKIKO EDANI (JAPAN)	NATURES NEPAL PVT. LTD.	कास्की जिल्ला पोखरा उप महानगरपालिका वडा नं२६ .	50,00,000	41,00,000	HOTEL 20 BEDS, RESTAURANT 40	9

S.N.	Owner's Name	Company Name	Address	Total Capital	Fixed Capital	Product & Annual Capacity	Employment
						SEATS	
446	MS. LIU KUN (CHINA (MAINLAND)), MS. DONG YANHONG (CHINA (MAINLAND)), MS. WENHUA WAN (CHINA (MAINLAND))	LIGHT HOUSE PVT. LTD.	कास्की जिल्ला पोखरा उप महानगरपालिका वडा नं२६ .	3,00,00,000	2,80,00,000	RESTAURANT 40 SEATS, HOTEL 30 BEDS	25
447	MR. MOHAMMAD ALIM UDDIN (BANGLADESH), MS. RUMI BANU (NEPAL)	LAIJI MUGAL HALAL PVT. LTD.	काठमाडौं जिल्ला काठमाण्डौ महानगरपालिका वडा नं३३ .	1,00,00,000	90,00,000	RESTAURANT 130 SEATS	17
448	MR. YANG YONG (CHINA (MAINLAND)), MR. CHEN GAOYUAN (CHINA (MAINLAND)), MR. LONG YUANCHAO (CHINA (MAINLAND))	HAO BEI DAO RESTAURANT PVT. LTD.	काठमाडौं जिल्ला काठमाण्डौ महानगरपालिका वडा नं३० .	1,50,00,000	1,30,00,000	RESTAURANT 150 SEATS	34
449	श्री जगत बहादुर बस्नेत (नेपाल), श्री सुदन बस्नेत (नेपाल), श्री सौरभ बस्नेत (नेपाल)	ALTITUDE INNOVATION PVT. LTD.	काठमाडौं जिल्ला किर्तिपुर नगरपालिका वडा नं१३ .	4,50,00,000	4,10,00,000	पार्क २१९००० जना पर्यटक, रेस्टुरेन्ट १०० सीट	50
450	MR. SEOG SOO GO (SOUTH KOREA)	HOTEL ARUMDAUM PVT. LTD.	काठमाडौं जिल्ला काठमाण्डौ महानगरपालिका वडा नं२९ .	2,00,00,000	1,76,00,000	HOTEL 40 BEDS, RESTAURANT 60 SEATS	41

S.N.	Owner's Name	Company Name	Address	Total Capital	Fixed Capital	Product & Annual Capacity	Employment
451	MR. LI KUN (CHINA (MAINLAND)), MS. YU HUI (CHINA (MAINLAND)), MR. CHEN QINGLAN (CHINA (MAINLAND)), MS. XIAOLAN ZHANG (CHINA (MAINLAND)), MR. ZHANG CHAO (CHINA (MAINLAND))	XIAOLAN HOTEL AND RESTAURANT PVT. LTD.	काठमाडौं जिल्ला किर्तिपुर नगरपालिका वडा नं१२ .	2,50,00,000	2,30,00,000	HOTEL 32 BEDS, RESTAURANT 40 SEATS	20
452	MR. MICHAEL LISSANEVITCH (DENMARK)	SANGHMITRA WILDLIFE RESORT PVT. LTD.	नवलपरासी जिल्ला कावासोती गा .स.वि. १ .वडा नं	3,50,00,000	3,32,00,000	HOTEL 30 BEDS, RESTAURANT 50 SEATS	32
453	MRS. TAN MEI XUAN (SINGAPORE), MR. LAKPA DHUNDUP LAMA	NUBRI FOUR SEASON RESORT PVT. LTD.	काठमाडौं जिल्ला	1,00,00,000	90,00,000	RESTAURANT ROOM 40 BEDS, FOOD 70 SEATS	34
454	MS. LIN WAN-LING (CHINA (TAIWAN)), MR. LU YEN-CHIH (CHINA (TAIWAN)), MR. SUSHANK AMAGAIN (NEPAL)	MOON BEAR PVT. LTD.	काठमाडौं जिल्ला काठमाण्डौ महानगरपालिका वडा नं२२ .	1,05,00,000	90,00,000	HOTEL 15 BEDS, RESTAURANT 36 SEATS	30
455	MR. JUNG SIK KIM (SOUTH KOREA)	GO HYANG KOREAN RESTAURANT PVT. LTD.	काठमाडौं जिल्ला काठमाण्डौ महानगरपालिका वडा नं२९ .	50,00,000	42,00,000	RESTAURANT 40 SEATS	14
456	MS. JINGXIAN QIE (CHINA (MAINLAND))	DAAL BHAT RESTAURANT AND CAFE PVT. LTD.	कास्की जिल्ला पोखरा उप महानगरपालिका	50,00,000	32,25,000	RESTAURANT 60 SEATS	30

S.N.	Owner's Name	Company Name	Address	Total Capital	Fixed Capital	Product & Annual Capacity	Employment
			वडा नं६ .				
457	MR. ZHIYONG MA (CHINA (MAINLAND)), MR. JIAWEI MA (CHINA (MAINLAND)), MR. QINGJIE WANG (CHINA (MAINLAND))	F.U. STAY PVT. LTD.	काठमाडौं जिल्ला काठमाण्डौ महानगरपालिका वडा नं२९ .	2,00,00,000	1,76,00,000	HOTEL 40 BEDS, RESTAURANT 60 SEATS	41
458	MR. YOHAN HOSSEIN-POUR (UK), MR. RAJ KUMAR KHANAL (NEPAL)	KATHMANDU CITYHILL APARTMENT PVT. LTD.	काठमाडौं जिल्ला काठमाण्डौ महानगरपालिका वडा नं२९ .	1,25,00,000	98,00,000	HOTEL 40 BEDS, RESTAURANT 70 SEATS	29
459	MS. CHEN YU-WEN (CHINA (MAINLAND)), MR. LEE TSUNG-YU (CHINA (MAINLAND))	TEA ZEN HOUSE PVT. LTD.	काठमाडौं जिल्ला काठमाण्डौ महानगरपालिका वडा नं६ .	1,00,00,000	90,00,000	RESTAURANT 130 SEATS	17
460	MR. XU DAIQUAN (CHINA (MAINLAND)), MR. CHEN XIANMIN (CHINA (MAINLAND)), MS. YANG GUANPING (CHINA (MAINLAND)), MS. JIANG QIN (CHINA (MAINLAND)), MS. GAO MIN (CHINA (MAINLAND)), MS. MARIA FERRER VIVES (SPAIN), MR. ALVARO ENRIQUE GARCIA QUINTANA (SPAIN)	GAO MIN HOTEL AND RESTAURANT PVT. LTD.	ललितपुर जिल्ला ललितपुर उप महानगरपालिका वडा नं२ .	3,50,00,000	3,10,00,000	HOTEL 32 BEDS, RESTAURANT 40 SEATS	26

S.N.	Owner's Name	Company Name	Address	Total Capital	Fixed Capital	Product & Annual Capacity	Employment
461	MR. CHEN FENGCAI (CHINA (MAINLAND)), MR. WANG GUOLIANG (CHINA (MAINLAND)), MR. GAO JIAQIANG (CHINA (MAINLAND)), MR. XU GUIZHI (CHINA (MAINLAND)), MR. LIANG YANG (CHINA (MAINLAND))	TAI TAN ZHI LU HOTEL WITH RESTAURANT PVT. LTD.	काठमाडौं जिल्ला काठमाण्डौ महानगरपालिका वडा नं१७ .	2,50,00,000	2,20,00,000	HOTEL 40 BEDS, RESTAURANT 80 SEATS	25
462	MS. HYUNOK KIM (SOUTH KOREA)	SURA KOREAN RESTAURANT PVT. LTD.	काठमाडौं जिल्ला काठमाण्डौ महानगरपालिका वडा नं४ .	50,00,000	40,00,000	HOTEL 20 BEDS, RESTAURANT 40 SEATS	28

Table 2: Number of Industries Registered by Category (F.Y.2071/72)

(Rs. mln)

S.N.	CATEGORY	NO. OF INDUSTRY	TOTAL CAPITAL	FIXED CAPITAL	WORKING CAPITAL	NO. OF EMPLOYMENT
1	AGRO AND FORESTRY BASED (कृषि तथा वनजन्य)	50	1,513.90	1,348.21	165.69	1,596
2	CONSTRUCTION (निर्माण)	6	1,223.00	919.55	303.46	324
3	ENERGY BASED (उर्जामूलक)	29	83,081.73	82,381.08	700.64	2,392
4	MANUFACTURING (उत्पादनमूलक)	90	17,393.13	13,893.52	3,499.61	6,059
5	MINERAL (खनिज)	7	251	223.5	27.5	680
6	SERVICE (सेवा)	135	8,063.16	5,968.56	2,094.60	4,952
7	TOURISM (पर्यटन)	145	21,388.37	18,509.23	2,879.14	6,578
TOTAL		462	1,32,914.27	1,23,243.64	9,670.63	22,581

Categorywise Registration of industries (F/Y 2071-072)

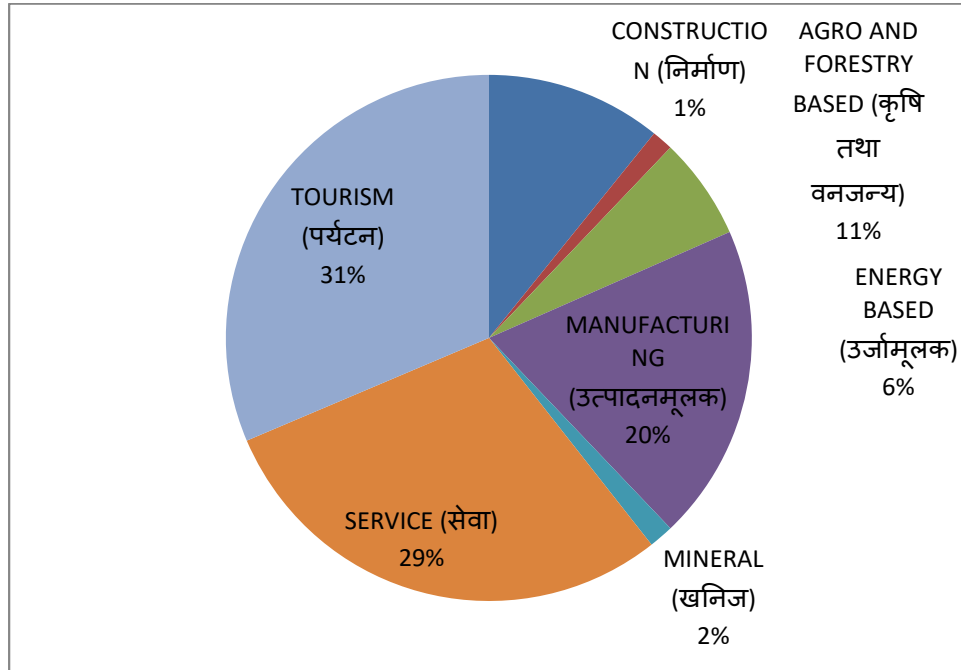


Table 3: Number of Industries Registered by Category (Up to F.Y.2071/72)

(Rs. mln)

S.N.	CATEGORY	NO. OF INDUSTRY	TOTAL CAPITAL	FIXED CAPITAL	WORKING CAPITAL	NO. OF EMPLOYMENT
1	AGRO AND FORESTRY BASED (कृषि तथा वनजन्य)	367	16,500.02	13,915.69	2,702.34	32,376
2	CONSTRUCTION (निर्माण)	47	42,442.03	41,544.56	897.48	3,142

3	ENERGY BASED (उर्जामूलक)	256	5,76,476.61	5,61,508.84	14,967.77	26,401
4	MANUFACTURING (उत्पादनमूलक)	2,506	2,16,752.27	1,60,445.05	56,777.72	2,80,801
5	MINERAL (खनिज)	61	4,366.91	3,846.99	522.02	6,399
6	SERVICE (सेवा)	1,685	1,11,961.37	76,665.07	35,342.30	1,04,009
7	TOURISM (पर्यटन)	1,187	73,015.88	64,878.98	8,128.69	49,464
TOTAL		6,109	10,41,515.11	9,22,805.19	1,19,338.32	5,02,592

Table 4: Number of Industries Registered by Scale (F.Y.2071/72)

(Rs. mln)

S.N.	SCALE	NO. OF INDUSTRY	TOTAL CAPITAL	FIXED CAPITAL	WORKING CAPITAL	NO. OF EMPLOYMENT
1	LARGE (ठूला)	92	1,21,901.41	1,14,637.02	7,264.39	9,890
2	MEDIUM (मझौला)	79	6,196.96	4,694.32	1,502.65	4,203
3	SMALL (साना)	291	4,815.90	3,912.31	903.59	8,488
TOTAL		462	1,32,914.27	1,23,243.64	9,670.63	22,581

Industries Registered by Scale (F.Y.2071/72)

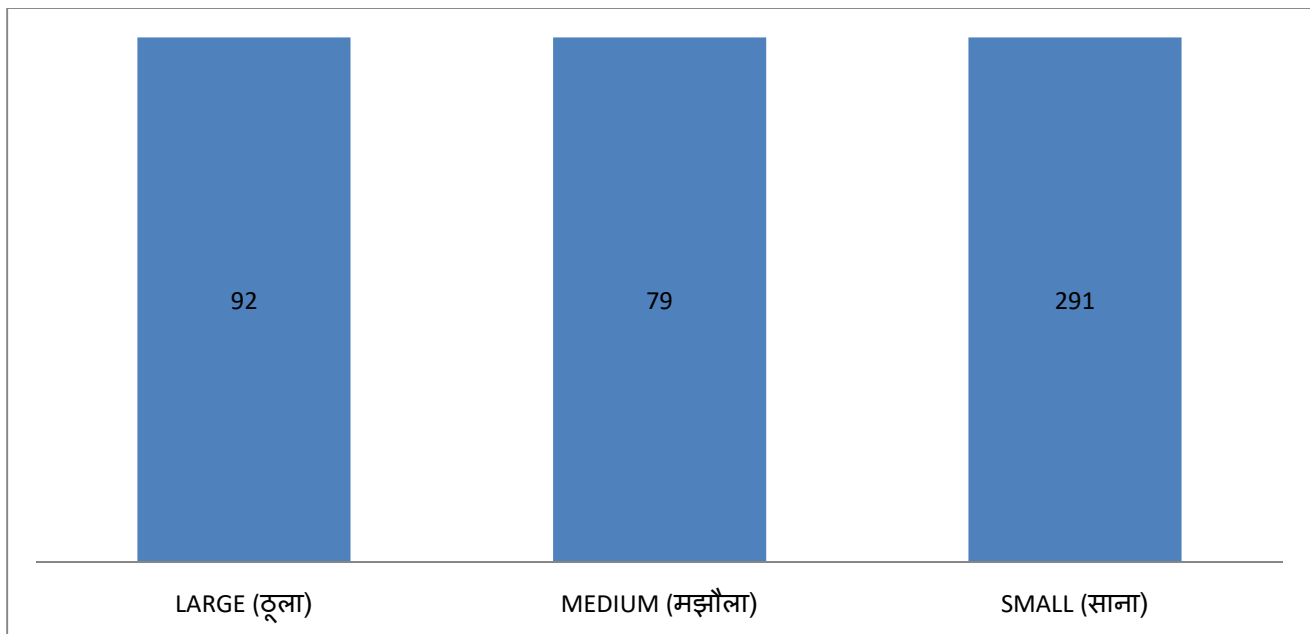


Table 5: Number of Industries Registered by Scale(Up to F.Y.2071/72)

(Rs. mln)

S.N.	SCALE	NO. OF INDUSTRY	TOTAL CAPITAL	FIXED CAPITAL	WORKING CAPITAL	NO. OF EMPLOYMENT
1	LARGE (ठूला)	778	8,67,605.73	8,08,105.05	59,500.68	1,19,224
2	MEDIUM (मझौला)	1,409	1,19,131.57	79,639.95	39,973.12	1,37,198
3	SMALL (साना)	3,922	54,777.80	35,060.19	19,864.52	2,46,170
TOTAL		6,109	10,41,515.11	9,22,805.19	1,19,338.32	5,02,592

* Small Scale Industries are only Foreign Investment

Table 6 : Industry Registered - Fiscal Year and Category Wise (UPTO 2071/72)

Rs. mln

FISCAL YEAR	CATEGORY	NO. OF INDUSTRY	TOTAL CAPITAL	FIXED CAPITAL	WORKING CAPITAL	NO. OF EMPLOYMENT
UPTO FY 2046/47	AGRO AND FORESTRY BASED (कृषि तथा वनजन्य)	2	48.28	45.62	2.65	649
	CONSTRUCTION (निर्माण)	1	50	35	15	367
	MANUFACTURING (उत्पादनमूलक)	15	2,482.49	2,185.82	296.67	1,717
	SERVICE (सेवा)	17	1,010.84	752.43	258.41	6,159
	TOURISM (पर्यटन)	11	888.56	825.49	63.07	1,318
	UPTO FY 2046/47 TOTAL		46	4,480.17	3,844.37	635.8
2047/48	AGRO AND FORESTRY BASED (कृषि तथा वनजन्य)	4	114.79	109.58	5.2	1,064
	MANUFACTURING (उत्पादनमूलक)	60	839.77	312.05	527.73	3,044
	SERVICE (सेवा)	44	291.17	288.98	2.18	683
	TOURISM (पर्यटन)	27	275.57	251.13	24.44	747

	2047/48 TOTAL	135	1,521.29	961.74	559.56	5,538
2048/49	AGRO AND FORESTRY BASED (कृषि तथा वनजन्य)	26	802.36	399.86	402.5	1,859
	CONSTRUCTION (निर्माण)	8	114.82	34.32	80.5	134
	MANUFACTURING (उत्पादनमूलक)	299	4,655.33	2,929.76	1,725.57	31,880
	SERVICE (सेवा)	48	792.36	686.12	106.24	2,317
	TOURISM (पर्यटन)	55	1,145.68	596.84	548.84	1,766
	2048/49 TOTAL	436	7,510.54	4,646.89	2,863.65	37,956
2049/50	AGRO AND FORESTRY BASED (कृषि तथा वनजन्य)	14	475.86	363.84	112.02	1,240
	CONSTRUCTION (निर्माण)	5	100.04	80.96	19.08	331
	MANUFACTURING (उत्पादनमूलक)	514	6,275.43	3,878.25	2,397.18	82,996
	SERVICE (सेवा)	42	1,589.34	748.71	840.63	3,454
	TOURISM (पर्यटन)	31	2,101.30	1,595.69	505.61	1,330
	2049/50 TOTAL	606	10,541.97	6,667.44	3,874.53	89,351
2050/51	AGRO AND FORESTRY BASED (कृषि तथा वनजन्य)	8	317.5	275.84	41.65	650
	ENERGY BASED (उर्जामूलक)	1	4,500.00	4,500.00	0	2,250
	MANUFACTURING (उत्पादनमूलक)	75	6,694.83	5,246.85	1,447.98	14,094
	SERVICE (सेवा)	27	4,864.08	4,560.45	303.63	1,857
	TOURISM (पर्यटन)	36	1,971.26	1,900.44	70.82	2,086
	2050/51 TOTAL	147	18,347.67	16,483.59	1,864.08	20,937
2051/52	AGRO AND FORESTRY BASED (कृषि तथा वनजन्य)	32	1,832.04	1,507.29	324.75	5,077

	CONSTRUCTION (निर्माण)	4	74.9	63.9	11	148
	MANUFACTURING (उत्पादनमूलक)	83	9,341.52	6,526.60	2,814.92	9,147
	MINERAL (खनिज)	1	39.37	33.54	5.83	104
	SERVICE (सेवा)	56	2,191.36	1,398.63	792.73	4,646
	TOURISM (पर्यटन)	37	4,064.12	3,362.77	701.35	2,217
	2051/52 TOTAL	213	17,543.31	12,892.73	4,650.58	21,339
2052/53	AGRO AND FORESTRY BASED (कृषि तथा वनजन्य)	19	1,597.35	1,314.36	282.99	5,744
	CONSTRUCTION (निर्माण)	4	139.7	107.4	32.3	565
	MANUFACTURING (उत्पादनमूलक)	108	7,089.74	5,346.15	1,743.59	9,424
	SERVICE (सेवा)	200	7,245.50	6,223.92	1,021.57	16,463
	TOURISM (पर्यटन)	42	3,829.99	3,641.21	188.78	2,375
	2052/53 TOTAL	373	19,902.27	16,633.04	3,269.24	34,571
2053/54	AGRO AND FORESTRY BASED (कृषि तथा वनजन्य)	16	1,138.72	791.01	347.7	4,258
	CONSTRUCTION (निर्माण)	1	30	29.3	0.7	14
	MANUFACTURING (उत्पादनमूलक)	127	7,451.92	5,456.77	1,995.15	11,213
	MINERAL (खनिज)	1	250	193.5	56.5	69
	SERVICE (सेवा)	54	2,629.08	2,089.96	539.12	5,189
	TOURISM (पर्यटन)	43	2,532.75	2,416.89	115.86	3,002
	2053/54 TOTAL	242	14,032.46	10,977.43	3,055.04	23,745
2054/55	AGRO AND FORESTRY BASED (कृषि तथा वनजन्य)	5	357.25	336.61	20.64	699
	ENERGY BASED (उर्जामूलक)	2	1,501.17	1,422.67	78.5	140
	MANUFACTURING	35	2,811.00	2,081.95	729.05	3,642

	(उत्पादनमूलक)					
	MINERAL (खनिज)	1	3.29	3	0.29	24
	SERVICE (सेवा)	41	4,153.18	3,298.86	854.32	4,380
	TOURISM (पर्यटन)	28	1,705.79	1,546.75	159.05	1,251
	2054/55 TOTAL	112	10,531.68	8,689.83	1,841.85	10,136
2055/56	AGRO AND FORESTRY BASED (कृषि तथा वनजन्य)	5	467.04	393.87	73.17	810
	ENERGY BASED (उर्जामूलक)	7	623.05	538.65	84.4	371
	MANUFACTURING (उत्पादनमूलक)	39	6,561.34	4,240.44	2,320.90	3,761
	SERVICE (सेवा)	32	3,353.60	2,939.21	414.39	2,469
	TOURISM (पर्यटन)	27	1,541.47	1,303.86	237.62	1,471
	2055/56 TOTAL	110	12,546.50	9,416.02	3,130.48	8,882
2056/57	AGRO AND FORESTRY BASED (कृषि तथा वनजन्य)	6	305.47	266.75	38.71	588
	ENERGY BASED (उर्जामूलक)	6	11,576.36	10,157.06	1,419.30	154
	MANUFACTURING (उत्पादनमूलक)	71	7,063.75	4,692.83	2,370.93	8,247
	SERVICE (सेवा)	38	4,178.90	3,626.49	552.41	4,391
	TOURISM (पर्यटन)	38	2,783.88	2,625.77	158.11	1,738
	2056/57 TOTAL	159	25,908.36	21,368.90	4,539.46	15,118
2057/58	AGRO AND FORESTRY BASED (कृषि तथा वनजन्य)	3	684.02	577.15	106.88	202
	ENERGY BASED (उर्जामूलक)	2	648.74	544.55	104.19	68
	MANUFACTURING (उत्पादनमूलक)	67	5,850.14	3,880.28	1,969.86	6,312
	SERVICE (सेवा)	42	2,242.63	1,855.69	386.93	1,430
	TOURISM (पर्यटन)	31	1,341.08	1,206.79	134.29	1,153

	2057/58 TOTAL	145	10,766.61	8,064.46	2,702.15	9,165
2058/59	AGRO AND FORESTRY BASED (कृषि तथा वनजन्य)	11	967.54	1,344.37	-376.83	736
	CONSTRUCTION (निर्माण)	1	30	27	3	95
	ENERGY BASED (उर्जामूलक)	6	6,545.93	6,393.22	152.71	1,315
	MANUFACTURING (उत्पादनमूलक)	62	7,170.37	4,627.74	2,542.63	5,192
	SERVICE (सेवा)	42	5,639.51	4,164.71	1,474.79	3,545
	TOURISM (पर्यटन)	17	2,308.30	2,190.43	117.86	858
	2058/59 TOTAL	139	22,661.64	18,747.48	3,914.16	11,741
2059/60	AGRO AND FORESTRY BASED (कृषि तथा वनजन्य)	3	250.83	222.24	28.59	631
	ENERGY BASED (उर्जामूलक)	2	662.22	625.18	37.04	165
	MANUFACTURING (उत्पादनमूलक)	63	8,733.05	5,315.34	3,417.71	9,654
	SERVICE (सेवा)	25	3,054.31	2,079.12	975.19	1,881
	TOURISM (पर्यटन)	16	503.05	424.15	78.91	546
	2059/60 TOTAL	109	13,203.46	8,666.02	4,537.44	12,877
2060/61	AGRO AND FORESTRY BASED (कृषि तथा वनजन्य)	2	171.98	131.32	40.66	400
	CONSTRUCTION (निर्माण)	1	100	50	50	46
	ENERGY BASED (उर्जामूलक)	3	1,471.40	1,391.17	80.23	1,845
	MANUFACTURING (उत्पादनमूलक)	66	5,451.96	3,396.26	2,055.71	6,171
	SERVICE (सेवा)	42	5,316.30	4,825.03	491.27	2,154
	TOURISM (पर्यटन)	32	651.77	375.85	275.92	1,071
	2060/61 TOTAL	146	13,163.41	10,169.63	2,993.78	11,687

2061/62	AGRO AND FORESTRY BASED (कृषि तथा वनजन्य)	2	129.53	109.49	128.04	98
	MANUFACTURING (उत्पादनमूलक)	43	14,470.97	10,974.11	3,496.86	5,539
	SERVICE (सेवा)	41	2,269.68	1,687.51	582.17	2,247
	TOURISM (पर्यटन)	21	1,132.96	987.66	137.4	606
	2061/62 TOTAL	107	18,003.13	13,758.76	4,344.47	8,490
2062/63	AGRO AND FORESTRY BASED (कृषि तथा वनजन्य)	2	343.45	288.25	55.2	114
	CONSTRUCTION (निर्माण)	1	45.3	45	0.3	7
	ENERGY BASED (उर्जामूलक)	2	550.99	527.84	23.15	59
	MANUFACTURING (उत्पादनमूलक)	50	5,738.99	3,912.82	1,826.17	7,328
	SERVICE (सेवा)	40	2,238.09	1,762.52	475.57	2,014
	TOURISM (पर्यटन)	25	611.03	569.41	41.62	876
	2062/63 TOTAL	120	9,527.85	7,105.84	2,422.01	10,398
2063/64	AGRO AND FORESTRY BASED (कृषि तथा वनजन्य)	1	2.84	2.59	0.26	17
	CONSTRUCTION (निर्माण)	2	499.27	479.27	20.01	12
	ENERGY BASED (उर्जामूलक)	2	466	436.3	29.7	66
	MANUFACTURING (उत्पादनमूलक)	50	5,425.82	3,725.25	1,700.57	5,308
	MINERAL (खनिज)	1	5	3.5	1.5	100
	SERVICE (सेवा)	84	1,196.71	865.4	376.31	2,554
	TOURISM (पर्यटन)	37	528.05	460.72	67.32	1,175
	2063/64 TOTAL	177	8,123.68	5,973.02	2,195.66	9,232

2064/65	AGRO AND FORESTRY BASED (कृषि तथा वनजन्य)	12	236.1	196.8	39.3	434
	CONSTRUCTION (निर्माण)	2	1,200.00	1,193.00	7	61
	ENERGY BASED (उर्जामूलक)	6	1,898.74	1,396.55	502.19	1,169
	MANUFACTURING (उत्पादनमूलक)	80	11,217.26	9,144.79	2,072.46	5,307
	MINERAL (खनिज)	3	25.5	19.95	7.65	290
	SERVICE (सेवा)	65	3,980.88	2,225.99	1,754.88	3,815
	TOURISM (पर्यटन)	59	1,567.89	1,332.47	235.42	1,768
	2064/65 TOTAL	227	20,126.36	15,509.56	4,618.90	12,844
2065/66	AGRO AND FORESTRY BASED (कृषि तथा वनजन्य)	10	484	432.22	61.78	472
	CONSTRUCTION (निर्माण)	3	850	837	13	299
	ENERGY BASED (उर्जामूलक)	9	6,813.12	6,720.70	92.42	741
	MANUFACTURING (उत्पादनमूलक)	93	10,471.20	7,999.58	2,942.12	9,828
	MINERAL (खनिज)	20	2,569.00	2,376.20	192.8	2,430
	SERVICE (सेवा)	94	4,548.88	3,025.34	1,524.55	4,674
	TOURISM (पर्यटन)	72	1,225.16	1,135.88	89.27	1,915
	2065/66 TOTAL	301	26,961.36	22,526.92	4,915.94	20,359
2066/67	AGRO AND FORESTRY BASED (कृषि तथा वनजन्य)	1	2.5	2.1	0.4	24
	CONSTRUCTION (निर्माण)	4	2,450.00	2,396.87	53.13	430
	ENERGY BASED (उर्जामूलक)	14	23,173.38	21,227.21	1,946.18	611
	MANUFACTURING (उत्पादनमूलक)	78	7,324.99	5,375.10	1,949.89	6,320
	MINERAL (खनिज)	4	588	457.05	130.95	574

	SERVICE (सेवा)	96	4,333.43	3,619.65	713.78	4,694
	TOURISM (पर्यटन)	61	1,373.05	1,274.84	98.01	1,857
	2066/67 TOTAL	258	39,245.35	34,352.81	4,892.34	14,510
2067/68	AGRO AND FORESTRY BASED (कृषि तथा वनजन्य)	21	536.56	425.42	111.14	787
	CONSTRUCTION (निर्माण)	1	45	40	5	33
	ENERGY BASED (उर्जामूलक)	19	67,753.12	66,968.04	785.08	3,387
	MANUFACTURING (उत्पादनमूलक)	68	7,432.69	5,481.47	1,951.21	4,282
	MINERAL (खनिज)	4	99.6	88.1	11.5	426
	SERVICE (सेवा)	81	11,798.46	2,315.10	9,483.37	3,016
	TOURISM (पर्यटन)	48	2,750.14	2,595.04	155.11	1,796
	2067/68 TOTAL	242	90,415.58	77,913.17	12,502.40	13,727
2068/69	AGRO AND FORESTRY BASED (कृषि तथा वनजन्य)	12	161.2	142.7	18.5	396
	CONSTRUCTION (निर्माण)	2	490	456	34	176
	ENERGY BASED (उर्जामूलक)	33	55,014.91	53,263.61	1,751.30	1,816
	MANUFACTURING (उत्पादनमूलक)	59	17,189.88	14,780.78	2,409.09	6,527
	MINERAL (खनिज)	7	164	129.14	34.86	607
	SERVICE (सेवा)	105	9,596.70	8,940.72	655.98	5,530
	TOURISM (पर्यटन)	61	1,810.71	1,648.91	161.69	1,908
	2068/69 TOTAL	279	84,427.39	79,361.86	5,065.42	16,960
2069/70	AGRO AND FORESTRY BASED (कृषि तथा वनजन्य)	54	1,992.25	1,588.79	403.47	2,204
	ENERGY BASED (उर्जामूलक)	70	86,537.52	84,286.59	2,250.93	5,105
	MANUFACTURING	114	13,331.73	10,350.07	2,981.66	9,678

	(उत्पादनमूलक)					
	MINERAL (खनिज)	10	267.16	238.52	28.64	833
	SERVICE (सेवा)	95	10,321.28	4,925.22	5,396.06	5,911
	TOURISM (पर्यटन)	103	7,151.19	6,594.08	557.11	4,804
	2069/70 TOTAL	446	1,19,601.13	1,07,983.27	11,617.86	28,535
2070/71	AGRO AND FORESTRY BASED (कृषि तथा वनजन्य)	46	1,566.68	1,299.41	267.27	1,627
	CONSTRUCTION (निर्माण)	1	35,000.00	34,750.00	250	100
	ENERGY BASED (उर्जामूलक)	43	2,23,658.24	2,18,728.42	4,929.82	4,747
	MANUFACTURING (उत्पादनमूलक)	96	18,082.99	14,542.48	3,540.50	7,966
	MINERAL (खनिज)	2	105	81	24	262
	SERVICE (सेवा)	99	5,061.96	1,790.76	3,271.21	3,584
	TOURISM (पर्यटन)	84	5,832.77	5,506.70	326.08	3,252
	2070/71 TOTAL	371	2,89,307.65	2,76,698.77	12,608.88	21,538
2071/72	AGRO AND FORESTRY BASED (कृषि तथा वनजन्य)	1,513.90	1,348.21	165.69	1,596	50
	CONSTRUCTION (निर्माण)	1,223.00	919.55	303.46	324	6
	ENERGY BASED (उर्जामूलक)	83,081.73	82,381.08	700.64	2,392	29
	MANUFACTURING (उत्पादनमूलक)	17,393.13	13,893.52	3,499.61	6,059	90
	MINERAL (खनिज)	251	223.5	27.5	680	7
	SERVICE (सेवा)	8,063.16	5,968.56	2,094.60	4,952	135
	TOURISM (पर्यटन)	21,388.37	18,509.23	2,879.14	6,578	145
	2071/72 TOTAL	1,32,914.27	1,23,243.64	9,670.63	22,581	462
GRAND TOTAL		6,109	10,41,515.11	9,22,805.19	1,19,338.32	5,02,592

Trend of Industry Registration

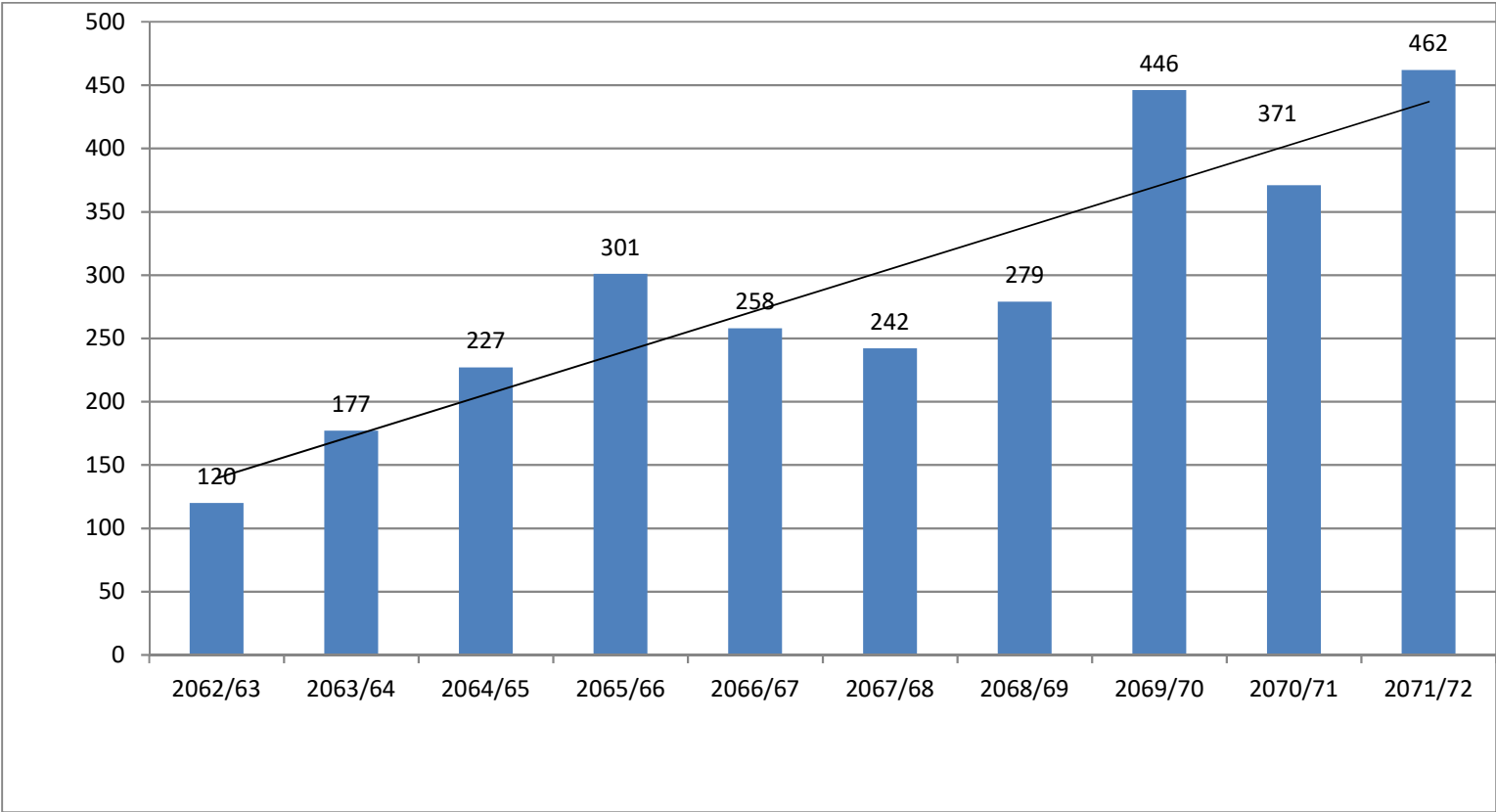


Table 7 : Number of Industries Registered by District(F.Y. 2071/72)

(Rs.mln)

DISTRICT	NO. OF INDUSTRY	TOTAL CAPITAL (Rs. in million)	FIXED CAPITAL (Rs. in million)	WORKING CAPITAL (Rs. in million)	NO. OF EMPLOYMENT
BAGLUNG (बाग्लुङ)	3	1,436.34	1,425.19	11.16	92
BANKE (बाँके)	5	1,085.67	1,001.20	84.47	223
BARA (बारा)	12	1,903.10	1,244.10	659	613
BARDIYA (बर्दिया)	1	7.86	7.4	0.46	16
BHAKTAPUR (भक्तपुर)	8	2,695.42	2,578.54	116.87	676
BHOJPUR (भोजपुर)	2	1,588.03	1,569.11	18.92	400
CHITWAN (चितवन)	14	2,153.10	1,711.45	441.65	782
DANG (दाङ)	5	272.9	181	91.9	425
DHADING (धादिङ)	4	119.6	94.83	24.78	168
DHANUSHA (धनुषा)	2	90	77.21	12.79	69
DOLKHA (दोलखा)	5	30,554.20	30,469.32	84.89	252
GORKHA (गोर्खा)	5	271.29	260.33	10.96	403
ILAM (इलाम)	1	871.01	851.01	20	55
JHAPA (झापा)	5	759	560.6	198.4	198
KAILALI (कैलाली)	4	286.5	222.05	64.45	405
KALIKOT (कालीकोट)	2	3,478.00	3,441.09	36.91	84
KAPILBASTU (कपिलवस्तु)	1	100	73	27	49
KASKI (कास्की)	44	3,344.81	3,202.81	142	1,038
KATHMANDU (काठमाडौं)	178	19,179.68	14,948.42	4,231.26	7,031
KAVRE (काभ्रे)	10	718	550.98	167.02	856
LALITPUR (ललितपुर)	82	4,614.51	3,810.61	803.91	3,244
LAMJUNG (लमजुङ)	1	1,589.49	1,549.49	40	80
MAKWANPUR (मकवानपुर)	6	5,044.00	4,812.50	231.5	427
MORANG (मोरङ्ग)	9	867.59	621.2	246.39	613

MUSTANG (मुस्ताङ)	1	245	222	23	45
MYAGDI (म्याग्दी)	3	28,306.59	28,066.59	240	959
NAWALPARASI (नवलपरासी)	5	1,044.08	814.2	229.88	356
NUWAKOT (नुवाकोट)	6	576.3	559.5	16.8	161
PALPA (पाल्पा)	1	172.5	161.5	11	67
PARBAT (पर्वत)	1	601.41	594.1	7.31	68
PARSA (पर्सा)	6	1,497.04	857.55	639.49	309
PYUTHAN (प्युठान)	2	90	78	12	200
RAMECHHAP (रामेछाप)	1	392.82	388.69	4.13	52
RASUWA (रसुवा)	2	7,554.90	7,383.98	170.93	137
RAUTAHT (रौतहट)	1	692	594.9	97.1	550
RUPANDEHI (रुपन्देही)	8	3,192.85	2,927.77	265.08	806
SANKHUWASABHA (संखुवासभा)	1	747	736.8	10.2	52
SINDHUPALCHOWK (सिन्धुपाल्चोक)	6	3,468.98	3,442.44	26.55	130
SOLUKHUMBU (सोलुखुम्बु)	2	135	127.5	7.5	95
SUNSARI (सुनसरी)	5	660.06	547.96	112.11	321
TANAHU (तनहुँ)	2	507.64	476.75	30.88	74
TOTAL	462	1,32,914.27	1,23,243.64	9,670.63	22,581

Table 8 : Number of Industries Registered by District (Up to F.Y. 2071/72)

DISTRICT	NO. OF INDUSTRY	TOTAL CAPITAL (Rs. in million)	FIXED CAPITAL (Rs. in million)	WORKING CAPITAL (Rs. in million)	NO. OF EMPLOYMENT
ACHHAM (अछाम)	4	1,071.57	1,050.17	21.4	257
ARGHAKHACHI (अर्घाखाँची)	3	4,558.08	4,328.58	229.49	353
BAGLUNG (बागलुङ)	8	3,281.12	3,248.66	32.46	326
BAITADI (बैतडी)	5	87	76.3	10.7	416
BAJHANG (बाझाङ)	4	783.3	758.8	24.5	285
BAJURA (बाजुरा)	1	39.9	31.63	8.28	29
BANKE (बाँके)	67	8,865.50	7,324.69	1,540.80	6,104
BARA (बारा)	208	32,240.06	21,261.48	10,978.58	22,218
BARDIYA (बर्दिया)	16	627.93	534.93	93	678
BHAKTAPUR (भक्तपुर)	144	9,036.89	7,519.46	1,517.42	14,168
BHOJPUR (भोजपुर)	6	2,735.27	1,700.84	1,034.43	622
CHITWAN (चितवन)	165	18,037.90	14,059.92	3,977.98	10,738
DADEL DHURA (डडेलधुरा)	3	111.19	103.22	7.97	85
DAILEKH (दैलेख)	4	1,531.75	1,509.25	22.5	144
DANG (दाङ)	33	9,907.34	8,950.79	958.64	4,204
DARCHULA (दार्चुला)	5	1,954.86	1,910.27	44.59	319
DHADING (धादिङ)	45	17,984.84	16,919.50	1,065.34	3,063
DHANKUTA (धनकुटा)	17	2,240.44	1,914.83	335.61	2,759
DHANUSHA (धनुषा)	32	3,804.72	3,268.58	536.15	2,828
DOLKHA (दोलखा)	29	83,766.80	83,251.64	515.16	5,956
DOLPA (डोल्पा)	1	4.72	3.91	0.81	21

DOTI (डोटी)	6	13,400.00	13,280.70	119.3	220
GORKHA (गोर्खा)	23	3,867.05	3,753.39	113.66	1,577
GULMI (गुल्मी)	5	1,820.77	1,747.37	73.4	109
HUMLA (हुम्ला)	5	46	38.7	7.3	105
ILAM (इलाम)	36	11,693.95	10,373.74	1,320.20	5,955
JAJARKOT (जाजरकोट)	1	50	46	4	55
JHAPA (झापा)	94	7,431.79	6,249.76	1,182.03	14,333
KAILALI (कैलाली)	32	3,123.18	1,828.13	1,295.05	3,184
KALIKOT (कालीकोट)	4	7,278.00	7,041.09	236.91	314
KANCHANPUR (कन्चनपुर)	23	2,257.77	1,838.99	418.77	3,391
KAPILBASTU (कपिलवस्तु)	26	5,003.22	4,048.15	955.08	3,116
KASKI (कास्की)	308	45,347.19	41,736.46	3,602.83	15,100
KATHMANDU (काठमाडौं)	2,783	1,60,031.44	1,23,551.07	36,525.07	2,11,932
KAVRE (काभ्रे)	132	6,735.58	5,359.61	1,375.96	10,969
KHOTANG (खोटाङ)	3	988.5	962.25	26.25	100
LALITPUR (ललितपुर)	655	32,102.96	22,059.76	10,151.20	38,074
LAMJUNG (लमजुङ)	25	34,489.94	33,491.16	998.78	1,905
MAHOTTARI (महोत्तरी)	4	996.6	842.77	153.84	767
MAKWANPUR (मकवानपुर)	93	17,134.41	13,982.34	3,152.08	8,914
MANANG (मनाङ)	1	900	885	15	256
MORANG (मोरङ्ग)	220	17,225.74	12,065.07	5,160.66	19,295
MUGU (मुगु)	2	50.97	45.11	5.86	68
MUSTANG (मुस्ताङ)	7	2,466.35	2,391.39	74.96	402
MYAGDI (म्याग्दी)	14	62,896.27	62,113.81	782.46	1,470
NAWALPARASI (नवलपरासी)	94	19,321.60	15,675.67	3,645.93	9,278

NUWAKOT (नुवाकोट)	36	11,295.20	10,932.87	363.33	1,701
OKHALDHUNDA (ओखलढुङ्गा)	1	1,214.00	1,200.00	14	50
PALPA (पाल्पा)	6	1,434.71	1,269.78	164.93	573
PANCHATHAR (पाँचथर)	9	5,957.14	5,850.69	106.45	2,743
PARBAT (पर्वत)	3	721.41	710.41	11	299
PARSA (पर्सा)	146	13,624.89	8,128.57	5,966.82	13,698
PYUTHAN (प्युठान)	2	90	78	12	200
RAMECHHAP (रामेछाप)	11	21,395.74	20,545.42	850.32	735
RASUWA (रसुवा)	17	39,709.81	37,289.39	2,420.43	2,258
RAUTAHT (रौतहट)	8	1,234.23	1,051.30	182.92	1,009
ROLPA (रोल्पा)	3	1,022.79	971.86	50.94	4,066
RUKUM (रुकुम)	2	400	355	45	216
RUPANDEHI (रुपन्देही)	172	21,894.14	16,723.81	5,170.33	17,095
SALYAN (सल्यान)	1	6,200.00	6,000.00	200	273
SANKHUWASABHA (संखुवासभा)	12	89,996.04	88,353.38	1,642.66	1,552
SAPTARI (सप्तरी)	12	770.99	617.27	153.72	1,139
SARLAHI (सर्लाही)	15	3,330.77	2,823.32	507.46	2,433
SINDHULI (सिन्धुली)	2	203.84	194.85	8.99	195
SINDHUPALCHOWK (सिन्धुपाल्चोक)	41	48,731.27	47,413.63	1,317.65	3,391
SIRAHA (सिराहा)	9	3,202.39	2,711.92	490.47	1,293
SOLUKHUMBU (सोलुखुम्बु)	34	28,810.51	27,783.99	1,026.52	2,875

SUNSARI (सुनसरी)	124	11,929.74	9,017.23	2,912.51	13,706
SURKHET (सुर्खेत)	8	2,195.46	1,904.00	291.46	787
SYANGJA (स्याङ्जा)	4	406.32	281.19	125.14	498
TANAHU (तनहुँ)	16	42,439.14	42,233.16	205.98	2,019
TAPLEJUNG (ताप्लेजुङ)	9	15,545.43	15,381.44	163.98	367
TEHRATHUM (तेह्रथुम)	5	2,575.00	2,551.15	23.85	195
UDAYPUR (उदयपुर)	5	5,853.71	5,296.60	557.11	764
TOTAL	6,109	10,41,515.11	9,22,805.19	1,19,338.32	5,02,592

Top Ten Districts on the basis of Industries Registration up to F/Y 2071/072

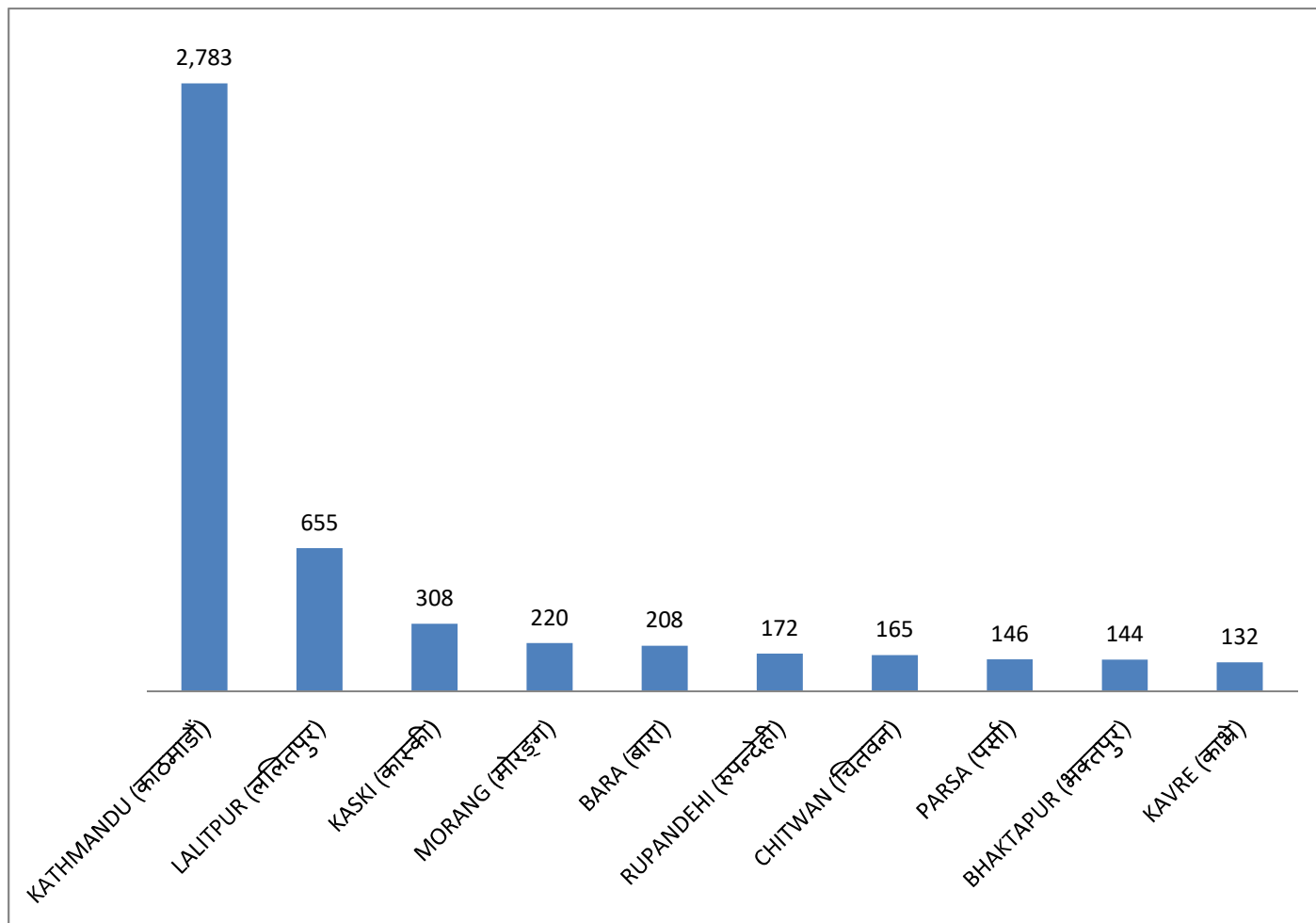


Table 9 : List of Industries Approved for Foreign Investment (F.Y. 2071/72)

S.N.	Company Name	Location	Foreign Investment	Products & Annual Capacity	Employment	Country	Foreign Equity (%)
Agricultural							
1	ANCHA ORGANIC VEGETABLES PVT. LTD.	KATHMANDU	2,50,00,000	ORGANIC VEGETABLES 180 MT	25	CHINA (MAINLAND)	Foreign - 100%
2	MANJARI COFFEE PVT. LTD.	LALITPUR	2,00,00,000	COFFEE BEANS 25 MT	37	USA	Foreign - 100%
3	SWEET ORGANIC AGRICULTURE PVT. LTD.	KATHMANDU	3,00,00,000	VEGETABLES 156 MT	25	UZBEKISTAN	Foreign - 100%
4	MEI WEI FRESH GREEN VEGETABLES COMPANY PVT. LTD.	KATHMANDU	2,50,00,000	ORGANIC VEGETABLES 150 MT	25	CHINA (MAINLAND)	Foreign - 100%
5	HISHAU ORGANIC FARMING PVT. LTD.	SUNSARI	50,00,000	ORGANIC VEGETABLES 70 MT	13	JAPAN	Foreign - 100%
6	CHINEASE VEGETABLE PVT. LTD.	KATHMANDU	2,50,00,000	VEGETABLES 152 MT	25	CHINA (MAINLAND)	Foreign - 100%
7	HONG XIANG GREEN HOUSE PVT. LTD.	KATHMANDU	3,35,00,000	ORGANIC VEGETABLES 270 MT	25	CHINA (MAINLAND)	Foreign - 100%
8	SHENG LI ORGANIC GREEN VEGETABLES PVT. LTD.	KATHMANDU	2,50,00,000	ORGANIC VEGETABLES 150 MT	25	CHINA (MAINLAND)	Foreign - 100%
9	UTTAM COFFEE UDHYOG PVT. LTD.	SINDHUPALCH OWK	1,00,00,000	COFFEE FARMING AND PROCESSING 10500 KG	45	SOUTH KOREA	Foreign - 100%

S.N.	Company Name	Location	Foreign Investment	Products & Annual Capacity	Employment	Country	Foreign Equity (%)
10	HIGH ORGANIC FARMING PVT. LTD.	KATHMANDU	3,00,00,000	VEGETABLES 148 MT	25	CHINA (MAINLAND)	Foreign - 100%
11	XIANG XIANG ORGANIC VEGETABLES PVT. LTD.	LALITPUR	2,50,00,000	ORGANIC VEGETABLES 150 MT	24	CHINA (MAINLAND)	Foreign - 100%
12	BERRY FRUITS PRODUCTION PVT. LTD.	KAVRE	1,00,00,000	FRUITS 20 MT, JAM 15 MT	25	RUSSIA	Foreign - 100%
13	XIN XUAN GREEN VEGETABLES PVT. LTD.	KATHMANDU	2,50,00,000	ORGANIC VEGETABLES 180 MT	25	CHINA (MAINLAND)	Foreign - 100%
14	EUREKA FARM PVT. LTD.	NUWAKOT	58,80,000	ORGANIC VEGETABLES 120 MT, FRUITS 10 MT	20	FRANCE	Local - 30%, Foreign - 70%
15	MEI LI FLORICULTURE PRODUCTION PVT. LTD.	KATHMANDU	2,50,00,000	FLOWERS 30 MT	37	CHINA (MAINLAND)	Foreign - 100%
16	SHANNA VEGETABLE PVT. LTD.	KATHMANDU	3,50,00,000	VEGETABLES 160 MT	25	CHINA (MAINLAND)	Foreign - 100%
17	AMANDA'S ORGANIC FARM PVT. LTD.	NUWAKOT	50,00,000	ORGANIC VEGETABLES 98 MT, FRUITS 10 MT	27	AUSTRALIA	Foreign - 100%
18	FRIENDSHIP ORGANIC PVT. LTD.	MAKWANPUR	2,50,00,000	ORGANIC VEGETABLES 180 MT, FRUITS 70 MT	40	CHINA (MAINLAND)	Foreign - 100%
19	LELE COFFEE PVT. LTD.	LALITPUR	3,00,00,000	COFFEE BEANS 27 MT	37	CHINA (MAINLAND)	Foreign - 100%
20	JILL'S HAPPY ORGANIC FARM PVT. LTD.	KATHMANDU	50,00,000	ORGANIC VEGETABLES 60 MT	13	USA	Foreign - 100%
21	RATNA HIMALAYAN COFFEE PVT. LTD.	KASKI	1,00,00,800	ROSTED COFFEE 6 MT	20	JAPAN	Local - 16.66%, Foreign - 83.34%

S.N.	Company Name	Location	Foreign Investment	Products & Annual Capacity	Employment	Country	Foreign Equity (%)
22	HEAVENLY ORGANIC FARMING PVT. LTD.	JHAPA	2,00,00,000	VEGETABLES 128 MT, FRUITS 8 MT	19	CANADA	Foreign - 100%
23	LU SE ORGANIC FARMING COMPANY PVT. LTD.	LALITPUR	2,50,00,000	ORGANIC FRUITS 50 MT, ORGANIC VEGETABLES 50 MT	39	CHINA (MAINLAND)	Foreign - 100%
24	ALL TIME ORGANIC FARMING PVT. LTD.	KATHMANDU	3,00,00,000	VEGETABLES 147 MT	25	RUSSIA	Foreign - 100%
25	MANNA PRODUCTS PVT. LTD.	LALITPUR	2,05,00,000	VEGETABLES 90 MT, PIG 200 NOS., GOAT 100 NOS., BUFFALO 50 NOS.	29	SINGAPORE	Foreign - 100%
26	THANSING ORGANIC FARMING PVT. LTD.	NUWAKOT	3,00,00,000	VEGETABLES 151 MT	25	FRANCE	Foreign - 100%
27	JIA JIA MEI FLORICULTURE INDUSTRY PVT. LTD.	LALITPUR	2,50,00,000	FLOWERS 30 MT	37	CHINA (MAINLAND)	Foreign - 100%
28	SUNSHINE VALLEY ORGANIC FARM PVT. LTD.	KATHMANDU	2,50,00,000	VEGETABLES 151 MT	25	BRITISH VIRGIN ISLANDS	Foreign - 100%
29	THEO ORGANIC FARM PVT. LTD.	KASKI	50,00,000	ORGANIC VEGETABLE 100 MT	0	NETHERLANDS ANTILLES	Foreign - 100%
30	JUN YAN FARMING COMPANY PVT. LTD.	KATHMANDU	2,50,00,000	ORGANIC VEGETABLES 150 MT	20	CHINA (MAINLAND)	Foreign - 100%
31	VARIETY FRESH AGRO PRODUCTS PVT. LTD.	KATHMANDU	1,05,00,000	VEGETABLE 100 MT, BEAN CURD (TOFU) 600 MT, BEAN SPROUT 300 MT	30	CHINA (MAINLAND)	Local - 50%, Foreign - 50%
32	JIREH PVT. LTD.	GORKHA	1,00,00,000	GOAT 3000 NOS	14	NEW ZEALAND	Foreign - 100%

S.N.	Company Name	Location	Foreign Investment	Products & Annual Capacity	Employment	Country	Foreign Equity (%)
33	DECHAN ORGANIC FARM PVT. LTD.	NUWAKOT	4,00,00,000	VEGETABLE 120 MT, FLOWERS 5 MT	28	SPAIN	Foreign - 100%
34	EASY ORGANIC FARM PVT. LTD.	KASKI	55,00,000	ORGANIC VEGETABLES 90 MT	15	CANADA	Local - 31.25%, Foreign - 68.75%
35	KAIROS AGRO COMPANY PVT. LTD.	KAVRE	1,00,00,000	VEGETABLE 70 MT, FLOWER 4 MT	29	SOUTH KOREA	Foreign - 100%
36	BILOBA ORGANIC FARM PVT LTD.	SINDHUPALCH OWK	50,00,000	VEGETABLE 110 MT, FRUITS 4 MT	24	NORWAY	Foreign - 100%
37	KATHRYN ORGANIC FARM PVT .LTD	KAVRE	50,00,000	ORGANIC VEGETABLES 90 MT	16	NEW ZEALAND	Foreign - 100%
38	HANEUL ORGANIC FARM PVT. LTD.	KASKI	1,00,00,000	ORGANIC VEGETABLES 200 MT	45	SOUTH KOREA	Foreign - 100%
39	MITHO ORGANIC FOOD PVT. LTD.	LALITPUR	50,00,000	ORGANIC VEGETABLES 135 MT.	27	SOUTH KOREA	Foreign - 100%
Construction							
40	CHINA BIG HOTEL PVT. LTD.	KATHMANDU	10,00,00,000	COMMERCIAL BUILDING 13000 SQ. FT.	25	CHINA (MAINLAND)	Foreign - 100%
Energy Based							
41	जलविद्युत उत्पादन गर्ने ।	KALIKOT	33,68,52,80,000	जलविद्युत 420 मे.वा.	80	INDIA	Local - 20%, Foreign - 80%
42	CHERA KHOLA HYDROPOWER PVT. LTD.	KATHMANDU	2,40,00,000	FEASIBILITY STUDY 149 MW	40	SOUTH KOREA	Local - 40%, Foreign - 60%
43	FEASIBILITY STUDY OF HYDROPOWER PROJECT को	OKHALDHUNDA	4,75,00,000	FEASIBILITY STUDY OF HYDROPOWER PROJECT 10 MW	5	INDIA	Local - 5%, Foreign - 95%

S.N.	Company Name	Location	Foreign Investment	Products & Annual Capacity	Employment	Country	Foreign Equity (%)
	कार्य गर्ने						
44	UPPERDAKI HYDROPOWER COMPANY PVT. LTD.	MYAGDI	20,24,00,00,000	HYDRO POWER 65 MW	845	CHINA (HONG KONG)	Local - 8%, Foreign - 92%
45	जल विद्युत उत्पादन गर्ने	MUSTANG	29,03,26,400	HYDRO POWER 2 MW	22	FINLAND	Local - 20%, Foreign - 80%
Manufacturing							
46	STARKEY LABORATORIES NEPAL PVT. LTD.	LALITPUR	1,40,46,368	HEARING AIDS 540 NOS., EAR MOULDS 360 NOS., HEARING AIDS REPAIR 3400 NOS.	8	INDIA	Foreign - 100%
47	R.K. PLASTIC PVT. LTD.	KATHMANDU	3,00,00,000	DISPOSIBLE PLASTIC ITEMS 100 MT, ICECREAM CONE 14 MT	19	INDIA	Foreign - 100%
48	स्न्याक्सहरु उत्पादन गर्ने	JHAPA	98,00,000	SNACKS 1800 MT	30	INDIA	Local - 80%, Foreign - 20%
49	THE SECOND TIME AROUND PVT. LTD.	KATHMANDU	50,00,000	TABLE 120 NOS., RACK 30 NOS., BED 300 NOS., CHAIR 300 NOS., CUPBOARD 50 NOS.	24	USA	Foreign - 100%
50	DREAL INCORPORATE PVT. LTD.	LALITPUR	50,00,000	PANTS 10000 NOS., SHIRTS 10000 NOS., TRAUSER 2000 NOS, BABY CLOTH 6000 NOS., HALF PANT 2000 NOS.	38	JAPAN	Foreign - 100%
51	WHITE COOPERATION INDUSTRY	CHITWAN	3,36,00,000	FILE, NOTE BOOK, COPY, REGISTER ENVELOP ETC.	44	SOUTH KOREA	Local - 30%, Foreign - 70%

S.N.	Company Name	Location	Foreign Investment	Products & Annual Capacity	Employment	Country	Foreign Equity (%)
				800 MT			
52	NOODLES उत्पादन गर्ने	KATHMANDU	2,50,00,000	NOODLES 1500 MT	30	CHINA (MAINLAND)	Foreign - 100%
53	MARYNA READYMADE GARMENTS PVT. LTD.	KATHMANDU	50,00,000	PANTS 10000 NOS., SHIRTS 10000 NOS., TROUSER 2000 NOS., BABY CLOTHS 6000 NOS., HALF PANT 2000 NOS.	39	UKRAINE	Foreign - 100%
54	विभिन्न किसिमका CONFECTIONARY उत्पादन गर्ने	KATHMANDU	1,00,00,000	CONFECTIONARY 100 MT, CHOCOLATE COATED WAFER 50 MT, PLAINWAFER 50 MT	30	INDIA	Foreign - 100%
55	MIAN MIAN XIANG NOODLES PVT. LTD.	KATHMANDU	2,50,00,000	NOODLES 1100 MT	30	CHINA (MAINLAND)	Foreign - 100%
56	YE CHEN NOODLES MANUFACTURING PVT. LTD.	KATHMANDU	2,90,00,000	NOODLES 1500 MT	30	CHINA (MAINLAND)	Foreign - 100%
57	DELTA PLUS INDUSTRIES PVT. LTD.	KATHMANDU	11,11,57,560	DIAMOND CUTTING TOOLS 60000 NOS.	30	INDIA	Local - 49%, Foreign - 51%
58	WA HA HA JUICE COMPANY PVT. LTD.	KATHMANDU	2,50,00,000	JUICE 750 KL	35	CHINA (MAINLAND)	Foreign - 100%
59	SHANGRILA READYMADE INDUSTRIES PVT. LTD.	KATHMANDU	1,50,50,000	SHIRTS 70000 PIECE, TROUSER 30000 PIECE, TRACK SUIT 20000 PIECE, T-SHIRTS 20000 PIECE, JACKETS 20000 PIECE, WASTCOAT	30	CHINA (MAINLAND)	Local - 57%, Foreign - 43%

S.N.	Company Name	Location	Foreign Investment	Products & Annual Capacity	Employment	Country	Foreign Equity (%)
				20000 PIECE, KURTA 20000 PIECE, QUILTS & BLANKETS 50000 PIECE			
60	CROWN HAIR MANUFACTURING PVT. LTD.	LALITPUR	2,00,00,000	NEW WIGS 900 NOS., WIGS RECONDITIONING 4500 NOS., WIGS EXTRACSION 1500 NOS.	180	SOUTH KOREA	Foreign - 100%
61	FRIENDSHIP MEAT PRODUCTS PVT. LTD.	MAKWANPUR	1,50,00,000	FROZEN MEAT 300 MT, DRIED MEAT 100 MT, SAUSAGE MEAT 100 MT	26	CHINA (MAINLAND)	Foreign - 100%
62	HUI JIA JUICE COMPANY PVT. LTD.	KATHMANDU	2,50,00,000	JUICE 600 KL	30	CHINA (MAINLAND)	Foreign - 100%
63	HIMADRI FOODS PVT. LTD.	BARA	2,40,00,000	CANDY 3000 MT, BUBLE GUM 1000 MT, LOLLYPOP 1000 MT	25	UNITED ARAB EMIRATES	Foreign - 100%
64	READYMADE GARMENTS उत्पादन गर्ने	KATHMANDU	1,50,00,000	READYMADE GARMENTS 9000 PIECE	16	RUSSIA	Foreign - 100%
65	HERB NEPAL PVT. LTD.	BHAKTAPUR	90,00,000	ORGANIC HERBS 50 MT, ORGANIC VEGETABLES 10 MT, HERBAL POWDER 10 MT, DEHYDRATED VEGETABLES 5 MT	15	THE NETHERLANDS	Foreign - 100%
66	S.P.L. FIBERGLASS AND GRILL METAL IND. PVT. LTD.	LALITPUR	99,99,000	FIBERGLASS PRODUCTS 300 MT, METAL PRODUCTS RAILING TERUSETE 200 MT	21	INDIA	Local - 33.34%, Foreign - 66.66%

S.N.	Company Name	Location	Foreign Investment	Products & Annual Capacity	Employment	Country	Foreign Equity (%)
67	ALTAI HIMALAYA WORKSHOP PVT. LTD. BRANCH-2	KATHMANDU	4,50,00,000	SHAWL 10000 PIC., STOLE 4000 PIC., MUFFLER 4000 PIC, SWEATER 1000 PIC., TROUSER 1000 PIC.	62	SWAZILAND	Foreign - 100%
68	ALTAI HIMALAYA WORKSHOP PVT. LTD. BRANCH-3	SOLUKHUMBU	3,50,00,000	SHAWL 7000 PIC., STOLE 3000 PIC., MUFFLER 3000 PIC., SWEATER 1000 PIC., TROUSER 1000 PIC.	56	SINGAPORE	Foreign - 100%
69	ASSEMBLE OF DESKTOP/LAPTOP COMPUTER AND AUTOMATED ELECTRONIC CHARGING MACHINE उत्पादन गर्ने	KATHMANDU	2,00,00,000	DESKTOP COMPUTER 1000 NOS., LAPTOP COMPUTER 600 NOS., AUTOMATED ELECTRONIC CHARGING MACHINE 100 NOS.	25	TURKEY	Foreign - 100%
70	ASSEMBLE OF DESKTOP/LAPTOP COMPUTER AND AUTOMATED ELECTRONIC CHARGING MACHINE प्रदान गर्ने	KATHMANDU	2,00,00,000	DESKTOP COMPUTER 1000 NOS., LAPTOP COMPUTER 600 NOS., AUTOMATED ELECTRONIC CHARGING MACHINE 100 NOS.	25	TURKEY	Foreign - 100%
71	DOFUGI NEXT ENERGY PVT. LTD.	KATHMANDU	2,00,00,000	SOLAR PV SYSTEM FOR HOME APPLIANCE 500 SEATS, SOLAR PV SYSTEM FOR LIGHTNING 4000 SEATS	33	JAPAN	Foreign - 100%
72	ASSEMBLE गरी DIGITAL SET-	LALITPUR	4,43,65,000	DIGITAL SET-TOP BOX 100000	34	CHINA (MAINLAND)	Local - 5%, Foreign -

S.N.	Company Name	Location	Foreign Investment	Products & Annual Capacity	Employment	Country	Foreign Equity (%)
	TOP BOX उत्पादन गर्ने			NOS.		D)	95%
73	C.Q. HYDRO AND ENGINEERING PVT. LTD.	CHITWAN	60,00,000	FABRICATION OF HYDRO MECHANICAL COMPONENT 150 MT, STEEL BRIDGE 90 MT, STEEL TRUSSES 30 MT, MICRO HYDRO TURBINES & ACCESSORIES 12 MT, STEEL METAL PRODUCTS 12 MT	35	CHINA (MAINLAND)	Local - 40%, Foreign - 60%
74	COMPUTER SOFTWARE उत्पादन गर्ने	KATHMANDU	1,00,00,000	COMPUTER SOFTWARE 350 NOS	100	UK	Foreign - 100%
75	JAPANESE ENERGY PVT. LTD.	KATHMANDU	10,00,00,000	SOLAR PV SYSTEM FOR HOME APPLIANCE 500 SEATS, SOLAR PV SYSTEM FOR LIGHTING 4000 SEATS	24	JAPAN	Foreign - 100%
76	HARI AND ECHO'S WINDOW PVT. LTD.	KASKI	1,00,00,000	SHIRTS 20800 NOS, TROUSER 15000 NOS, TRACK SUIT 10000 NOS, T-SHIRTS 10000 NOS, JACKETS 10000 NOS, WAISTCOAT 10000 NOS, CAP 15000 NOS, KURTA 10000 NOS	45	ITALY	Foreign - 100%
77	तितेपातीबाट तेल र कपास	KATHMANDU	1,00,00,000	तेल 2 MT, कपास 10 MT	0	JAPAN	Foreign - 100%

S.N.	Company Name	Location	Foreign Investment	Products & Annual Capacity	Employment	Country	Foreign Equity (%)
	उत्पादन गर्ने						
78	T.K. BROTHERS COMPANY PVT. LTD.	KATHMANDU	1,00,00,000	SOLAR PV SYSTEM FOR HOME APPLIANCE 500 SEATS, SOLAR PV SYSTEM FOR LIGHTING 4000 SETS	24	JAPAN	Foreign - 100%
79	HIM DANA PVT. LTD.	RUPANDEHI	1,13,63,500	MASH FEED 6000 MT, PELLET FEED 3000 MT	25	THE NETHERLANDS	Local - 75%, Foreign - 25%
80	BUILDERS CHOICE PVT. LTD.	DHADING	50,00,000	CONCRETE HOLLOW BLOCK 300000 NOS.	29	CANADA	Foreign - 100%
81	SHAANXI ACTIVATION ENERGY WATER SUPPLY ENGINEERING NEPAL PVT. LTD.	BHAKTAPUR	55,00,00,000	PURIFIED DRINKING WATER IN BOTTLE 17280 KL, PURIFIED DRINKING WATER IN JARS 38400 KL	95	CHINA (MAINLAND)	Foreign - 100%
82	CROWN ART NEPAL PVT. LTD.	KATHMANDU	1,00,00,000	NEW WINGS 2500 NOS, WINGS RECONDITIONING 1250 NOS, WINGS EXTENSION 1250 NOS	80	SOUTH KOREA	Foreign - 100%
83	WASTE RUBBER AND PLASTIC RECYCLING AND PROCESSING गर्ने	MAKWANPUR	1,52,00,000	WASTE RUBBER AND PLASTIC RECYCLING 3000 MT	35	NEW ZEALAND	Foreign - 100%
84	ORGANIC VEGETABLE FARMING गर्ने	LALITPUR	1,00,00,000	ORGANIC VEGETABLES 60 MT, BUFFALOES 50 NOS, PIG 50	0	INDIA	Foreign - 100%

S.N.	Company Name	Location	Foreign Investment	Products & Annual Capacity	Employment	Country	Foreign Equity (%)
	I			NOS, MILK 365000 LTR			
85	पश्मिना तथा READYMADE GARMENTS उत्पादन गर्ने	BHAKTAPUR	50,00,000	GARMENTS (PASMINA, SHAWL, STOLE, SWEETER, SCORT, SHIRT, TROUSER) 120000 NOS.	40	INDIA	Foreign - 100%
86	ASSEMBLE गरी व्याट्रीबाट चल्ने मोटरसाइकल र स्कूटर उत्पादन गर्ने	KATHMANDU	4,00,03,200	MOTERCYCLE 500 NOS, SCOOTER 200 NOS	36	CHINA (MAINLAN D)	Local - 16.66%, Foreign - 83.34%
87	GOAT AND BUFF LEATHER (WET BLUE, CRUST, FINISHED) PROCESSING गर्ने र LEATHER SPLITS (BY PRODUCT) PRODUCTION गर्ने ।	BARA	12,00,00,000	BUFF LEATHER PROCESSING (WETBLUE, CRUST, FINISHED) 243000 SQ.FT., GOAT LEATHER PROCESSING(WE TBLUE, CRUST, FINISHED) 525000 SQ.FT., LEATHER SPLITS (BY PRODUCT) 729000 SQ.FT.	0	CHINA (MAINLAN D)	Foreign - 100%
88	JEWELLARY राख्ने PACKAGING BOX उत्पादन गर्ने	KATHMANDU	1,00,00,000	JEWELLARY PACKAGING BOX 38 MT	0	INDIA	Foreign - 100%
89	HUA ER SOLAR COMPANY PVT. LTD.	LALITPUR	3,00,00,000	SOLAR PV SYSTEM FOR HOME APPLIANCES 500 SEATS, SOLAR PV SYSTEM FOR LIGHTING 5000 SEATS	30	CHINA (MAINLAN D)	Foreign - 100%
90							

S.N.	Company Name	Location	Foreign Investment	Products & Annual Capacity	Employment	Country	Foreign Equity (%)
91	READYMADE GARMENTS उत्पादन गर्ने	KATHMANDU	2,00,00,000	READYMADE GARMENT (BAG, PURSE, WALLET, HAT CAPS, SHAWLS, SCAARVES ETC) 120000 PIECES	40	USA	Foreign - 100%
92	C.N.T. INDUSTRIES PVT. LTD.	KATHMANDU	2,50,00,000	STAINLESS STEEL WATER TANK 6000 NOS.	25	CHINA (MAINLAND)	Foreign - 100%
93	CEMENT का TILES PAVERS, BRICKS & BLOCKS AND WOODEN FURNITURE उत्पादन गर्ने	MAKWANPUR	75,00,000	CEMENT TILES 200000 NOS, CEMENT PAVERS 400000 NOS, CEMENT BRICKS & BLOCKS 200000 NOS, WOODEN FURNITURE 1000 NOS	27	SWITZERLAND	Local - 25%, Foreign - 75%
94	WOODEN FURNITURE उत्पादन गर्ने	MAKWANPUR	2,80,00,000	WOODEN FURNITURE 6200 NOS	25	CHINA (MAINLAND)	Local - 30%, Foreign - 70%
95	DING DING TOFU TOYA PRODUCTION INDUSTRY PVT. LTD.	LALITPUR	2,50,00,000	BEAN CURD (TOFU) 700 MT, BEAN SPROUT 400 MT	25	CHINA (MAINLAND)	Foreign - 100%
96	JIN YUAN SNACKS MANUFACTURING INDUSTRY PVT. LTD.	LALITPUR	2,50,00,000	SNACKS 600 MT	25	CHINA (MAINLAND)	Foreign - 100%
97	COMPOST मल उत्पादन गर्ने	KAVRE	80,00,000	COMPOST 455 MT	22	MAURITIUS	Foreign - 100%
98	BIRA DRAGONFLY PVT. LTD.	MAKWANPUR	4,26,30,000	UPVC PROFILE MANUFACTURING 2500 MT	33	CHINA (MAINLAND)	Local - 51%, Foreign - 49%
99	RECHARGE LABS PVT. LTD.	KATHMANDU	50,00,000	SOLAR PV SYSTEM FOR HOME	24	FRANCE	Foreign - 100%

S.N.	Company Name	Location	Foreign Investment	Products & Annual Capacity	Employment	Country	Foreign Equity (%)
				APPLIANCE 500 SETS, SOLAR PV SYSTEM FOR LIGHTING 4000 SETS			
100	PROCESSED LEATHER (WET-BLUE/CRUST/FINISHED) & LEATHER Splits (By Product) उत्पादन गर्ने	BARA	12,00,00,000	GOAT LEATHER 498750 SQ.FT., BUFF LEATHER 2475000 SQ.FT., LEATHER SPLITS (BY PRODUCT) 742500 SQ.FT.	133	CHINA (MAINLAND)	Foreign - 100%
101	THE WHITE YAK PVT. LTD.	KATHMANDU	2,00,00,000	READYMADE GARMENTS, BAG, PURSE, WALLETS, CAPS, SHAWL, SCARVES, JACKET BELTS ETC. 120000 NOS	40	USA	Foreign - 100%
102	THE FELTERS PVT. LTD.	LALITPUR	50,00,000	BAGS, SCARF, HATS, SHAWLS, SCARVES WAISTCOAT JACKET, SHOES ETC. 12000 PIECES	40	GERMANY	Local - 50%, Foreign - 50%
103	AGUAONE AND COMPANY PVT. LTD.	BANKE	50,00,000	SOAP 240 MT, DETERGENT 150 MT	20	INDIA	Foreign - 100%
104	JI WEI FOODS PVT. LTD.	KASKI	1,50,00,000	BEAN CURD (TOFU) 600 MT	20	CHINA (MAINLAND)	Foreign - 100%
Minerals							
105	SEPTUM MINING INDUSTRIES PVT. LTD.	GORKHA	99,99,000	LIME STONE 10000 MT, GROUND LIME STONE 9000 MT	27	INDIA	Local - 9.1%, Foreign - 90.9%
106	JIN SHENG MINING COMPANY PVT. LTD.	DANG	3,00,00,000	PLACER GOLD 9 KG, LODE GOLD 18 KG, COPPER 600 MT	220	CHINA (MAINLAND)	Foreign - 100%
107	चुनढुङ्गा	KATHMANDU	1,00,00,000	चुनढुङ्गा 100000	20	INDIA	Local -

S.N.	Company Name	Location	Foreign Investment	Products & Annual Capacity	Employment	Country	Foreign Equity (%)
	उत्पादन गर्ने			MT			80%, Foreign - 20%
108	DA YU MINING COMPANY PVT. LTD.	PYUTHAN	4,00,00,000	PLACER GOLD 10 KG, LODE (VEIN) GOLD 20 KG, COPPER 450 MT	140	CHINA (MAINLAND)	Foreign - 100%
109	KANTIPUR MINING PVT. LTD.	PYUTHAN	5,00,00,000	PLACER GOLD 20 KG	60	CHINA (MAINLAND)	Foreign - 100%
110	COPPER MINING गरी PROCESSING को कार्य गर्ने	TANAHU	5,00,00,000	COPPER 600 MT	65	INDIA	Foreign - 100%
Service							
111	SOORIYA HEALTHCARE PVT. LTD.	KATHMANDU	31,18,48,240	RADIOLOGY 43441 NOS., PATHOLOGY 140000 NOS., COSMETIC DERMATOLOGY 490 NOS.	20	INDIA	Foreign - 100%
112	ALAN INTERNATIONAL LANGUAGE INSTITUTE PVT. LTD.	KATHMANDU	93,75,000	ENGLISH LANGUAGE TRAINING 100 NOS., JAPANESE LANGUAGE TRAINING 100 NOS., KOREAN LANGUAGE TRAINING 100 NOS, CHINESE LANGUAGE TRAINING 100 NOS.	22	UK	Local - 25%, Foreign - 75%
113	GOLD CROSS CARGO PVT. LTD.	KATHMANDU	50,00,000	INTERNATIONAL CARGO HANDLING 4000 MT	30	UK	Foreign - 100%
114	CHINA RAILWAY NO. 5 ENGINEERING GROUP NEPAL	KATHMANDU	2,50,00,000	CONSTRUCTION SERVICE 1000000000 RS.	250	CHINA (MAINLAND)	Foreign - 100%

S.N.	Company Name	Location	Foreign Investment	Products & Annual Capacity	Employment	Country	Foreign Equity (%)
	PVT. LTD.						
115	YPTT NEPAL PVT. LTD.	LALITPUR	1,00,00,000	CONSTRUCTION WORKS 60000000 RS	105	MALAYSIA	Foreign - 100%
116	टेलिभिजन ट्रान्समिसन सेवा प्रदान गर्ने ।	KATHMANDU	88,56,694	TELEVISION TRANSMISION 3200 USER	0	USA	Local - 81.3%, Foreign - 18.7%
117	KAYMU NEPAL PVT. LTD.	KATHMANDU	2,00,00,000	SOFTWARE DEVELOPMENT 300 NOS., WEB DEVELOPMENT 800 NOS.	30	GERMANY	Foreign - 100%
118	MAHALAYA TRAINING CENTER PVT. LTD.	KATHMANDU	1,00,00,040	PERSONAL DEVELOPMENT WELLNESS TRAINING 600 PERSONS	20	UK	Local - 5.66%, Foreign - 94.34%
119	ECHO CHINESE PVT. LTD.	KATHMANDU	2,00,00,000	CHINESE LANGUAGE TRAINING 600 PERSONS, ENGLISH LANGUAGE TRAINING 300 PERSONS, KOREAN LANGUAGE TRAINING 300 PERSONS	25	CHINA (MAINLAND)	Foreign - 100%
120	CHENG XIN INTERNATIONAL CARGO COMPANY PVT. LTD.	KATHMANDU	2,50,00,000	INTERNATIONAL CARGO HANDLING 900 MT	35	CHINA (MAINLAND)	Foreign - 100%
121	YANG GUANG LANGUAGE TRAINING COMPANY PVT. LTD.	KATHMANDU	2,50,00,000	CHINESE LANGUAGE TRAINING 600 PERSONS	30	CHINA (MAINLAND)	Foreign - 100%
122	XI WANG COMPUTER	LALITPUR	2,50,00,000	COMPUTER TRAINING 900	35	CHINA (MAINLAND)	Foreign - 100%

S.N.	Company Name	Location	Foreign Investment	Products & Annual Capacity	Employment	Country	Foreign Equity (%)
	TRAINING COMPANY PVT. LTD.			NOS.		D)	
123	PAPAYA INFORMATION TECHNOLOGY PVT. LTD.	LALITPUR	1,25,00,000	SOFTWARE DEVELOPMENT 100 PACKAGE, WEBSITE DEVELOPMENT 100 PACKAGE	40	CHINA (MAINLAND)	Foreign - 100%
124	YING CAI CHINESE LANGUAGE TRAINING PVT. LTD.	LALITPUR	2,50,00,000	CHINESE LANGUAGE TRAINING 700 PERSONS	27	CHINA (MAINLAND)	Foreign - 100%
125	HUAN QIU INTERNATIONAL CARGO PVT. LTD.	LALITPUR	2,50,00,000	INTERNATIONAL CARGO HANDLING 9000 MT	32	CHINA (MAINLAND)	Foreign - 100%
126	BEIJING INTERNATIONAL CARGO PVT. LTD.	KATHMANDU	1,00,00,000	INTERNATIONAL CARGO HANDLING 6000 MT	30	CHINA (MAINLAND)	Foreign - 100%
127	PRINTING सम्बन्धी कार्य गर्ने	KATHMANDU	6,99,93,000	PRINTING JOBS 220000000 RS.	65	DENMARK	Local - 66.67%, Foreign - 33.33%
128	NEPAL YOUTH TRAINING CENTER PVT. LTD.	LALITPUR	50,00,000	KOREAN LANGUAGE TRAINING 200 PERSONS, ENGLISH LANGUAGE TRAINING 150 PERSONS, COMPUTER TRAINING 150 PERSONS	16	SOUTH KOREA	Foreign - 100%
129	ADVENTURE MOUNTAIN BIKING ACADEMY PVT. LTD.	LALITPUR	1,00,00,000	MOUNTAIN BIKING TRAINING 300 NOS	19	USA	Foreign - 100%
130	SAIZ ENGINEERS	DANG	1,40,00,000	BREAK DOWN MAINTENANCE	16	INDIA	Foreign - 100%

S.N.	Company Name	Location	Foreign Investment	Products & Annual Capacity	Employment	Country	Foreign Equity (%)
	PVT. LTD.			25 NOS., INSULATIONS MAINTENCE 25 NOS, FABRICATION AND INSTALLATION MAINTENCE 50 NOS, PREVENTIVE MAINTENANCE 100 NOS			
131	FAHI DEVELOPMENT PVT. LTD.	LALITPUR	1,00,00,000	SOFTWARE DEVELOPMENT 100 PACKAGE, WEBSITE 100 PACKAGE	35	TURKEY	Foreign - 100%
132	SALVATION MUSIC CENTER PVT. LTD.	LALITPUR	2,00,00,000	MUSICAL TRAINING 195 STUDENTS	20	USA	Foreign - 100%
133	C.N. YUAN XIN CONSTRUCTIO N COMPANY PVT. LTD.	LALITPUR	3,00,00,000	RESIDENTIAL BULDING, BUSINESS COMPLEX, ROAD, BRIDGE HYDROPOWER ETC. 85000000 RS.	81	CHINA (MAINLAN D)	Foreign - 100%
134	LU LU TONG INTERNATIONA L CARGO PVT. LTD.	KATHMANDU	2,50,00,000	INTERNATIONAL CARGO HANDLING 10 MT	32	CHINA (MAINLAN D)	Foreign - 100%
135	YAN INTERNATIONA L CARGO PVT. LTD.	KATHMANDU	2,00,00,000	INTERNATIONAL CARGO HANDLING 10000 MT	50	CHINA (MAINLAN D)	Foreign - 100%
136	PING ON INTERNATIONA L CARGO PVT. LTD.	LALITPUR	2,50,00,000	INTERNATIONAL CARGO HANDLING 9000 MT	32	CHINA (MAINLAN D)	Foreign - 100%
137	MUTUAL DEVELOPMENT PVT. LTD.	LALITPUR	3,50,00,000	SOFTWARE DEVELOPMENT 350 PACKAGES	100	PAKISTAN	Foreign - 100%
138	TREASURE	KATHMANDU	50,00,000	INTERIOR	14	USA	Foreign -

S.N.	Company Name	Location	Foreign Investment	Products & Annual Capacity	Employment	Country	Foreign Equity (%)
	GHAR INTERIOR DECORATION PVT. LTD.			DECORATION 50 NOS.			100%
139	ADVANCE ENGLISH LANGUAGE CENTRE PVT. LTD.	BARDIYA	78,60,000	MICROSCOPIC TEST 300 NOS., MARPHOLOGICAL TEST 500 NOS.	16	THE NETHERLANDS	Foreign - 100%
140	DEROW SOFTWARE PVT. LTD.	KATHMANDU	2,00,00,000	SOFTWARE DEVELOPMENT 115 PACKAGES	20	USA	Foreign - 100%
141	NEPAL TIANLI PUBLICATION AND CULTURE COMPANY PVT. LTD.	KATHMANDU	1,00,00,000	BOOK PUBLICATION AND PRINTING 300000 NOS.	30	CHINA (MAINLAND)	Foreign - 100%
142	ADVANCE ENGLISH LANGUAGE CENTRE PVT. LTD.	KASKI	50,00,000	ENGLISH LANGUAGE 200 NOS., KOREAN LANGUAGE 100 NOS., JAPANESE LANGUAGE 100 NOS., SPANISH LANGUAGE 100 NOS., CHINESE LANGUAGE 100 NOS.	22	SOUTH AFRICA	Foreign - 100%
143	YU KUAI MUSIC TRAINING	LALITPUR	2,50,00,000	MUSICAL TRAINING 700 NOS.	27	CHINA (MAINLAND)	Foreign - 100%
144	KUSUM TRAINING CENTRE PVT. LTD.	LALITPUR	50,00,000	MANAGEMENT AND CAREER SKILL TRAINING 600 NOS.	20	SOUTH KOREA	Foreign - 100%
145	ZHENG YI LANGUAGE TRAINING PVT. LTD.	LALITPUR	2,50,00,000	LANGUAGE 900 NOS., MUSICAL TRAINING 300 NOS.	36	CHINA (MAINLAND)	Foreign - 100%
146	SILVER PHOENIX PUBLICATION PVT. LTD.	KATHMANDU	50,00,000	BOOK PUBLICATION 14000000 RS.	32	CHINA (MAINLAND)	Local - 50%, Foreign - 50%
147	MERIDIAN	KATHMANDU	1,00,00,00,000	FINANCIAL	45	TURKEY	Foreign -

S.N.	Company Name	Location	Foreign Investment	Products & Annual Capacity	Employment	Country	Foreign Equity (%)
	EDUCATIONAL INVESTMENT CO. PVT. LTD.			INVESTMENT 16 PROJECT, DEVELOPMENT AND PROMOTION OF HYDROPOWER & INFRASTRUCTURE PROJECT 6 PROJECT			100%
148	MING LIANG TRAINING CENTER PVT. LTD.	KATHMANDU	2,50,00,000	LANGUAGE 900 PERSON, MUSICAL TRAINING 300 PERSON	34	CHINA (MAINLAND)	Foreign - 100%
149	BLITS PVT. LTD.	KATHMANDU	50,00,000	SOFTWARE DEVELOPMENT 100 PACKAGE, WEBSITE DESIGN AND DEVELOPMENT 50 PACKAGES	15	THE NETHERLANDS	Foreign - 100%
150	STENCO PAYMENTS PVT. LTD.	KATHMANDU	1,00,00,000	CALL CENTER SERVICE 500 CLIENTS	65	USA	Foreign - 100%
151	PRIDE DEVELOPERS PVT. LTD.	LALITPUR	1,00,00,000	SOFTWARE DEVELOPMENT 100 PACKAGES, WEBSITE DESIGN AND DEVELOPMENT 100 PACKAGES	35	CHINA (MAINLAND)	Foreign - 100%
152	HERB NEPAL PVT. LTD. UNIT-1	BHAKTAPUR	30,00,000	PERMACULTURE TRAINING 3000 NOS.	11	THE NETHERLANDS	Foreign - 100%
153	NAO LANGUAGE CENTRE PVT. LTD.	LALITPUR	3,00,00,000	ENGLISH LANGUAGE 100 NOS., JAPANESE LANGUAGE 100 NOS., CHINESE LANGUAGE 100 NOS.	22	CHINA (MAINLAND)	Foreign - 100%
154	ALTAI HIMALAYA WORKSHOP	SOLUKHUMBU	10,00,00,000	SKILL DEVELOPMENT TRAINING 100	39	SWAZILAND	Foreign - 100%

S.N.	Company Name	Location	Foreign Investment	Products & Annual Capacity	Employment	Country	Foreign Equity (%)
	PVT. LTD. BRANCH-3			NOS			
155	LA DECORATION ENGINEERING PVT. LTD.	KATHMANDU	1,50,00,000	INTERIOR DECORATION 500 NOS.	25	CHINA (MAINLAND)	Foreign - 100%
156	SHUANG XING MUSIC TRAINING CENTER PVT. LTD.	LALITPUR	2,50,00,000	MUSICAL TRAINING 700 NOS.	30	CHINA (MAINLAND)	Foreign - 100%
157	LASETER LANGUAGE TRAINING CENTER PVT. LTD.	BHAKTAPUR	50,00,000	ENGLISH LANGUAGE 300 NOS.	18	USA	Foreign - 100%
158	TRIBUTE ADVERTISING PVT. LTD.	KATHMANDU	50,00,000	ADVERTISEMENT MATERIALS PRODUCTION AND ADVERTISING AGENCY 80 NOS.	10	CHINA (MAINLAND)	Foreign - 100%
159	UNITED PRIME DEVELOPMENT PVT. LTD.	LALITPUR	2,00,00,000	SOFTWARE DEVELOPMENT 150 PACKAGE, WEBPAGE DEVELOPMENT 150 PACKAGE	60	CHINA (MAINLAND)	Foreign - 100%
160	CENTUM LEARNING PVT. LTD.	BHAKTAPUR	3,50,00,000	CAPACITY BUILDING TRAINING 5000 PERSONS, MANAGEMENT TRAINING 5000 PERSONS, TECHNICAL VOCATIONAL EDUCATION & TRAINING 20000 PERSONS, TRAINING MONITORING 5000 PERSONS	25	INDIA	Local - 30%, Foreign - 70%
161	FERI TIAN	KATHMANDU	2,50,00,000	SOFTWARE	170	CHINA	Foreign -

S.N.	Company Name	Location	Foreign Investment	Products & Annual Capacity	Employment	Country	Foreign Equity (%)
	SOFTWARE DEVELOPMENT PVT. LTD.			DEVELOPMENT 400 PACKAGE		(MAINLAND)	100%
162	GLOBAL LEADERSHIP TRAINING CENTER PVT. LTD.	LALITPUR	50,00,000	MANAGEMENT AND CAREER SKILL TRAINING 600 NOS.	29	SOUTH KOREA	Foreign - 100%
163	ALL TIME TRAINING INSTITUTE PVT. LTD.	KATHMANDU	2,50,00,000	ENGLISH 100 NOS, RUSSIAN 100 NOS., KOREAN 100 NOS., CHINESE 100 NOS	22	RUSSIA	Foreign - 100%
164	DIAGNOSTIC सेवा संचालन	KATHMANDU	3,70,60,000	DIGNOSTIC 5000 UNITS	24	SWITZERLAND	Local - 7.35%, Foreign - 92.65%
165	GLOBAL INTERNATIONAL CARGO PVT. LTD.	KATHMANDU	1,50,00,000		21	CHINA (MAINLAND)	Foreign - 100%
166	SEEOLOGIC INTERNATIONAL PVT. LTD.	KATHMANDU	82,00,000	SOFTWARE DEVELOPMENT 150 PACKAGE	42	UK	Foreign - 100%
167	MDEV SOLUTIONS PVT. LTD.	KATHMANDU	70,00,000	SOFTWARE DEVELOPMENT 80 PACKAGE	44	USA	Local - 30%, Foreign - 70%
168	MAHARISHI VEDI INSTITUTE PVT. LTD.	KATHMANDU	21,50,00,000	LANGUAGE TRAINING (SANSKRIT, HINDI & NEPALI) 3000 NOS	61	USA	Foreign - 100%
169	MULTI SOURCING NEPAL PVT. LTD.	KATHMANDU	51,00,000	SOFTWARE DEVELOPMENT 50 PACKAGE, WEBPAGE DESIGN 50 NOS, ICT VALUE ADDED SERVICES 10000 NOS	50	BANGLADESH	Local - 49%, Foreign - 51%
170	JIA MEI MUSIC TRAINING	LALITPUR	2,50,00,000	MUSIC TRAINING 600 NOS	30	CHINA (MAINLAND)	Foreign - 100%

S.N.	Company Name	Location	Foreign Investment	Products & Annual Capacity	Employment	Country	Foreign Equity (%)
	CENTER PVT. LTD.					D)	
171	MIRAE ECO NEPAL PVT. LTD.	KATHMANDU	60,00,000	AUTOMOTIVE BATTERIES RECHARGING SERVICE 9000 NOS.	9	SOUTH KOREA	Foreign - 100%
172	HIMALAY TECHNOLOGY SOLUTION PVT. LTD.	LALITPUR	50,00,000	BOOKS 100 NOS, ADVERTISEMENT METERIALS 100 NOS	15	USA	Foreign - 100%
173	AIRCRAFT MAINTENANCE SERVICE प्रदान गर्ने	KATHMANDU	2,55,00,000	AIRCRAFT MAINTENANCE 4000 TRANISITS	33	INDIA	Local - 49%, Foreign - 51%
174	MANAGEMENT TRAINING प्रदान गर्ने	KATHMANDU	1,00,00,000	MANAGEMENT TRAINING 40 NOS	19	MALAYSIA	Foreign - 100%
175	हस्पिटल सेवा संचालन गर्ने	KATHMANDU	2,00,84,43,500	HOSPITAL 400 BEDS	50	BRITISH VIRGIN ISLANDS	Local - 46.5%, Foreign - 53.5%
176	CHARIKOT MODERN LANGUAGE INSTITUTE PVT. LTD.	DOLKHA	50,00,000	ENGLISH LANGUAGE TRAINING 600 NOS	25	USA	Foreign - 100%
177	CONSTRUCTION SERVICE प्रदान गर्ने	LALITPUR	5,00,00,000	CONSTRUCTION SERVICE 80000000 NOS.	65	INDIA	Foreign - 100%
178	HOSPITAL संचालन गर्ने	KATHMANDU	77,00,000	HOSPITAL 16 BEDS, MEDICAL SERVICE 12000 CASES	23	CHINA (MAINLAND)	Foreign - 100%
179	SHUN LEE LANGUAGE TRAINING PVT. LTD.	LALITPUR	2,50,00,000	CHINESE LANGUAGE 450 NOS., RUSIAN LANGUAGE 450 NOS	40	CHINA (MAINLAND)	Foreign - 100%
180	NORLING ORLEANS PVT. LTD.	KATHMANDU	1,00,00,000	RESTAURANT 100 SEATS	28	JAPAN	Foreign - 100%

S.N.	Company Name	Location	Foreign Investment	Products & Annual Capacity	Employment	Country	Foreign Equity (%)
181	BUDDHALAND CONSTRUCTION PVT. LTD.	KATHMANDU	2,40,10,000	CONSTRUCTION SERVICE FOR INFRASTRUCTURE DEVELOPMENT 95000000 RS.	81	CHINA (MAINLAND)	Local - 51%, Foreign - 49%
182	LANGFANG CITY MINGHENG CONSTRUCTION AND INSTALLATION NEPAL PVT. LTD.	LALITPUR	4,50,00,000	CONSTRUCTION SERVICE 98000000 RS.	67	CHINA (MAINLAND)	Foreign - 100%
183	ACCO SOLUTIONS PVT. LTD.	KATHMANDU	50,00,000	SOFTWARE DEVELOPMENT 50 PACKAGE	24	THE NETHERLANDS	Foreign - 100%
184		LALITPUR	0	CONSTRUCTION SERVICE 98000000 RS.	67	CHINA (MAINLAND)	Local - 100%, Foreign - 0%
185	HONG YUN INTERNATIONAL CARGO PVT. LTD.	LALITPUR	2,50,00,000	INTERNATIONAL CARGO HANDLING 9000 MT	32	CHINA (MAINLAND)	Foreign - 100%
186	FIRST IMPRESSION PVT. LTD.	CHITWAN	50,00,000	LANGUAGE TRAINING 150 NOS., MANAGEMENT & CAREER SKILL TRAINING 150 NOS.	19	USA	Foreign - 100%
187	LOGOS INTERNATIONAL INSTITUTE OF LANGUAGE LEARNING PVT. LTD.	KATHMANDU	1,00,00,000	ENGLISH LANGUAGE TRAINING 350 NOS.	22	USA	Foreign - 100%
188	JIN BAO INTERNATIONAL CARGO PVT. LTD.	LALITPUR	2,50,00,000	INTERNATIONAL CARGO HANDLING 8500 MT	35	CHINA (MAINLAND)	Foreign - 100%
189	ENINEVISA NEPAL PVT. LTD.	KATHMANDU	1,00,00,000	KOREAN LANGUAGE TRAINING 1600	8	SOUTH KOREA	Foreign - 100%

S.N.	Company Name	Location	Foreign Investment	Products & Annual Capacity	Employment	Country	Foreign Equity (%)
				NOS., CARRER SKILLS DEVELOPMENT TRAINING 500 NOS			
190	XIN ZHI BOOKS CHINESE CLASSROOM PVT. LTD.	KATHMANDU	1,50,00,000	SOFTWARE TRAINING 400 NOS., CHINESE LANGUAGE 300 NOS, MUSIC TRAINING 200 NOS	45	CHINA (MAINLAND)	Foreign - 100%
191	PROUD I.T. PVT. LTD.	KATHMANDU	1,00,00,000	SOFTWARE DEVELOPMENT (INCLUDING WEB DESIGNING APPLICATIONS AND OTHER, MOBILE SOFTWARE DEVELOPMENT) 240 PACKAGE	40	NORWAY	Foreign - 100%
192	C.N.C. CARGO PVT. LTD.	KATHMANDU	1,00,00,000	INTERNATIONAL CARGO HANDLING 2400 MT	21	USA	Foreign - 100%
193	ADVENTURISTS SPORTS AND ACUPUNCTURE CENTER PVT. LTD.	KASKI	1,00,00,000	HOSPITAL 16 BEDS, O.P.D. SERVICE 12900 CASES	23	USA	Foreign - 100%
194	TIAN TIAN SOFTWARE DEVELOPMENT PVT. LTD.	KATHMANDU	3,50,00,000	SOFTWARE DEVELOPMENT 210 PACKAGE	130	CHINA (MAINLAND)	Foreign - 100%
195	CONSTRUCTION SERVICE प्रदान गर्ने	KATHMANDU	3,47,97,000	CONSTRUCTION SERVICE 85000000 RS	81	CHINA (MAINLAND)	Local - 0.58%, Foreign - 99.42%
196	CHUANXUN LANGUAGE CENTRE PVT. LTD.	LALITPUR	3,50,00,000	CHINESE LANGUAGE TRAINING 500 NOS, ENGLISH LANGUAGE	0	CHINA (MAINLAND)	Foreign - 100%

S.N.	Company Name	Location	Foreign Investment	Products & Annual Capacity	Employment	Country	Foreign Equity (%)
				TRAINING 500 NOS			
197	SURYA PRAKASH CONSTRUCTION PVT. LTD.	KATHMANDU	1,00,00,000	CONSTRUCTION SERVICE FOR INFRASTRUCTURE BUILDINGS, BUSINESS COMPLEX, ROAD, BRIDGE HYDROPOWER, IRRIGATION 71000000 RS.	0	CHINA (MAINLAND)	Foreign - 100%
198	MENTOR KOREAN INSTITUTE PVT. LTD.	KATHMANDU	1,50,00,000	KOREAN LANGUAGE TRAINING 650 NOS, ENGLISH LANGUAGE TRAINING 50 NOS, NEPALI LANGUAGE TRAINING 50 NOS, MUSIC TRAINING 50 NOS	0	SOUTH KOREA	Foreign - 100%
199	FOREST HORSE INTERNATIONAL CARGO PVT. LTD.	KATHMANDU	2,50,00,000	INTERNATIONAL CARGO HANDLING 900 MT	0	CHINA (MAINLAND)	Foreign - 100%
200	NINENINEONE INTERNATIONAL CARGO PVT. LTD.	CHITWAN	2,00,00,000	INTERNATIONAL CARGO HANDLING 1000 MT	0	GERMANY	Foreign - 100%
201	INTERNET TECHNOLOGY COLLECTIVE NEPAL PVT. LTD.	LALITPUR	50,00,000	SOFTWARE DEVELOPMENT 60 PACKAGE, WEBPAGE DESIGN 90 PACKAGE	14	USA	Foreign - 100%
202	ISHA INSTITUTE PVT. LTD.	LALITPUR	50,00,000	PERSONAL DEVELOPMENT TRAINING 500 NOS	0	USA	Foreign - 100%
203	THREE GORGES ELECTRONICS	KATHMANDU	50,00,000	DIGITAL HOARDING	0	CHINA (MAINLAND)	Local - 50%,

S.N.	Company Name	Location	Foreign Investment	Products & Annual Capacity	Employment	Country	Foreign Equity (%)
	PVT. LTD.			BOARD 1000 NOS		D)	Foreign - 50%
204	XIN YU HANDLING CARGO COMPANY PVT. LTD.	LALITPUR	2,50,00,000	CARGO HANDLING 6000 MT	0	CHINA (MAINLAND)	Foreign - 100%
205	ZHI HUI LANGUAGE AND MUSIC TRAINING INSTUTE PVT. LTD.	LALITPUR	2,50,00,000	COMPUTER TRAINING 500 NOS, LANGUAGE TRAINING 300 NOS, MUSIC TRAINING 200 NOS	50	CHINA (MAINLAND)	Foreign - 100%
206	HYDRO CARE PVT. LTD.	LALITPUR	70,00,000	MAINTENANCE OF MECHANICAL AND ELECTRICAL COMPONENT OF HYDROPOWER 1800 JOBS	0	CHINA (MAINLAND)	Local - 30%, Foreign - 70%
207	ETHANIC MUSIC COOPERATION PVT. LTD.	KASKI	1,00,00,000	MUSIC TRAINING 400 NOS	19	IRAN	Foreign - 100%
208	COOPER HOSPITALITY PVT. LTD.	KASKI	50,00,000	MANAGEMENT AND CAREER SKILL TRAINING 200 NOS, LANGUAGE TRAINING 100 NOS	19	USA	Foreign - 100%
209	MI JA LANG KOREAN LANGUAGE PVT. LTD.	KASKI	50,00,000	KOREAN LANGUAGE TRAINING 600 NOS	20	SOUTH KOREA	Foreign - 100%
210	S.D.A. LANGUAGE INSTITUTE PVT. LTD.	MAKWANPUR	1,00,00,500	KOREAN LANGUAGE TRAINING 300 NOS, ENGLISH LANGUAGE 200 NOS	22	SOUTH KOREA	Local - 33.33%, Foreign - 66.67%
211	HUA BO MINING COMPANY PVT.	LALITPUR	3,00,00,000	FEASIBILITY STUDY 3 SITE	45	CHINA (MAINLAND)	Foreign - 100%

S.N.	Company Name	Location	Foreign Investment	Products & Annual Capacity	Employment	Country	Foreign Equity (%)
	LTD.						
212	GAUTAM INTERNATIONAL LANGUAGE CENTRE PVT. LTD.	KATHMANDU	50,00,000	ENGLISH LANGUAGE TRAINING 180 NOS, HEBREW LANGUAGE TRAINING 180 NOS	17	ISRAEL	Local - 50%, Foreign - 50%
213	JOYFUL ACADEMY DOLAKHA PVT. LTD.	DOLKHA	1,50,00,000	KOREAN LANGUAGE 600 PERSONS, COMPUTER TRAINING 600 PERSONS	25	SOUTH KOREA	Foreign - 100%
214	NORTHEN LIGHTS PVT. LTD.	LALITPUR	50,00,000	SOFTWARE DEVELOPMENT 60 PACKAGE, WEBSITE DEVELOPMENT 60 PACKAGE	14	JAPAN	Foreign - 100%
215	MILDLY DEVELOPMENT PVT. LTD.	LALITPUR	2,00,00,000	SOFTWARE DEVELOPMENT 150 PACKAGE, WEBSITE DEVELOPMENT 150 PACKAGE	60	CHINA (MAINLAND)	Foreign - 100%
216	NEPA CULTURAL INSTITUTE PVT. LTD.	LALITPUR	50,00,000	MANAGEMENT AND CAREER SKILL TRAINING (PERSONAL DEVELOPMENT, GOAL SETTING SKILL, STRESS MANAGEMENT, TIME MANAGEMENT 400 NOS	15	MALAYSIA	Foreign - 100%
217	DANG DANG LANGUAGE TRAINING INSTITUTE PVT. LTD.	LALITPUR	2,50,00,000	CHINESE LANGUAGE 500 NOS, RUSSIAN LANGUAGE 500 NOS	35	CHINA (MAINLAND)	Foreign - 100%
218	FTS INTERNATIONAL	LALITPUR	1,00,00,000	CONSTRUCTION (PREFABRICATED	26	PAKISTAN	Foreign - 100%

S.N.	Company Name	Location	Foreign Investment	Products & Annual Capacity	Employment	Country	Foreign Equity (%)
	L PVT. LTD.			BUILDINGS (SHELTER)) 6000 NOS			
219	COMMUNITY CONCEPTS PVT. LTD.	LALITPUR	1,00,00,000	MANAGEMENT AND CAREER SKILL TRAINING (SUCH AS PERSONAL DEVELOPMENT, GOAL SETTING SKILL, ASSERTIVE SKILL, STRESS MANAGEMENT, BUSINESS MANAGEMENT AND KNOWLEDGE MANAGEMENT) 300 NOS	21	AUSTRALIA	Foreign - 100%
220	SOUVENIR INTERNATIONAL CARGO PVT. LTD.	KATHMANDU	2,00,00,000	INTERNATIONAL CARGO HANDLING 9000 MT	45	CHINA (MAINLAND)	Foreign - 100%
221	LEE LANGUAGE AND COMPUTER INSTITUTE PVT. LTD.	KATHMANDU	50,00,000	ENGLISH LANGUAGE 100 NOS, JAPANIES LANGUAGE 100 NOS, KOREAN LANGUAGE 100 NOS, COMPUTER TRAINING 100 NOS	22	SOUTH KOREA	Foreign - 100%
222	MERIDIAN PUBLICATIONS PVT. LTD.	KATHMANDU	2,00,00,000	PRINTED MATERIALS (BROCHURES, BOOKS, LEAFLETS CATALOGS ETC. 200000 NOS	24	TURKEY	Foreign - 100%
223	CONSTRUCTION SERVICE को कार्य गर्ने	KATHMANDU	50,00,000	CONSTRUCTION SERVICE RS. 27000000 EQUAL	63	CHINA (MAINLAND)	Foreign - 100%
224	TOP LANGUAGE	KATHMANDU	1,00,00,000	ENGLISH LANGUAGE 100	22	USA	Foreign - 100%

S.N.	Company Name	Location	Foreign Investment	Products & Annual Capacity	Employment	Country	Foreign Equity (%)
	AND INSTITUTE PVT. LTD.			NOS, KOREAN LANGUAGE TRAINING 100 NOS, BASIC COMPUTER TRAINING 100 NOS			
225	TONG DA INTERNATIONAL CARGO COMPANY PVT. LTD.	KATHMANDU	2,50,00,000	CARGO HANDLING 8500 MT	35	CHINA (MAINLAND)	Foreign - 100%
226	GEMEINHARDT EDUCATIONAL CENTER PVT. LTD.	BHAKTAPUR	50,00,000	GERMAN LANGUAGE TRAINING 100 NOS, ENGLISH LANGUAGE TRAINING 100 NOS, COMPUTER TRAINING 100 NOS	20	GERMANY	Foreign - 100%
227	XIN LAI MINING COMPANY PVT. LTD.	LALITPUR	2,50,00,000	CARRY OUT FEASIBILITY STUDY AND PROSPECTING WORKS FOR PLACER GOLD MINES 3 SITES	40	CHINA (MAINLAND)	Foreign - 100%
228	CONSTRUCTION सम्बन्धी कार्य गर्ने	KATHMANDU	5,00,00,000	CONSTRUCTION WORKS (ON DIVERSIFIED FIELDS BUT WITH THE PRIMARY FOCUS ON ROAD, BRIDGE FLYOVER AND BUILDING 500000000 RS.	75	JAPAN	Foreign - 100%
229	HAMRO TRAINING CENTER PVT. LTD.	BHAKTAPUR	50,00,000	MANAGEMENT AND CAREER SKILL TRAINING 600 NOS	20	SOUTH KOREA	Foreign - 100%
230	EMMANUEL LEARNING CENTER PVT.	LALITPUR	1,00,00,000	KOREAN LANGUAGE TRAINING 150	15	USA	Foreign - 100%

S.N.	Company Name	Location	Foreign Investment	Products & Annual Capacity	Employment	Country	Foreign Equity (%)
	LTD.			NOS, ENGLISH LANGUAGE TRAINING 150 NOS, COMPUTER TRAINING 200 NOS			
231	NEKO INTERNATIONAL PVT. LTD.	LALITPUR	50,00,000	PRE FABRICATED BUILDING (SHELTER) 5548 NOS	26	SOUTH KOREA	Local - 50%, Foreign - 50%
232	COMPUTER SOFTWARE DEVELOPMENT , WEBSITE DEVELOPMENT AND COMPUTER TRAINING प्रदान गर्नेको कार्य गर्ने	KATHMANDU	1,00,00,000	SOFTWARE DEVELOPMENT 100 PACKAGES, WEBSITE DEVELOPMENT 100 PACKAGES, COMPUTER TRAINING 150 NOS	36	BANGLADESH	Foreign - 100%
233	LABORATORY र डाइग्नोस्टिक संचालन गर्ने	KATHMANDU	4,00,00,000	LAB TEST 60950 NOS, DIAGNOSTIC TEST 5433 NOS	22	INDIA	Foreign - 100%
234	CARRY OUT FEASIBILITY STUDY AND PROSPECTING WORKS (EXPLORATION WORKS) FOR PLACER GOLD MINES को कार्य गर्ने	BAITADI	95,00,000	CARRY OUT FEASIBILITY STUDY AND PROSPECTING WORKS (EXPLORATION WORKS) FOR PLACER GOLD MINES 1 SITES	40	CHINA (MAINLAND)	Foreign - 100%
235	DOLESHWOR MINES PVT. LTD.	KAILALI	95,00,000	CARRY OUT FEASIBILITY STUDY AND PROSPECTING WORKS (EXPLORATION WORKS) FOR PLACER GOLD	35	CHINA (MAINLAND)	Foreign - 100%

S.N.	Company Name	Location	Foreign Investment	Products & Annual Capacity	Employment	Country	Foreign Equity (%)
				MINES 1 SITES			
236	PAN RONG CONSTRUCTION PVT. LTD.	LALITPUR	2,50,00,000	CONSTRUCTION WORK 110000000 EQUAL	50	CHINA (MAINLAND)	Foreign - 100%
237	PLACER GOLD MINES को संभाव्यता अध्ययन गरी खोजतलास गर्ने	LALITPUR	4,00,00,000	PLACER GOLD MINES को संभाव्यता अध्ययन गरी खोजतलास 0 SITES	50	CHINA (MAINLAND)	Foreign - 100%
238	निर्माण सम्बन्धी ठेक्का पट्टा गर्ने	KATHMANDU	1,00,00,000	CONSTRUCTION SERVICE 6 CRORE EQUAL	57	NEW ZEALAND	Local - 50%, Foreign - 50%
Tourism							
239	MAY. BE. RESTAURANT AND BAR PVT. LTD.	KASKI	50,00,000	RESTAURANT 40 SEATS	14	SOUTH KOREA	Foreign - 100%
240	INTERNATIONAL CARGO HANDLING संचालन गर्ने	PARSA	10,00,000	INTERNATIONAL CARGO HANDLING 385 MT	3	INDIA	Foreign - 100%
241	TOPMAN HOTEL & RESTAURANT PVT. LTD.	LALITPUR	1,50,00,000	HOTEL 30 BEDS, RESTAURANT 40 SEATS	35	BANGLADESH	Foreign - 100%
242	LAURA RESTAURANT PVT. LTD.	LALITPUR	1,50,00,000	RESTAURANT 100 SEATS	35	FRANCE	Foreign - 100%
243	HOTEL संचालन गर्ने	KASKI	1,50,00,000	HOTEL 40 BEDS, RESTAURANT 40 SEATS	36	CHINA (MAINLAND)	Local - 50%, Foreign - 50%
244	FARUK HOTEL & RESTAURANT PVT. LTD.	LALITPUR	3,00,00,000	HOTEL 40 BEDS, RESTAURANT 150 SEATS	50	CHINA (MAINLAND)	Foreign - 100%
245	HOTEL MONGLA HILL	KATHMANDU	90,00,000	HOTEL 30 BEDS, RESTAURANT 40	30	BELGIUM	Local - 10%,

S.N.	Company Name	Location	Foreign Investment	Products & Annual Capacity	Employment	Country	Foreign Equity (%)
	TOP PVT. LTD.			SEATS			Foreign - 90%
246	NARAYANTHAN GUEST HOUSE PVT. LTD.	KATHMANDU	50,00,000	HOTEL 30 BEDS	15	MALAYSIA	Foreign - 100%
247	CANON GUEST HOUSE PVT. LTD.	LALITPUR	50,00,000	HOTEL 30 BEDS	13	USA	Foreign - 100%
248	ALMANZA HOTEL & RESTAURANT PVT. LTD.	LALITPUR	3,00,00,000	HOTEL 40 BEDS, RESTAURANT 150 SEATS	50	CHINA (MAINLAND)	Foreign - 100%
249	AMRIT RESORT PVT. LTD.	KATHMANDU	1,20,00,000	HOTEL 20 BEDS, RESTAURANT 70 SEATS	29	JORDAN	Local - 60%, Foreign - 40%
250	HIMALAYAN HERITAGE RESORT PVT. LTD.	KAVRE	4,00,00,000	HOTEL 49 BEDS, RESTAURANT 70 SEATS	40	UK	Local - 60%, Foreign - 40%
251	YU CAN TING PVT. LTD.	KATHMANDU	2,50,00,000	RESTAURANT 250 SEATS	46	CHINA (MAINLAND)	Foreign - 100%
252	SWYAMBHU VIEW HOTEL PVT. LTD.	KATHMANDU	50,00,000	HOTEL 40 BEDS, RESTAURANT 70 SEATS	41	FRANCE	Local - 50%, Foreign - 50%
253	XI NING RESTAURANT PVT. LTD.	LALITPUR	50,00,000	RESTAURANT 40 SEATS	14	CHINA (MAINLAND)	Foreign - 100%
254	YANG HOTEL & RESTAURANT PVT. LTD.	KATHMANDU	3,00,00,000	HOTEL 40 BEDS, RESTAURANT 150 SEATS	50	CHINA (MAINLAND)	Foreign - 100%
255	SWAYAMBHU VIEW GUEST HOUSE PVT. LTD.	KATHMANDU	49,99,800	HOTEL 30 BEDS, RESTAURANT 30 SEATS	19	RUSSIA	Local - 16.67%, Foreign - 83.33%
256	BOWIE HOTEL & RESTAURANT	KASKI	50,00,000	HOTEL 20 BEDS, RESTAURANT 50 SEATS	30	CHINA (MAINLAND)	Foreign - 100%
257	MAISTRELLO HOTEL PVT. LTD.	KATHMANDU	50,00,000	HOTEL 20 BEDS, RESTAURANT 50 SEATS	30	ITALY	Foreign - 100%

S.N.	Company Name	Location	Foreign Investment	Products & Annual Capacity	Employment	Country	Foreign Equity (%)
258	CHINA SHANG DONG HOTEL PVT. LTD.	KATHMANDU	1,00,00,000	HOTEL 40 SEATS, RESTAURANT 60 SEATS	35	CHINA (MAINLAND)	Foreign - 100%
259	HOTEL WITH RESTAURANT संचालन गर्ने ।	KATHMANDU	50,00,000	HOTEL 30 BEDS, RESTAURANT 40 SEATS	20	USA	Foreign - 100%
260	HOTEL WITH RESTAURANT संचालन गर्ने ।	NUWAKOT	67,47,000	HOTEL 30 BEDS, RESTAURANT 40 SEATS	24	BANGLADESH	Foreign - 100%
261	GAO HOTEL & RESTAURANT PVT. LTD.	KATHMANDU	3,00,00,000	HOTEL 40 BEDS, RESTAURANT 100 SEATS	50	CHINA (MAINLAND)	Foreign - 100%
262	LACITY RU JIA HOTEL PVT. LTD.	KATHMANDU	2,00,00,000	HOTEL 40 BEDS, RESTAURANT 60 SEATS	30	CHINA (MAINLAND)	Foreign - 100%
263	VIA VIA HOTEL PVT. LTD.	KATHMANDU	4,68,00,000	HOTEL 48 BEDS, RESTAURANT 80 SEATS	60	BELGIUM	Local - 40%, Foreign - 60%
264	WIDE HARVEST NEPAL PVT. LTD.	KAVRE	3,00,00,000	HOTEL 45 BEDS, RESTAURANT 90 SEATS	48	CHINA (HONG KONG)	Foreign - 100%
265	TARA BOUTIQUE HOTEL RESTAURANT & BAR PVT. LTD.	KASKI	50,00,000	HOTEL 20 BEDS, RESTAURANT 50 SEATS	30	SYRIA	Foreign - 100%
266	HUAN GRAND HOTEL PVT. LTD.	KATHMANDU	75,00,000	HOTEL 40 BEDS, RESTAURANT 70 SEATS	2	CHINA (MAINLAND)	Local - 50%, Foreign - 50%
267	ZHAN DA SHI HOTEL PVT. LTD.	KATHMANDU	50,00,000	HOTEL 20 BEDS, RESTAURANT 50 SEATS	30	CHINA (MAINLAND)	Foreign - 100%
268	MULANI HOTEL & RESTAURANT PVT. LTD.	KATHMANDU	2,00,00,000	HOTEL 40 BEDS, RESTAURANT 70 SEATS	30	UK	Foreign - 100%
269	IRIS FOOD AND BEVERAGES SERVICES PVT. LTD.	KASKI	50,00,000	RESTAURANT 42 SEATS	17	JAPAN	Foreign - 100%
270	CHINA BIG HOTEL PVT.	KATHMANDU	10,00,00,000	HOTEL 44 BEDS, RESTAURANT 55	35	CHINA (MAINLAND)	Foreign - 100%

S.N.	Company Name	Location	Foreign Investment	Products & Annual Capacity	Employment	Country	Foreign Equity (%)
	LTD. 1			SEATS		D)	
271	MING TANG PVT. LTD.	KASKI	1,00,00,000	HOTEL 40 BEDS, RESTAURANT 70 SEATS	29	CHINA (MAINLAND)	Foreign - 100%
272	GUNG KOREAN RESTAURANT PVT. LTD.	KATHMANDU	50,00,000	HOTEL 20 BEDS, RESTAURANT 40 SEATS	28	SOUTH KOREA	Foreign - 100%
273	KAILIAN HOTEL AND RESTAURANT PVT. LTD.	LALITPUR	3,00,00,000	HOTEL 40 BEDS, RESTAURANT 150 SEATS	50	CHINA (MAINLAND)	Foreign - 100%
274	UNION ART PVT. LTD.	KAVRE	1,00,00,000	होटल 16 बेड, रेस्टुरेन्ट 30 सिट	27	AUSTRIA	Foreign - 100%
275	HOTEL WITH RESTAURANT संचालन गर्ने ।	KAVRE	1,00,00,000	HOTEL 16 BEDS, RESTAURANT 30 SEATS	27	AUSTRALIA	Foreign - 100%
276	ZHONGYU HOTEL & RESTAURANT PVT. LTD.	LALITPUR	4,00,00,000	HOTEL 40 BEDS, RESTAURANT 60 SEATS	35	CHINA (MAINLAND)	Foreign - 100%
277	REINERY HOTEL & RESTAURANT PVT. LTD.	KATHMANDU	50,00,000	HOTEL 20 BEDS, RESTAURANT 50 SEATS	30	UK	Foreign - 100%
278	ALL TIME CAFE PVT. LTD.	KATHMANDU	2,50,00,000	RESTAURANT 80 SEATS	16	UKRAINE	Foreign - 100%
279	LILI RESTAURANT PVT. LTD.	KATHMANDU	2,50,00,000	RESTAURANT 250 SEATS	46	CHINA (MAINLAND)	Foreign - 100%
280	SANGHMITRA WILDLIFE RESORT PVT. LTD.	NAWALPARASI	3,50,00,000	HOTEL 30 BEDS, RESTAURANT 50 SEATS	32	DENMARK	Foreign - 100%
281	RAINBOW VALLEY HOTEL PVT. LTD.	KATHMANDU	2,00,00,000	HOTEL 15 BEDS, RESTAURANT 40 SEATS	24	RUSSIA	Foreign - 100%
282	रेस्टुरेन्ट व्यवसाय संचालन गर्ने	LALITPUR	49,99,610	RESTAURANT 60 SEATS	14	NEW ZEALAND	Local - 35.07%, Foreign - 64.93%
283	SHANTI RESTAURANT PVT. LTD.	LALITPUR	50,00,040	RESTAURANT 40 SEATS	14	FRANCE	Local - 1.96%, Foreign -

S.N.	Company Name	Location	Foreign Investment	Products & Annual Capacity	Employment	Country	Foreign Equity (%)
							98.04%
284	SOALTEE SIBKRIM HOTELS AND RESORTS PVT. LTD.	BANKE	1,06,02,480	HOTEL 99 BEDS, RESTAURANT 100 SEATS	50	CHINA (HONG KONG)	Local - 97.6%, Foreign - 2.4%
285	LAN ZHOU LA MIAN PVT. LTD.	KATHMANDU	1,50,00,000	RESTAURANT 150 SEATS	34	CHINA (MAINLAND)	Foreign - 100%
286	RESTAURANT संचालन गर्ने	KATHMANDU	1,50,00,000	RESTAURANT 100 SEATS	35	CHINA (MAINLAND)	Foreign - 100%
287	HOTEL WITH RESTAURANT संचालन गर्ने ।	JHAPA	90,00,00,000	HOTEL 160 BEDS, RESTAURANT 200 SEATS	200	BRITISH VIRGIN ISLANDS	Local - 10%, Foreign - 90%
288	ANATOLIA RESTAURANT PVT. LTD.	KATHMANDU	1,50,00,000	RESTAURANT 150 SEATS	40	TAJIKISTAN	Foreign - 100%
289	XIAO HOTEL & RESTAURANT PVT. LTD.	KATHMANDU	3,50,00,000	HOTEL 40 BEDS, RESTAURANT 60 SEATS	30	CHINA (MAINLAND)	Foreign - 100%
290	WAN DONG HOTEL & RESTAURANT PVT. LTD.	KATHMANDU	1,00,00,000	HOTEL 40 BEDS, RESTAURANT 60 SEATS	35	CHINA (MAINLAND)	Foreign - 100%
291	ZEN CAFE & RESTAURANT PVT. LTD.	KATHMANDU	2,00,00,000	HOTEL 20 BEDS, RESTAURANT 60 SEATS	29	CHINA (MAINLAND)	Foreign - 100%
292	MISUSHI RESTAURANT PVT. LTD.	KATHMANDU	1,00,00,500	RESTAURANT 120 SEATS	16	SOUTH KOREA	Local - 33.33%, Foreign - 66.67%
293	HOTEL WITH RESTAURANT संचालन गर्ने ।	KATHMANDU	90,00,000	HOTEL 36 BEDS, RESTAURANT 60 SEATS	36	CHINA (MAINLAND)	Local - 10%, Foreign - 90%
294	RESTAURANT संचालन गर्ने	KATHMANDU	50,00,000	RESTAURANT 52 SEATS	30	BANGLADESH	Foreign - 100%
295	A WHITE WHITE DAY GUEST HOUSE	KATHMANDU	1,00,00,000	HOTEL 30 BEDS, RESTAURANT 30 SEATS	20	SPAIN	Foreign - 100%

S.N.	Company Name	Location	Foreign Investment	Products & Annual Capacity	Employment	Country	Foreign Equity (%)
	PVT. LTD.						
296	HOTEL PHOENIX NEPAL PVT. LTD.	KATHMANDU	2,00,00,000	HOTEL 48 BEDS, RESTAURANT 60 SEATS	30	CHINA (MAINLAND)	Foreign - 100%
297	NOREETER KOREAN HOTEL & RESTAURANT PVT. LTD.	KASKI	1,50,00,000	HOTEL 40 BEDS, RESTAURANT 70 SEATS	29	SOUTH KOREA	Foreign - 100%
298	HONG YUAN HOTEL PVT. LTD.	KASKI	1,25,00,000	HOTEL 40 BEDS, RESTAURANT 70 SEATS	29	CHINA (MAINLAND)	Foreign - 100%
299	SHUI RU YUN HOTEL AND RESTAURANT PVT. LTD.	KASKI	1,00,00,000	HOTEL 20 BEDS, RESTAURANT 50 SEATS	25	CHINA (MAINLAND)	Foreign - 100%
300	RESORT, HOTEL WITH RESTAURANT	KATHMANDU	2,00,00,000	RESORT, HOTEL 40 BEDS, RESTAURANT 70 SEATS	29	BANGLADESH	Foreign - 100%
301	TIGER ONE PVT. LTD.	RUPANDEHI	1,12,50,00,000	HOTEL 160 BEDS, RESTAURANT 200 SEATS	300	UK	Local - 10%, Foreign - 90%
302	DUO YU PVT. LTD.	KATHMANDU	50,00,000	RESTAURANT 52 SEATS	30	CHINA (MAINLAND)	Foreign - 100%
303	SUNRISE INTERNATIONAL GROUP HOTEL PVT. LTD.	KATHMANDU	20,00,00,000	HOTEL 48 BEDS, RESTAURANT 80 SEATS	58	CHINA (MAINLAND)	Foreign - 100%
304	OMSTONE ASIA CAPITAL (NEPAL) PVT. LTD.	KATHMANDU	99,99,000	HOTEL 40 BEDS, RESTAURANT 70 SEATS	29	INDIA	Local - 66.67%, Foreign - 33.33%
305	RU YI JIA RI HOTEL AND RESTAURANT PVT. LTD.	KATHMANDU	3,00,00,000	HOTEL 32 BEDS, RESTAURANT 50 SEATS	35	CHINA (MAINLAND)	Foreign - 100%
306	HOTEL WITH RESTAURANT	KATHMANDU	7,81,25,000	HOTEL 48 BEDS, RESTAURANT 120	39	USA	Local - 50%,

S.N.	Company Name	Location	Foreign Investment	Products & Annual Capacity	Employment	Country	Foreign Equity (%)
	संचालन गर्ने			SEATS			Foreign - 50%
307	CHINA CLUB HOUSE PVT. LTD.	KATHMANDU	2,50,00,000	RESTAURANT 250 SEATS	45	CHINA (MAINLAND)	Foreign - 100%
308	HOTEL WITH RESTAURANT संचालन गर्ने	KATHMANDU	1,00,00,000	HOTEL 40 BEDS, RESTAURANT 70 SEATS	29	CHINA (MAINLAND)	Foreign - 100%
309	ZHENG ZHOU HOTEL PVT. LTD.	KATHMANDU	1,00,00,000	HOTEL 40 BEDS, RESTAURANT 70 SEATS	29	CHINA (MAINLAND)	Foreign - 100%
310	HARMONY GUEST HOUSE PVT. LTD.	CHITWAN	1,00,00,000	HOTEL 40 BEDS, RESTAURANT 70 SEATS	29	USA	Foreign - 100%
311	BUDDHALAND HOTEL PVT. LTD.	KATHMANDU	9,80,00,000	HOTEL 48 BEDS, RESTAURANT 200 SEATS	58	CHINA (MAINLAND)	Local - 51%, Foreign - 49%
312	HOTEL WITH RESTAURANT संचालन गर्ने	KATHMANDU	1,00,00,000	HOTEL 40 SEATS, RESTAURANT 70 SEATS	29	INDIA	Foreign - 100%
313	JUBILATE BAKERY AND CAFE PVT. LTD.	KASKI	50,00,000	RESTAURANT 40 SEATS	14	SOUTH KOREA	Foreign - 100%
314	HOTEL WINDFALL PVT. LTD.	KASKI	1,00,00,000	HOTEL 40 BEDS, RESTAURANT 70 SEATS	29	SOUTH KOREA	Foreign - 100%
315	NORTH SOUTH NOODLES RESTAURANT PVT. LTD.	KATHMANDU	50,00,000	RESTAURANT 40 SEATS	14	CHINA (MAINLAND)	Foreign - 100%
316	HOTEL YOU HOME PVT. LTD.	KASKI	2,00,00,000	HOTEL 40 BEDS, RESTAURANT 60 SEATS	40	CHINA (MAINLAND)	Foreign - 100%
317	ROAD WAY INN PVT. LTD.	KASKI	50,00,000	HOTEL 20 BEDS, RESTAURANT 50 SEATS	30	CHINA (MAINLAND)	Foreign - 100%
318	POKHARA HOTEL AND RESTAURANT PVT. LTD.	KASKI	50,00,000	HOTEL 20 BEDS, RESTAURANT 50 SEATS	30	CHINA (MAINLAND)	Foreign - 100%

S.N.	Company Name	Location	Foreign Investment	Products & Annual Capacity	Employment	Country	Foreign Equity (%)
319	RESTING PLACE PVT. LTD.	LALITPUR	1,50,00,000	HOTEL 40 BEDS, RESTAURANT 70 SEATS	29	CANADA	Foreign - 100%
320	RASHID HOTEL AND RESTAURANT PVT. LTD.	KATHMANDU	2,00,00,000	HOTEL 40 SEATS, RESTAURANT 70 SEATS	30	BANGLAD ESH	Foreign - 100%
321	TITANS TRIP PVT. LTD.	KATHMANDU	72,00,000	HOTEL 20 BEDS, RESTAURANT 40 SEATS	28	CHINA (MAINLAND)	Foreign - 100%
322	PLAY CAFE PVT. LTD.	KASKI	1,00,00,000	RESTAURANT 120 SEATS	17	USA	Foreign - 100%
323	RAINBOW NOODLES RESTAURANT PVT. LTD.	KASKI	1,00,00,000	RESTAURANT 100 SEATS	27	CHINA (MAINLAND)	Foreign - 100%
324	RANGER HOTEL PVT. LTD,	KASKI	1,00,00,000	HOTEL 40 BED, RESTAURANT 70 SEAT	29	CHINA (MAINLAND)	Foreign - 100%
325	KATHMANDU CITYHILL APARTMENT PVT. LTD.	KATHMANDU	50,00,000	HOTEL 40 BEDS, RESTAURANT 70 SEATS	29	UK	Local - 60%, Foreign - 40%
326	MIR HOTEL AND RESTAURANT PVT. LTD.	KATHMANDU	2,00,00,000	HOTEL 30 BEDS, RESTAURANT 50 SEATS	25	BANGLAD ESH	Foreign - 100%
327	GANDIANIA ECO VILLAGE PVT. LTD.	KASKI	1,50,00,000	HOTEL 40 BEDS, RESTAURANT 60 SEATS	0	SWAZILAN D	Foreign - 100%
328	CROWN HOTEL NEPAL PVT. LTD.	KATHMANDU	49,99,500	HOTEL 30 BEDS, RESTAURANT 40 SEATS	28	CHINA (MAINLAND)	Local - 10%, Foreign - 90%
329	ALCHEMY CAFE AND RESTAURANT PVT. LTD.	KASKI	50,00,000	RESTAURANT 130 SEATS	0	AUSTRALI A	Local - 50%, Foreign - 50%
330	HOTEL MOUNT CARMEL PVT. LTD.	LALITPUR	3,00,00,000	HOTEL 30 BEDS, RESTAURANT 100 SEATS	0	SOUTH KOREA	Foreign - 100%
331	SICHUAN	KASKI	1,00,00,000	HOTEL 40 SEATS,	0	CHINA	Foreign -

S.N.	Company Name	Location	Foreign Investment	Products & Annual Capacity	Employment	Country	Foreign Equity (%)
	CUISINE CHINESE HOTEL AND RESTAURANT PVT. LTD.			RESTAURANT 60 SEATS		(MAINLAND)	100%
332	COSMOS VISION PVT. LTD.	KATHMANDU	50,00,000	RESTAURANT 130 SEATS	17	PAKISTAN	Local - 50%, Foreign - 50%
333	ANAHATA PLACE PVT. LTD.	KATHMANDU	50,00,000	RESTAURANT 40 SEATS	0	USA	Foreign - 100%
334	L.V.YOU RESTAURANT AND HOTEL PVT. LTD.	KASKI	1,00,00,000	HOTEL 40 SEATS, RESTAURANT 60 SEATS	0	CHINA (MAINLAND)	Foreign - 100%
335	THE FOUNTAIN CAFE PVT. LTD.	KASKI	49,99,500	RESTAURANT 100 SEATS	0	AUSTRALIA	Local - 66.67%, Foreign - 33.33%
336	NO PLACE LEFT GUEST HOUSE PVT. LTD.	LALITPUR	2,00,00,000	HOTEL 40 BEDS, RESTAURANT 60 SEATS	41	USA	Foreign - 100%
337	FRENCH HOUSE PVT. LTD.	KASKI	50,00,000	HOTEL 20 BEDS, RESTAURANT 40 SEATS	11	FRANCE	Foreign - 100%
338	DAAL BHAT RESTAURANT AND CAFE PVT. LTD.	KASKI	50,00,000	RESTAURANT 60 SEATS	30	CHINA (MAINLAND)	Foreign - 100%
339	MITHO CHICKEN PVT. LTD.	LALITPUR	1,50,00,000	RESTAURANT 130 SEATS	17	SOUTH KOREA	Foreign - 100%
340	XING YUN SOLAR INDUSTRY PVT. LTD.	LALITPUR	2,50,00,000	SOLAR PV SYSTEM FOR HOME APPLIANCES 500 SETS, SOLAR PV SYSTEM FOR LIGHTING 4000 SETS	35	CHINA (MAINLAND)	Foreign - 100%
341	KATHMANDU ROSE GARDEN HOTEL WITH	KATHMANDU	1,50,00,000	HOTEL 30 BEDS, RESTAURANT 40 SEATS	22	CHINA (MAINLAND)	Local - 25%, Foreign -

S.N.	Company Name	Location	Foreign Investment	Products & Annual Capacity	Employment	Country	Foreign Equity (%)
	RESTAURANT PVT. LTD.						75%
342	DENG YI GEREN CHINESE RESTAURANT PVT. LTD.	KATHMANDU	2,50,00,000	RESTAURANT 150 SEATS	23	CHINA (MAINLAND)	Foreign - 100%
343	ALBA HOTEL PVT. LTD.	KATHMANDU	3,50,00,000	HOTEL 20 BEDS, RESTAURANT 70 SEATS	29	INDONESIA	Foreign - 100%
344	BLUE SEVEN HOTEL PVT. LTD.	KASKI	3,00,00,000	HOTEL 20 BEDS, RESTAURANT 60 SEATS	29	CHILE	Foreign - 100%
345	JIA LIN GE SHAN DONG DUMPLINGS RESTAURANT PVT. LTD.	KATHMANDU	1,50,00,000	RESTAURANT 100 SEATS	35	CHINA (MAINLAND)	Foreign - 100%
346	WENLIN HOTEL AND RESTAURANT PVT. LTD.	KATHMANDU	3,00,00,000	HOTEL 40 BEDS, RESTAURANT 100 SEATS	40	CHINA (MAINLAND)	Foreign - 100%
347	ARABIC FOOD CORNER PVT. LTD.	LALITPUR	50,00,000	RESTAURANT 60 SEATS	15	SYRIA	Foreign - 100%
348	BANGLA RESTRO PVT. LTD.	KATHMANDU	1,50,00,000	RESTAURANT 150 SEATS	34	BANGLADESH	Foreign - 100%
349	PAUL INTERNATIONAL HOTEL PVT. LTD.	KATHMANDU	1,00,00,000	HOTEL 40 BEDS, RESTAURANT 60 SEATS	35	UK	Foreign - 100%
350	HIMALAYAN GARDEN RETREAT PVT. LTD.	KASKI	3,00,00,000	HOTEL 20 BEDS, RESTAURANT 60 SEATS	19	GERMANY	Foreign - 100%
351	RESTAURANT व्यवसाय संचालन गर्ने	KASKI	60,00,000	RESTAURANT 150 SEATS	20	TURKEY	Local - 70%, Foreign - 30%
352	TRAVELLERS CAFE PVT. LTD.	KATHMANDU	50,00,000	RESTAURANT 130 SEATS	11	JAPAN	Local - 50%, Foreign - 50%
353	F.U. STAY PVT.	KATHMANDU	2,00,00,000	HOTEL 40 BEDS,	41	CHINA	Foreign -

S.N.	Company Name	Location	Foreign Investment	Products & Annual Capacity	Employment	Country	Foreign Equity (%)
	LTD.			RESTAURANT 60 SEATS		(MAINLAND)	100%
354	NATURES NEPAL PVT. LTD.	KASKI	50,00,000	HOTEL 20 BEDS, RESTAURANT 40 SEATS	9	JAPAN	Foreign - 100%
355	XIAOLAN HOTEL AND RESTAURANT PVT. LTD.	KATHMANDU	2,50,00,000	HOTEL 32 BEDS, RESTAURANT 40 SEATS	20	CHINA (MAINLAND)	Foreign - 100%
356	HOTEL ARUMDAUM PVT. LTD.	KATHMANDU	2,00,00,000	HOTEL 40 BEDS, RESTAURANT 60 SEATS	41	SOUTH KOREA	Foreign - 100%
357	HAPPY HOUSE RESTAURANT PVT. LTD.	KATHMANDU	50,00,000	RESTAURANT 40 SEATS	14	CHINA (MAINLAND)	Foreign - 100%
358	LIGHT HOUSE PVT. LTD.	KASKI	3,00,00,000	RESTAURANT 40 SEATS, HOTEL 30 BEDS	25	CHINA (MAINLAND)	Foreign - 100%
359	HOTEL WITH RESTAURANT संचालन गर्ने	KATHMANDU	1,50,00,000	HOTEL 40 BEDS, RESTAURANT 60 SEATS	29	CHINA (MAINLAND)	Foreign - 100%
360	HAO BEI DAO RESTAURANT PVT. LTD.	KATHMANDU	1,50,00,000	RESTAURANT 150 SEATS	34	CHINA (MAINLAND)	Foreign - 100%
361	LAJII MUGAL HALAL PVT. LTD.	KATHMANDU	50,00,000	RESTAURANT 130 SEATS	17	BANGLADESH	Local - 50%, Foreign - 50%
362	TEA ZEN HOUSE PVT. LTD.	KATHMANDU	1,00,00,000	RESTAURANT 130 SEATS	17	CHINA (MAINLAND)	Foreign - 100%
363	GO HYANG KOREAN RESTAURANT PVT. LTD.	KATHMANDU	50,00,000	RESTAURANT 40 SEATS	14	SOUTH KOREA	Foreign - 100%
364	GAO MIIN HOTEL AND RESTAURANT PVT. LTD.	LALITPUR	3,50,00,000	HOTEL 32 BEDS, RESTAURANT 40 SEATS	26	CHINA (MAINLAND)	Foreign - 100%
365	TAI TAN ZHI LU HOTEL WITH RESTAURANT PVT. LTD.	KATHMANDU	2,50,00,000	HOTEL 40 BEDS, RESTAURANT 80 SEATS	25	CHINA (MAINLAND)	Foreign - 100%

S.N.	Company Name	Location	Foreign Investment	Products & Annual Capacity	Employment	Country	Foreign Equity (%)
366	MOON BEAR PVT. LTD.	KATHMANDU	1,00,00,200	HOTEL 15 BEDS, RESTAURANT 36 SEATS	30	CHINA (TAIWAN)	Local - 4.76%, Foreign - 95.24%
367	मनोरञ्जन पार्क तथा रेष्टुरेण्ट प्रा.लि.	KATHMANDU	1,35,00,000	मनोरञ्जन पार्क 21900 NOS, रेष्टुरेण्ट 100 SETS	50	USA	Local - 70%, Foreign - 30%
368	SURA KOREAN RESTAURANT PVT. LTD.	KATHMANDU	50,00,000	HOTEL 20 BEDS, RESTAURANT 40 SEATS	28	SOUTH KOREA	Foreign - 100%
369	MANNA KOREAN NOODLE HOUSE PVT. LTD.	LALITPUR	1,00,00,000	RESTAURANT 110 SEATS	40	SOUTH KOREA	Foreign - 100%
370	SALIHAI HOTEL AND RESTAURANT PVT. LTD.	KATHMANDU	3,00,00,000	HOTEL 34 BEDS, RESTAURANT 50 SEATS	35	CHINA (MAINLAND)	Foreign - 100%

Table 10: Industries Approved for Foreign Investment by Category(F. Y. 2071/72)

Rs. million

Category	No Of Industry	Total Capital	Fixed Capital	Working Capital	Foreign Investment	Employment
AGRO AND FORESTRY BASED	39	753.4	672	81.4	735.88	1,010
CONSTRUCTION	1	100	98	2	100	25
ENERGY BASED	5	64,559.51	63,606.39	953.12	54,287.11	992
MANUFACTURING	59	2,387.10	1,730.84	656.25	2,152.58	2,137
MINERAL	6	231	198.86	32.14	190	532
SERVICE	128	7,938.67	6,255.61	1,683.06	5,672.24	4,442
TOURISM	132	5,425.82	4,881.49	544.34	4,332.97	4,127
TOTAL	370	81,395.50	77,443.19	3,952.31	67,470.79	13,265

Table 11: Industries Approved For FDI by Category (Up To F/Y 2071-72)

Rs in mln

Category	No. Of Projects	Total Capital	Fixed Capital	Working Capital	Foreign Investment	No. Of Employment
AGRO AND FORESTRY BASED	204	5,091.12	3,935.56	1,155.56	3,718.78	8,163
CONSTRUCTION	44	3,805.34	2,851.10	949.7	2,962.81	3,151
ENERGY BASED	72	1,51,747.76	1,46,411.58	5,336.18	85,745.23	10,876
MANUFACTURING	930	85,861.01	67,802.61	17,196.44	34,485.07	89,731
MINERAL	65	6,508.12	5,160.10	1,348.02	4,129.35	8,030
SERVICE	1,081	53,374.20	35,956.14	17,272.38	32,685.58	48,540
TOURISM	934	33,766.25	31,304.11	2,192.45	18,775.09	37,625
TOTAL	3,330	3,40,153.81	2,93,421.21	45,450.74	1,82,501.91	2,06,116

Table 12: Industries Approved for Foreign Investment by Scale(F. Y. 2071/72)

Rs. million

Scale	No Of Industry	Total Capital	Fixed Capital	Foreign Investment	Employment
LARGE	14	69,248.51	67,061.19	2,187.32	58,424.11
MEDIUM	39	6,747.29	6,118.07	629.23	4,146.66
SMALL	317	5,399.70	4,263.94	1,135.76	4,900.03
TOTAL	370	81,395.50	77,443.19	3,952.31	67,470.79

Table 13: Industries Approved For Foreign Investment by Scale (Up To F/Y 2071-72)
Rs in mln

Category	No. Of Projects	Total Capital	Fixed Capital	Working Capital	Foreign Investment	No. Of Employment
LARGE	256	2,68,729.57	2,46,436.49	21,928.95	1,32,370.53	51,948
MEDIUM	361	36,422.80	22,263.99	13,615.63	23,176.02	38,289
SMALL	2,713	35,001.44	24,720.73	9,906.17	26,955.36	1,15,879
TOTAL	3,330	3,40,153.81	2,93,421.21	45,450.74	1,82,501.91	2,06,116

Table 14: Industries Approved for Foreign Investment by Country of Origin (F. Y.2071/72)
Rs. million

S.N.	Country Of Origin	No Of Industries	Total Capital	Fixed Capital	Working Capital	Foreign Investment	Employment
1	AUSTRALIA	5	50	43.5	6.5	35	75
2	AUSTRIA	1	10	9	1	10	27
3	BANGLADESH	10	131.75	109.2	22.55	121.85	310
4	BELGIUM	2	88	83	5	55.8	90
5	BRITISH VIRGIN ISLANDS	3	4,779.10	4,606.30	172.8	2,933.44	275
6	CANADA	4	48	41.8	6.2	45.5	92
7	CHILE	1	30	26.8	3.2	30	29
8	CHINA (MAINLAND)	154	4,868.66	4,049.70	818.95	4,373.25	5,908
9	CHINA (HONG KONG)	3	22,471.77	22,207.34	264.43	20,280.60	943
10	CHINA (TAIWAN)	1	10.5	9	1.5	10	30
11	DENMARK	2	245	223.2	21.8	104.99	97
12	FINLAND	1	362.91	359.24	3.67	290.33	22
13	FRANCE	7	83.5	69	14.5	70.88	170
14	GERMANY	5	85	63.3	21.7	80	109

S.N.	Country Of Origin	No Of Industries	Total Capital	Fixed Capital	Working Capital	Foreign Investment	Employment
15	INDIA	25	43,416.19	42,356.09	1,060.10	34,719.00	712
16	INDONESIA	1	35	31.8	3.2	35	29
17	IRAN	1	10	9	1	10	19
18	ISRAEL	1	10	7.2	2.8	5	17
19	ITALY	2	15	11.7	3.3	15	75
20	JAPAN	13	157	79.35	77.65	240	306
21	JORDAN	1	30	26.8	3.2	12	29
22	MALAYSIA	4	30	23.3	6.7	30	154
23	MAURITIUS	1	8	6	2	8	22
24	NETHERLANDS ANTILLES	1	5	4	1	5	0
25	NEW ZEALAND	5	57.9	38.2	19.7	45.2	136
26	NORWAY	2	15	12.8	2.2	15	64
27	PAKISTAN	3	55	41.1	13.9	50	143
28	RUSSIA	6	106	83.85	22.15	105	131
29	SINGAPORE	2	55.5	47.6	7.9	55.5	85
30	SOUTH AFRICA	1	5	4.2	0.8	5	22
31	SOUTH KOREA	32	394	305.6	88.4	348.6	977
32	SPAIN	2	50	41.6	8.4	50	48
33	SWAZILAND	3	160	148.4	11.6	160	101
34	SWITZERLAND	2	50	42.5	7.5	44.56	51
35	SYRIA	2	10	7.9	2.1	10	45
36	TAJIKISTAN	1	15	12	3	15	40
37	THE NETHERLANDS	6	75.31	59.4	15.91	41.22	106
38	TURKEY	6	1,090.00	81.6	1,008.40	1,076.00	174
39	UK	11	1,443.80	1,379.30	64.5	1,247.58	678
40	UKRAINE	2	30	25.95	4.05	30	55
41	UNITED ARAB EMIRATES	1	24	17	7	24	25
42	USA	33	748.61	613.36	135.25	597.48	819
43	UZBEKISTAN	1	30	25.2	4.8	30	25
	TOTAL	370	81,395.50	77,443.19	3,952.31	67,470.79	13,265

**Table 15: Industries Approved for Foreign Investment by Country of Origin
(UP TO F. Y.2071/72)**

Rs. million

S N	COUNTRY NAME	NO. OF PROJE CTS	TOTAL PROJECT COST	TOTAL FIXED COST	TOTAL WORKING CAPITAL	TOTAL AMOUNT OF FOREIGN INVESTMENT	NO. OF EMPLOYE NT
			(Rs. in million)	(Rs. in million)	(Rs. in million)	(Rs. in million)	
1	AFGHANISTAN	2	5	4	1	5	45
2	ARGENTINA	2	18.01	16.1	1.91	18.01	51
3	AUSTRALIA	53	652.91	561.61	90.22	526.27	1,437
4	AUSTRIA	18	225.56	175.16	33.97	98.36	643
5	AZERBAIJAN	4	40.9	27.6	13.3	40.9	190
6	BAHRAIN	2	101.31	41.89	59.43	85.66	62
7	BANGLADESH	49	821.6	511.1	292.35	586.93	5,132
8	BELARUS	1	5	4.1	0.9	5	15
9	BELGIUM	16	214.37	183.2	31.17	170.24	565
10	BERMUDA	6	1,995.25	1,694.03	214.09	118.27	1,474
11	BHUTAN	4	32.26	23.08	6.95	8.61	123
12	BRAZIL	7	566.07	532.88	33.19	545.83	590
13	BRITISH VIRGIN ISLANDS	14	16,206.28	13,632.89	2,573.39	7,967.28	2,054
14	CAMBODIA	1	5	2.48	2.52	5	14
15	CANADA	35	7,152.87	6,931.38	221.2	2,646.24	2,199
16	CHAD	1	2.5	1.86	0.64	2.5	18
17	CHILE	1	30	26.8	3.2	30	29
18	CHINA (MAINLAND)	849	48,674.32	42,900.20	5,757.55	22,339.69	42,150
19	CHINA (HONG KONG)	29	34,525.51	30,097.68	4,422.16	25,131.14	4,346
20	CHINA (TAIWAN)	11	430.25	372.93	57.32	189.62	647
21	COLOMBIA	2	34.08	27.9	6.18	8.7	26
22	COOK ISLANDS	1	833.32	828	5.32	666.66	35

23	CROATIA	1	2.5	2.1	0.4	2.5	15
24	CYPRUS	3	1,015.50	986.5	29	312.5	275
25	CZECH REPUBLIC	2	14.5	12.2	2.3	8.89	37
26	DENMARK	31	1,168.19	1,025.86	142.33	369.53	1,420
27	ECUADOR	1	2.5	1.3	1.2	2.5	45
28	EGYPT	3	22.1	16.2	5.9	14.1	119
29	ERITREA	1	2.5	1.8	0.7	2.5	15
30	FINLAND	10	432.91	416.5	16.41	335.88	260
31	FRANCE	77	835.85	689.87	132.6	502.48	2,816
32	GERMANY	98	2,744.43	2,447.28	286.59	1,281.22	4,479
33	GHANA	1	6.5	6.18	0.33	1.95	10
34	GUATEMALA	1	10	5	5	2.5	84
35	HUNGARY	1	10	8.9	1.1	5	29
36	INDIA	613	1,29,494.82	1,12,162.01	16,780.55	78,760.90	64,452
37	INDONESIA	1	35	31.8	3.2	35	29
38	IRAN	12	74.7	55.85	18.85	68.2	273
39	IRELAND	7	738.9	692.6	46.3	355.97	355
40	ISRAEL	15	744.2	621.14	123.05	172.75	507
41	ITALY	32	1,589.81	1,432.61	63.5	421.1	907
42	JAPAN	207	6,205.33	5,503.61	635.18	2,083.77	8,107
43	JORDAN	1	30	26.8	3.2	12	29
44	KAZAKHSTAN	4	20.4	16.03	4.37	20.4	87
45	KYRGYZSTAN	4	36.5	32.05	4.45	22.5	175
46	LEBANON	2	7	5.5	1.5	7	49
47	LIBYA	1	5	2.8	2.2	5	80
48	LITHUANIA	1	5	4	1	5	38
49	MALAYSIA	31	948.74	855.32	93.42	496.28	1,007
50	MAURITIUS	8	3,048.00	2,964.27	83.73	2,908.00	952
51	MEXICO	4	33.73	30.05	3.68	31.13	84
52	NEPAL	1	30	25	5	30	0
53	NETHERLANDS ANTILLES	1	5	4	1	5	0
54	NEW ZEALAND	18	392.53	310.11	82.12	111.27	2,280
55	NORTH KOREA	3	64.82	58.8	6.02	32.55	147
56	NORWAY	15	8,136.59	6,783.60	1,348.45	1,155.83	817
57	PAKISTAN	23	2,274.28	1,967.87	305.52	241.06	2,672
58	PANAMA	1	83.28	65.17	18.11	24.98	121

59	PHILIPPINES	15	1,217.12	1,039.78	177.33	133.28	1,767
60	POLAND	7	138.22	128.55	9.67	55.39	194
61	PORTUGAL	1	2.5	2	0.5	2.5	23
62	QATAR	2	580	275.5	304.5	156.7	60
63	REPUBLIC OF THE CONGO	1	2.5	2.1	0.4	2.5	28
64	RUSSIA	32	516.86	405.84	111.02	358.09	1,207
65	SEYCHELLES	1	7,600.00	7,372.00	228	684	100
66	SINGAPORE	36	7,436.82	6,649.44	772.39	2,408.39	2,836
67	SLOVAKIA	1	5	4	1	5	21
68	SLOVENIA	2	34.19	29.94	4.25	34.19	45
69	SOUTH AFRICA	8	72.3	58.94	13.36	72.3	217
70	SOUTH KOREA	248	13,179.01	10,653.05	2,489.60	8,964.44	9,254
71	SPAIN	19	2,206.52	2,122.24	84.28	1,957.23	564
72	SRI LANKA	5	93.15	68.1	25.06	51.41	129
73	SWAZILAND	3	160	148.4	11.6	160	101
74	SWEDEN	10	45.4	35.66	9.74	42.6	289
75	SWITZERLAND	46	1,283.35	1,151.34	121.6	859.09	1,283
76	SYRIA	8	53	42.6	10.4	51	216
77	TAJKISTAN	2	35	21.8	13.2	35	65
78	THAILAND	11	1,032.37	884.79	138.03	116.29	1,159
79	THE NETHERLANDS	55	2,229.17	1,319.56	907.55	1,373.15	3,664
80	TURKEY	21	1,747.70	682.72	1,064.99	1,746.20	729
81	UK	141	6,458.46	5,800.41	639.36	3,055.08	10,075
82	UKRAINE	9	171.4	154.04	17.37	87.7	241
83	UNITED ARAB EMIRATES	14	4,821.57	1,974.84	2,796.72	2,320.41	1,660
84	USA	283	16,114.13	14,462.66	1,401.42	6,652.24	15,398
85	UZBEKISTAN	3	45	36.4	8.6	45	103
86	VIETNAM	2	24.6	22.8	1.8	24.6	55
87	YEMEN	1	5	4.2	0.8	5	16
	TOTAL	3,330	3,40,153.81	2,93,421.21	45,450.74	1,82,501.91	2,06,116

Top 10 Countries on the basis of foreign investment in industries (Upto F/Y 2071-072)

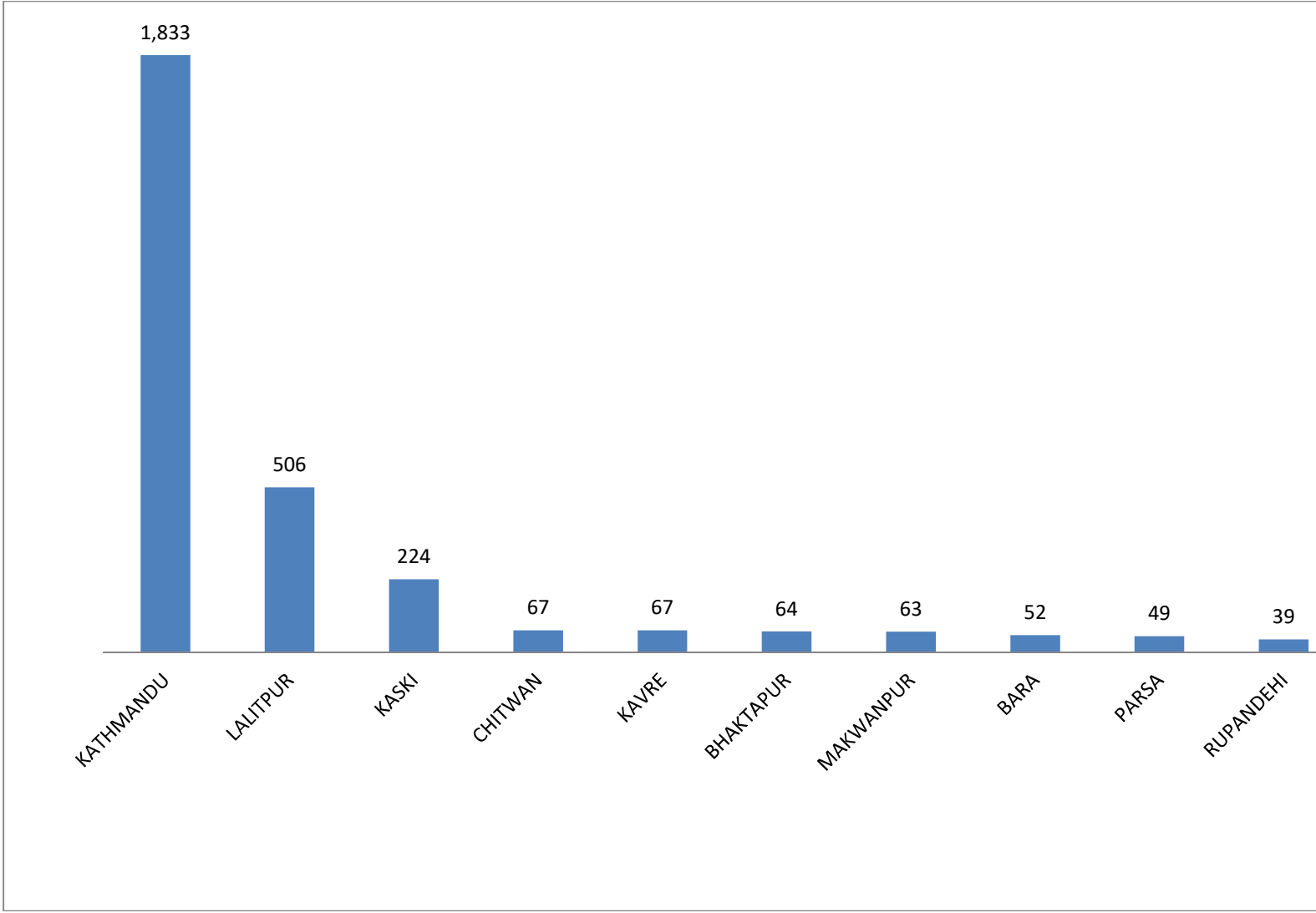


Table 16: Joint Venture Industries In Nepal – Disctrictwise (F.Y. 2071/72)

(Rs. mln)

S.N	DISTRICT	NO. OF PROJECTS	TOTAL PROJECT COST	TOTAL FIXED COST	TOTAL AMOUNT OF FOREIGN INVESTMENT	NO. OF EMPLOYMENT
BAITADI	1	9.5	5.5	4	9.5	40
BANKE	2	446.77	399.55	47.23	15.6	70
BARA	3	264	194	70	264	158
BARDIYA	1	7.86	7.4	0.46	7.86	16
BHAKTAPUR	8	632	581.86	50.15	617	244
CHITWAN	5	93	74.95	18.05	74.6	127
DANG	2	44	38.1	5.9	44	236
DHADING	1	5	3.8	1.2	5	29
DOLKHA	2	20	17	3	20	50
GORKHA	2	21	18.8	2.2	20	41
JHAPA	3	1,069.00	999.6	69.4	929.8	249
KAILALI	1	9.5	5	4.5	9.5	35
KALIKOT	1	42,106.60	41,400.00	706.6	33,685.28	80
KASKI	40	452.5	377.53	74.98	404	846
KATHMANDU	181	9,904.64	7,838.17	2,066.47	7,198.22	5,972
KAVRE	8	183	162.38	20.62	123	234
LALITPUR	81	1,586.55	1,270.65	315.9	1,563.41	2,757
MAKWANPUR	7	207.2	148.8	58.4	143.33	208
MUSTANG	1	362.91	359.24	3.67	290.33	22
MYAGDI	1	22,000.00	21,786.00	214	20,240.00	845
NAWALPARASI	1	35	33.2	1.8	35	32
NUWAKOT	5	90.15	77.5	12.65	87.63	124
OKHALDHUNDA	1	50	41.15	8.85	47.5	5
PARSA	2	204.87	97.67	107.2	204.87	78
PYUTHAN	2	90	78	12	90	200
RUPANDEHI	2	1,295.45	1,243.25	52.2	1,136.36	325
SINDHUPALCHOWK	2	15	12.3	2.7	15	69
SOLUKHUMBU	2	135	127.5	7.5	135	95
SUNSARI	1	5	4.3	0.7	5	13
TANAHU	1	50	40	10	50	65

TOTAL	370	81,395.50	77,443.19	3,952.31	67,470.79	13,265
--------------	------------	------------------	------------------	-----------------	------------------	---------------

Table 17: Joint Venture Industries In Nepal – Disctrictwise (UP TO F.Y. 2071/72)
(Rs. mln)

DISTRICT	NO. OF PROJECTS	TOTAL PROJECT COST (Rs. in million)	TOTAL FIXED COST (Rs. in million)	TOTAL WORKING CAPITAL (Rs. in million)	TOTAL AMOUNT OF FOREIGN INVESTMENT (Rs. in million)	NO. OF EMPLOYMENT
ACHHAM	4	571.18	550.68	20.5	418.18	411
ARGHAKHACHI	2	1,342.09	199.27	1,142.83	449.6	331
BAGLUNG	1	500	250	250	500	290
BAITADI	6	106.5	92.3	14.2	91.5	455
BAJHANG	1	15	12.3	2.7	12	70
BANKE	24	3,072.00	2,791.89	275.34	499.96	1,757
BARA	52	8,154.55	6,351.35	1,621.73	2,617.12	4,897
BARDIYA	12	212.54	168.66	43.88	179.8	509
BHAKTAPUR	64	5,366.17	4,438.62	927.55	3,811.73	5,047
CHITWAN	67	5,154.85	4,212.80	905.79	1,685.48	8,883
DADELDHURA	2	28	23.5	4.5	14.5	55
DANG	14	4,878.90	4,571.50	307.4	398.9	1,826
DARCHULA	2	40.4	36.2	4.2	7.42	117
DHADING	13	2,509.89	2,436.00	73.89	2,270.00	910
DHANKUTA	1	46.62	37.62	9	0	120
DHANUSHA	3	291.04	249.71	41.33	165.52	292

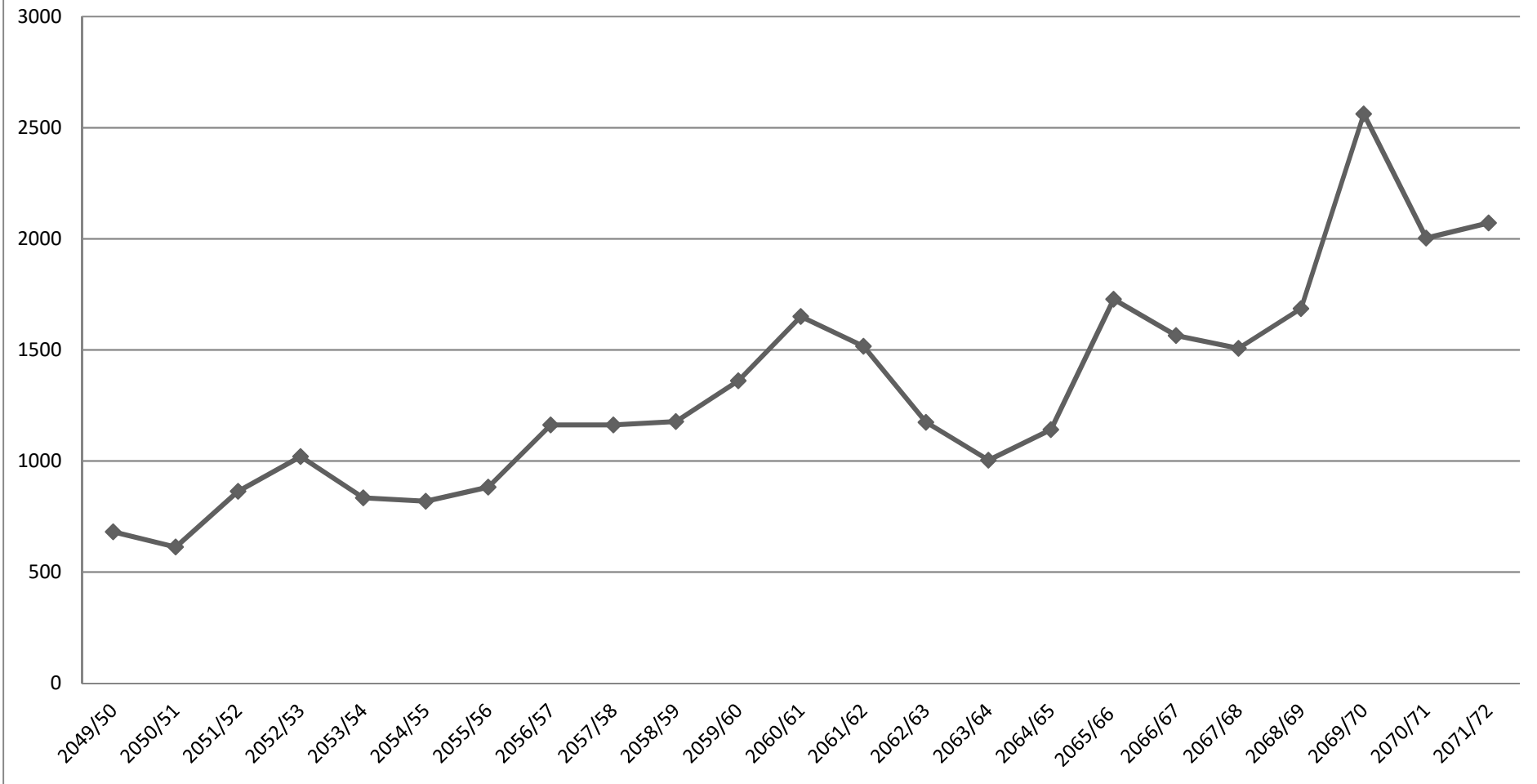
DOLKHA	7	5,820.20	5,298.03	522.17	1,525.73	375
DOTI	1	10	7.2	2.8	10	33
GORKHA	7	740.09	680.62	59.47	110.22	832
HUMLA	7	61	52.3	8.7	36.74	134
ILAM	5	309	256.44	52.56	267.76	433
JAJARKOT	1	600	580	20	600	280
JHAPA	18	2,120.14	1,677.00	443.15	1,218.15	3,583
KAILALI	8	1,050.74	972.51	78.23	310.5	1,210
KALIKOT	1	42,106.60	41,400.00	706.6	33,685.28	80
KANCHANPUR	19	886.77	789.81	96.96	239.4	1,798
KAPILBASTU	9	421.71	206.42	150.59	307.81	300
KASKI	224	26,529.92	24,983.02	1,387.23	11,122.47	8,547
KATHMANDU	1,833	92,611.25	74,400.12	17,941.07	46,809.99	92,090
KAVRE	67	2,383.99	2,023.26	364.63	1,632.70	5,068
LALITPUR	506	21,170.04	13,159.56	7,997.45	16,992.65	23,406
LAMJUNG	6	2,319.93	2,267.25	52.68	519.35	565
MAKWANPUR	63	8,018.08	6,196.37	1,611.97	3,057.07	5,094
MANANG	3	990	967.75	22.25	250.01	924
MORANG	32	4,074.47	3,062.08	995.96	2,109.40	5,269
MUGU	1	8.6	6	2.6	8.6	18
MUSTANG	5	852.65	829.74	22.91	316.85	188
MYAGDI	3	39,015.00	38,707.80	307.2	24,335.00	904
NAWALPARASI	29	7,878.84	7,014.76	816.3	1,374.11	3,567
NUWAKOT	16	2,440.73	2,290.85	148.8	321.33	1,133
OKHALDHUNDA	2	300	286.15	13.85	66.5	127
PALPA	3	339.5	190.78	148.72	314.4	261
PARBAT	1	1,100.00	1,089.00	11	1.5	2,614
PARSA	49	3,776.28	2,610.97	1,147.11	2,430.72	6,219
PYUTHAN	2	90	78	12	90	200

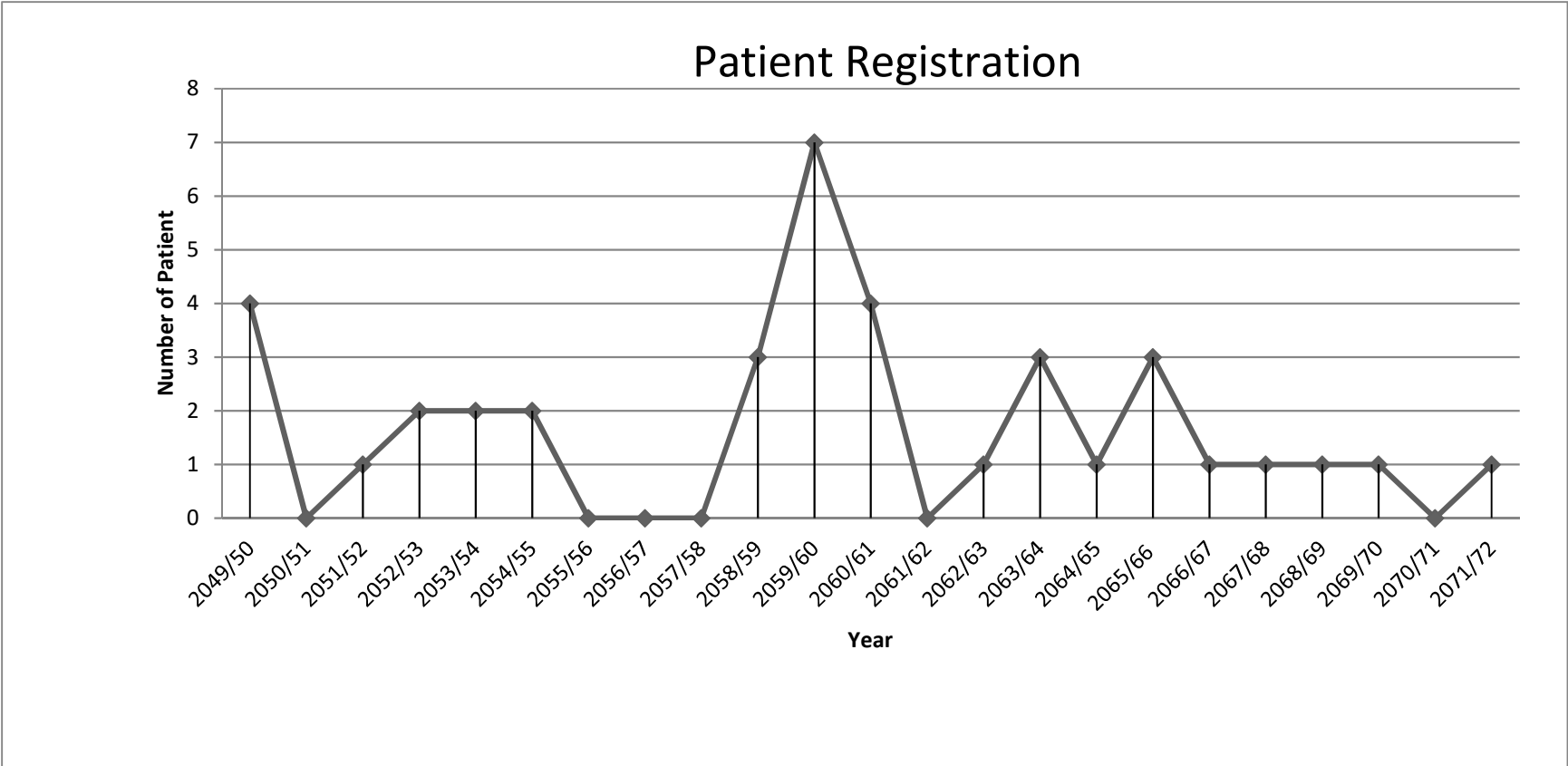
RAMECHHAP	1	291.34	237.89	53.45	262.21	200
RASUWA	7	7,522.40	6,472.28	1,035.12	3,362.43	205
RAUTAHAT	2	569.18	515.78	50.02	54.06	639
ROLPA	3	32.22	28.31	3.91	29	156
RUPANDEHI	39	7,618.54	6,454.07	991.58	4,300.19	3,901
SANKHUWASABHA	1	500	488	12	500	250
SAPTARI	3	430	394.5	35.5	299.4	190
SINDHULI	1	9	7.7	1.3	9	105
SINDHUPALCHOWK	13	7,107.73	6,830.89	276.83	1,366.08	3,085
SIRAHA	5	3,464.02	3,058.89	405.01	2,113.20	928
SOLUKHUMBU	15	3,724.17	3,488.59	164.4	1,443.13	546
SUNSARI	27	2,760.67	2,057.47	703.2	1,653.85	3,532
SURKHET	4	3,617.36	2,842.20	775.16	2,207.17	366
TANAHU	6	183.02	144.7	38.32	131.5	381
TAPLEJUNG	2	12.1	10.14	1.96	11.9	44
TOTAL	3,325	3,38,156.97	2,91,537.59	45,337.52	1,80,929.07	2,05,750

**Table 18: Registration of Industrial Property (Trademark, Patent & Design)
(Upto F.Y. 2048/49 to F.Y. 2071/72)**

Fiscal Year	Trademark			Patent			Design		
	National	Foreign	Total	National	Foreign	Total	National	Foreign	Total
Up to 2048/49	4982	3675	8657	14	19	33	6	29	35
2049/50	512	170	682	0	4	4	0	0	0
2050/51	369	244	613	0	0	0	0	1	1
2051/52	393	471	864	1	0	1	0	1	1
2052/53	403	617	1020	1	1	2	0	1	1
2053/54	423	411	834	0	2	2	0	2	2
2054/55	442	377	819	0	2	2	0	2	2
2055/56	429	454	883	0	0	0	1	1	2
2056/57	574	588	1162	0	0	0	3	0	3
2057/58	678	485	1163	0	0	0	0	1	1
2058/59	660	518	1178	1	2	3	4	1	5
2059/60	804	557	1361	5	2	7	0	5	5
2060/61	1255	396	1651	2	2	4	0	5	5
2061/62	949	567	1516	0	0	0	1	1	2
2062/63	609	565	1174	0	1	1	0	0	0
2063/64	585	419	1004	3	0	3	0	0	0
2064/65	612	529	1141	1	0	1	2	2	4
2065/66	954	774	1728	2	1	3	0	3	3
2066/67	889	675	1565	1	0	1	0	0	0
2067/68	850	657	1507	1	0	1	0	0	0
2068/69	456	1230	1686	1	0	1	4	3	7
2069/70	1473	1089	2562	1	0	1	13	1	14
2070/71	1084	920	2004	0	0	0	1	0	1
2071/72	1080	992	2072	1	0	1	6	5	11
Total	21465	17380	38846	35	36	71	41	64	105

Trademark Registration





Design Registration

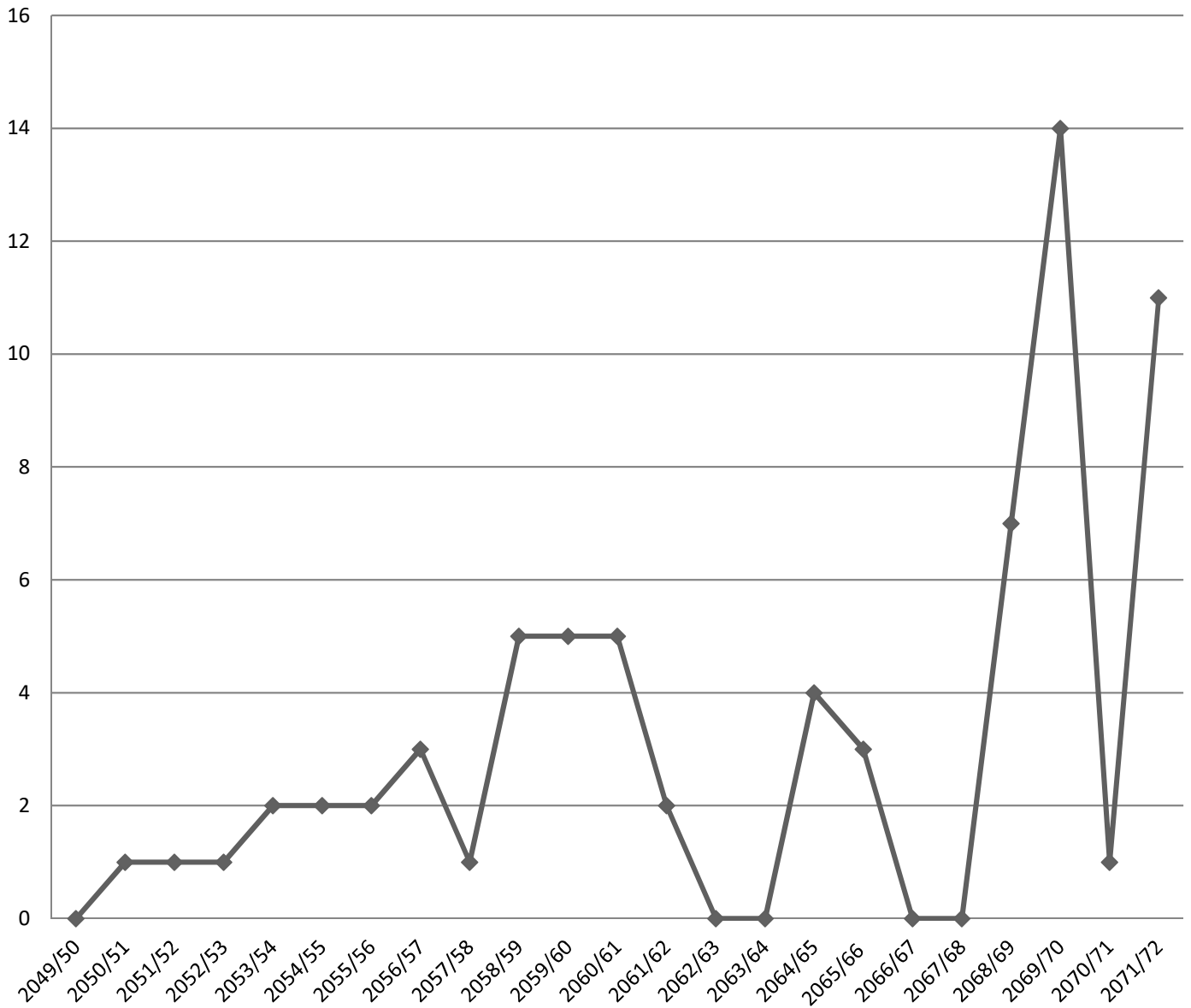


Table 19: Synopsis of The Flow Of Facilities Through One Window Committee(F.Y. 2050/51 to F.Y. 2071/72)

Fiscal Year	Total No. of Decisions	Duty Draw Back (Amount in Rs.)				
		Custom	Premium	Excise	Sales Tax	Total Amount
2051/052	719	5102315	47846	35835	967296	6153292
2052/053	722	13613217	103382	0	6966744	20683343
2053/054	482	24999958	0	0	0	24999958
2054/055	129	22576702	0	0	1209643	23786345
2055/056	316	50273147	0	481847	1168451	51923445
2056/057	367	82181698	0	0	0	82181698
2057/058	409	155700796	0	0	0	155700796
2058/059	846	409859971	0	0	0	409859971
2059/060	415	324705649	0	0	0	324705649
2060/61	200	147949365.9	0	0	0	147949365.9
2061/62	126	80774966	0	0	0	80774966
2062/63	20	5725641	0	0	0	5725641
2063/64	240	229163790	0	0	0	229163790
2064/65	448	437815174	0	0	128097	437943271
2064/65	333	343176088	0	0	128097	343304185
2065/66	-	164281721	0	0	0	164281721
2066/67	-	51071670	0	0	0	51071670
2067/68	22	64036952	0	0	0	64036952
2068/69	44	88508652	0	0	0	88508652
2069/70	22	24332031	-	-	-	24332031
2070/71	43	185275278	-	23108273	-	208383551
2071/72	47	136894027	-	-	-	136894027

Note: One Window Committee has been constituted for the purpose of providing facilities and concessions to the industries as per Industrial Enterprises Act.

Table 20: List of Initial Environmental Examination (IEE) Approved Industries(F. Y. 2071/72)

S. N.	Industry Name	Address
1	Maa Durga Food Pvt. Ltd.	Chorni 4, Parsa
2	Accord Pharmaceuticals Pvt. Ltd.	Lubhu V.D.C. 8, Lalitpur
3	Vega Pharmaceuticals Pvt. Ltd.	Bungamati V.D.C. 6 Lalitpur
4	Nepal Gramdhog Pvt. Ltd.	Prasauni 9, V.D.C., Bara
5	Ecogreen Recycling Pvt. Ltd.	Duhabi 4
6	Shiva Shakti Khadya Udhog Pvt. Ltd	Ratnanagar 4, Chitwan
7	Rajat Knitwears Pvt. Ltd.	Kathari 9, Morang
8	Hulas Auto Craft Pvt. Ltd.	Ramgram 11, Nawalparasi
9	Sun Feeds Pvt. Ltd.	Khanar V.D.C. 4, Sunsari
10	Jagadamba Foods Pvt. Ltd.	Siddharthanagar 4, Rupandehi
11	Narayani Food Products Pvt. Ltd.	Jitpur 7, Bara
12	Skylark Agro Pvt. Ltd.	Mangalpur V.D.C., Chitwan
13	Yeti Brewery Pvt. Ltd.	Chainur V.D.C. 1, Chitwan
14	Supar Eco Brick Innovation Pvt. Ltd	Bageswori, Bhaktapur
15	Budhathoki Coldstorage Pvt. Ltd.	Sitapaila, Kathmandu
16	Sagarmatha Gas Udhog Pvt. Ltd.	Ugrachandi Nala V.D.C. 2 Kavre
17	Green Polymers Pvt. Ltd.	Chandbela V.D.C. 8, Sunsari
18	Sleepwell Industries Nepal Pvt. Ltd.	Birtamod 3. Jhapa
19	Metrang Vineyard & winery Pvt. Ltd	Tistung 4, Makawanpur
20	Sangrila Winery Pvt. Ltd.	Begadubar 4, Dhanusha
21	Jagadamba Enterprises Pvt. Ltd.	Chorni V.D.C. 8, Parsa
22	Jagadamba Wires Pvt. Ltd.	Gadhimai 2, Bara
23	M. S. Hitech Steel Pvt. Ltd.	Sukarauli V.D.C. 9, Nawalparasi
24	Rukmani Industries Pvt. Ltd.	Rampur Tokani V.D.C. 3 Bara
25	Delta Plus Industries Pvt. Ltd.	Balaju Kathmandu
26	Ridhisiddhi Cement Pvt. Ltd.	
27	Raj Brewery Pvt. Ltd.	
28	Gadhimai Distillery Pvt. Ltd.	

29	Everest Battery Pvt. Ltd.	
30	Megha Cement Industry Pvt. Ltd.	
31	Nepal Remedies Pvt. Ltd.	
32	Gorkha Feed Industries Pvt. Ltd.	
33	Bhageswor Minerals Pvt. Ltd.	
34	Pashupati Biscuits Industries Pvt. Ltd.	
35	Berger jenson & Nicholson (Nepal) Pvt. Ltd.	
36	Kantipur Oxygen Pvt. Ltd.	
37	A.C. Footwear Pvt. Ltd.	
38	Mordern Ply Pvt. Ltd.	Kota Tulsipur V.D.C. 4, Kailali
39	Himadri Foods Pvt. Ltd.	Gadhimai 5, Bara
40	Tirupati Balaji Floor Mills Pvt. Ltd.	Rampur Tokani V.D.C. 3 Bara
41	Jagadamba Auto Group Pvt. Ltd.	Chorni 8, Parsa
42	Maa Durga Pvt. Ltd.	Chorni 4, Parsha
43	Gurans Cement Pvt. Ltd.	kalikatar V.D.C. 6 Makwanpur
44	Maruti Paper & Industry Pvt. Ltd.	Namuna V.D.C. 4 Parsa
45	Alps Distilary Pvt. Ltd.	Bharatpur 17, Saranpur
46	Rapti Feed Industry Pvt. Ltd.	Satbariya V.D.C. 6, Dang
47	Boigain Remedies Pvt. Ltd.	Madhbaliya V.D.C. 8, Tilotama
48	Narayani Distilary Pvt. Ltd.	Ganga pipara V.D.C. 6, Rautahat
49	Brothers Blenders Pvt. Ltd.	Indrapur V.D.C. 7 Morang
50	Ganesh Ply Wood Industries Pvt. Ltd.	
51	Baba Baijunath Sugar & Chemical Industries Pvt. Ltd.	Piprapokhariya V.D.C. 8, Rautahat
52	Swostik Rolings Mills Pvt. Ltd.	Hattimuda 8, Morang
53	Himal Oxygen Pvt. Ltd.	Satungal Kathmandu
54	Mansa Cement Pvt. Ltd.	Bharatpur, 12
55	Rajdhani Craft Nepal Pvt. Ltd.	Maniyari 6 ,Parsa

Table No. 21 List of Goods of Industries Recommended for Preferential Export to India (F. Y. 2071/72)

क्र.सं.	उद्योगको नाम	बस्तु	वा.उ.क्षमता	सिफारिश परिमाण
१.	रिलायन्स सुगर एण्ड केमिकल इण्डष्ट्रिज प्रा.लि., बारा ।	Molasses (By product)	15,000 MT	3,000 MT
२.	नेकोन के बि प्लाष्टो इन्जिनियरिङ्ग ई. प्रा.लि., पर्सा ।	PP Woven Fabric	12,000	2,000 MT
३.	अरिहन्त पोलिप्याक लि., सुनसरी	PP Woven Fabric plain	3,000 MT	2,000 MT
४.	गंगा रोजिन एण्ड टर्पेन्टाइन इण्डष्ट्रिज, बांके ।	Rosin & Turpentine	3,440 MT	1,000 MT
५.	खनाल रोजिन एण्ड टर्पेन्टाइन इण्डष्ट्रिज प्रा.लि., बांके ।	Rosin Turpentine	740 MT 360 KL	250 MT 60 KL
६.	नबिन पोलिमर उद्योग, बारा ।	Pet Preform	1,200 MT	400 MT
७.	सुगम रोजिन टर्पेन्टाइन एण्ड हर्बल प्रा.लि., सुनसरी ।	Kattha (Biscuit)	210 MT	80 MT
८.	के बि साम आल्मुनियम ई. प्रा.लि., बारा ।	Aluminium Extruded Section	12,000 MT	2,500 MT
९.	त्रिवेणी सिनप्याक्स प्रा.लि., बारा ।	PP Woven Fabrics	8,000 MT	1,500 MT
१०.	प्रोजिओकेम इण्डष्ट्रिज प्रा.लि., बारा ।	PP Woven Fabrics	11,000 MT	3,500 MT
११.	राजेश मेटल क्राफ्टस लि., बारा ।	M S Scrap	4,300 MT	200 MT
१२.	बंगलामुखि रोजिन एण्ड टर्पेन्टाइन ई. प्रा.लि., बांके	Rosin Turpentine	3,000 MT	500 MT 100 MT
१३.	प्रेष्टिज लुप म्याट्स ई. प्रा.लि., पर्सा ।	PVC Loop Mats/ Door Mats/ Car Mats	5,27,040 Sq.Mtrs	3,00,000 Sq.Mtrs
१४.	गणेश प्लाइउड इण्डष्ट्रिज प्रा.लि., कपिलवस्तु ।	Plywood	30,00,000 Sq.Mtrs	4,00,000 Sq.Mtrs
१५.	जय अम्बे प्लाइउड इण्डष्ट्रिज प्रा.लि., कपिलवस्तु ।	Plywood	12,40,000 Sq.Ft.	50,000 Sq.Mtrs
१६.	पशुपति प्लाइउड इण्डष्ट्रिज, कपिलवस्तु	Plywood	8,30,000 Sq.Ft	40,000 Sq.Mtrs
१७.	अच्युत पाइन प्रोडक्ट्स प्रा.लि., कपिलवस्तु ।	Alpha Pinene Cerene Distilled Turpentine		3,10,000 Ltrs 3,05,000 Ltrs 3,05,000 Ltrs
१८.	मोनाज अफसेट प्रेस प्रा.लि., ललितपुर ।	Books (Printed) Impression	2,85,00,000 Pcs	5,00,000 Pcs
१९.	गंगा रोजिन एण्ड टर्पेन्टाइन इण्डष्ट्रिज, बांके ।	Rosin Turpentine	3,440 MT	1,000 MT
२०.	किरण शुज म्यानुफ्याक्चरर्स, काठमाडौं	Sport Shoes	1,21,00,000 Pairs	40,00,000 Pairs
२१.	राजेश मेटल क्राफ्टस लि., बारा	M S Scrap (By Product)	4,300 MT	2,000 MT

क्र.सं.	उद्योगको नाम	बस्तु	वा.उ.क्षमता	सिफारिश परिमाण
२२.	इन्दू शंकर चिनी उद्योग लि., सर्लाही	Molasses (By Products)	16,200 MT	5,000 MT
२३.	एडभान्स न्युट्रिसन्स प्रा.लि., बारा ।	Feed Premix	2,400 MT	1,500 MT
२४.	जय अम्बे प्लाइउड इण्डस्ट्रिज प्रा.लि., कपिलवस्तु ।	Plywood	35,00,000 Sq.Mtrs	1,50,000 Sq.Mtrs
२५.	श्री महालक्ष्मी सुगर्स लिमिटेड, कपिलवस्तु ।	Molasses (By Products)		10,000 Qtls
२६.	जगदम्बा इन्टरप्राइजेज प्रा.लि., पर्सा ।	G I Pipe MS Black Pipes Shutter Profiles	12,000 MT 18,000 MT 5,000 MT	8,000 MT 12,000 MT 1,000 MT
२७.	त्रिवेणी फ्लेक्सो प्याक प्रा.लि., बारा	Plastic Sheet (Printed & non-printed)	1,800 MT	500 MT
२८.	श्री गणेश पश्मिना उद्योग, काठमाडौं ।	Pashmina Goods (Shawl, Muffler & Panchu)	15,000 Pcs	5,000 Pcs
२९.	हेल्पिङ्ग ह्याण्ड पश्मिना उद्योग, पोखरा, कास्कि ।	Pashmina Goods (Shawl, Stole & muffler)	11,830 Pcs	4,000 Pcs
३०.	हिमालयन लाइफ प्लाष्टिक प्रा.लि., कास्कि ।	PET Bottle Flakes	600 MT	200 MT
३१.	जय स्पनिङ्ग मिल्स प्रा.लि., पर्सा ।	Polyester/ Voscose Yarn	1,738 MT	600 MT
३२.	राजेश मेटल क्राफ्टस लि., बारा	Rolling Shutter Profiles	2,500 MT	1,000 MT
३३.	राजेश मेटल क्राफ्टस लि., बारा	Zinc Residue/Ash (By Product)	975 MT	200 MT
३४.	जगदम्बा इन्टरप्राइजेज प्रा.लि., पर्सा ।	MS Scrap Zinc Dross Zinc Ash " Blowing Mill scale	2,200 MT 100 MT 50 MT 50 MT 600 MT	800 MT 35 MT 25 MT 25 MT 200 MT
३५.	आरती स्ट्रिप्स प्रा.लि., मोरङ्ग ।	Color Coated CG/GP Sheet Color Sheet in roll form	20,000 MT 10,000 MT	10,000 MT 5,000 MT
३६.	माउन्ट एभरेष्ट डिस्टिलरी प्रा.लि, रुपन्देही ।	DDGS (By product of Distillery)	2,856 MT	500 MT
३७.	गंगा रोजिन एण्ड टर्पेन्टाइन इण्डस्ट्रिज, बांके ।	Rosin & Turpentine	3,440 MT	1,200 MT
३८.	खनाल रोजिन एण्ड टर्पेन्टाइन इण्डस्ट्रिज प्रा.लि., बांके ।	Rosin Turpentine	740 MT 360 KL	300 MT 80 MT

क्र.सं.	उद्योगको नाम	बस्तु	वा.उ.क्षमता	सिफारिश परिमाण
३९.	बागेश्वरी कत्था उद्योग प्रा.लि., बांके ।	Liquid Kattha	1,580 MT	50 MT
४०.	भगवती रेजिन इण्डस्ट्रिज, सुनसरी	Plastic beads	310 MT	75 MT
४१.	प्रोओकेम इण्डस्ट्रिज प्रा.लि., मकवानपुर	Non-woven fabrics	1,440 MT	500 MT
४२.	कृष्ण प्लाइउड इण्डस्ट्रिज प्रा.लि., कपिलवस्तु ।	Plywood	31,93,440 Sq.Ft 2,96,670.58 Sq.Mtrs	1,00,000 Sq.Mtrs
४३.	पञ्चकन्या एस एस प्रा.लि., काठमाडौं ।	SS Water Tank	3,600 MT	1,000 Pcs
४४.	खजुरीको नेपाल प्रा.लि., ललितपुर ।	Puff Pastry Biscuit Cookies	600 MT 300 MT 300 MT	150 MT 50 MT 50 MT
४५.	समानता पश्मिना क्राफ्टस, काठमाडौं ।	Wool Stole	1,15,000 Pcs	25,000 Pcs
४६.	एन एस एक्सपोर्ट प्रा.लि., भक्तपुर ।	Readymade Garments	3,60,000 Pcs	1,20,000 Pcs
४७.	प्रोवाओटेक इण्डस्ट्रिज प्रा.लि., पर्सा ।	Crude Oil (Soya & Mustard)	7938 MT	500 MT
४८.	बागेश्वरी कत्था उद्योग प्रा.लि., बांके ।	Liquid Kattha	1,580 MT	100 MT
४९.	कसमस रोजिन एण्ड एलाइड इण्डस्ट्रिज प्रा.लि., धनुषा ।	Rosin Turpentine Oil	3,900 MT 1,200 MT	750 MT 250 MT
५०.	पोलिमर इण्डस्ट्रिज प्रा.लि., बारा ।	HDPE/PP Woven Fabrics	5,000 MT	2,500 MT
५१.	खनाल रोजिन एण्ड टर्पेन्टाइन इण्डस्ट्रिज प्रा.लि., बांके ।	Rosin Turpentine	740 MT 360 KL	175 MT 6 KL
५२.	गंगा रोजिन एण्ड टर्पेन्टाइन इण्डस्ट्रिज, बांके ।	Rosin & Turpentine	3,440 MT	2,000 MT
५३.	मनकामना रोजिन एण्ड केमिकल्स उद्योग प्रा.लि., बांके ।	Rosin & Turpentine	2,880 MT 580 KL	500 MT
५४.	रिलायन्स सुगर एण्ड केमिकल इण्डस्ट्रिज प्रा.लि., बारा ।	Molasses (By Product)	15,000 MT	4,500 MT
५५.	सुप्रिम रबर इण्डस्ट्रिज, बारा ।	Hawai Chappal	5,00,000 Pairs	1,00,000 Pairs
५६.	तान्या पश्मिना एण्ड सिल्क इण्डस्ट्रिज, काठमाडौं ।	Wool Stole	1,00,000 Pcs	50,000 Pcs
५७.	अन्नपूर्ण सुगर एण्ड जनरल ई.प्रा.लि.	Molasses (By products)	15,000 MT	2,000 MT
५८.	अरिहन्त पोलि प्याक्स लि., सुनसरी	HDPE/PP Woven Fabrics	6,000 MT	2,500 MT

क्र.सं	उद्योगको नाम	बस्तु	वा.उ.क्षमता	सिफारिश परिमाण
५९.	बालामुखी रोजिन एण्ड टर्पेन्टाइन इण्डष्ट्रिज प्रा.लि., बांके ।	Rosin & Turpentine	3,000 MT	500 MT 100 KL
६०.	डाबर नेपाल प्रा.लि., बारा ।	Fruit Juices	1,10,000 KL	80,000 KL
६१.	जय हनुमान भेनियर उद्योग, विराटनगर १२, मोरङ्ग ।	Core Veneer	20,00,000 Sq.Ft	16,00,000 Sq.ft
६२.	आरती स्ट्रिप्स प्रा.लि., मोरङ्ग ।	GC/CP Sheet GP Sheet in roll form	1,07,000 MT 25,000 MT	25,000 MT 5,000 MT
६३.	प्रेष्टिज म्याट इण्डष्ट्रिज, बारा ।			PVC Mat (PVC Loop Mats)
६४.	जगदम्बा इन्टरप्राइजेज प्रा.लि., पर्सा ।	By Products- Zinc Dross Zinc Ash	100 MT 50 MT	80 MT 40 MT
६५.	एडभान्स न्यूट्रिसन्स प्रा.लि., बारा	Feed Premix	4,000 MT	1,500 MT
६६.	शिवशक्ति केमोप्लाष्ट प्रा.लि., पर्सा ।	Woven Fabrics Sacks	8,500 MT 1,500 MT	5,000 MT 200 MT
६७.	पशुपति कूट उद्योग बारा ।	Paper Board (Koot)	1,080 MT	400 MT
६८.	प्रेष्टिज म्याट इण्डष्ट्रिज, बारा ।	PVC Mat/Plastic Mats	10,54,080 Sq.Mtrs	2,00,000 Sq.Mtrs
६९.	राजेश मेटल क्राफ्टस लि., पर्सा	CR Sheet/Coil/Slits	30,000 MT	3,000 MT
७०.	फर इभर जेम्स एण्ड ज्वेलरीज, सुर्खेत ।	Kyanite, Berij, Turmaline and Other Semi Precious Stone	4,100 Kg	200 Kg
७१.	भगवती स्टील इण्डष्ट्रिज प्रा.लि.	Black Pipes	5,000 MT	2,000 MT
७२.	शिव कत्था उद्योग प्रा.लि., बांके ।	Kattha (Biscuit) Cutch	120 MT 180 MT	60 MT 80 MT
७३.	जगदम्बा इन्टरप्राइजेज प्रा.लि., पर्सा ।	M S Black Pipes	36,000 Mt	8,000 MT
७४.	हिमाल इन्जिनियरिङ्ग ट्रेड एण्ड ई. प्रा.लि., बारा ।	Laminated Steel Sheet Core (A part of electrical transformer)	600 MT	200 MT
७५.	सुपर लेमिकोट्स प्रा.लि., बारा ।	Plastic Packaging Film (Flexible Packaging & Coated Paper)	3,000 MT	50 MT
७६.	बाबा पोलिथिन इन्डष्ट्रिज, पर्सा ।	HDPE Pipes	198 MT	100 MT
७७.	शोर्पा आउट डुअर स्पोर्ट्स गुड्स ई., काठमाडौं ।	Readymade Garments (Jacket, T shirt, pants)	1,40,000 Pcs	1,00,000 Pcs
७८.	भगवती रेजिन इण्डष्ट्रिज, सुनसरी	Plastic beads	310 MT	150 MT

क्र.सं	उद्योगको नाम	बस्तु	वा.उ.क्षमता	सिफारिश परिमाण
७९.	किरण शुज म्यानुफ्याक्चरर्स, काठमाडौं	Sport Shoes	1,21,00,000 Pairs	60,00,000 Pairs
८०.	कंकडमाई कत्था उद्योग प्रा.लि., भ्रुपा ।	Kattha (Biscuit) Cutch	80 MT 170 MT	20 MT
८१.	त्रिवेणी स्पनिङ्ग मिल्स प्रा.लि., बारा	Polyester Viscose Yarn	5,000 MT	1,000 MT
८२.	इन्दू शंकर चिनी उद्योग लि., सर्लाही	Molasses (By Products)	21,000 MT	5,000 MT
८३.	प्रेष्टिज लुप म्याट इण्डस्ट्रिज प्रा.लि., बारा ।	Plastic Mats (PVC Loop Mat, door mats & Car mats)	5,27,040 Sq.Mtrs	3,50,000 Sq.Mtrs

**Table 22: Revenue Accumulation to the Department of Industries
(F.Y. 2051/52 to F.Y. 2071/72)**

Fiscal Year	Registration Fee (Rs.)				Renewal Fee (Rs.)			Late Fine For TM Renewal	Deposits for Fieted	Others	Total
	Pvt. Ltd.	Partnership Firm	Proprietorship Firm	Trademark, Patent, Design	Partnership Firm	Proprietorship firm	Trade Mark				
2051/52	-	23500	197985	757125	1305	10985	313088	1703	777353	177768	2260812
2052/53	-	26000	116810	862987	2035	9805	151814	4178	57000	210719	1441348
2053/54	-	24600	347840	1946071	1650	14120	570093	8865	209000	1078732	4200971
2054/55	-	6500	17030	2093358	150	7260	740411	4480	4526737	1057362	8453288
2055/56	-	6600	160	2621943	150	4470	339050	27755	-	1147982	4148110
2056/57	-	13000	23710	3041039	620	16430	552072	16675	2850053	78255	6591854
2057/58	-	65	7800	2856925	2000	3490	607877	16275	138100	1718005	5350537
2058/59	-	0	70200	2772594	1210	3260	2863359	10090	-	1976958	7697671
2059/60	-	6500	54600	3121092	365	6070	2009975	10940	229000	2031975	7470517
2060/61	-	6500	23400	2888247	900	5890	1260237	5955	17000	1933578	6141707
2061/62	-	-	22200	3290274	1050	17725	1523269	13119	52000	2168934	7088571
2062/63	-	-	-	4947210	150	10055	1731737	86900	-	3195086	9971138
2063/64	-	-	-	11000000	-	-	-	392000	12652000	48000	24092000
2064/65	-	-	-	12008470	-	-	-	-	2202031.1	-	14210501.1
2065/66	-	-	-	15112700	-	-	-	-	2399815.73	96338	17608853.73
2066/67	-	-	-	15936250	-	-	-	-	191060	33897	16161207
2067/68	-	-	-	16327950	-	-	-	-	1931060	33897	18292907
2068/69	-	-	-	18716855	-	-	-	-	-	1230805	19947660
2069/70	-	-	-	-	-	-	-	-	-	-	24058600
2070/71	-	-	-	-	-	-	-	-	-	-	21354654
2071/72	-	-	-	-	-	-	-	-	-	-	22568810.95

Note: Others include application fee, sales from books and forms, tender fee, dividend and misc.