

DEVELOPMENT COOPERATION REPORT

FISCAL YEAR
2013-2014

International Economic Cooperation Coordination Division (IECCD) of Ministry of finance (MoF) encourages printing or copying information exclusively for personal and non-commercial use with proper acknowledgement. Users are restricted from reselling, redistributing or creating derivative works for commercial purpose without the written consent of IECD/MoF.



Government of Nepal

Ministry of Finance

International Economic Cooperation
Coordination Division (IECCD)

Singhadurbar, Kathmandu

March 2015



Government of Nepal

Dr. Ram Sharan Mahat
Finance Minister



Foreword

Aid Transparency is one of the main pillars for enhancing aid effectiveness. To this end, the Government has given due importance to accessibility of reliable and high-quality aid information to all Nepalese and international community. This is also expected to add greater accountability on aid utilization, improved decision making and ultimately lead to more effective utilization of aid resources. In recent years, the Ministry of Finance has been engaged in managing aid data through Aid Management Platform (AMP), and at the same time, producing aid data for policy decisions, and number of other reports for the use of government, donors and the general public. Publication of Development Cooperation Report is our sincere effort towards enhancing aid effectiveness in Nepal.

We are pleased to present the Development Cooperation Report for the fourth consecutive year. As compared to previous years, this Report has been further refined and attempt has been made to provide both overall view of development cooperation in Nepal, as well as specific analysis of important aid trends based on AMP data. Efforts have also been made to reflect aid mobilized through INGOs for the first time. Therefore, this year's Report will provide an opportunity to relevant stakeholders to initiate debates on where, why and how INGOs use their resources in Nepal, among others.

I would like to express gratitude to the IECCD team for taking the lead on producing such a comprehensive and useful document.

I wish to express my appreciation and thanks to all development partners supporting in the development endeavors of Nepal. I also thank UNDP, Denmark, DFID and USAID for their support in the establishment of AMP and making it an effective tool for enhancing transparency and accountability in managing foreign aid in Nepal.

Finally, I also encourage all line ministries involved in the implementation of development projects/programs to use the AMP data as an important management tool. I would also urge all development partners to provide and update aid data on a regular basis to make AMP an effective tool for aid effectiveness.

Ram Sharan Mahat

Office Address:
Singhdurbar, Kathmandu
Nepal

Telephone No.:
+977-1-4211809 (off.)

Telefax:
+977-1-4211831

Web:
www.mof.gov.np



Government of Nepal MINISTRY OF FINANCE

SINGHADURBAR
KATHMANDU, NEPAL



Preface

The Ministry of Finance has been making a great deal of efforts towards managing and coordinating aid information system in Nepal since 2010 to enhance aid transparency and effectiveness. The Ministry has created an Aid Management Platform (AMP) and produces an annual Development Cooperation Report based on the information generated by the AMP for wider dissemination of the aid related information. Similarly, public access to aid information is also available through a public aid portal that was launched in 2013. Making aid data available does not just allow citizens to hold both donors and Government accountable - it provides an incentive for better allocation and utilization of resources.


Since the information contained in the Report is compatible with the International Aid Transparency Initiative (IATI) standards, this Report will be useful to both the Government as well as development partners, towards effective decision making, improving aid coordination, encouraging donor harmonization, and reducing sector fragmentation. Furthermore, the Ministry of Finance will continue to work to provide reliable and high-quality aid information for effective aid mobilization in Nepal.

I am confident that this Report will be helpful to various important stakeholders, including policy makers, the private sector, the general public, academia, and development partners, to better understand the role of aid in the overall development of Nepal.

I would like to thank **Joint Secretary Mr. Madhu Kumar Marasini** for leading this challenging task and for producing a document of this good quality. I also appreciate all Under Secretaries, Section Officers, and all the staff of International Economic Cooperation Coordination Division (IECCD), who are constantly engaged in enhancing AMP by maintaining, updating and validating the aid data.

I would like to also express my thanks to the Project Team under "Developing Capacities for Effective Aid Coordination and Management Project" including **Senior Project Officer Mr. Tilakman Singh Bhandari**, **Computer Officer Mr. Thakur Prasad Gairhe**, **Computer Engineer Mr. Bishesh Kumar Pradhan**, and **Computer Expert Mr. Shyam Mani Ghimire**, for their hard work in the preparation of this Report.

Finally, I would like to extend my appreciation to all development partners and in particular to their respective AMP focal points, and INGOs for their support in reporting aid information into the AMP. I encourage them to provide even stronger support, with increasing emphasis on timeliness and quality of the information.


Suman Prasad Sharma
Finance Secretary



Government of Nepal MINISTRY OF FINANCE

SINGHADURBAR
KATHMANDU, NEPAL



Acknowledgements

Nepal has been managing aid information system through the Aid Management Platform (AMP), housed in the Ministry of Finance. We understand that maintaining a robust data is just the beginning, but bringing positive change in the people's lives through wiser use of aid resource is the end product. Data can lead to better policy decisions, and our goal is to provide good data to inform the important work of Government, development partners and other development stakeholders. The Government has launched its new Development Cooperation Policy in June, 2014 which offers evidence-based policies derived from AMP data. With this success, we will continue to collect aid data, translate it into meaningful policies and programs so that aid effectiveness can be ensured. We hope that dissemination of information will allow relevant stakeholders to make better resource allocation decisions and help attain development goals.

The present Report is principally based on aid information recorded in the Aid Management Platform (AMP) as reported by Development Partners and the Government. It attempts to provide a detailed analysis of aid mobilized in Nepal, presently, in one document. This year, I am delighted to inform that we have been able to capture the aid mobilized by INGOs as well, which makes the Report further rich.

We believe that this document, with its wealth of information about official development assistance, will be useful to all who are interested in the development process of Nepal. This Report will encourage Government agencies as well as development partners to spend aid money in areas where there is an urgent need. We further hope that the Report will help Development Partners to further minimise aid fragmentation and focus their concentration in the needy areas, by aligning with national priorities and programs.

I would like to thank all development partners as well as INGOs for their collaboration with AMP and look forward to working together to further improve data quality. I would also like to thank **Mr. Bhuban Karki, Under Secretary**, of IECCD for coordinating the overall implementation of AMP.

Mr. Tilakman Singh Bhandari deserves my special thanks for taking the responsibility of drafting the Report.

Finally, I would like to extend my thanks and appreciation to all my colleagues at IECCD for their hard work and constant endeavor to publish this Report in the present shape.

Madhu Kumar Marasini
Joint Secretary

Table of Contents

LIST OF ABBREVIATIONS	iii
KEY DEFINITIONS	v
EXECUTIVE SUMMARY	vii
1. BACKGROUND	1
1.1 Country Context	1
1.2 Nepal's target toward achieving LDC Graduation	1
1.3 Development Cooperation Policy 2014	2
1.4 Development Partners' Engagement	3
1.5 Aid Management and Aid Transparency in Nepal	4
1.6 Nepal's Efforts to roll out AMP to INGOs	5
1.7 Approaches and Methodology adopted in preparing the Report	5
2. OVERVIEW OF THE STRUCTURE OF DEVELOPMENT COOPERATION IN NEPAL	6
2.1 Volume of Foreign Aid Disbursements for FY 2013-14	6
2.2 Sector-Wise Allocation of Aid	8
2.3 Types of Aid Disbursement	9
2.4 Analysis of Geographic Distribution of Aid Disbursement	9
3. FOREIGN AID FLOWS AND AID EFFECTIVENESS	12
3.1 Aid Modalities	12
3.2 Aid on Budget and Aid on Treasury	13
3.3 Alignment with National Development Plan	14
3.4 Aid Fragmentation	14
4. SECTOR Profile for TOP 10 Recipients	26
4.1 Education	26

4.2 Local Development	28
4.3 Health	29
4.4 Energy	30
4.5 Road Transportation	31
4.6 Peace and Reconstruction	32
4.7 Economic Reform	33
4.8 Agriculture	34
4.9 Forest	35
4.10 Drinking Water	36
5. Trend of Annual Expenditure vs. Annual Budget	37
6. INGO Aid Disbursement in FY 2013-14	39
Annex 1: Donor-wise Disbursement for FY 2010-11 to 2013-14	1
Annex 2: Sector-wise Disbursement for FY 2010-11 to 2013-14	2
Annex 3: District-wise Disbursement for FY 2013-14 (Nationwide projects excluded)	4
Annex 4: UN Contribution (Core and Non-Core) in FY 2013-14	7
Annex 5: Donor-wise Disbursement by On-budget and Off-budget Mechanism for FY 2013-14	14
Annex 6: Project-wise Commitments and Disbursement for FY 2013-14	15
Annex 7: Disbursement from INGOs during FY 2013-14	43
Annex 8: Sector-wise Disbursement from INGOs during FY 2013-14	49
Annex 9: Disbursement by Districts from INGOs during FY 2013-14	50
Annex 10: I/NGOs Implemented Project through the Support of Resident DPs	53
Annex 11: Visualization of Assistance through Map	66

LIST OF ABBREVIATIONS

ADB	Asian Development Bank
AIN	Association of INGOs
AMP	Aid Management Platform
Ausaid	Australian Government Overseas Aid Program
BMIS	Budget Management Information System
CIDA	Canadian International Development Agency
CIF	Climate Investment Fund
DPs	Development Partners
DFID	Department for International Development
EDCF	Economic Development Cooperation Fund
EIB	European Investment Bank
EU	European Union
EVI	Economic Vulnerability Index
FAO	Food and Agriculture Organization
FMIS	Financial Management Information System
FY	Fiscal Year
GDP	Gross Domestic Product
GAVI	Global Alliance for Vaccines and Immunisation
GDC	German Development Cooperation
GEF	Global Environment Facility
GFATM	Global Fund to fight AIDS, Tuberculosis and Malaria
GIZ	Deutsche Gesellschaft für Internationale Zusammenarbeit
GNI	Gross National Income
HAI	Human Assets Index
IDA	International Development Association
IECCD	International Economic Cooperation Coordination Division
IFAD	International Fund for Agriculture Development
ILO	International Labour Organization
JFPR	Japan Fund for Poverty Reduction
JICA	Japan International Cooperation Agency
KFAED	Kuwait fund for Arab Economic development
KfW	Kreditanstalt für Wiederaufbau
KOICA	Korea International Cooperation Agency
LDC	Least Developed Country
MDG	Millennium Development Goals

MOF	Ministry of Finance
NDF	Nordic Development Fund
NLSS	Nepal Living Standards Survey
NPPR	Nepal Portfolio Performance Review
ODA	Official Development Assistance
OECD-DAC	Organisation for Economic Cooperation and Development - Development Assistance Committee
OFID	OPEC Fund for International Development
OPEC	Organization of Petroleum Exporting Countries
PFM	Public Financial Management
SWAP	Sector Wide Approach
SDC	Swiss Agency for Development and Cooperation
SDF	Saudi Development Fund
SNV	StichtingNederlandseVrijwilligers
TA	Technical Assistance
UN	United Nations
UNCDF	United Nations Capital Development Fund
UNCDP	United Nations Committee for Development Policy
UNDP	United Nations Development Programme
UNDAF	United Nations Development Assistance Framework
UNFPA	United Nations Population Fund
UNESCO	United Nations Educational, Scientific and Cultural Organization
UNEP	United Nations Environment Programme
UNHCR	United Nations Office of the High Commissioner for Refugees
UNHABITAT	United Nations Human Settlements Programme
UNICEF	United Nations Children Fund
UNISDR	United Nations International Strategy for Disaster Reduction
UNODC	United Nations Office on Drugs and Crime
UNOHCHR	United Nation Office of High Commissioner for Human Rights
UNPF	United Nations Peace Fund
UNWOMEN	United Nations Development Fund for Women
USAID	U.S. Agency for International Development
VDC	Village Development Committee
WB	World Bank
WFP	World Food Programme
WHO	World Health Organization

KEY DEFINITION

Budget

- **On-Budget:** Amounts which are reflected in the Government's annual budget book (Red Book)
- **Off-Budget:** Amounts which are not reflected in the Government's Red Book
- **Off Treasury:** Amounts not channeled through the Government treasury system
- **On Treasury:** Amounts channeled through the Government treasury system

Modality of Assistance

- **Program Support:** Programme-based approaches share the following features: (i) Leadership by the host country or organization; (ii) A single comprehensive programme and budget framework; (iii) A formalized process for donor co-ordination and harmonization of donor procedures for reporting, budgeting, financial management and procurement; (iv) Efforts to increase the use of local systems for programme design and implementation, financial management, monitoring and evaluation.
- **Project Support:** Development projects which operate on a stand-alone basis, or which are coordinated to a certain extent but do not meet the criteria for a program-based approach or SWAp.
- **SWAp:** Specific type of program based approach covering a whole sector (e.g. Education, Health). This refers to the common approach of implementing a programme led by the government under the support of various development partners within a common and joint funding arrangement.
- **Humanitarian Assistance:** Designed to save lives, alleviate suffering and maintain and protect human dignity during and in the aftermath of emergencies (e.g. Food Assistance to Refugees).
- **Budget Support:** The fund that is directly transferred to the Government's treasury through development partners to be disbursed according to the Government's priority and programmes.

Type of Aid/Funding

- **Grant:** A grant is the provision of funds by a donor that does not oblige the recipient countries to repay the amount. Transfers made in cash, goods or services for which no repayment is required.
- **Loan:** Transfers for which repayment is required. Loan must be repaid according to conditions established at the time of the loan agreement or as subsequently agreed upon. To qualify as ODA, loans must: (a) be undertaken by the official sector; (b) have the promotion of economic development and welfare as the

main objective; (c) have concessional financial terms [having a Grant Element of at least 25 percent].

- **Technical Assistance:** Refers to assistance provided by development partners for the purpose of capacity development of individuals, organizations, and institutions including consultancy services and the cost of associated equipment.

Mode of Payment

- **Cash:** Money given in the form of cash.
- **Commodity:** In-kind grant given in the form of a physical item (e.g. food aid).
- **Reimbursable:** Money spent against the project by the government which will be reimbursed by the donor.
- **Direct Payment:** Payment from the donor, given directly to the providers of services/goods.

Disbursements

Disbursements represent the international transfer of financial resources to the recipient country which could be actual or planned.

- **Actual Disbursements:** Funding which has been transferred by the donor to the government's treasury. For donor-implemented projects, this would be payments made to the executing/implementing agency. This information is provided by development partners trimesterly through AMP.
- **Planned Disbursements:** Disbursements to be made during the life of the project. A 3 year forward schedule should be entered on signature of the agreement, and then updated annually 3 months before the budget is released.

Donor's Type: The origin of development assistance funds; could be multilateral or bilateral.

- **Multilateral:** Institution or agency with multiple participating nations or parties providing development assistance (e.g. World Bank, Asian Development Bank etc.)
- **Bilateral:** Member states of the United Nations that provide development assistance directly to the recipient country (e.g. India, China, UK, USAID etc.). It may also refer to country to country development assistance.

Commitment: A commitment is a firm obligation expressed in an agreement to provide assistance of a specified amount for specific purposes under agreed financial terms and conditions for the benefit of the recipient country.

EXECUTIVE SUMMARY

1. **Overall aid disbursement has been encouraging in FY 2013-14.** The volume of aid disbursement in FY 2013-14 reached a total of US\$ 1.112 billion, including INGOs share of US\$ 76.08 million. The disbursement made from ODA remained US\$1.036 billion in this period which is higher than the previous fiscal year (US\$ 0.96 billion in FY 2012-13). Of the total disbursement of ODA, 51.6 percent was provided by multilateral donors, while 39.8 percent came from OECD-DAC bilateral donors. The remaining 8.6 percent was provided by bilateral South-South cooperation partners¹, India and China.
2. **The World Bank Group remained the top aid provider (based on disbursement) among multilateral donors in FY 2013-14.** The top five multilateral development partners in FY 2013-14 have been the World Bank Group (US\$ 276.77 million), Asian Development Bank (US\$ 155.55 million), the European Union (US\$ 51.61 million), the United Nations Country Team (US\$ 26.68 million), and the Global Fund to Fight AIDS, Tuberculosis and Malaria (GFATM) (US\$ 11.28 million). **The top 5 multilateral development partners contributed approximately 50 percent of the total disbursements.**
3. **The United Kingdom remained the top aid provider (based on disbursement) among bilateral donors in FY 2013-14.** The top five bilateral donors for FY 2013-14 were the United Kingdom (US\$ 151.13 million), India (US\$ 47.79 million), USAID (US\$ 45.36 million), China (US\$ 41.38 million) and Japan (US\$ 40.59). India and China also provide technical assistance to the Government of Nepal through scholarship, trainings and study tour conducted in their countries, which is not fully reflected in the total volume of assistance. India and China being the important aid provider to Nepal, the assistance received has not been well reported as in the previous year. **The top 5 bilateral development partners contributed approximately 31 percent of the total disbursements.**
4. **Education sector continues to be the largest aid receiver as in the previous year.** The education sector remains the top sector receiving foreign aid followed by local development, health and energy. In FY 2013-14, the education sector received US\$175.05 million (16.89%), local development US\$152.34 million (14.70%), health US\$ 115.72 million (11.16%), energy (including hydro/electricity), US\$ 58.22 million (5.62%) and road transportation US\$51.57 million (4.98%). **The top 5 sectors received about 56 percent of the total disbursements in this period.**
5. **Grant continues to dominate the total disbursement in FY 2013-14 as well.** Out of the total amount disbursed in FY 2013-14, the share of grant is US\$ 688.5 million (66%), loan is US\$ 185.7 million (18%) and technical assistance is equivalent to US\$ 162.3 million (16%).

¹ Disbursements on some of the turn-key projects implemented by Southern Partners may be under-reported

6. **District level activities accounted for 61 percent of the total disbursement.** Of the total amount disbursed for FY 2013-14, 39 percent is related to national level projects and 61 percent for the activities are associated with specific districts or regions.
7. **Central Development Region continues to receive the largest amount of disbursement.** Central Development Region had the highest disbursement amount of US\$174.06 million followed by the Mid-Western Development Region with US\$132.64 million, the Western Development Region with US\$123.18 million, the Eastern Development Region with US\$115.54 million, and the Far-Western Development Region with US\$ 86.17 million. This excludes the amount attributed to nationwide projects.
8. **Stand-alone project continues to dominate total disbursement.** According to the modality of assistance based on aid disbursement, it is seen that US\$618.3 million (60%) was delivered through project support, US\$201.4 million (19%) through sector wide approach, US\$137.5 million (13%) through program support, US\$50.43 million (5%) through budget support, US\$5.3 million (1%) through humanitarian assistance, and US\$23.5 million (2%) through others.
9. **Improvement noticed in channeling of aid through on-budget mechanism in FY 2013-14.** Of the total aid disbursed, 71 percent was delivered through on-budget and 29 percent through off-budget mechanism. There has been slight improvement in channeling aid through the Government budgetary system compared to last fiscal year which was 64 percent and 36 percent, respectively.
10. **Aid is still higher in social development area as in the previous fiscal year.** Looking at the alignment of aid resources on the Three Year Plan of the Government, almost 39 percent of disbursements have been made in the Social Development Policy area, 26 percent on Infrastructure Development Policy, and 25 percent on Macro-economic Policy and Economic Development Policy. The remaining 10 percent constitutes Good Governance and Human Rights, Peace, Rehabilitation, Inclusive Development and other Crosscutting sectors.
11. **Aid is distributed across 443 projects with a portfolio of US\$ 1.036 billion.** There are very large number of projects scattered across the country consisting of 264 grant projects, 156 TA projects and 41 loan projects. Since a project may constitute both the grant and loan, the number of projects may overlap.
12. **Donor engagement continued in several line ministries.** Each donor on average is found to have been engaged in 9 different counterpart ministries/agencies in FY 2013-14 as in the previous fiscal year. Except few development partners, many are associated with more than 10 counterpart ministry/agencies. The EU has the largest number of projects (75) engaged with 21 counterpart ministries/agencies, followed by UN Country Team with 74 projects engaged with 23 ministries/agencies; ADB with 69 projects with 17 ministries/agencies; the World Bank Group and Norway with 40 and 33 projects each engaged with 16 and 15 ministries/agencies, respectively.
13. **Aid portfolios in Nepal are relatively fragmented.** It is also found that donors are engaged in many sectors with scattered fund resulting into fragmentation of donor portfolio. Many sectors are comprised of less than 5 percent of the total disbursement of each donor's portfolio.
14. **School Sector Reform Program is the largest ongoing program in Nepal with respect to total commitment.** Five largest ongoing projects with the highest amount of commitment are School Sector Reform Program (SSRP) (US\$ 847.87 million), Tanahu Hydropower Project (US\$ 404.00 million), Poverty Alleviation

Fund II (US\$ 332.42 million), Nepal Health Sector Programme NHSP II (US\$ 281.27 million) and Local Governance and Community Development Programme, Phase II (LGCDP II) (US\$ 252.71 million).

15. **The World Bank Group, Asian Development Bank, UK, Denmark and the UN Country Team have been the major donors in leading some specific sectors.** Donor engagement in various sectors indicates that the World Bank Group has been the lead donor in education, energy, economic reform and agriculture sector whereas the Asian Development Bank has been the largest donor for road and drinking water. The United Nations Country Team has been the lead partner for other social sector areas. Similarly, UK is leading in the forest and local development sectors and Denmark in the peace and reconstruction.
16. **INGO contribution increased from last fiscal year.** The volume of aid disbursement as reported from INGOs core funding has increased from US\$ 40.8 million in FY 2012-13 to US\$ 76.08 million in FY 2013-14. In the previous fiscal year, all INGOs were not captured in the AMP and only 22 projects funded through INGOs were reported; this number has increased to 110 in FY 2013-14. With respect to INGOs funding, they are engaged in almost all districts of the country focusing largely on social sector.





1 | BACKGROUND

1.1 Country Context

Nepal is a landlocked country situated between two of the world's fastest growing economies, India and China, with a population of about 30 million and a per capita GDP of US \$ 703 per annum . The annual average rate of population growth is 1.35 percent. Nepal does have unique challenges and opportunities for development. The contribution of agriculture to GDP is 33.7 percent; industry 14 percent and service sector 52.2 percent². Nepal has been receiving external resources for over six decades and aid continues to play an important role in her socio-economic development. External aid represents about 20 percent of the national budget in the FY 2014-15, but most of the development expenditure is financed by this resource. The estimated GDP for FY 2013-14 was US\$19.28 billion whereas the total government expenditure was estimated to be about US\$4.38 billion which is about 23 percent of GDP. The internal revenue collection was estimated to be US\$ 3.5 billion which is about 18.36 percent of GDP. Foreign aid was estimated to account for about 6 percent of GDP in FY 2013-14³. Similarly, total receipts from remittances exceeded about US\$ 5.4 billion which is about 28 percent of GDP in 2013-14.

The percentage of people living below the poverty line fell from about 42 percent of the population in FY 2003-2004 to 23.8 percent in FY 2010-2011, within a span of just seven years⁴ . In the meantime, Nepal has been able to make notable socio-economic progress over the years, particularly in the area of poverty reduction, and meeting the majority of the MDGs. In addition, the Government has been making significant efforts to improve gender equality and inclusive development, among others.

1.2 Nepal's target toward achieving LDC Graduation⁵

Nepal still falls in the LDC category. Despite the continuous efforts of over 60 years of socio-economic development, Nepal is longing for graduating from LDC status by 2022. The current Three Year Interim Plan (2014-2016) also envisions the graduation.

Looking the history of economic planning, the objectives of the First to the Seventh Plan (1956-90) largely focused on increasing production and employment; fulfilling basic needs and raising the living standards of people; improving development administration; enhancing public and private sectors' contribution to economic development; accelerating economic growth and achieving economic stability; ensuring social justice, decentralizing development efforts, achieving regional balance, ensuring effective use of human resources; and managing population growth.

² Economic Survey 2013-14, Ministry of Finance, Government of Nepal

³ Budget Speech, Economic Survey 2013-14, Ministry of Finance, Nepal

⁴ Thirteenth Plan (2070/71-2072/73), National Planning Commission

⁵ Derived from NPC's Approach Paper "Graduation to LDC by 2022"

Similarly, the objectives outlined subsequently in the periodic plans from the Eighth (1992-97) to the Tenth (2002–07) focused on poverty alleviation and raising the living standards of the people along with sustainable development and social justice. In achieving these objectives, high, sustainable and broad-based economic growth, social sector and rural infrastructure development, targeted programs, and good governance were pursued as strategic policy interventions.

The Three Year Interim Plan (Eleventh Plan) (2007-10) and the subsequent Three Year Plan (Twelfth Plan) (2010-13) committed to bringing about a positive change in the living standards of the general people by reducing economic and human poverty in an effort to create a “Prosperous, Peaceful and Just Nepal”. The Twelfth Plan also targeted at Nepal’s graduation from an LDC to a developing country by 2030. These plans have been major instruments for mainstreaming the concept of inclusive development.

As a signatory to the Declaration of Istanbul Program of Action (IPoA), Nepal revised the earlier target in May 2013 and committed the graduation from LDC category by 2022, in an effort to translate sooner the goal set by IPoA into a reality. The current Approach Paper to the Thirteenth Plan (2013-16) also popularly known as “Three Year Plan” vows to make a journey to graduate Nepal from LDC status by 2022.

It is evident that the Government of Nepal has been effortful to improve the socio-economic situation of the country since it began planned economic development process in 1955-56. During the entire period, emphasis has been laid on production, employment generation, and poverty reduction, balanced and inclusive development, among others. Despite long political transition, low investment in GNI determinant sector and subsectors, lack of infrastructure facilities and high cost of construction and maintenance coupled with weak governance, Nepal is improving its socio-economic condition gradually.

Given the opportunity of utilizing natural, financial and human resources including technology, and prospects of enhancing development results mainly through structural and policy reforms, good governance, restoration of peace and security, and political stability; the Government is committed to graduate from the status of LDC by the year 2022. The gap analysis reveals that Nepal has already met EVI and is on the way to meeting HAI criteria.

Nonetheless, opportunities exist to push forward development activities in order to maintain and promote these criteria, while the UNCDP reviews the status of LDC in the year 2015 and 2018. Nepal is expected to meet the GNI criteria only in the UNCDP review of 2021. For the purpose of sustaining and meeting these criteria of the EVI, HAI and GNI, strategic policy and program interventions will be designed, adopted, executed and monitoring and supervision made on a priority basis. External support will also be solicited from the present and potential development partners in the development process.

1.3 Development Cooperation Policy 2014

The first Foreign Aid Policy of Nepal was formulated in 2002 with a view to responding to policy gap in area of aid management. With fast changing aid dynamics, the previous policy needed to be updated in line with contemporary principles and the best practices widely adopted in global aid architecture. With a view to responding to the demand of the time shaped by global commitments towards aid and development effectiveness and by Nepal’s goal of graduating from the status of ‘LDC’ by 2022, the Government of Nepal launched its new Development Cooperation Policy, 2014 which came into effect on 26 June 2014.

The analysis of AMP data showed that Nepal was over crowded with small projects scattered among various implementing agencies. It was found that there were more than 500 projects averaging US\$ 2 million per project

and development partners engaged with up to 9 line ministries in average. As a testimony of the effectiveness of the intervention, the analytical information generated through the Aid Management Platform (AMP) has come handy in producing an evidence-based Development Cooperation Policy. The policies influenced through AMP data include the threshold of aid amount, division of labour among development partners and preference of aid modality, among others.

The new Policy thus is an evidence-based Policy backed by the information generated by the AMP data. Above all, the ultimate goal of this Policy is to build a self-reliant economy and transform Nepal into a prosperous democratic country through effective mobilization of development cooperation. Several policy departures have been made from that of previous Policy. Firstly, the policy emphasizes the use of country system, mobilizing aid in priority areas of the Government in selective manner. Secondly, the Government introduced thresholds for development cooperation aiming at reduced aid fragmentation and focused aid operations. The threshold allowed is US\$ 5 million for Grant, US\$ 10 million for Concessional Loan, and US\$ 20 million for hard term Loan.

The new Policy has clearly spelled out its priority sectors for utilizing grant, and loans. Grant assistance will be used for rural infrastructure development and social development sectors. Concessional loans will be utilized for physical infrastructures, agriculture and tourism. Other types of hard loans will be used for highways, strategic road network, bridges, railways, airports, dry ports and large scale bridges. The new Policy has tried to ensure transparency and accountability through making mandatory provision for all kinds of aid, both on-budget and off-budget including technical assistance and those channeled through NGO/INGOs to report to Aid Management Platform.

The new policy has given due importance to internalizing global commitments reflected in the Busan Outcome Documents, such as- South-South Cooperation, support to Private Sector, Aid for Trade and development partners' division of works guided by comparative advantages. This will encourage the partnership between state and non-state actors, besides development partners, for development results. The new Policy has made clear provision of tax exemption and visa facilities. Aid money will not be used for purpose of tax payment. The Government will manage needful funds for agreement-based exemptions. In the cases where it is not possible, the Government will exempt from taxes as per prevailing laws. The Policy has drawn clear demarcation lines between direct and indirect tax provisions and between official and non-tourist visa. The provision of periodic evaluation of the implementation of the policy is expected to make this Policy a dynamic document that can live up with the demand of time and the changed context.

1.4 Development Partners' Engagement

In Nepal, development cooperation is provided by a diverse group of development partners, including OECD-DAC donors, International Financial Institutions (IFIs), United Nations agencies, global vertical funds and providers of South-South cooperation. Currently, Nepal receives official development assistance from over 41 donors. There are 34 resident development partners and 7 non-resident development partners extending assistance to Nepal. They are as follows:

Multilateral:

Asian Development Bank, European Union, GAVI, GFATM, European Investment Bank, GEF, The World Bank, FAO, IFAD, ILO, IMF, OFID, UNCDF, UNDP, UNESCO, UNFPA, UN Habitat, UNHCR, UNOHCHR, UNICEF, UNIDO, UNWOMEN, WFP, WHO, SAARC Development Fund, UNEP, and UNPF.

Bilateral:

Australia, China, Denmark, Finland, Germany, India, Japan, Netherlands, Norway, Korea, Kuwait Fund, Saudi Fund, Switzerland, UK, USA.

GAVI, GFATM, GEF, Kuwait Fund, OFID, Saudi Fund and European Investment Bank are the non-resident partners providing assistance to Nepal. European Investment Bank had made commitment for Tanahu Hydropower for the first time in FY 2012-13. EIB is also emerging as a new multilateral donor for assisting in infrastructure development area.

1.5 Aid Management and Aid Transparency in Nepal

Development Partners have been providing Official Development Assistance every year. However, aid effectiveness has been an issue for both Nepal and development partners. Without solid information on individual development aid activities, the questions about aid effectiveness would remain unanswered. A key strand for aid effectiveness debate is the need for development partners and the government to accountability, in addition to the need to work together to resolve issues related to aid management.

Government of Nepal has set up Aid Management Platform (AMP), an online web-based information system in the Ministry of Finance in 2010 to ensure aid transparency. This initiative was undertaken with the support from UNDP, DFID and Denmark. AMP is a software tool that captures and stores aid information at the program/project/activity level. Through a combination of process analysis, training, and technical assistance, Nepal is engaged not only in managing aid data through AMP but also making efforts to use those data for policy decisions.

Access of aid information through the Public Portal is one of the efforts which underscore the Government's commitment towards aid transparency and accessibility. For this, AMP portal has been made public by Government in July, 2013. AMP in Nepal is currently available online to all interested scholars, academicians, researchers, journalists including development partners and all government ministries/agencies. AMP has not only increased transparency of how and where the aid money is being spent, but also helped enhance the mutual accountability of both the Government and the development partners. Also it is rolled out to 131 INGOs as a pilot and will be rolled out to all INGOs operating in Nepal in future. The AMP public portal is accessible at www.mof.gov.np, <http://amis.mof.gov.np> and www.mof.gov.np/ieccd.

Ministry of Finance is mandated for the overall coordination and management of development cooperation including its allocation in line with national priorities. In the Ministry, the International Economic Cooperation Coordination Division (IECCD), of the Ministry is empowered, among other responsibilities, to oversee the area of aid coordination in Nepal. The IECCD headed by a Joint Secretary serves as the focal point for all aid reporting and coordination for the Government of Nepal.

Similarly, AMP in Nepal has become a model for other developing countries who have been implementing this tool. Nepal's extensive use of AMP data through various publications and also its application in influencing the aid policy has been admired by AMP implementing countries. The year 2014 has been very notable for Nepal to make AMP implementing countries familiar about the use of AMP data for policy making. In this process, Nepal co-hosted the 7th Annual AMP Best Practice Experience Sharing Workshop in Kathmandu on 10-12 December, 2014. The workshop was attended by more than 30 participants from 11 countries (Nepal, Uganda, Nigeria, Timor-Leste, Kosovo, Tanzania, Malawi, Chad, Cote d'Ivoire, Benin and Niger). The ultimate objective of the workshop was to facilitate AMP implementing country representatives learn the best practice and experience from each other.

1.6 Nepal's Efforts to roll out AMP to INGOs

The role of INGOs and NGOs is well recognised in Nepal. However, the flow of core fund received by these INGOs from outside Nepal has not yet fully transparent. It has been difficult to show how much of such aid has been mobilized by whom, when, where and how. The Ministry of Finance has been effortful to capture INGOs aid flow through facilitating to report in the AMP. The number of INGOs working in Nepal is around 200 and about 131 INGOs registered under the AIN, were trained and provided access to AMP, so far. This is expected to cover more than 80 percent of the volume of INGOs aid flow in the country. In this process, IECCD/MoF provides series of trainings/orientation about AMP data entry to the INGOs focal persons each year. As the INGOs have started reporting their core funding to the AMP system, MoF is able to highlight an analytical view of INGOs contribution in the overall development of the country through the publication of DCR⁶.

1.7 Approaches and Methodology adopted in preparing the Report

Aid Management Platform (AMP) contains aid information both on-budget and off-budget being reported online by IECCD and development partners. With a comprehensive data management plan and user manual in place, project information related to on-budget activities are reported by IECCD whereas off-budget projects are reported by development partners. Disbursement information for both the on-budget and off-budget assistance is reported by only development partners. To facilitate reporting aid data to AMP, development partners have assigned AMP focal points whereas IECCD/MoF has also its own dedicated AMP focal persons including core staffs supporting AMP. Aid information reflected in this Report is generated from the Aid Management Platform (AMP) of the Ministry of Finance.

The Report covers aid disbursement as per the Nepali fiscal year falling within 16 July 2013 to 15 July 2014. IECCD is fully aware of maintaining data quality of international standard. However, realizing the possible variation in aid data even after the drafting of the Report, we took the dataset generated from the AMP on 25 February 2015 as the reference date for our analytical purpose. As the disbursement available is based on DPs reporting in AMP, IECCD has made every reasonable effort to verify, validate and reflect the information provided.



2

OVERVIEW OF THE STRUCTURE OF DEVELOPMENT COOPERATION IN NEPAL

2.1 Volume of Foreign Aid Disbursements for FY 2013-14

The volume of foreign aid disbursement⁶ in FY 2013-14 reached a total of US\$ 1.112 billion including INGO contribution of US\$ 76.08 million. The disbursement made from ODA remained US\$1.036 billion in this period which is higher than in the previous fiscal year (US\$ 0.96 billion in FY 2012-13). Of the total disbursement of ODA, 51.6 percent was provided by multilateral donors, while 39.8 percent came from OECD-DAC bilateral donors. The remaining 8.6 percent was provided by bilateral South-South cooperation partners⁷ (India and China). There has been a noticeable rise in the volume of disbursement from the World Bank and the Asian Development Bank in FY 2013-14. The disbursement was made through 443 projects implemented in the country and the highest amount of disbursement (US\$ 118.06 million) was made for the School Sector Reform Program (SSRP) in FY 2013-14. INGO contribution is separately reflected in Section 6.

Table 1: Top 5 Multilateral Donors According to Disbursement

Multilateral Donors	Disbursement (in US\$)
World Bank Group	276,770,043
Asian Development Bank	155,553,208
European Union	51,618,780
UN Country Team	26,684,005
GFATM	11,287,214

From the perspective of disbursement, the top five multilateral development partners in FY 2013-14 have been the World Bank Group (US\$ 276.77 million), Asian Development Bank (US\$ 155.55 million), the European Union (US\$ 51.61 million), the United Nations Country Team⁸ (US\$ 26.68 million), and the Global Fund to Fight AIDS, Tuberculosis and Malaria (GFATM) (US\$ 11.28million). The top 5 multilateral development partners contributed approximately 50 percent of the total disbursements.

⁶ Details in Annex 1

⁷ Disbursements on some of the turn-key projects implemented by Southern Partners may be under-reported

⁸ UN Country team refers to all UN agencies. To avoid double counting, UN figures as mentioned here, only takes into account core funding and resources mobilized outside Nepal (through UN agency headquarter). Resources provided to the UN by donor agencies in Nepal are reflected under the concerned donor. Total UN delivery (core and non-core) for 2013-14 is US\$ 45.128 million (est.) as reflected in Annex 4.

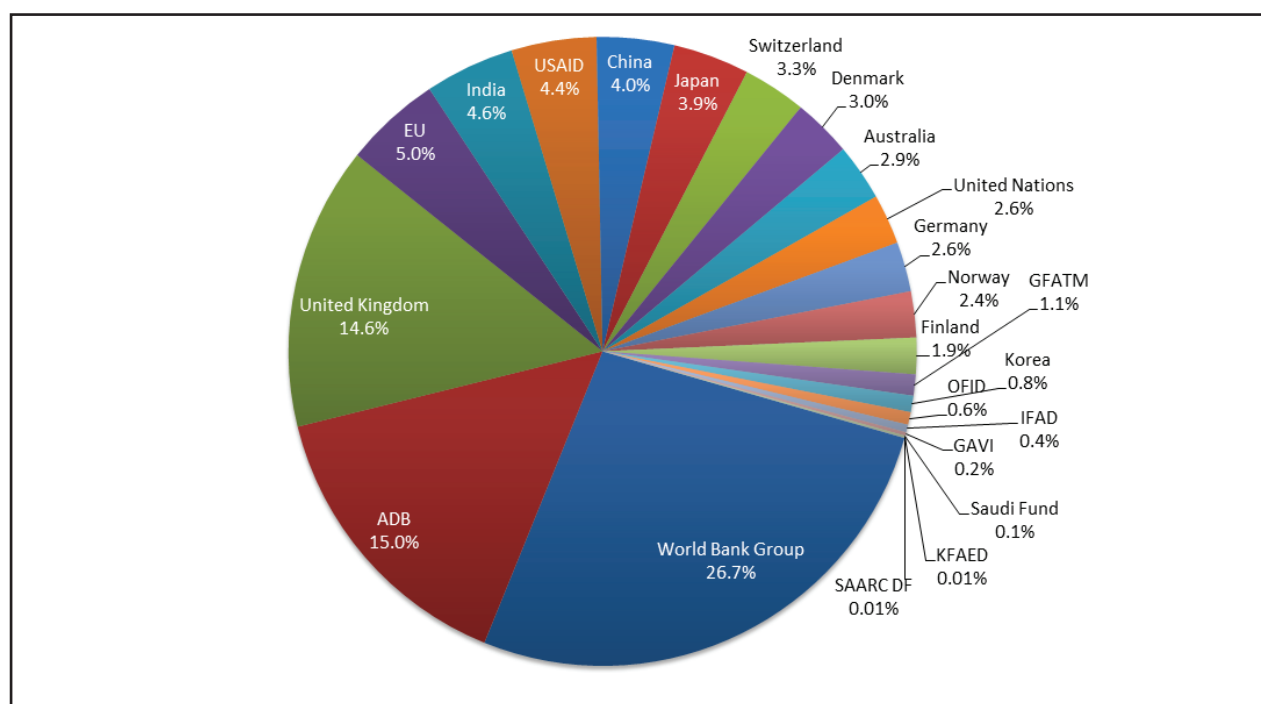
Table 2: Top 5 Bilateral Donors According to Disbursement

Bilateral Donors	Disbursement (in US\$)
United Kingdom	151,135,383
India	47,796,349
USAID	45,360,254
China	41,381,522
Japan	40,592,722

Likewise, the top five bilateral donors for the same fiscal year were the United Kingdom (US\$ 151.13 million), India (US\$ 47.79 million), USAID (US\$ 45.36 million), China (US\$ 41.38 million) and Japan (US\$ 40.59). India, China and Korea also provide technical assistance to the Government of Nepal through scholarship, trainings and study tour conducted in their countries, which is not fully reflected in the total volume of assistance. India and China being an important aid provider to Nepal, the assistance received has not been well reported as in the previous years. The top 5 bilateral development partners contributed approximately 31 percent of the total disbursements.

Foreign aid disbursement by donor is shown below:

Chart 1: Sources of Foreign Aid Disbursements*



(*Based in AMP data submitted by DPs)

As seen in chart 1 above, the World Bank Group and ADB have made the largest disbursement in FY 2013-14, with 26.7 percent and 15 percent of the total disbursement, respectively. Similarly, compared to previous fiscal year, the disbursement from the World Bank Group, Asian Development Bank, UK and China has increased in FY 2013-14. On the other hand, the disbursement from UN Country Team, GFATM, USAID, India and Japan has declined in the same fiscal year. Visualization of few major donors through map is also available in Annex 11.

2.2 Sector-Wise Allocation of Aid⁹

The education sector remains the top sector receiving foreign aid followed by local development, health and energy. The education sector received US\$175.05 million (16.89%), local development US\$152.34 million (14.70%), health US\$ 115.72 million (11.16%), energy (including hydro/electricity), US\$ 58.224 million (5.62%) and road transportation US\$51.57 million (4.98%) in 2013-14. Similarly, other sectors which received foreign aid were peace and reconstruction US\$46.87 million (4.52%), economic reform US\$46.74million (4.51%), agriculture US\$44.23million (4.27%), forest US\$ 42.83 million (4.13 %) and drinking water US\$ 38.84 million (3.75 %).

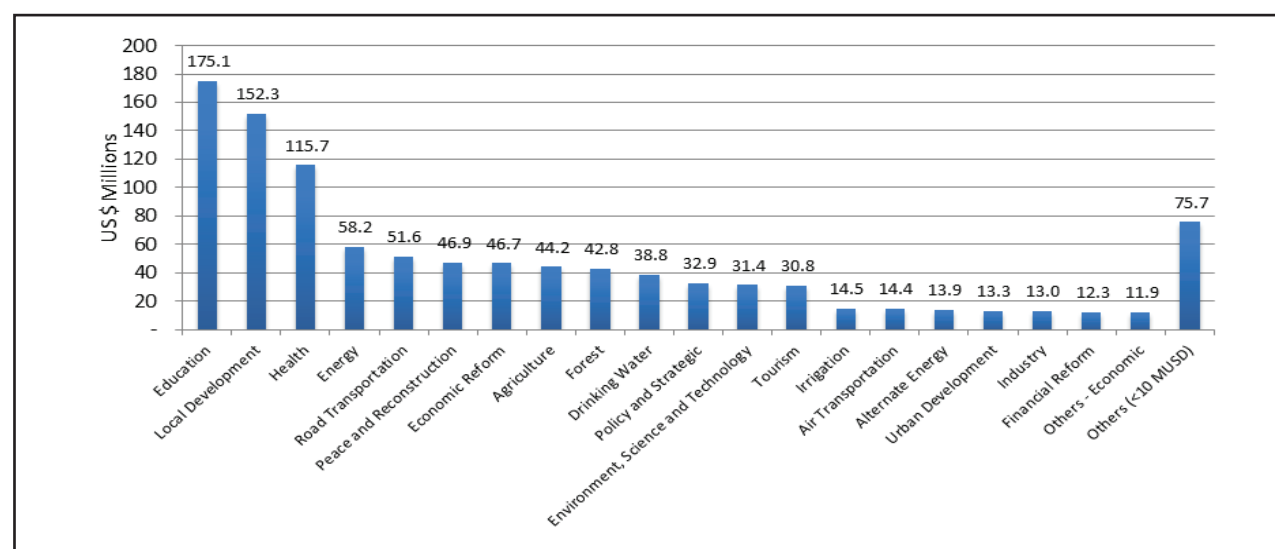
Table 3: Top 5 Sectors According to Disbursements (FY 2013-14)

Sector	Disbursement (in US\$)
Education	175,053,028
Local Development	152,337,703
Health	115,723,521
Energy	58,224,336
Road Transportation	51,574,246

As in the previous year, the social sector dominates the economic and infrastructure sectors in receiving aid in Nepal. Compared to FY 2012-13, it is found that there has been a sharp decline in disbursement in energy and road transportation sector in FY 2013-14. Low disbursement in energy and road transportation sector is also causing less capital expenditure mainly due to issues such as procurement, land acquisition, negligence of contractors, and obstructions created by local beneficiaries., among others. Decline in disbursement is also noticed in health and drinking water. Similarly, there has been a visible increase of disbursement in education, forest, environment, local development, irrigation, policy and strategy, and tourism sector in FY 2013-14 compared to previous year. Top 5 sectors are also visualized through map in Annex 11.

Sector-wise allocation of foreign aid in FY2013-14 is shown below:

Chart 2: Sector Distribution of Aid Disbursement



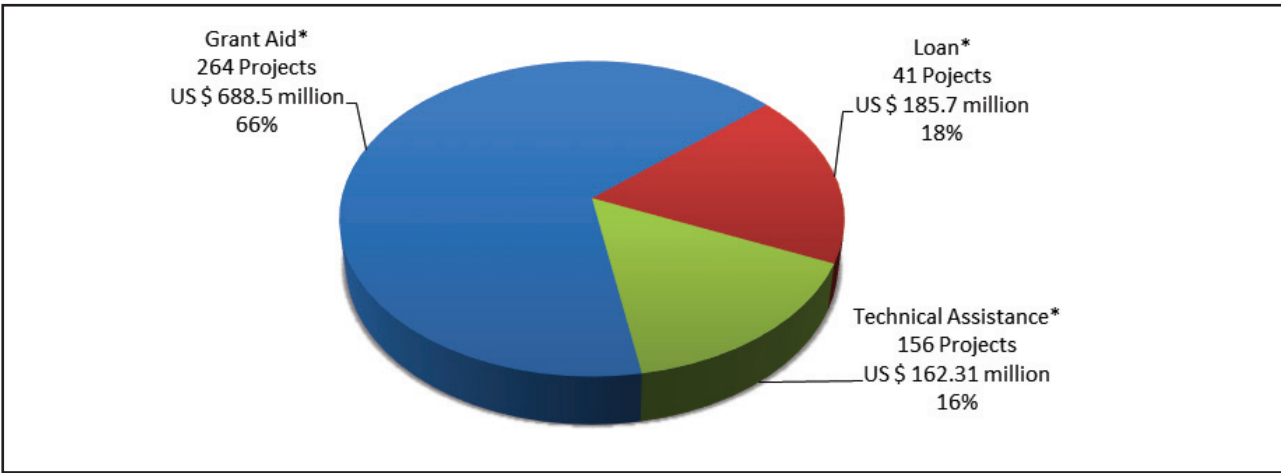
⁹ Details on Annex 2

2.3 Types of Aid Disbursement

Out of the total amount disbursed in FY 2013-14, the shares of loan, grant and technical assistance have been US\$ 688.5 million (66%), US\$ 185.7 million (18%) and US\$ 162.31 million (16%) respectively. Disbursement of grant and loan assistance have been increased but the disbursement for technical assistance has declined as compared to the previous fiscal year.

Types of aid disbursement during FY2013-14 are as shown below:

Chart 3: Types of Foreign Aid Disbursements



*One project can include several types of aid

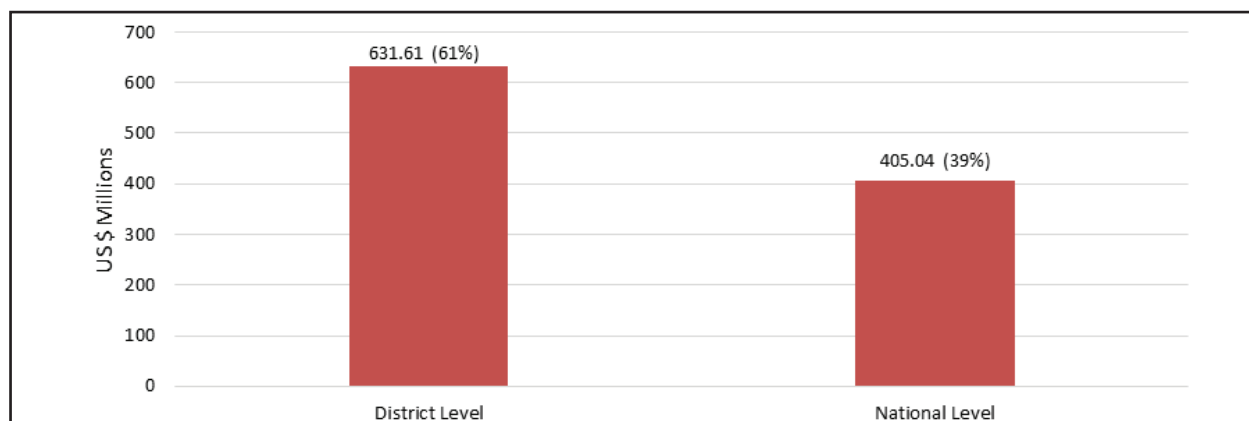
An analysis shows that the annual delivery of aid disbursement per technical assistance project is US\$ 1.04 million. Grant projects and programs (excluding TA) delivered an average of US\$ 2.60 million per project, and an average of US\$ 4.53 million per project for loans.

2.4 Analysis of Geographic Distribution of Aid Disbursement

For the analysis purpose, national level projects are the projects of multi district with national benefit, including those addressing policy or capacity issues at the central level (e.g. capacity development of a ministry) or are those which cannot be assigned to any specific districts only. Those projects, irrespective of location, are also included under national level category, which have beneficiaries beyond the specific project district. For instance, hydroelectricity projects are located in one specific district but the beneficiaries are not limited to the project district only.

Although the disbursement amount reflected in the districts may not show the total picture of the geographical distribution of aid, attempts have been made to reflect the district level aid distribution as much as possible. In order to reflect disaggregate information of aid disbursement down to the districts, projects have thus been categorized as national level and district level as far as possible. It should be kept in mind that this type of information was not available before 2010, and this has been possible due to geocoding process introduced in AMP and completed in 2013.

Chart 4: Scenario of National Level and District Level Projects



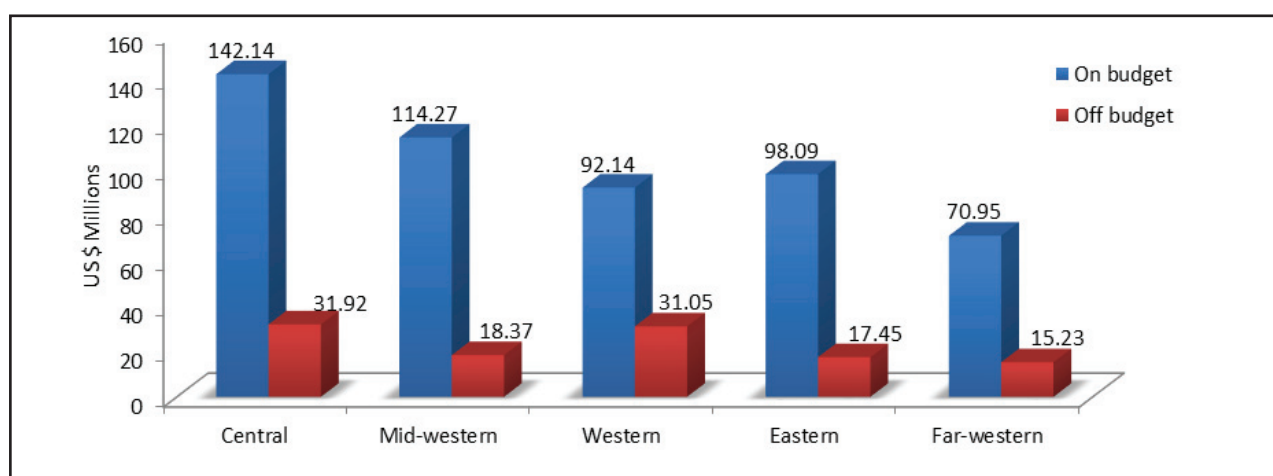
Of the total amount disbursed for FY 2013-14, 39 percent is related to national level projects and 61 percent for the activities that are associated with specific district or region. In this perspective, aid disbursed in the district does not reflect the total aid mobilized in the country as a whole. It excludes the national level contribution because only such disbursements which could be attributed to districts have been taken into account.

Estimated disbursement per target development region, excluding national level projects, is given below:

Table 4: Disbursements per Development Region (nationwide projects excluded)

Region	Estimated Disbursement ¹⁰ FY 2013–2014 US\$	Population	Per Capita Disbursement ¹¹	Poverty Headcount Ratio ¹²
Central Development Region	174,060,609	9,656,985	18	21.96
Mid-Western Development Region	132,641,542	3,546,682	37	31.68
Western Development Region	123,185,646	4,926,765	25	22.25
Eastern Development Region	115,543,152	5,811,555	20	21.44
Far-Western Development Region	86,175,235	2,552,517	34	45.61

Chart 5: Total Disbursement in Development Regions



¹⁰ These figures correspond to estimated disbursements (estimated percentage) of projects going to a specific region or district as reported by development partners in AMP and not actual disbursements

¹¹ Disbursements/population as per NLSS, 2010-11, CBS

¹² NLSS, 2010-11, CBS

This graph shows that the Central Development Region had the highest disbursement amount of US\$174.06 million followed by the Mid-Western Development Region with US\$132.64 million, the Western Development Region with US\$123.18 million, the Eastern Development Region with US\$115.54 million, and the Far-Western Development Region with US\$ 86.17 million. However, if we see from the perspective of per capita disbursement, the Mid-Western and Far Western Development Region are on the top followed by the Western, Eastern and Central Development Regions. The graph also indicates that the Central and Mid Western Development Region have a sizable proportion of on-budget disbursements compared to other Development Regions.

An analysis of disbursements per capita in FY 2012-13 had shown that the region with the highest levels of poverty (Far-Western) was the one which received the least amount of disbursements. However, there has been some improvement noticed in this situation with considerable increase of on-budget disbursement in those areas in FY 2013-14.



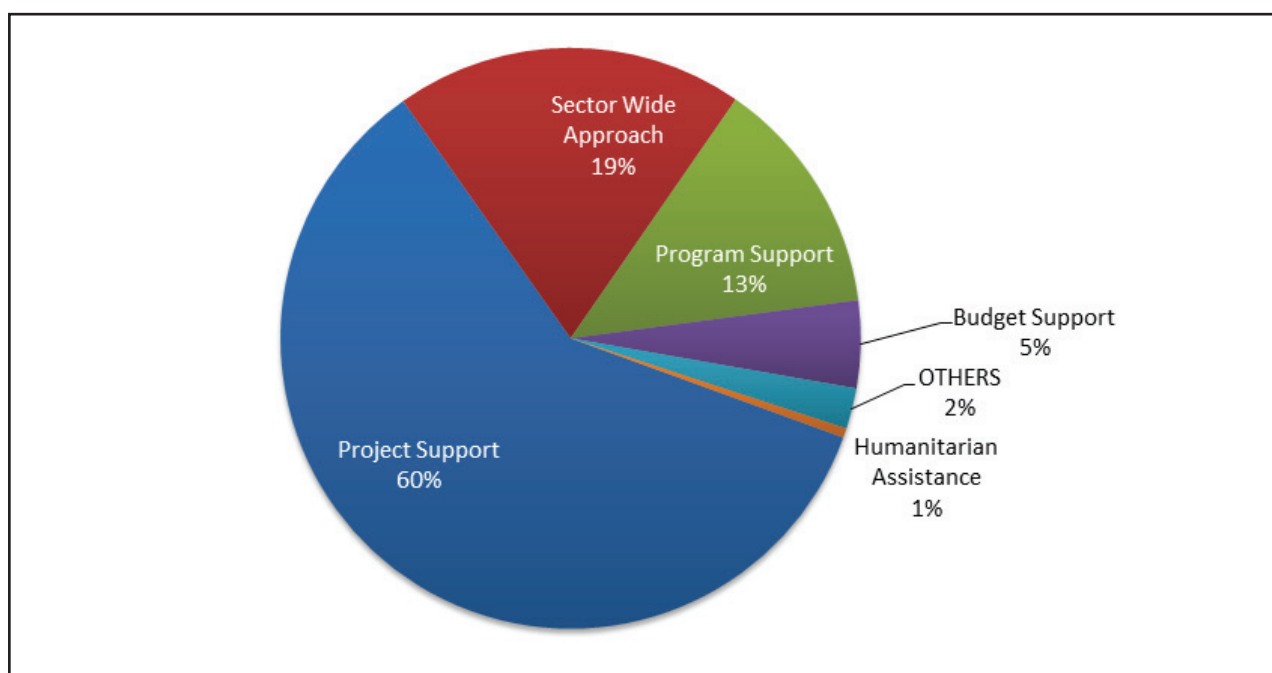
3

FOREIGN AID FLOWS AND AID EFFECTIVENESS

3.1 Aid Modalities

Reviewing the modality of assistance on the basis of aid disbursement reveals that US\$618.3 million (60%) was delivered through project support, US\$201.4 million (19%) through sector wide approach, US\$137.5 million (13%) through program support, US\$50.43 million (5%) through budget support, US\$5.3 million (1%) through humanitarian assistance, and US\$23.5 million (2%) through others. More than half of the aid is delivered through stand-alone projects and the percentage appears to have increased when compared to last year's (54%). There has been a visible shift to budget support from 1% in the last fiscal year to 5% in FY 2013-14.

Chart 6: Modality-wise Disbursement

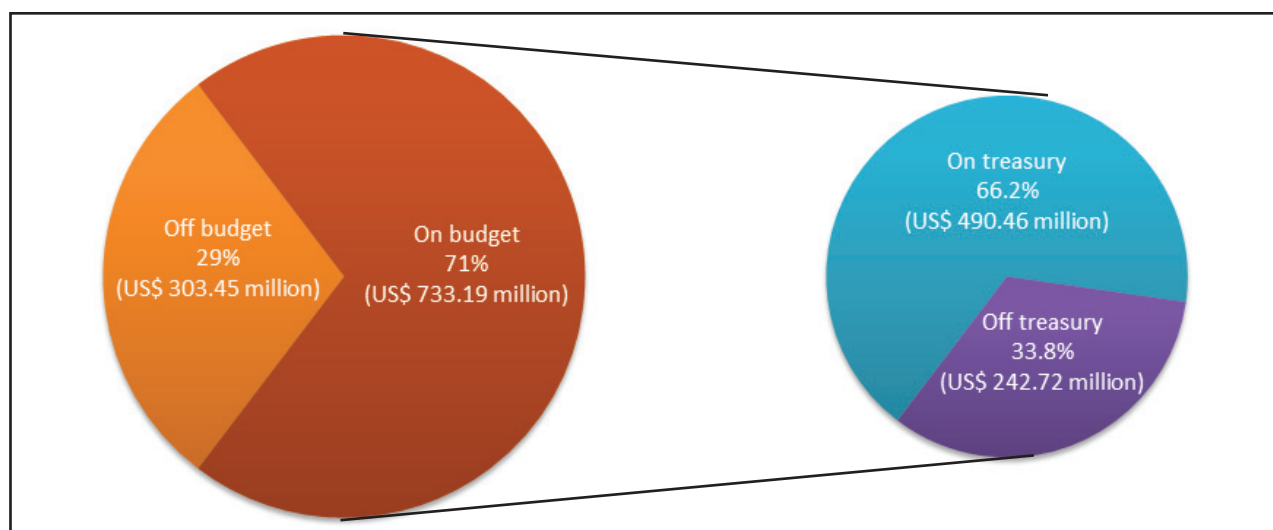


It is noticed that there has not been any progress in expanding sector-wide approach beyond the existing health, education and local development sector. In order to improve national system and increase the volume of aid through on-budget, both the development partners and the government should work together to adopt sector wide approaches or program based approaches in potential sectors such as agriculture, road, energy, drinking water, urban development and others. It is however a very crucial task which requires the Government to prepare a sectoral policy including strong commitment of the lead agency, to begin with.

3.2 Aid on Budget and Aid on Treasury

Channeling aid through the country system has been a great concern for aid receiving countries since Paris Declaration. Prior to 2010, when there was no aid information system established in Nepal, the issue frequently raised was about the channeling of aid without fully bringing it to the government's notice. Now, as the AMP is fully functional, the public concern has shifted toward querying why all the aid is not being channeled through the government's budgetary system. Evidences show that the more aid is through on budget would mean more use of country system. In our context, about 71 percent of foreign aid (US\$ 733.19 million) was disbursed through on budget projects and 29 percent (US\$ 303.45 million) through off-budget projects in FY 2013-14. There has been some improvement noticed in on-budget disbursement (71 percent) compared to 64 percent in the previous fiscal year.

Chart 7: Disbursements (On/Off budget and On/Off treasury)



Of the 71 percent of aid disbursed through on-budget projects, 66.2 percent was channeled through the national treasury (using national public financial management systems) and 33.8 percent of the disbursement was off treasury although it was reflected in the red book. This means these disbursements are mostly direct payments made by development partners during the implementation of project activities. It should be understood that the Government budget (Red Book) reflects the mode of disbursement into four broad categories such as cash, commodity, reimbursable and direct payment. Of these, direct payment is the amount settled by the fund provider directly during the project implementation; such amounts are not channeled/recorded through the Government treasury; and, also understood as off treasury. If a project is on-budget and disbursement is made through direct payment, it is called on-budget but off treasury. If the same project makes disbursement through government system, then it is on-budget and on treasury. On the other hand, if a project is off-budget, all disbursements are off-budget and off treasury.

The remaining 29 percent of total disbursements (US\$303.45 million) is off-budget and not recorded in the government budget system. They are mostly technical types of assistance including those implemented through INGOs/NGOs¹³ supported by various development partners in Nepal. Commodity assistance, humanitarian assistance and some projects directly implemented by development partners may also be reflected under off budget mechanism. Furthermore, details of projects which are not reflected in the government budget are included in the TA book submitted to the Parliament each year during the budget announcement. Although

¹³ Details in Annex 10

the Government is trying its best, we are yet to reflect all short of development assistance in the government budgetary system. As the government has started to capture information related to off-budget projects through AMP, such projects are also under the government notice. Furthermore, the Development Cooperation Policy, 2014, has also encouraged development partners and INGOs to report projects to AMP irrespective of being on-budget or off-budget.

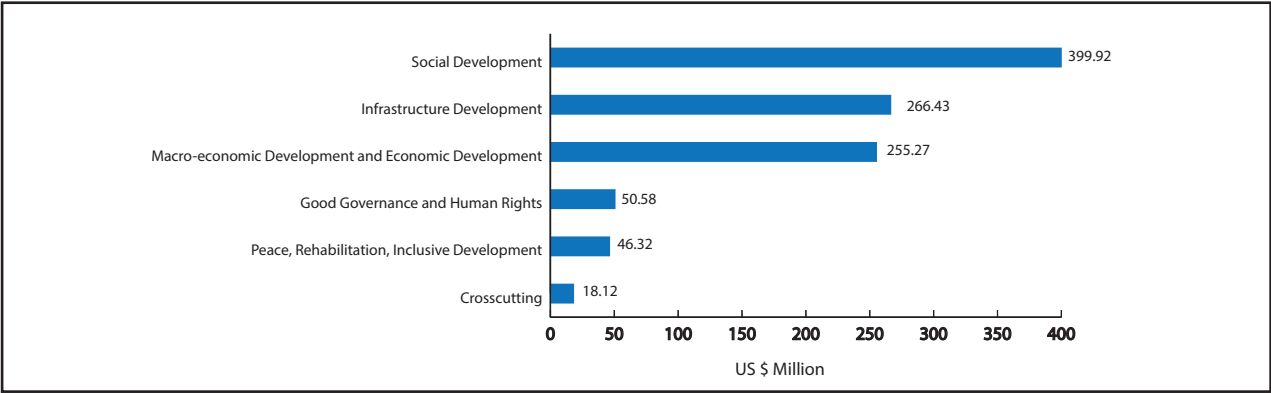
It is found that the on-budget projects disbursed US\$ 4.95 million on average per project, while off-budget projects disbursed on average about US\$1.03 million per project. The slight increase per project in average indicates some improvement in fragmentation during FY 2013-14.

Comparing donor wise disbursement through on budget modality¹⁴, it is found that India, SAARC Fund, GAVI, OFID, IFAD and Saudi Fund have disbursed all aid money through Government budget whereas the World Bank Group provided 98 percent of their aid through on budget, ADB 96 percent, Finland 94 percent, Switzerland 91 percent, GFATM 69 percent, Japan 88 percent and Denmark 83 percent. On the other hand, development partners providing maximum assistance through off budget mechanism are largely USAID, Germany, EU and Korea in FY 2013-14.

3.3 Alignment with National Development Plan

According to the Three Year Plan, the development activities are catagorised under various development pillars, such as Social Development, Infrastructure Development, Macro-economic Development and Economic Development, Good Governance and Human Rights, Peace, Rehabilitation, Inclusive Development and Crosscutting. While looking the disbursement aligning with the Three Year Plan, almost 39 percent of disbursements have been made on the Social Development pillar, 26 percent on Infrastructure Development pillar, 25 percent on Macro-Economic Policy and Economic Development pillar, 5 percent on Good Governance and Human Rights, 4 percent on Peace, Rehabilitation and Inclusive Development, and 2 percent on Cross-cutting Issues. Compared to last fiscal year, there has not been any major shift in the pillar-wise disbursement.

Chart 8: Distribution of Aid Disbursements per Cluster of the Three Year Plan



3.4 Aid Fragmentation

Fragmentation occurs when donors scatter aid resource in many projects/programs with insignificant fund in many areas. The Organisation for Economic Cooperation and Development (OECD) has defined fragmentation of international development cooperation as “aid that comes in too many slices from too many donors, creating high transaction costs and making it difficult for partner countries to effectively manage their development.”

¹⁴ Details in Annex 5

In this regard, we have tried to use the Herfindahl index¹⁵, which is a tool to measure the level of fragmentation within a given aid portfolio. The analysis based on this tool indicates aid fragmentation from development partners (DPs) perspective and from sectors/ministries perspective as well. A score of 1 in the Herfindahl index represents a perfectly un-fragmented portfolio, while a score of zero represents a portfolio that is entirely fragmented. Fragmentation from a donor's perspective is given below:

Table 5: Fragmentation from DPs Perspective

Donor Group	Herfindahl Index	No. of Projects ¹⁶	No. of Counterpart Ministry
GAVI	1.00	2	1
KFAED	1.00	1	1
Saudi Fund	1.00	1	1
OFID	0.80	2	3
SAARC Dev Fund	0.79	2	10
India	0.67	2	5
China	0.54	3	3
Asian Development Bank	0.41	69	17
IFAD	0.31	5	4
Japan	0.31	17	12
GFATM	0.26	6	1
Finland	0.22	8	4
USAID	0.19	25	11
Denmark	0.18	11	9
Korea	0.17	10	7
Australia	0.15	20	10
European Union	0.12	75	21
Switzerland	0.11	28	11
Germany	0.11	19	10
World Bank Group	0.09	40	16
United Kingdom	0.09	28	15
Norway	0.08	33	15
United Nations Country Team	0.05	74	23

*those projects which have not reported disbursement are excluded

Donors' aid portfolios in Nepal appear relatively fragmented. Each donor on average is found to have been engaged in 9 different counterpart ministries/agencies in FY 2013-14 as in the previous fiscal year. Except for few development partners, many are associated with more than 10 counterpart ministries/agencies. This shows development partners' need to pay their attention on concentrating resources in selected sectors where they have comparative advantage.

The EU has the largest number of projects (75) engaged with 21 counterpart ministries/agencies, followed

¹⁵ The Herfindahl index is the sum of the squares of the "market shares" (i.e. sum of squares of disbursement of individual project of a donor or a sector by total disbursement of same donor or sector) of the various projects in the portfolio. If the result is close to 1, the portfolio is very concentrated where as if it is close to 0, the portfolio is very fragmented.

¹⁶ No. of projects may not match with the total no. of projects because of the possibility of having one project in more than one counterpart ministry/agency.

by UN Country Team¹⁷ with 74 projects engaged with 23 ministries/agencies, ADB with 69 projects with 17 ministries/agencies; the World Bank Group and Norway with 40 and 33 projects each engaged with 16 and 15 ministries/agencies, respectively.

According to the findings based on the Herfindahl index, GAVI, KFAED and Saudi Fund have scored 1, indicating that their assistance is very much concentrated in certain sectors. However, the contribution made by these donors is very small. India, China and OFID are moving toward closer to score 1 whereas other development partners are close to score 0. Donors with an annual disbursement volume over US\$ 30 million are the World Bank Group, ADB, USAID, United Kingdom, India, Japan, EU, Switzerland, Denmark, China and Australia. There is a strong need to reduce the areas of operation for each donor and focus on certain quality projects.

The World Bank, Asian Development Bank, UN Country Team, UK, USAID, EU, Germany and Switzerland have very low scores. In case of the World Bank and the Asian Development Bank, the volume of their portfolios should also be taken into account, as they have all delivered well above US\$155 million of assistance in FY 2013-14. As UN Country Team also consists of many sister agencies within it and mainly involved in capacity development and volume of portfolio also should be taken into account. Except for multi-lateral donors, other development partners having many projects of small size suggests that they should better focus on the area of comparative advantage, potentially through larger contributions to program assistance or SWAs, in order to avoid duplication and aid fragmentation.

Fragmentation from Counterpart Ministry Perspective

Aid fragmentation has been a great concern for the recipient countries. If the aid is scattered into many areas with small sized projects, this compromises the real impact there by affecting negatively on aid effectiveness.

Table 6: Fragmentation from Ministry Perspective

Counterpart Ministry ¹⁸	Herfindahl Index	No. of Projects ¹⁹	No. of Donor Agency
Ministry of General Administration	1.00	2	2
Election Commission	0.83	5	6
Supreme Court	0.78	3	6
Ministry of Commerce and Supplies	0.65	4	4
Ministry of Cooperative and Poverty Alleviation	0.65	2	2
Ministry of Home Affairs	0.54	11	10
Ministry of Culture, Tourism and Civil Aviation	0.52	7	5
Ministry of Land Reform and Management	0.52	2	1
Prime Minister and Council of Minister's Office	0.51	6	7
Ministry of Defense	0.50	2	1
Ministry of Law, Justice, Constituent Assembly and Parliamentary Affairs	0.49	4	4

¹⁷ Details in Annex-4

¹⁸ Projects (both on-budget and off-budget) have been included under a specific ministry/agency if their main activities fall under the area of responsibility of that ministry/agency, regardless of the implementation modality of the project, or if the ministry is actually involved.

¹⁹ No. of projects may not match with the total no. of projects because of the possibility of having one project in more than one counterpart ministry/agency. Projects have been assigned under the respective implementing ministries/agencies based on their area of jurisdiction. In case of off budget, it is based on donor reporting, and for on budget projects it is based on MoF reporting to AMP.

Counterpart Ministry ¹⁸	Herfindahl Index	No. of Projects ¹⁹	No. of Donor Agency
Ministry of Education	0.47	28	18
National Human Rights Commission	0.46	6	8
Ministry of Urban Development	0.39	13	6
Ministry of Health and Population	0.36	53	16
Ministry of Forest and Soil Conservation	0.35	13	10
Ministry of Information and Communications	0.33	5	5
Ministry of Youth and Sports	0.31	8	3
National Planning Commission Secretariat	0.27	6	4
Ministry of Physical Infrastructure and Transportation	0.22	17	11
Ministry of Labour & Employment	0.22	15	7
Ministry of Industry	0.22	8	8
Ministry of Finance	0.20	28	16
Ministry of Science, Technology & Environment	0.20	30	13
Ministry of Irrigation	0.17	9	6
Ministry of Energy	0.17	27	12
Ministry of Peace & Reconstruction	0.14	32	19
Ministry of Women, Children & Social Welfare	0.11	47	11
Ministry of Federal Affairs and Local Development	0.09	60	21
Ministry of Agriculture Development	0.08	44	12

The analysis of Herfindahl index shows that the Ministry of General Administration, Supreme Court, Ministry of Law and Justice, Ministry of Defense, Ministry of Cooperative and Poverty Alleviation, Ministry of Land Reform and Management, Ministry of Information and Communication and Ministry of Youth seem to be in better position from the perspective of fragmentation. However, most of these ministries are regular type of agencies not involved in the implementation of development projects, so they appear to be less fragmented. In this respect, Herfindahl index is more suitable to apply to other implementing ministries (agencies) which are implementing development projects. The figures show the Ministry of Federal Affairs and Local Development, Ministry of Health and Population, Ministry of Women, Children and Social Welfare, Ministry of Agriculture Development, Ministry of Education and Ministry of Peace and Reconstruction are crowded with fragmented projects.

Comparatively, fragmentation is visible in the area of technical assistance including off-budget projects coupled with projects being implemented through I/NGOs²⁰.

Going through the analysis from counterpart ministry's perspective, it is found that the Ministry of Federal Affairs and Local Development has the highest number of projects (60) followed by the Ministry of Health and Population (53), the Ministry of Women, Children and Social Welfare (46), Ministry of Agriculture Development (44), and Ministry of Peace and Reconstruction (32).

Projects have been included under a specific ministries/agencies based on their area of responsibilities, regardless of the implementation modality of the project. As the development partners have been transparent in showing also off budget projects in AMP, it has been possible to reflect them in the Report. This information

²⁰ Details in Annex 10

may encourage development partners as well as the Government implementing agencies to better align with the country's development need and priority through bringing off budget projects also under the area of responsibilities of these agencies. Moreover, this kind of information may help line ministries to track I/NGOs activities²¹ and link them in the sectoral programs.

Chart 9: Ministries with highest number of projects²²

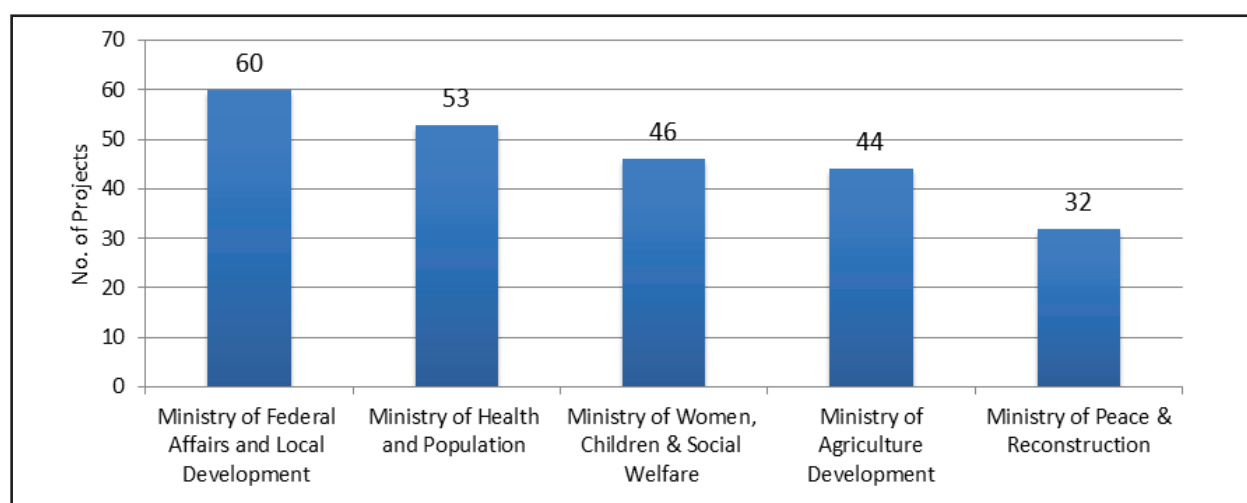
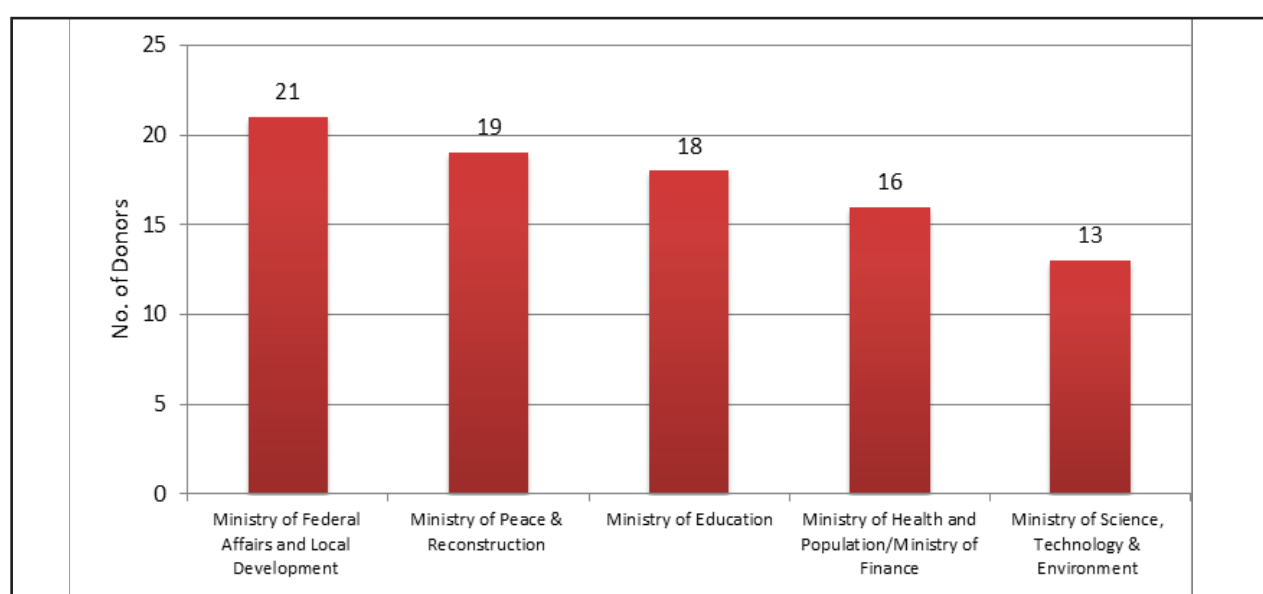


Chart 10: Ministries with highest number of donor engagement



If we consider both on-budget and off-budget projects, Ministry of Federal Affairs and Local Development has the highest number of DPs engagement (21) followed by Ministry of Peace and Reconstruction (19), Ministry of Education (18), Ministry of Finance (17) and Ministry of Health and Population (16 each) and Ministry of Science, Technology and Environment (13). This indicates need of harmonization from DPs side. It is also suggested to the development partners to concentrate on few ministries instead of spreading in many ministries with small projects.

²¹ Details in Annex 10

²² Details in Annex-6

In contrast, on budget projects are found to be less fragmented compared to off budget. From the perspective of ODA disbursement through on-budget mechanism, Ministry of Federal Affairs and Local Development has 31 projects, Ministry of Health and Population 18, Ministry of Physical Infrastructure and Transportation 15, Ministry of Agriculture Development 18, Ministry of Energy 16, Ministry of Urban Development 9, Ministry of Women, Children and Social Welfare 7, Ministry of Education 5, Ministry of Finance 10, Ministry of Irrigation 8, Ministry of Peace 4, and Ministry of Science and Technology 6 projects.

The following table shows ministry wise projects and donor wise engagement with respect to on-budget projects under operation.

Table 7: Scenario of on-budget projects along with donor engagement by counterpart ministry

Counterpart Ministry	No. of Projects	Donor
Ministry of Agriculture Development	18	ADB, CIF, WB, Denmark, IDA, IFAD, Norway, SDC
Ministry of Commerce and Supplies	1	IDA
Ministry of Cooperative and Poverty Alleviation	1	IFAD
Ministry of Culture, Tourism and Civil Aviation	2	ADB, OFID
Ministry of Education	5	ADB, Denmark, DFID, EU, Finland, Government of Australia, IDA, JICA, Norway, UNICEF, WB, Others
Ministry of Energy	16	ADB, Norway, EIB, JICA, NEA, China, India, India Exim Bank, IDA
Ministry of Federal Affairs and Local Development	31	ADB, OFID, CIDA, Denmark, DFID, Norway, Finland, India, IDA, WB, JICA, SDC, UNFPA WFP
Ministry of Finance	10	ADB, DFID, China, IDA, , WB, OPEC, India
Ministry of Forest and Soil Conservation	8	DFID, Finland, SDC, IDA, IFAD, Japan, WB,
Ministry of Health and Population	18	DFID, GDC (KfW), Government of Australia, IDA, GAVI, GFATM, UNDP, SDC, UNFPA, WFP
Ministry of Home Affairs	2	ADB, UNDP
Ministry of Information and Communications	3	ADB, DFID, UNDP, UNPFN
Ministry of Irrigation	8	ADB, OFID, India, IDA, SDF
Ministry of Labour & Employment	1	SDC
Ministry of Peace & Reconstruction	4	Denmark, DFID, EU, Finland, GDC (GIZ), GDC (KfW), Norway, SDC, IDA
Ministry of Physical Infrastructure and Transportation	15	ADB, OFID, GEF, GDC (KfW), India, India Exim Bank, IDA, Japan
Ministry of Science, Technology & Environment	6	ADB, CIF, WB, Denmark, Norway, DFID, EU, SNV

Counterpart Ministry	No. of Projects	Donor
Ministry of Urban Development	9	ADB, OFID, JICA, NDF, GDC (KfW), IDA, WB
Ministry of Women, Children & Social Welfare	7	ADB, Norway, UNFPA, SAARC
Ministry of Youth and Sports	1	UNFPA
National Human Rights Commission	1	Denmark
Prime Minister and Council of Minister's Office	2	ADB, IDA, IFAD, WB

Source:AMP

Reviewing the overall disbursement by ministries in FY 2013-14, Ministry of Education is the top aid recipient (US\$ 175.3 million) followed by Ministry of Federal Affairs and Local Development (US\$ 153.2 million), Ministry of Health and Population (US\$ 114.2 million), Ministry of Finance (US\$ 86.3 million) and Ministry of Physical Infrastructure and Transportation (US\$ 53.8 million). This includes disbursement made for both on-budget and off-budget projects (details available in annex-6).

Sector Fragmentation of Donor Portfolios

Table 8: Sector Fragmentation of Donor Portfolios

SECTORS / DONORS	ADB	Australia	China	Denmark	EU	Finland	GAVI	Germany	GFATM	IFAD	India	Japan	KFAED	Korea	Norway	OFID	Others	Saudi Fund	Switzerland	USAID	UK	UN	WB
Agriculture	2.9%			12.5%	10.1%			5.1%	56.5%			0.1%			6.2%	5.6%			9.6%	2.9%		3.1%	7.1%
Air Transportation	9.3%																						
Alternate Energy	0.0%	0.0%		29.0%				4.2%												0.3%	0.0%	6.1%	0.7%
Commerce	0.0%			0.5%	0.5%			2.6%				2.7%											2.9%
Communications	4.5%																88.3%						
Constitutional Bodies					0.5%	1.4%						0.7%			10.2%				0.7%		3.2%	1.2%	
Defense																						2.3%	
Drinking Water	19.0%	0.0%										18.4%							0.0%				
Economic Reform					0.5%				25.5%														
Education	23.8%	20.5%		10.7%	46.4%							9.7%			19.0%	9.0%			3.2%	1.5%	7.9%	6.8%	9.2%
Energy	11.8%		12.3%		6.9%			8.2%			10.5%				2.4%	0.5%			0.2%			0.9%	7.9%
Environment, Science and Technology	0.8%				3.1%										19.1%					2.8%	10.8%	0.6%	2.2%
Financial Reform	2.9%	0.0%			5.9%									14.9%							1.0%		0.7%
Financial Services					0.3%			1.5%														1.1%	
Forest	0.1%					18.2%			18.0%			10.8%							16.6%	33.2%	7.8%	0.2%	0.5%
General Administration	0.4%				0.4%	4.3%									6.9%							3.5%	0.6%
Health	0.0%	28.7%			2.1%		100%	22.7%	100.0%			0.0%		23.3%					0.2%	45.1%	19.6%	17.4%	10.8%
Industry		37.9%						1.4%														2.7%	0.2%
Irrigation	1.2%															5.6%		100.0%	1.3%				3.9%
Labour				0.0%	2.0%							0.9%							8.1%		0.1%	5.0%	
Land Reform & Survey																							
Livelihood	0.2%	5.0%			0.3%			2.9%				0.0%		2.5%								16.6%	0.0%
Local Development	11.5%	0.6%			3.0%	76.1%		8.7%			79.0%	2.3%			13.4%	88.8%			48.4%		25.2%	2.2%	5.6%

SECTORS / DONORS	ADB	Australia	China	Denmark	EU	Finland	GAVI	Germany	GFATM	IFAD	India	Japan	KFAED	Korea	Norway	OFID	Others	Saudi Fund	Switzerland	USAID	UK	UN	WB
Miscellaneous		1.7%																					
Office of the Prime Minister																					3.9%		
Others - Economic		4.5%	17.6%	0.3%	0.0%			3.7%												0.2%			
Others - Social		0.6%		16.6%	1.8%												11.7%		0.8%	5.7%		7.8%	
Peace and Reconstruction		0.0%		30.4%	12.4%			21.0%				1.2%			25.6%				0.5%	8.4%	4.5%	8.2%	2.0%
Planning & Statistics					0.3%							1.4%			3.4%								
Policy and Strategic					0.4%			1.4%							1.8%							4.1%	11.1%
Population																						1.7%	
Renewable Energy					0.3%																		
Revenue & Financial Administration								3.0%															
Road Transportation	6.7%										10.5%	51.1%	100.0%					10.3%					3.7%
Supply																							
Tourism	0.5%		70.1%												6.4%						0.3%		
Urban Development	4.4%							12.1%															1.2%
Women, Children & Social Welfare	0.1%	0.6%		0.0%	2.2%			1.5%				0.5%		28.0%	6.9%						0.1%	6.1%	0.1%
Youth, Sports & Culture					0.7%																0.1%	2.7%	

Note:

Red Highlight denotes highly fragmented and comprises less than 5% of total donor's portfolio

Yellow Highlight denotes moderately fragmented and comprises up to 19.99% of total donor's portfolio

Green Highlight denotes non fragmented and comprises more than 20% of total donor's portfolio

The visualization above provides an overview of aid concentration by donor²³. Among the reference documents on donor fragmentation, the EU toolkit produced in 2009 gives practical steps on the division of labour at the country level, which provides practical guidance for EU donors on how to implement division of labour. Most of the recommendations are also valid for the broader development community. The toolkit recommends a maximum of 3 sectors in which donors should intervene in addition to budget support and support to non-state actors. However, some sectors being very narrow, the toolkit also indicates that there is a need for some flexibility at the country level.

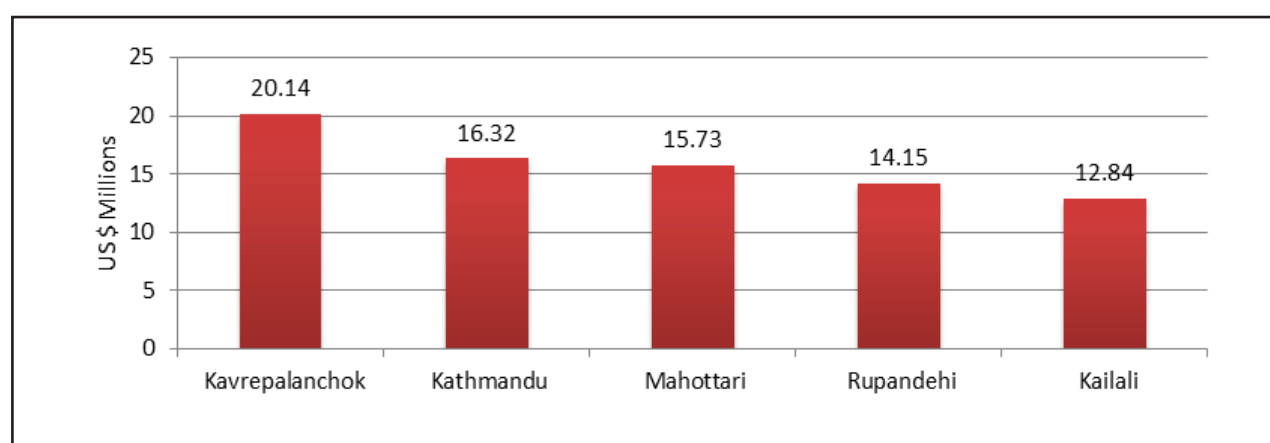
Given the level of aid fragmentation in Nepal concentration of 5 sectors or less per cooperation can be considered as satisfactory. The situation of donor engagement in various sectors of the country has not changed and remained almost similar compared to last fiscal year. It is found that many sectors are highly fragmented with respect to DPs portfolio. With respect to each DPs total portfolio, many sectors are comprised of less than 5 percent of their disbursement. From the DPs portfolio point of view, education, health and local development sectors seem to be in better position despite the involvement of several DPs. In addition, several donors have been engaged on peace and reconstruction; women, children, and social welfare; general administration, science and technology and alternative energy (though with small disbursement levels per DPs). However, sectors such as population; revenue and financial administration; youth, sports and culture; land reform and survey sectors and renewable energy have lesser donor engagement.

For this visualization, a sector is considered highly fragmented (red highlight) if it comprises less than 5% of that donor's total portfolio, moderately fragmented (yellow highlight) if it comprises 19.99% of a donor's portfolio, and non-fragmented (green highlight) if it contributes more than 20% of the donor's portfolio. For the purpose of this analysis, non-disbursing sectors were left blank for each donor. Donors with reasonably good performance by this measure include: Global Fund, GAVI, Saudi Fund, OFID, KFAED, India, China and Finland. Donors associated with many fragmented sectors include ADB, EU, Germany, Japan, Norway, Switzerland, Australia, UK, UN, and the World Bank Group.

This donor mapping chart/analysis would be useful both for the government and the development partners for developing cooperation strategy or selecting sectors to avoid duplication of efforts.

Fragmentation from Districts Perspective²⁴

Chart 11: Top 5 Districts with highest on budget disbursement

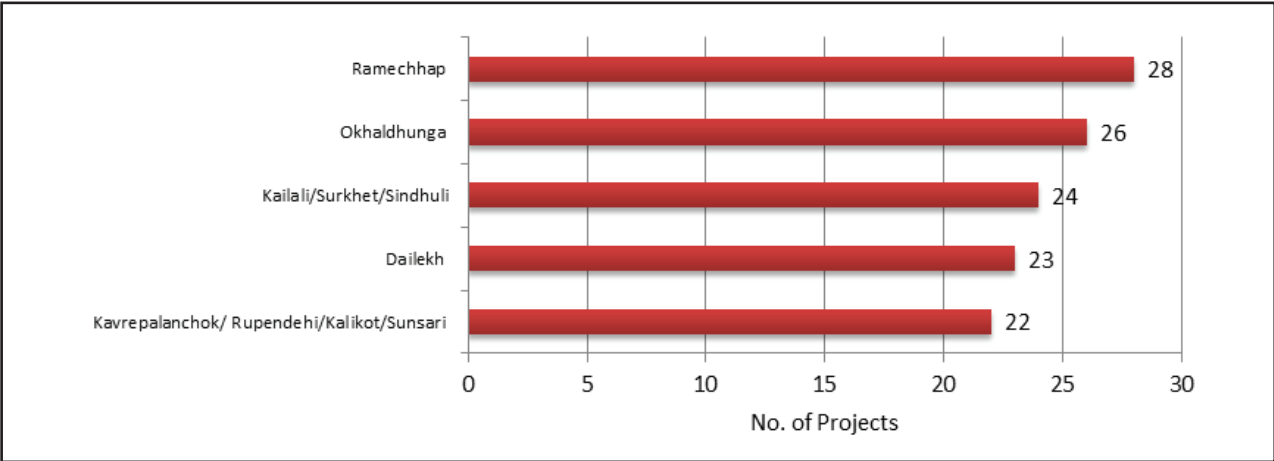


²³ Good references and information on donor concentration and fragmentation can be found on the OECD website at: http://www.oecd.org/document/31/0,3746,en_2649_3236398_45465247_1_1_1_1,00.html

²⁴ This excludes nationwide projects. Details available in Annex 3.

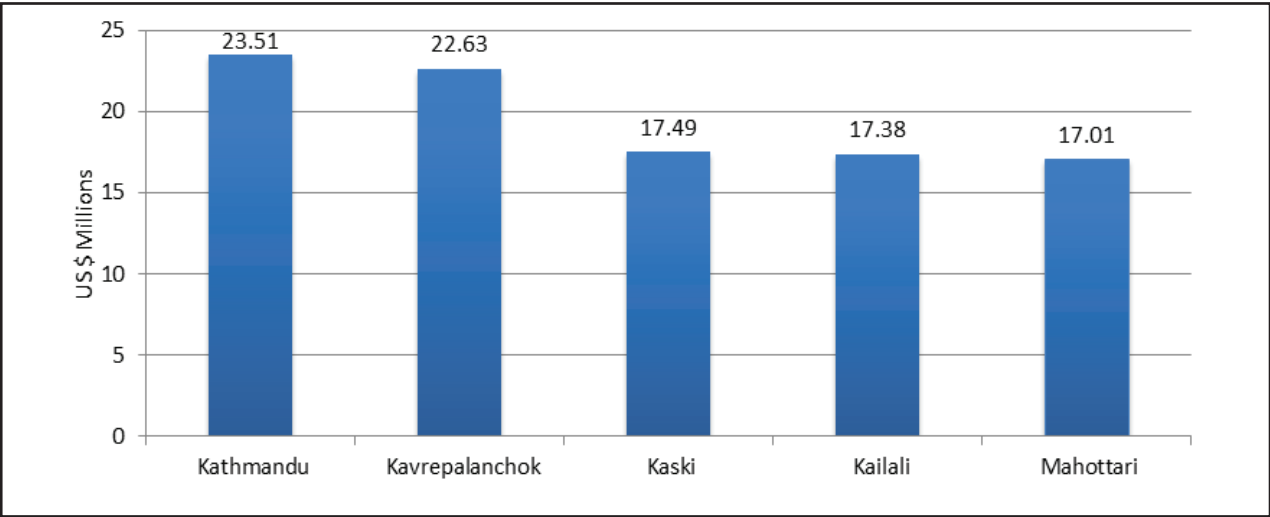
From the perspective of on-budget disbursement at district, Kavre has the highest amount disbursed (US\$ 20.14 million) followed by Kathmandu (US\$ 16.32 million), Mahottari (US\$ 15.73 million), and Kailali (US\$ 12.84 million). On the other hand, Sarlahi has the lowest amount of aid disbursement (US\$ 0.98 million) followed by Mustang (US\$ 2.47 million), Manang (US\$ 2.76 million), Gorkha (US\$ 2.94 million) and Illam (US\$ 2.96 million).

Chart 12: Districts with highest number of On-budget Projects



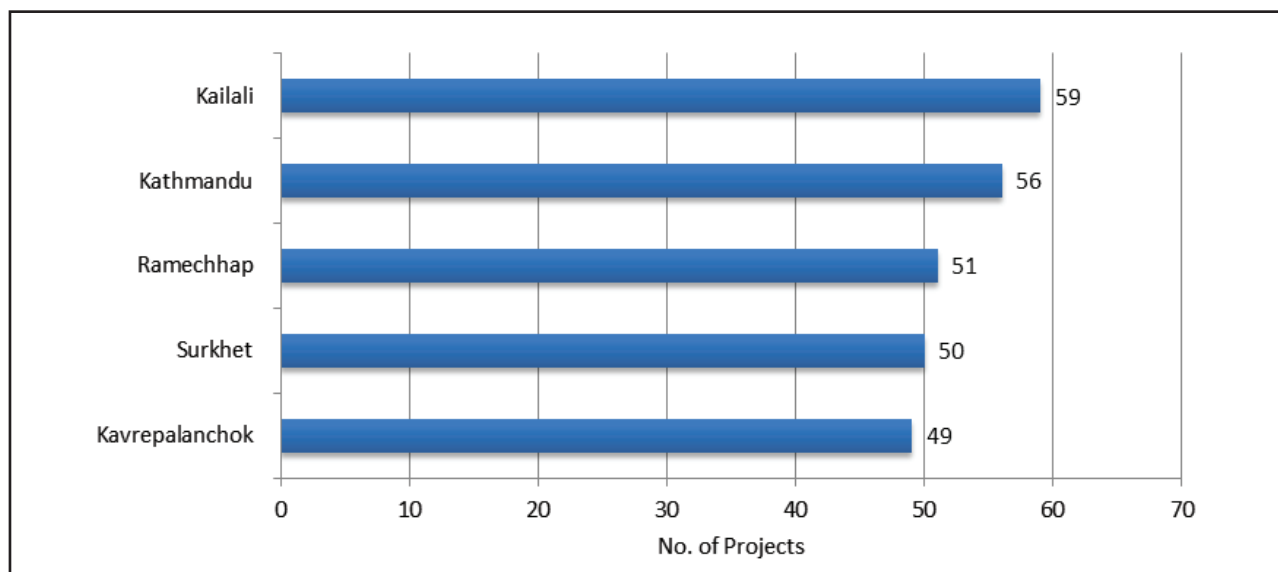
Similarly, Ramechhap has the highest number of on-budget projects (28) followed by Okhaldhunga (26), Surkhet, Kailali and Sindhuli each with 24 projects; Dailekh (23); Kavre, Rupandehi, Kalikot and Sunsari with 22 projects. By contrast, Manang and Mustang each has 9 projects, Lamjung, Gorkha and Rasuwa each with 12, and Bhojpur with 11 projects. Each year, this scenario may vary because of the implementation situation of the given projects under implementation.

Chart 13: Top 5 district with highest combined disbursement



However, if we combine both on-budget and off-budget disbursement, the aid scenario looks different. In this category, Kathmandu has the highest amount of disbursement (US\$ 23.51 million for 56 projects) followed by Kavre (US\$ 22.63 million for 49 projects), Kaski (US\$ 17.49 million for 35 projects), Kailali (US\$ 17.38 million for 59 projects) and Mahottari (US\$ 17.01 million for 35 projects). The districts receiving the amount of lowest disbursement include Mustang (US\$ 3.14 million), Manang (US\$ 3.39 million), Arghakhanchi (US\$ 3.50 million), Illam (US\$ 3.94 million), Dhading (US\$ 4.42 million).

Chart 14: Districts with highest number of projects (on and off budget)²⁵



From the perspective of the number of projects (both on-budget and off-budget) under operation through the supports received from various development partners in the district, Kailali has the largest number of projects (59) followed by Kathmandu (56); Ramechhap (51); Surkhet (50) and Kavre (49). Manang is the district with the lowest number of projects (16) followed by Mustang (17), Gulmi and Bhojpur (23 each), Arghakhanchi (24) and Parsa, Lamjung and Rasuwa each (25).

Aid flow from the perspective of donor engagement at the district level does not show reliable evidences as to why they are mostly engaged in Kathmandu, Kailali, Ramechhap, Kavre and Surkhet and less in Manang, Mustang, Bhojpur, Arghakhanchi, Parsa, Lamjung and Rasuwa districts. This may require further study.

²⁵ Visualization through map is also available in Annex 11



4

SECTOR PROFILE FOR TOP 10 RECIPIENTS²⁶

4.1 Education

Chart 15(a): Total Commitments - Ongoing Projects US\$ 979.4 million

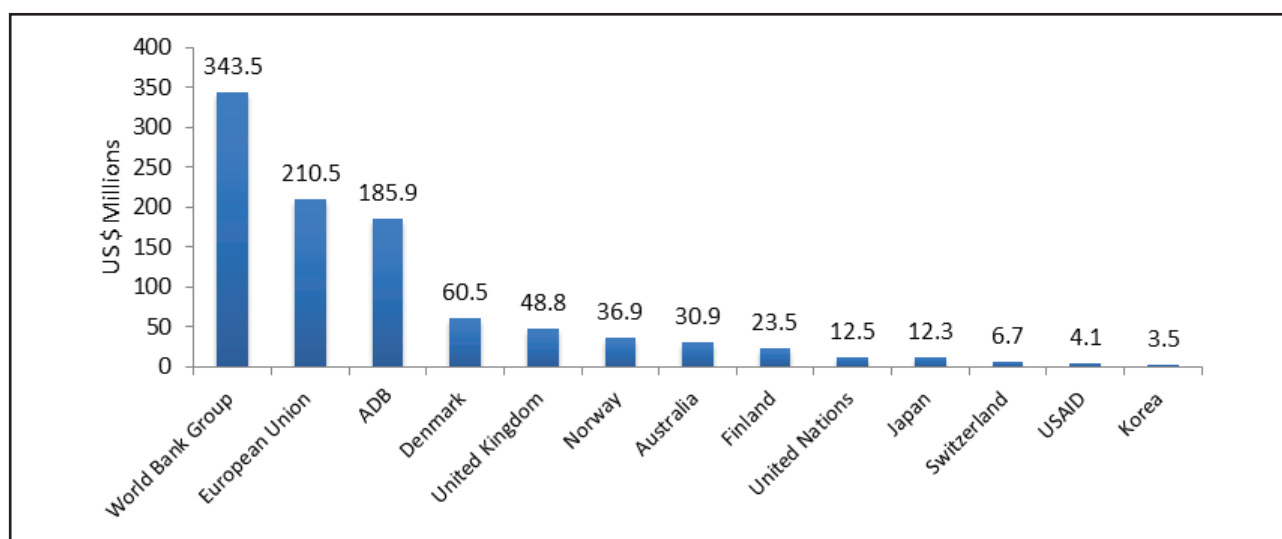


Chart 15(b): Type of AidTotal Commitments for Ongoing Projects

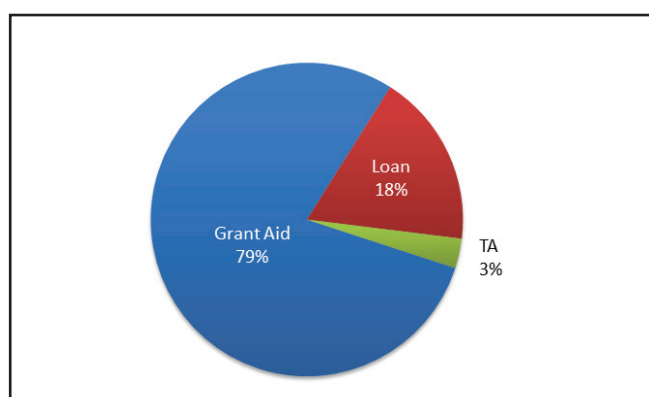
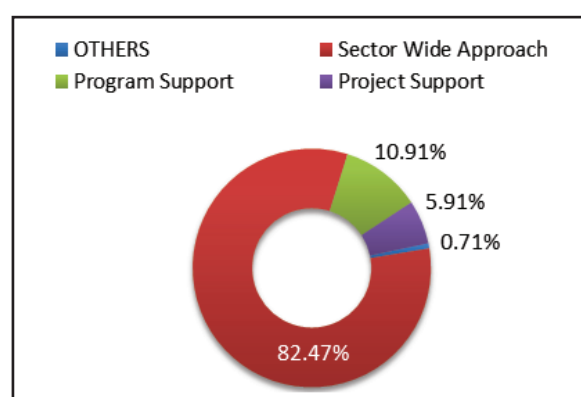


Chart 15(c): Aid Modalities Total Commitments for Ongoing Projects



²⁶ Total Commitment for each project mentioned under given sectors is not comparable with disbursement because disbursement here accounts only for FY 2013-14 whereas total commitment refers to the project cost over the period.

Table 9: Top 5 largest disbursing projects of Education

Largest 5 disbursing projects in the sector for FY 2013-14	Donor Agency	Total Commitment	Disbursed in FY 2013-14
School Sector Reform Program (SSRP)	ADB, Denmark, DFID, EU, Finland, Government of Australia, IDA, JICA, Norway, UNICEF, World Bank	847,876,119	118,064,840
School Sector Reform Plan (SSRP II) Programme, Nepal	EU	-	15,326,738
Enhanced Vocational Education and Training Project (EVENT)	IDA	39,750,000	6,810,000
Employment Fund Phase I	DFID, SDC	29,665,266	6,387,655
Australian Scholarships	Australia	5,396,950	2,193,936

In the Education Sector, the School Sector Reform Program (SSRP) is the largest program from the perspective of both commitments and disbursements. The World Bank Group appears the lead donor in providing a large portion of external assistance as in the previous year. There has been a visible increase in disbursement from US\$ 140.72 million for education sector in FY 2012-13 to US\$ 175.05 million in FY2013-14. Of the total commitment, grant covers 79 percent, loan component covers 18 percent and TA component involves only 3 percent in this sector.

4.2 Local Development

Chart 16(a): Total Commitments - Ongoing Projects US\$ 1463.8 million

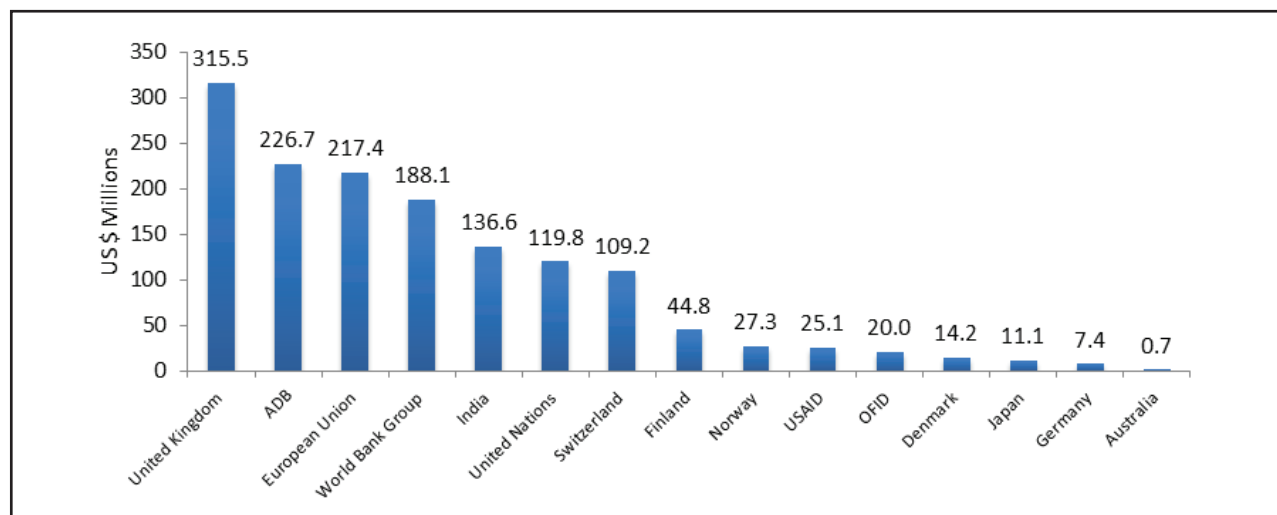


Chart 16(b): Type of Aid Total Commitments for Ongoing Projects

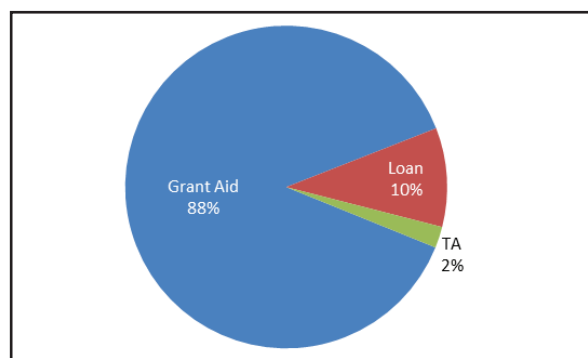


Chart 16(c): Aid Modalities Total Commitments for Ongoing Projects

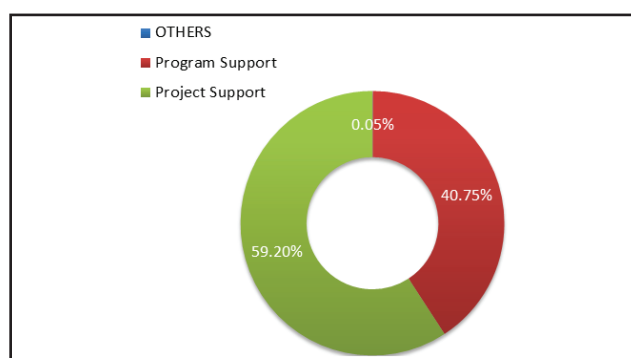


Table 10: Top 5 largest disbursing projects of Local Development

Largest 5 disbursing projects in the sector for FY 2013-14	Donor Agency	Total Commitment	Disbursed in FY 2013-14
Small Development Projects (India)	India	136,639,264	34,766,450
Rural Access Programme Phase III	DFID	54,453,230	16,691,520
Local Governance and Community Development Programme, Phase II (LGCDP II)	Denmark, DFID, Norway, SDC	252,712,006	14,060,923
Nepal Strengthening Public Management Program	ADB, DFID	28,000,000	12,827,333
Second Phase of Decentralized Rural Infrastructure and Livelihood Project	ADB, OFID, SDC	50,429,471	7,897,312

Local Governance and Community Development Program (LGCDP) is the largest project with respect to commitment, and Small Development Projects is the largest one with respect to disbursement. UK seems to be the largest aid provider in this sector. There has been a sharp increase of disbursement in this sector from US\$ 128.29 million in FY 2012-13 to US\$ 152.33 million in FY 2013.14. Out of the total commitment so far, grant covers 88 percent, loan 10 percent and TA component comprises of 14 percent in this sector.

4.3 Health

Chart 17(a): Total Commitments - Ongoing Projects US\$ 661.5 million

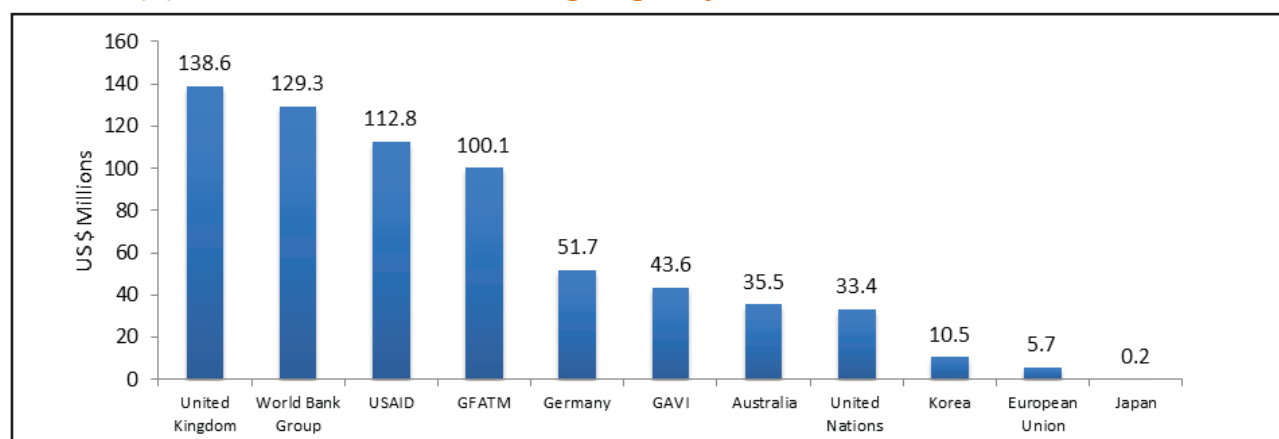


Chart 17(b): Type of Aid Total Commitments for Ongoing Projects

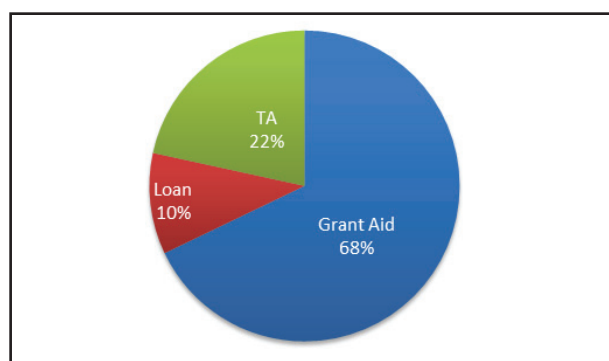


Chart 17(c): Aid Modalities Total Commitments for Ongoing Projects

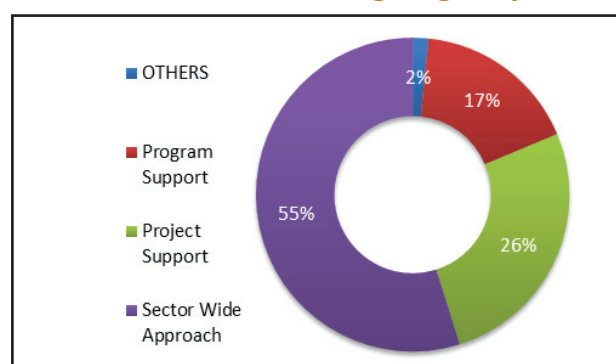


Table 11: Top 5 largest disbursing projects of Health

Largest 5 disbursing projects in the sector for FY 2013-14	Donor Agency	Total Commitment	Disbursed in FY 2013-14
Nepal Health Sector Programme NHSP-II	DFID, GDC (KfW), IDA, Government of Australia	281,270,345	66,876,555
Suaahara (Good Nutrition)	USAID	46,000,000	11,742,717
Implementation of Stop TB Strategy (2010-2015)	GFATM	28,403,176	4,169,565
Nepal Round 10 Proposal to Contribute to the Achievement of MDGs, 4,5,6 / Save the Children	GTATM	10,219,990	3,454,046
Health for Life	USAID	18,253,072	3,170,918

In the Health Sector, Nepal Health Sector Programme (NHSP II) is the largest programme with respect to both commitment and disbursement. The UK has been the largest donor supporting this sector with respect to commitment. Last year, the World Bank Group was the lead donor in providing financial assistance with respect to commitment in this sector. This sector noticed a slight decline in disbursement from US\$ 128.51 million in FY 2012-13 to US\$ 115.72 million in FY 2013-14. About 88 percent of the fund is committed under grant, 10 percent loan and 2 percent under TA component in this sector.

4.4 Energy

Chart 18(a): Total Commitments - Ongoing Projects US\$ 1223.02 million

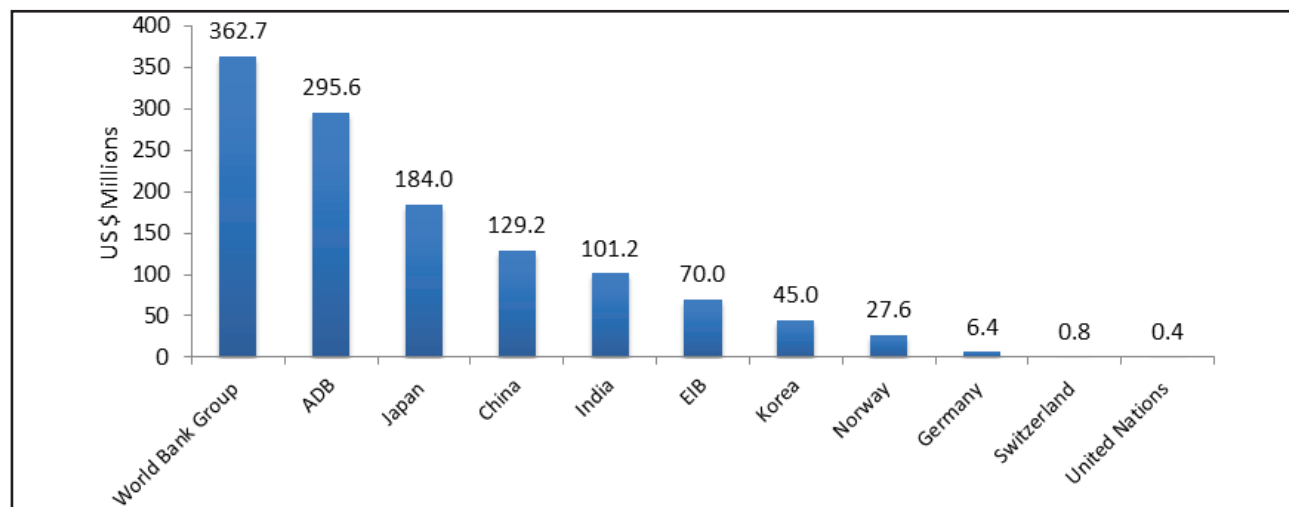


Chart 18(b): Type of Aid Total Commitments for Ongoing Projects

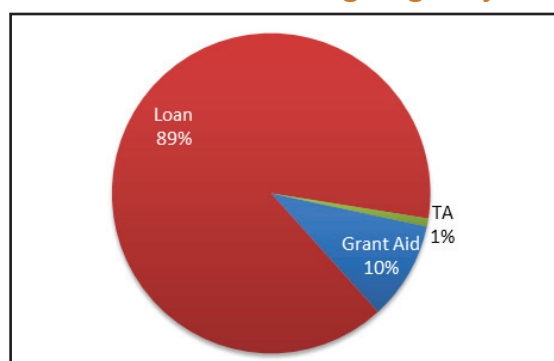


Chart 18(c): Aid Modalities Total Commitments for Ongoing Projects

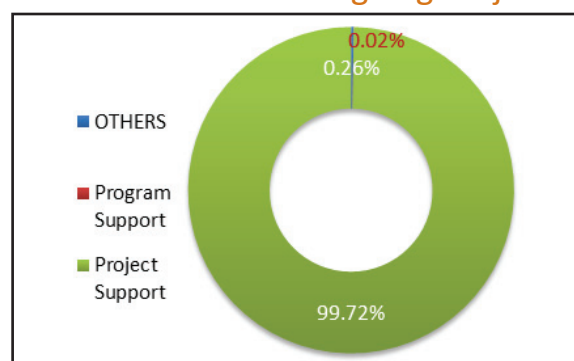


Table 12: Top 5 largest disbursing projects of Energy

Largest 5 disbursing projects in the sector for FY 2013-14	Donor Agency	Total Commitment	Disbursed in FY 2013-14
Energy Access and Efficiency Improvement Project (EAEIP)	ADB	67,442,104	16,487,115
Nepal - India Electricity Transmission and Trade Project	IDA	123,241,407	9,860,000
Kabeli Transmission Project	IDA	36,752,658	5,330,000
Upper Trishuli 3A Hydroelectric Project	China	129,241,702	5,083,209
Medium and Large Development Projects (Aid to Nepal)	India	3,223,533	4,626,844

The Tanahu Hydro Power Project is the largest project in this sector with respect to commitment (this is not shown here in the above table as there was no disbursement reported during FY 2013-14) whereas Energy Access and Efficiency Improvement Project is the largest in respect to disbursement. The World Bank Group has been the lead donor in this sector with respect to providing assistance to this sector as in the previous year. There has been substantial decline in disbursement from US\$ 90.73 million in FY 2012-13 to US\$ 58.22 million in FY 2013-14. Loan commitment constitutes 89 percent and TA component comprises of only 1 percent of the total commitment in this sector.

4.5 Road Transportation

Chart 19(a): Total Commitments - Ongoing Projects US\$ 634.5 million

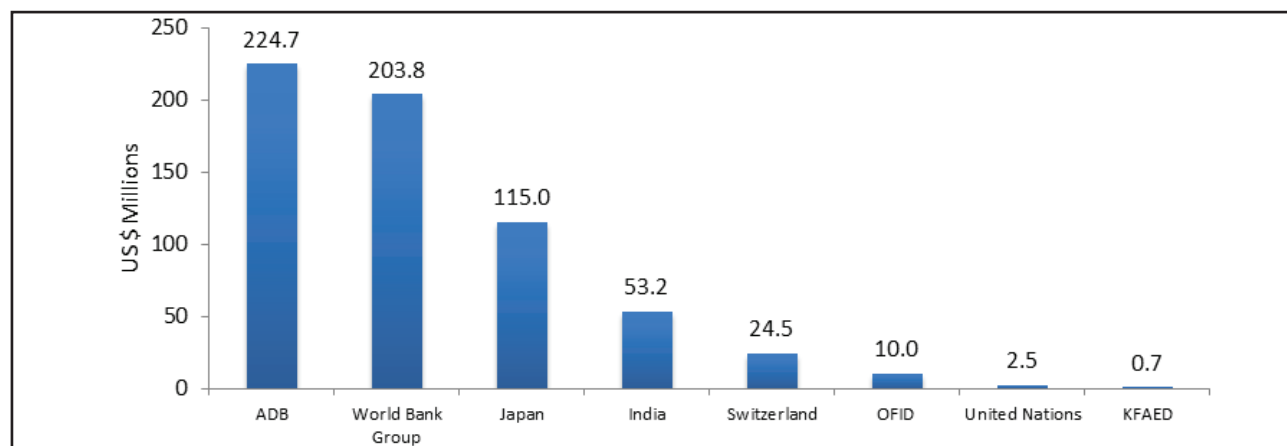


Chart 19(b): Type of Aid Total Commitments for Ongoing Projects

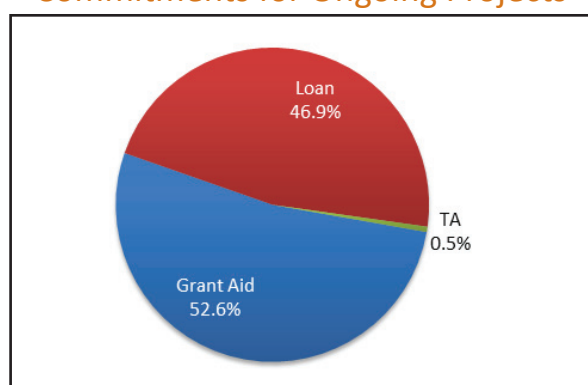


Chart 19(b): Type of Aid Total Commitments for Ongoing Projects

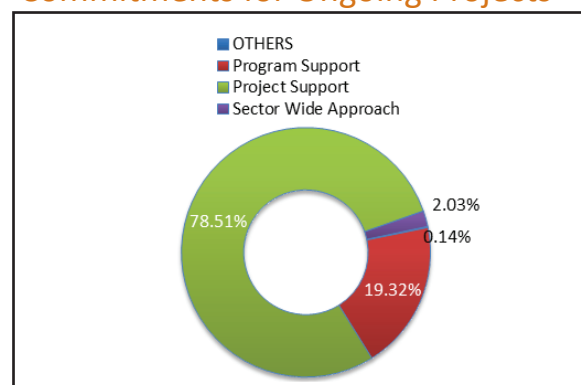


Table 13: Top 5 largest disbursing projects of Road Transportation

Largest 5 disbursing projects in the sector for FY 2013-14	Donor Agency	Total Commitment	Disbursed in FY 2013-14
Bishesor Prasad Koirala Highway (Sindhuli Road Section III) [Nepalthok-Khurkot Segment]	Japan	114,990,369	20,743,961
Road Sector Development Project	IDA	143,830,252	10,110,000
Sub Regional Transport Enhancement Project	ADB	49,000,000	8,643,697
Medium and Large Development Projects (Aid to Nepal)	India	3,223,533	4,626,844
Trial Bridge Sub Sector Programme III	SDC	12,887,410	3,494,121

Road Sector Development Project is the largest project with respect to commitment, whereas the Bishesor Prasad Koirala Highway Project is the largest in respect to disbursement in this sector. The Asian Development Bank has been the largest donor in this sector whereas the World Bank Group was the largest donor in the previous year. There has been a sharp decline in disbursement from USD 108.73 million in FY 2012-13 to USD 51.57 million in FY 2013-14. Of the total commitment, grant covers 52.6 percent, loan 46 percent and TA component comprises only about 0.5 percent of the total commitment in this sector.

4.6 Peace and Reconstruction

Chart 20(a): Total Commitments - Ongoing Projects US\$ 118.2 million

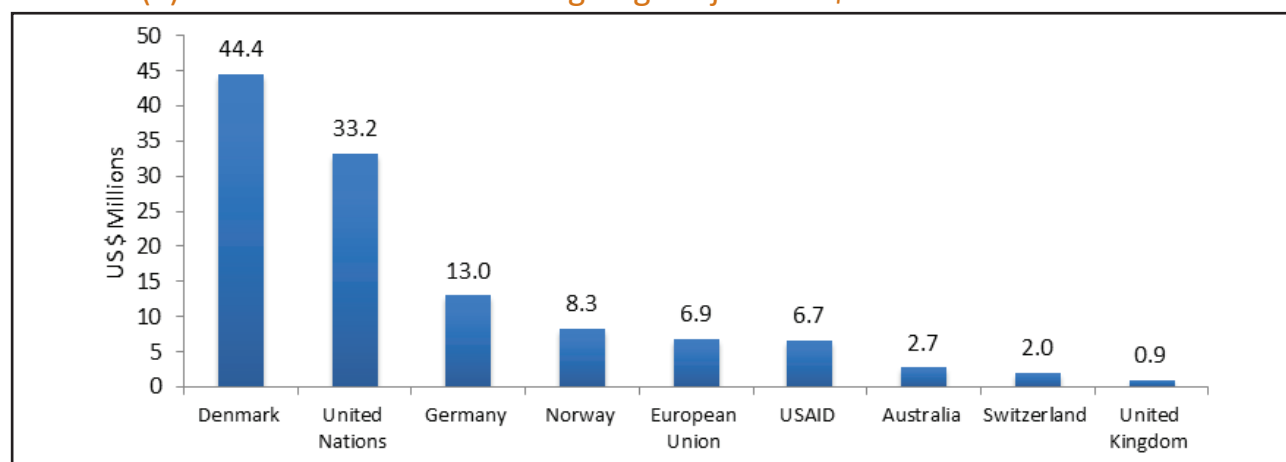


Chart 20(b): Type of Aid Total Commitments for Ongoing Projects

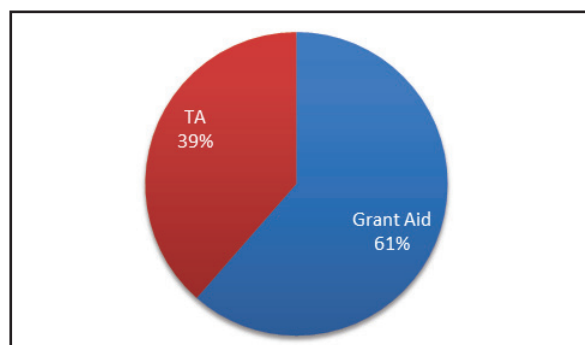


Chart 20(c): Aid Modalities Total Commitments for Ongoing Projects

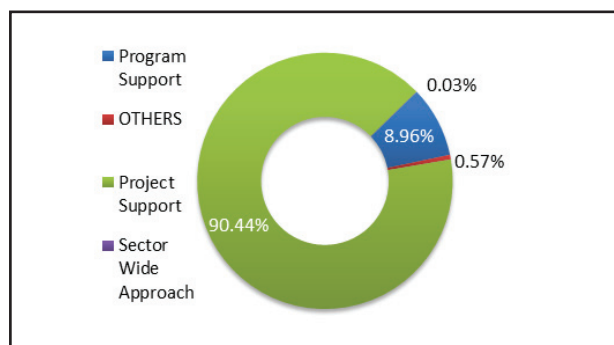


Table 14: Top 5 largest disbursing projects of Peace and Reconstruction

Largest 5 disbursing projects in the sector for FY 2013-14	Donor Agency	Total Commitment	Disbursed in FY 2013-14
Peace Rights and Governance Program, Phase IV (2014-18)	Denmark	36,853,452	6,806,350
Support for Stability and Peace Building	European Union		6,078,617
Support to Peace Process (STPP)	GDC (GIZ)	13,008,990	5,252,750
Nepal Peace Support Programme, phase III	Denmark	7,596,042	2,714,569
SAMBAD: Dialogue for Peace	USAID	2,304,354	2,304,354

Peace Rights and Governance Program, Phase IV is the largest project in this sector with respect to commitment as well as disbursement. Denmark has been the largest donor providing a commitment of US\$ 44.40 million for this sector. There has been a slight increase in disbursement from US\$ 36.52 million in FY 2012-13 to US\$ 46.86 million in FY 2013-14. This sector contains 20 percent element of TA which is the second largest among the sectors. This sector is supported only through grant assistance.

4.7 Economic Reform

Chart 21(a): Total Commitments - Ongoing Projects US\$ 396.6 million

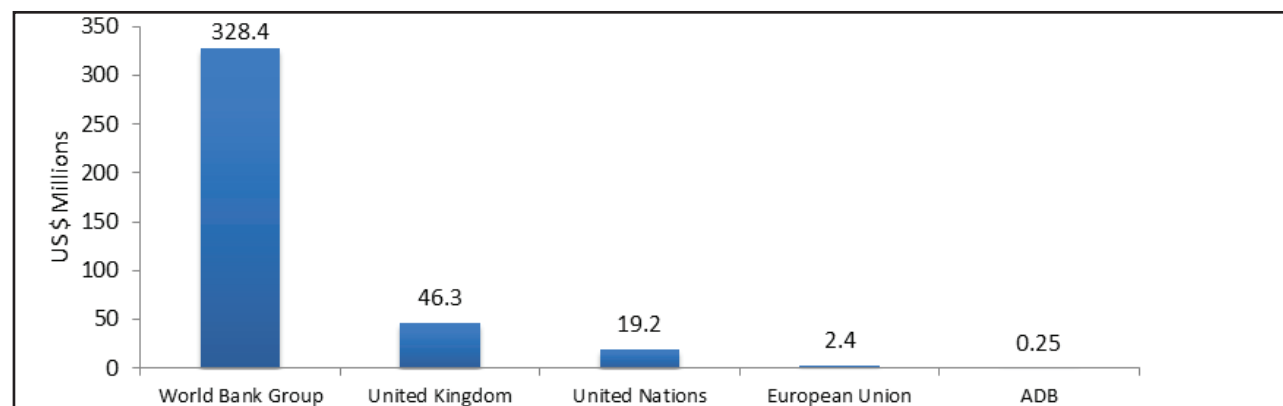


Chart 21(b): Type of Aid Total Commitments for Ongoing Projects

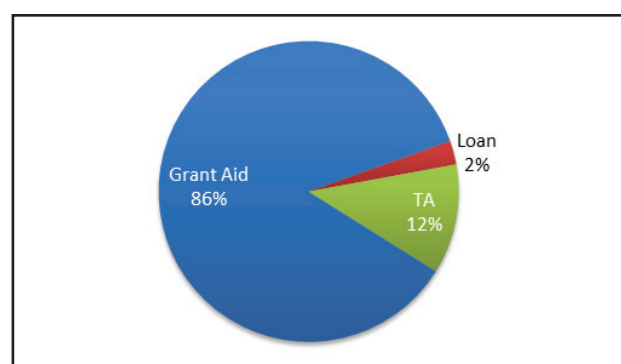


Chart 21(c): Aid Modalities Total Commitments for Ongoing Projects

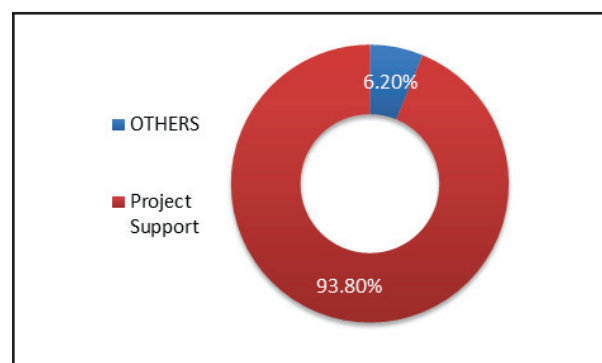


Table 15: Top 5 largest disbursing projects of Economic Reform

Largest 5 disbursing projects in the sector for FY 2013-14	Donor Agency	Total Commitment	Disbursed in FY 2013-14
Poverty Alleviation Fund II	IDA, IFAD, World Bank Trust Funds	332,423,211	24,562,259
Centre for Inclusive Growth	DFID	24,323,210	12,437,671
Nepal Market Development Program	DFID	21,976,233	7,431,660
Western Upland Poverty Alleviation Project (WUPAP)III Phase	IFAD	10,106,981	936,139
Nepal Public Financial Management Multi-Donor Trust Fund	World Bank Trust Funds	2,300,000	641,410

Poverty Alleviation Fund II is the largest project with respect to commitment and disbursement in this sector. The World Bank Group is the lead donor providing largest amount of assistance in this sector. There has been slight increase in disbursement from US\$ 34.63 million in FY 2012-13 to US\$ 46.73 million in FY 2013-14. Grant comprises of 86 percent and TA 12 percent of the total commitment in this sector.

4.8 Agriculture

Chart 22(a): Total Commitments - Ongoing Projects US\$ 434.2 million

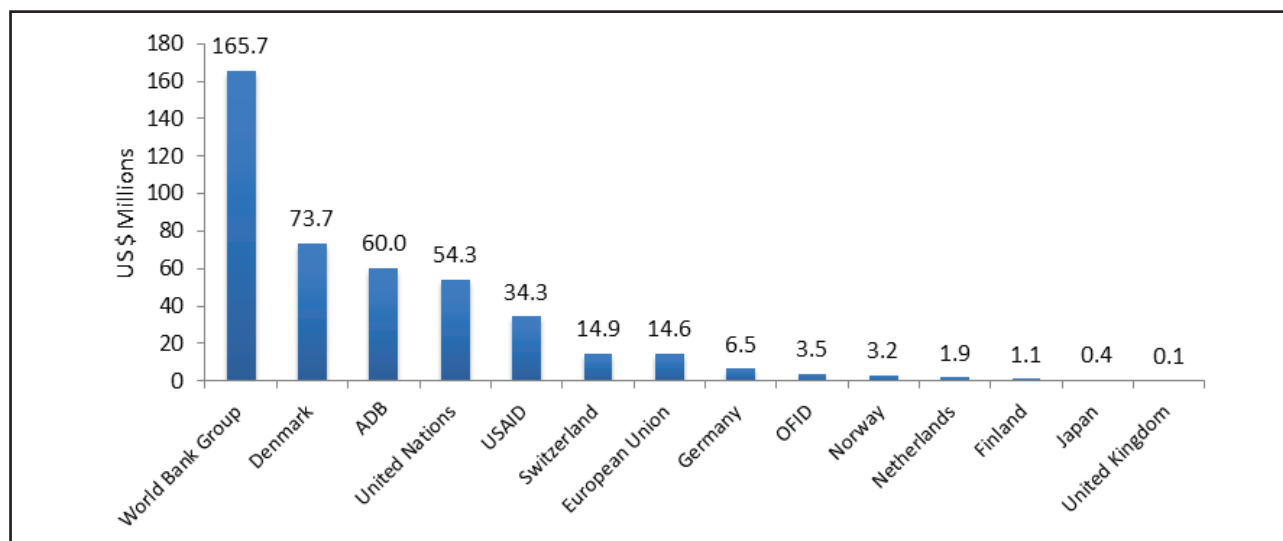


Chart 22(b): Type of Aid Total Commitments for Ongoing Projects

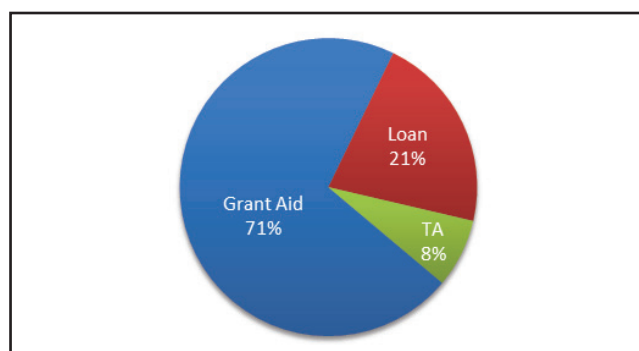


Chart 22(c): Aid Modalities Total Commitments for Ongoing Projects

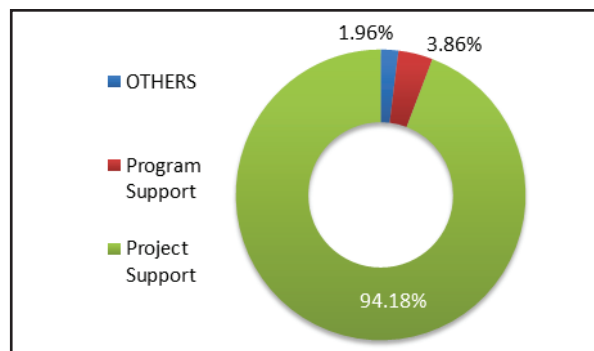


Table 16: Top 5 largest disbursing projects of Agriculture

Largest 5 disbursing projects in the sector for FY 2013-14	Donor Agency	Total Commitment	Disbursed in FY 2013-14
Project for Agriculture Commercialization and Trade (PACT)	IDA	60,000,000	9,210,000
Agriculture and Food Security Project	WMTF	46,500,000	5,134,235
UNNATI- Inclusive Growth Programme in Nepal	Denmark	73,706,904	3,918,386
Irrigation and Water Resources Management Project (IWRMP)	IDA	38,604,790	3,916,800
Mountain Agribusiness and Livelihood Improvement (HIMALI) Project	ADB	20,000,000	1,918,918

The Project for Agriculture Commercialization is the largest with respect to disbursement and UNNATI – Inclusive Growth Program for commitment. The World Bank has been the lead donor in this sector. Volume of disbursement in this sector increased from US\$ 38.27 million in FY 2012-13 to US\$ 44.23 million in FY 2013-14. Grant is 71 percent, loan 21 percent and TA comprises 9 percent of the total commitment in this sector.

4.9 Forest

Chart 23(a): Total Commitments - Ongoing Projects US\$ 155.8 million

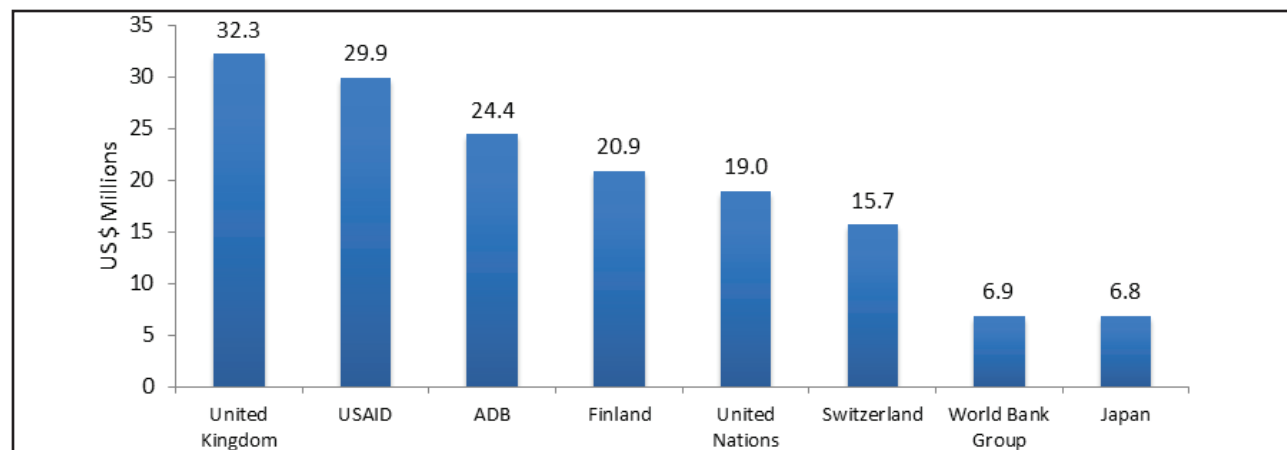


Chart 23(b): Type of Aid Total Commitments for Ongoing Projects

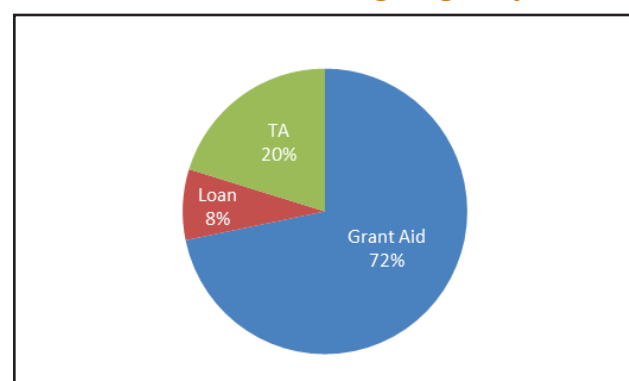


Chart 23(b): Type of Aid Total Commitments for Ongoing Projects

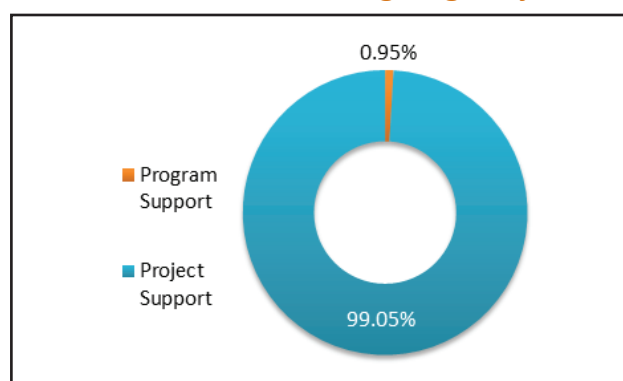


Table 17: Top 5 largest disbursing projects of Forest

Largest 5 disbursing projects in the sector for FY 2013-14	Donor Agency	Total Commitment	Disbursed in FY 2013-14
Multi Stakeholder Forestry Programme (MSFP)	DFID, Finland, SDC	61,680,875	20,151,269
Hariyo Ban Program	USAID	29,947,097	15,060,862
Forest Preservation Project	Japan	6,442,953	3,445,239
Forest Resource Assessment in Nepal	Finland	7,174,208	794,683
REDD-Forestry and Climate Change	WBTF	3,400,000	791,299

Multi Stakeholder Forestry Program is the largest with respect to commitment and disbursement in this sector. UK has been the lead donor with respect to commitment so far in forestry sector. There has been a sharp increase in disbursement from US\$ 12.48 million in FY 2012-13 to US\$ 42.83 million FY 2013-14. The total commitment comprises 72 percent grant, loan 8 percent and 20 percent TA.

4.10 Drinking Water

Chart 24(a): Total Commitments - Ongoing Projects US\$ 389.1 million

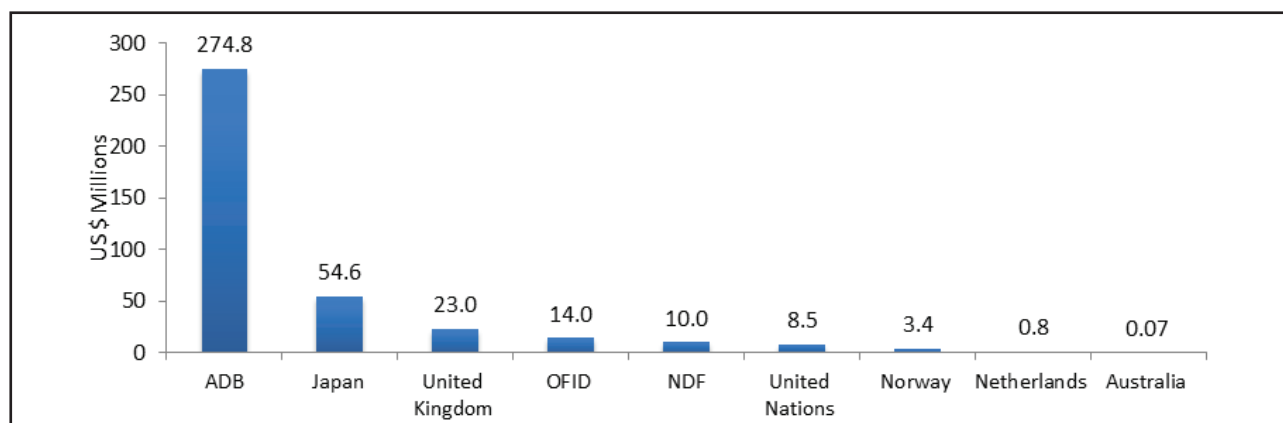


Chart 24(b): Type of Aid Total Commitments for Ongoing Projects

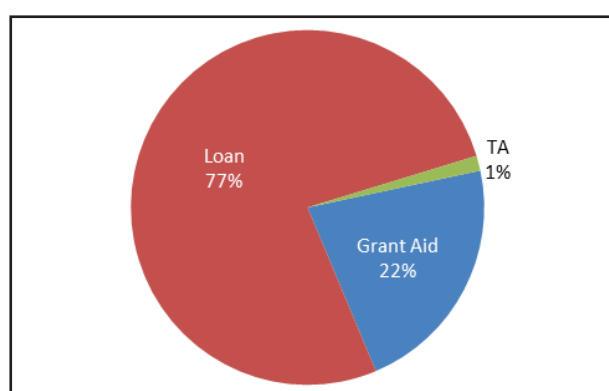


Chart 24(c): Aid Modalities Total Commitments for Ongoing Projects

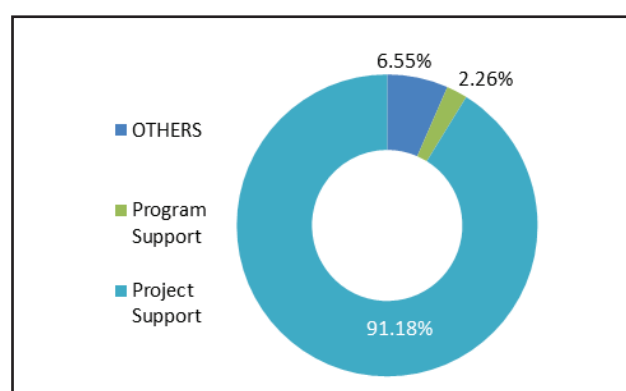


Table 18: Top 5 largest disbursing projects of Drinking Water

Largest 5 disbursing projects in the sector for FY 2013-14	Donor Agency	Total Commitment	Disbursed in FY 2013-14
Melamchi Drinking Water Project	ADB, JICA, NDF, OFID	208,000,000	25,651,597
Second Small town Water Supply and Sanitation Sector Project	ADB	45,100,000	9,522,957
Rural Water & Sanitation Programme (Gurkha Welfare Scheme) Phase V	DFID	23,007,019	1,836,361
Kathmandu Valley Water Services Sector Development Project	ADB	10,236,886	833,124
Third Small Town Water Supply and Sanitation Sector Project	ADB, OFID		307,487

In this sector, the Melamchi Drinking Water Project is the largest project with respect to commitment as well as disbursement. Asian Development Bank is the lead donor of Melamchi Drinking Water Project. There has been slight decline in disbursement in this sector from US\$ 42.27 million in FY 2012-13 to US\$38.84 million in FY 2013-14. Loan comprises of 77 percent, grant 22 percent and TA component 1 percent out of the total commitment in this sector.



5

Trend of Annual Expenditure vs. Annual Budget

Looking at the trend of the Government's total annual budget (including aid component) allocation and expenditure of the last five years (FY 2009-10 to FY 2013-14), more than 80 percent of the budget is spent each year. In FY 2009-10, the budget expenditure was 90.82 percent and the amount spent reached Rs. 259.6 billion against the total budget Rs. 285.9 billion. Whereas, the expenditure amount was Rs. 434.4 billion against Rs. 517.2 billion in FY 2013-14. The budget allocation as well as the expenditure volume has almost doubled from FY 2009-10 to FY 2013-14. In real term, although the annual expenditure has not reached the target each year, the percentage of expenditure against allocation is more positive compared to the expenditure of aid component only.

Table 19: Comparison of Budget and Expenditure in different fiscal years²⁷

Rs. In '000

Fiscal Year	Budget		
	Allocation	Expenditure	% of Expenditure
2009/10	285,930,000	259,689,106	90.82
2010/11	337,900,000	295,363,427	87.41
2011/12	384,900,000	339,167,485	88.12
2012/13	404,824,700	358,637,981	88.59
2013/14	517,240,000	434,423,146	83.99

On the other hand, if we take into consideration of the aid component only, the volume of expenditure over the years has not increased as allocated. The situation is not encouraging compared to the total budget combined with the government and foreign aid. The given table shows that the total aid spent in FY 2009/10 was Rs. 49.7 billion against Rs. 78.5 billion allocated. Similarly, in the FY 2013-14, the total aid expenditure reached only Rs.58.7 billion against Rs. 113.2 billion allocated as the total aid in the same period.

Table 20: Budget Allocation and Expenditure status of Foreign Assistance²⁸

Rs. In '000

Fiscal Year	Budget Allocation	Budget Expenditure	% of Expenditure to Budget
2013/14	113,240,000	58,753,008	51.88
2012/13	72,824,700	47,199,249	64.81
2011/12	99,786,886	51,893,354	52.00
2010/11	87,575,645	57,997,781	66.23
2009/10	78,516,250	49,769,353	63.39

²⁷ Economic Survey 2012-13, 2013-14

²⁸ Economic Survey 2012-13, 2013-14

From the above analysis, we find that the volume of aid allocation in the Government budget is increasing every year but the expenditure has not shown satisfactory progress. The reasons behind this could be partially due to incomplete reporting of direct payment, low pace of development project implementation and low level of capital expenditure. However, low level of expenditure each year indicates that either the budget is allocated without considering the capacity of the implementing agencies or more reforms required in the implementation process. In the years to come, we need to redouble our efforts in the implementation of development projects to improve the present sluggish capital expenditure level.

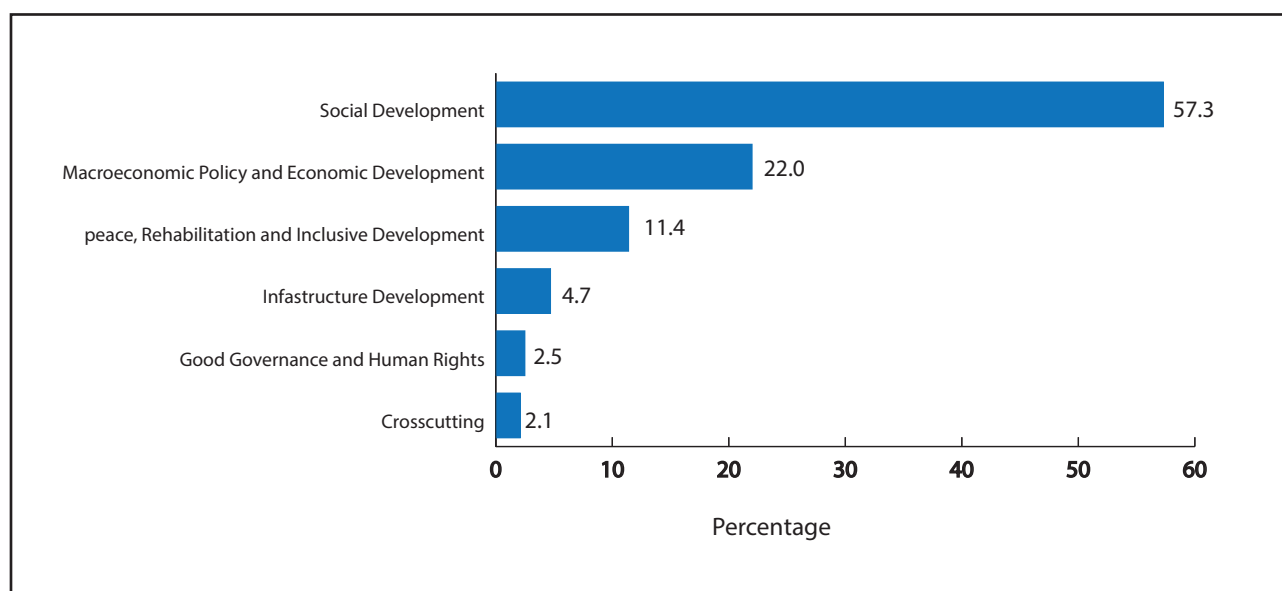
6 INGO Aid Disbursement in FY 2013-14

The volume of aid disbursement from INGOs core funding²⁹ has increased from US\$ 40.8 million in FY 2012-13 to US\$ 76.08 million in FY 2013-14. In the previous fiscal year, all INGOs were not captured in the AMP. As a result, their contribution was reflected as an indicative picture only. INGOs are found engaged in almost all districts of the country and the disbursement consists of grant assistance.

Save the Children is the largest fund provider as an INGOs which alone disbursed US\$ 10.19 million through 32 projects whereas other INGOs have provided fund less than US\$ 7.0 million each for 6 or less projects³⁰. It should be understood that the disbursement here covers only the fund provided by donor's headquarters, not from resident donors in Nepal. The fund disbursed to the INGOs by resident donors in Nepal is already counted under ODA disbursement in the preceding chapters.

Looking at the contribution by sector, INGOs disbursement is US\$ 15.58 million in education followed by US\$ 14.53 million in Health, US\$ 9.27 million in Women, Children and Social Welfare, US\$ 8.24 million in agriculture and US\$ 7.78 million in Livelihood sector³¹.

Chart 25: Distribution of INGOs Aid Disbursements per Policy Cluster of the Three Year Plan



²⁹ INGO disbursement includes only those funds received from donors outside Nepal.

³⁰ Details in Annex-7

³¹ Details in Annex-8

While reviewing the INGOs engagement according to our National Development Plan, 57.3 percent disbursement was made toward social development pillar followed by macroeconomic policy and economic development pillar 22.0 percent, and peace, rehabilitation and inclusive development pillar 11.4 percent among others.

From the point of view of INGOs engagement in the district³², Kathmandu has 26 projects followed by Sindhupalchok (18), Kailali and Kapilbastu (17 each), Bardiya and Chitwan (16 each) and Banke (14). With respect to disbursement, Kailali has US\$ 5.5 million, (highest in disbursed amount) followed by Kaski US\$ 3.86 million and Kathmandu US\$ 3.40 million³³. INGOs engagement through the funding from resident donors in Nepal is separately highlighted in Annex 10.

³² Details in Annex-9

³³ Details in Annex-9

Annexes

Donor-wise Comparative Disbursement for Fiscal Year 2010-11 to 2013-14

S.N.	Donor Group	Actual Disbursements FY 2010-11 (US\$)	Actual Disbursements FY 2011-12 (US\$)	Actual Disbursements FY 2012-13 (US\$)	Actual Disbursements FY 2013-14 (US\$)
1	World Bank Group	256,113,102	269,605,647	231,404,440	276,770,043
2	Asian Development Bank	184,419,986	193,400,498	101,204,607	155,553,208
3	United Kingdom	92,612,422	84,240,019	89,989,120	151,135,383
4	European Union	42,384,482	43,974,932	28,066,696	51,618,780
5	India	50,728,502	50,620,749	63,813,269	47,796,349
6	USAID	48,450,255	22,487,717	67,196,696	45,360,254
7	China	18,843,988	28,344,923	34,120,033	41,381,522
8	Japan	58,691,311	44,090,184	65,759,647	40,592,722
9	Switzerland	27,632,405	33,417,302	41,767,109	33,853,529
10	Denmark	17,832,150	29,099,959	30,549,044	31,368,778
11	Australia	22,067,850	22,729,014	16,064,901	30,237,087
12	United Nations	112,543,336	108,169,072	68,661,608	26,684,005
13	Germany	27,300,849	38,830,532	23,743,866	26,458,910
14	Norway	32,818,161	41,686,343	32,823,348	24,467,086
15	Finland	22,153,680	13,242,353	6,470,909	19,419,234
16	GFATM	18,973,027	15,094,614	28,241,077	11,287,214
17	Korea	22,203,697	4,715,410	14,247,876	8,754,915
18	OFID	5,280,000	-	13,214,303	6,730,793
19	IFAD	-	-	-	4,042,736
20	GAVI	7,520,622	-	798,529	1,928,093
21	Saudi Fund	1,141,351	-	798,696	1,012,251
22	KFAED	-	-	-	103,037
23	SAARC Dev Fund	-	-	-	92,412
24	Netherlands	2,503,206	858,916	1,015,515	-
25	Canada	4,552,367	546,535	-	-
26	Nordic Development Fund	2,943,806	-	-	-
27	Others	-	142,555	-	-
Total		1,079,710,554	1,045,297,273	959,951,292	1,036,648,340

(Source: Aid Management Platform, 25 February 2015, and DCR FY 2010-11, DCR FY 2011-12, DCR FY 2012-13)

Sector-wise Comparative Disbursement for Fiscal Year 2010-11 to 2013-14

S.N.	Primary Sector	Actual Disbursements 2010-11 (US\$)	Actual Disbursements 2011-12 (US\$)	Actual Disbursements 2012-13 (US\$)	Actual Disbursements 2013-14 (US\$)
1	Agriculture	45,942,238	45,859,135	38,277,225	44,235,028
2	Air Transportation	286,070	1,511,465	7,713,829	14,429,509
3	Alternate Energy	25,676,483	13,638,741	11,944,048	13,913,784
4	Commerce	2,057,779	7,987,443	14,496,067	9,158,246
5	Communications	1,358,376	1,500,692	2,926,131	8,135,179
6	Constitutional Bodies	16,337,157	2,174,009	13,278,522	8,659,210
7	Defense	-	-	16,980	612,377
8	Drinking Water	52,892,075	26,801,648	42,278,463	38,842,495
9	Economic Reform	48,555,621	35,077,120	34,636,875	46,737,614
10	Education	202,848,741	229,049,894	140,721,598	175,053,028
11	Energy (including hydro/ electricity)	55,989,055	116,796,452	90,732,113	58,224,336
12	Environment, Science and Technology	-	-	14,150,601	31,429,270
13	External Loan Payment	-	-	14,443,836	-
14	Financial Reform	47,950,476	2,537,260	8,607,936	12,303,464
15	Financial Services	1,828,387	802,923	602,616	2,217,289
16	Forest	26,283,742	15,847,225	12,484,916	42,831,359
17	General Administration	1,303,040	237,321	3,498,765	6,109,213
18	Health	129,633,812	85,078,740	128,514,285	115,723,521
19	Housing	-	-	275,039	-
20	Industry	1,340,663	7,501,286	3,856,458	13,006,347
21	Irrigation	27,987,133	12,304,928	8,931,393	14,542,344
22	Labour	2,057,020	1,073,703	4,566,082	5,595,501
23	Land Reform & Survey	9,128	243,822	2,608	-
24	Livelihood	18,059,999	19,969,218	15,174,926	7,447,062
25	Local Development	135,065,879	153,514,312	118,294,994	152,337,703
26	Meteorology	524,039	347,506	-	-
27	Miscellaneous	3,016,347	637,463	124,042	503,975

S.N.	Primary Sector	Actual Disbursements 2010-11 (US\$)	Actual Disbursements 2011-12 (US\$)	Actual Disbursements 2012-13 (US\$)	Actual Disbursements 2013-14 (US\$)
28	Office Of The Prime Minister	-	8,593,562	4,403,910	5,929,117
29	Others - Economic	4,480,460	19,436,872	9,614,999	11,871,683
30	Others - Social	28,921,179	34,348,601	28,634,910	9,504,861
31	Peace and Reconstruction	37,123,694	42,572,665	36,523,990	46,865,193
32	Planning & Statistics	604,237	852,978	2,745,271	1,016,406
33	Police	-	-	4,241,228	-
34	Policy and Strategic	1,594,183	993,828	949,023	32,908,238
35	Population & Environment	8,496,158	6,458,768	73,637	463,627
36	Renewable Energy				129,219
37	Revenue & Financial Administration	529,010	435,880	794,339	799,362
38	Road Transportation	110,991,413	116,730,820	108,733,850	51,574,246
39	Supplies	11,690,565	2,339,488	14,538,048	-
40	Tourism	687,659	2,609,619	3,794,677	30,761,010
41	Urban Development	10,993,918	15,324,471	6,146,075	13,326,885
42	Women, Children & Social Welfare	15,908,852	13,397,080	7,772,850	8,224,185
43	Youth, Sports & Culture	685,964	710,333	434,136	1,226,453
Total		1,079,710,554	1,045,297,273	959,951,292	1,036,648,340

Source: AMP 25 February, 2015, DCR FY 2010-11, DCR FY 2011-12, DCR 2012-13

District-wise Disbursement for FY 2013-14 (Nationwide projects excluded)

District	Actual Disbursement FY 2013-14, US\$			No. Of Projects		
	On budget	Off budget	Total	On budget	Off budget	Total
Achham	8,294,534	1,513,775	9,808,309	21	26	47
Arghakhanchi	3,379,087	121,898	3,500,985	15	9	24
Baglung	9,140,378	1,521,658	10,662,036	19	14	33
Baitadi	8,039,356	2,958,218	10,997,574	20	21	41
Bajhang	6,771,508	2,037,230	8,808,739	19	19	38
Bajura	10,088,115	1,085,883	11,173,999	16	17	33
Banke	8,592,487	3,217,872	11,810,360	18	27	45
Bara	5,609,383	262,030	5,871,412	18	10	28
Bardiya	3,933,677	1,966,288	5,899,965	17	21	38
Bhaktapur	8,235,348	1,170,020	9,405,368	18	18	36
Bhojpur	4,404,211	1,365,937	5,770,148	11	12	23
Chitwan	4,094,413	1,603,547	5,697,960	17	20	37
Dadeldhura	7,571,701	701,709	8,273,410	19	20	39
Dailekh	10,754,914	1,900,840	12,655,754	23	22	45
Dang Deukhuri	5,518,004	1,385,568	6,903,572	20	23	43
Darchula	5,726,460	905,870	6,632,330	14	13	27
Dhading	3,411,103	1,015,971	4,427,074	19	19	38
Dhankuta	4,575,236	804,668	5,379,903	18	9	27
Dhanusa	4,547,583	741,998	5,289,582	19	14	33
Dolakha	3,262,240	1,584,565	4,846,806	18	19	37
Dolpa	5,616,825	486,013	6,102,837	16	15	31
Doti	6,445,726	928,580	7,374,306	19	21	40
Gorkha	2,947,048	1,642,436	4,589,483	12	19	31
Gulmi	4,629,656	69,468	4,699,125	13	10	23
Humla	11,840,227	553,866	12,394,093	16	18	34
Ilam	2,962,299	984,234	3,946,534	15	15	30

District	Actual Disbursement FY 2013-14, US\$			No. Of Projects		
	On budget	Off budget	Total	On budget	Off budget	Total
Jajarkot	8,227,337	868,281	9,095,618	19	17	36
Jhapa	5,822,154	1,435,959	7,258,113	19	16	35
Jumla	6,906,115	572,640	7,478,756	18	18	36
Kailali	12,835,579	4,547,872	17,383,451	24	35	59
Kalikot	9,601,933	1,541,486	11,143,419	22	18	40
Kanchanpur	5,176,656	546,461	5,723,117	15	17	32
Kapilvastu	5,285,838	881,835	6,167,673	19	18	37
Kaski	3,753,398	13,741,097	17,494,495	14	21	35
Kathmandu	16,319,894	7,193,981	23,513,876	21	35	56
Kavrepalanchok	20,144,998	2,480,038	22,625,036	22	27	49
Khotang	4,469,111	986,130	5,455,241	21	17	38
Lalitpur	8,504,689	1,533,903	10,038,591	17	21	38
Lamjung	5,145,581	1,729,744	6,875,325	12	13	25
Mahottari	15,725,220	1,287,491	17,012,711	19	16	35
Makwanpur	4,469,212	1,309,598	5,778,810	20	14	34
Manang	2,760,495	630,548	3,391,043	9	7	16
Morang	5,979,298	1,791,346	7,770,644	19	20	39
Mugu	10,393,688	491,669	10,885,357	18	16	34
Mustang	2,476,019	664,887	3,140,906	9	8	17
Myagdi	6,618,205	1,011,940	7,630,145	17	16	33
Nawalparasi	5,790,420	1,575,676	7,366,095	17	17	34
Nuwakot	8,466,641	236,421	8,703,062	18	10	28
Okhaldhunga	6,957,852	1,170,956	8,128,808	26	17	43
Palpa	4,720,650	1,528,143	6,248,793	15	12	27
Panchthar	8,132,764	913,475	9,046,239	16	15	31
Parbat	6,284,329	1,086,185	7,370,513	13	15	28
Parsa	6,159,613	417,577	6,577,190	14	11	25
Pyuthan	7,099,032	641,753	7,740,785	20	14	34
Ramechhap	7,204,400	1,378,454	8,582,854	28	23	51
Rasuwa	5,013,985	743,179	5,757,164	12	13	25
Rautahat	5,320,694	765,847	6,086,542	19	11	30
Rolpa	6,290,490	1,032,401	7,322,891	17	20	37
Rukum	6,276,052	405,318	6,681,370	16	16	32
Rupandehi	14,149,335	2,486,931	16,636,265	22	26	48
Salyan	5,868,833	865,247	6,734,080	18	11	29
Sankhuwasabha	7,676,483	1,591,354	9,267,837	14	17	31

Annex 3

District	Actual Disbursement FY 2013-14, US\$			No. Of Projects		
	On budget	Off budget	Total	On budget	Off budget	Total
Saptari	5,597,924	551,527	6,149,451	21	10	31
Sarlahi	980,103	5,248,264	6,228,366	20	17	37
Sindhuli	5,616,318	1,048,418	6,664,736	24	18	42
Sindhupalchok	9,054,069	1,899,401	10,953,470	19	21	40
Siraha	5,228,286	432,280	5,660,566	19	11	30
Solukhumbu	9,985,954	1,684,930	11,670,884	20	17	37
Sunsari	7,288,249	1,241,658	8,529,906	22	17	39
Surkhet	7,349,120	2,443,565	9,792,685	24	26	50
Syangja	5,060,085	1,832,213	6,892,299	14	15	29
Tanahu	9,995,204	525,260	10,520,464	18	12	30
Taplejung	7,830,086	1,083,539	8,913,625	15	12	27
Terhathum	4,539,810	921,961	5,461,771	15	13	28
Udayapur	6,644,091	489,391	7,133,481	20	15	35

(Source: AMP, 25 February, 2015 and National Population and Housing Census, 2011)



4

UN Contribution (Core and Non-Core) in FY 2013-14

S.N.	Project Title	Donor Agency	On/Off Budget	Funding FY 2013-2014
				Total Disbursement
1	Support to Participatory Constitution Building in Nepal (UNDP)	Denmark DFID JICA Norway SDC UNDP	Off Budget	893,456
2	Electoral Support Project Phase II	Denmark DFID Norway UNDP	Off Budget	6,113,282
3	Developing Capacities for Effective Aid Management and Coordination Project	Denmark DFID USAID UNDP	Off Budget	533,987
4	Strengthening the Capacity of the National Human Rights Commission of Nepal (SCNHRC)	DFID Finland SDC UNOHCHR UNDP	Off Budget	746,663
5	Support to Nepal's Transition through improved UN Coherence	DFID Government of Australia Norway SDC UNOHCHR UNDP UNPF	Off Budget	922,472
6	The Local Governance and Community Development Programme (Phase II)	DFID Norway UNDP	Off Budget	1,663,340
7	Conflict prevention programme	DFID UNDP UNPF	Off Budget	1,044,762

Annex 4

S.N.	Project Title	Donor Agency	On/Off Budget	Funding FY 2013-2014
				Total Disbursement
8	Comprehensive Disaster Risk Management Programme (CDRMP)	DFID EU KOICA UNDP UNISDR WBTF	Off Budget	2,359,214
9	Nepal Climate Change Support Programme (NCCSP)	DFID UNDP	Off Budget	177,393
10	Promoting the Effective Governance of Labour Migration from South Asia through Actions on Labour Market Information, Protection during Recruitment and Employment, Skills, and Development Impact	EU ILO	Off Budget	841,521
11	Strengthening Rule of Law and Human Rights Protection System in Nepal Programme	Finland Norway UNDP UNPF	Off Budget	2,187,403
12	Policy assistance for biosecure agrofood supply chain enhanced market access and food security for the small holding rural sector	FAO	Off Budget	106,101
13	TFD11/NEP/002_ Improving nutritional status of children by demonstrating kitchen garden model in schools and its vicinity, Gorkha1	FAO	Off Budget	4,975
14	Support to the National Integrated Pest Management Programme in Nepal	FAO	Off Budget	300,737
15	TCP/NEP/3303Improving national carp seed production system in Nepal	FAO	Off Budget	90,144
16	Sustainable Management and Development of Nonwood Forest Products in Tarai and Siwalik Regions of Nepal	FAO	Off Budget	47,591
17	Gender Responsive Recovery for Sustainable Peace	FAO ILO UNWOMEN UNPF	Off Budget	217,084
18	Combating Citrus Decline Problem in Nepal	FAO	Off Budget	40,187
19	Ginger Competitiveness Project: Enhancing Sanitary and Phytosanitary Capacity of Nepalese Ginger Exports through Public Private Partnerships	FAO	Off Budget	283,043
20	Community Based Flood & Glacial Lake Outburst Risk Reduction	GEF UNDP	Off Budget	245,669
21	Micro Enterprises Development Programme (MEDEP Phase IV)	Government of Australia UNDP	Off Budget	6,082,112

S.N.	Project Title	Donor Agency	On/Off Budget	Funding FY 2013-2014
				Total Disbursement
22	Capacity building of ILO Constituents and major Stakeholders towards creating enabling environment for jobs.	ILO	Off Budget	1,416,391
23	More and Better Jobs, especially for vulnerable groups.	ILO	Off Budget	1,299,819
24	Final Evaluation of MP3W programme(MITRA)	UNWOMEN	Off Budget	1,953
25	Strengthening capacity of NWC to promote women's empowerment and gender equality issues effectively in Nepal(Shantimalika)	UNWOMEN	Off Budget	67,484
26	Facilitating the Implementation of selected activities of the project "Partnership for Equality and Capacity Enhancement" (Shantimalika)	UNWOMEN	Off Budget	56,399
27	Economic empowerment of women through effective policy response programme with focus on foreignabour migration (MOLE)	UNWOMEN	Off Budget	32,615
28	Implementing Activities of the Project "Promoting Gender Responsive Security Sector (PROGRESS): Towards Implementation of UNSCRs 1325 and 1820" with the Ministry of Defense, Government of Nepal	UNWOMEN	Off Budget	8,097
29	To enhance the capacity of local stakeholders on women, peace and security agenda in Kavre, Ramechhap and Sindhuli districts on the implementation of the National Action Plan (NAP) on UNSCRs 1325 and 1820 in the districts (WHR)	UNWOMEN	Off Budget	47,698
30	Developing Capacity of Law Enforcement Officials and Government Officials in Implementing the InCamera Hearing Guideline and Standard Operating Procedure (SOP) in Five Districts of Far and MidWestern Nepal (NJA)	UNWOMEN	Off Budget	27,436
31	Promoting Women's Rights, Protection and Participation in the Post Conflict Situation through strengthening of District Coordination Committee,enhancing leadership skills of women, providing coaching to prepare for civil service examination (SFCG)	UNWOMEN	Off Budget	108,272
32	Capacity building of Women Migrant Workers (WMWs) Network and their mobilization in 15 districts of Nepal	UNWOMEN	Off Budget	45,632
33	For creating a pool of local level counselors to provide psychosocial counseling services to the conflict affected women and girls in three project districts (Kavre, Ramechaap and Sindhuli) – gender responsive recovery for sustainable peace	UNWOMEN	Off Budget	36,197
34	Promoting Gender Responsive Security Sector (PROGRESS): Towards Implementation of UNSCRs 1325 and 1820 (Nepal Army)	UNWOMEN	Off Budget	7,161

Annex 4

S.N.	Project Title	Donor Agency	On/Off Budget	Funding FY 2013-2014
				Total Disbursement
35	“Strengthening Implementation of the Women, Peace and Security Agenda in Nepal: Towards Implementation of National Action Plan on UNSCRs 1325 and 1820” in Kailali districtBASE	UNWOMEN	Off Budget	32,771
36	Strengthening Implementation of the Women, Peace and Security Agenda in Nepal: Towards Implementation of National Action Plan on UNSCRs 1325 and 1820Bajhang(DHS)	UNWOMEN	Off Budget	31,930
37	Skills training on entrepreneurship development and startup support for economic empowerment for conflict affected women and former women combatants in three project districts (Bajhang, Doti and Kailal)	UNWOMEN	Off Budget	18,310
38	Strengthening the institutional capacity of the Judiciary, Local Administration, DDC and CSOs to increase conflict affected women/girls’ access to gender responsive justice in five project districts of mid and farwest,NepalInt’l Alert Int’l Alert	UNWOMEN	Off Budget	67,216
39	Developing Capacity of Law Enforcement Officials (Judges, Prosecutors, Lawyers, Police) and Government Officials (MoLJCAPA, MoWCSW, Women and Children Office, District Administrative Office) in Implementing the InCamera Hearing Guideline and Standard Operation	UNWOMEN	Off Budget	27,436
40	Conducting awareness campaign in the constituencies for gender responsive electoral process (propublic)	UNWOMEN	Off Budget	129,313
41	Strengthening Implementation of the Women, Peace and Security Agenda in Nepal: Towards Implementation of the National Action Plan on UNSCRs 1325 and 1820CDS	UNWOMEN	Off Budget	30,647
42	Sustaining the gains of foreign labour migration through the protection of migrant workers’ rightsPeople Forum	UNWOMEN	Off Budget	33,286
43	For conducting Women’s Safety Audits in one selected VDC in each of the six project districts in Mid, Far and Central Region to promote safe communities for allDidibahini	UNWOMEN	Off Budget	19,172
44	Implementing Activities of the Project “Strengthening Implementation of the Women, Peace and Security Agenda in Nepal: Towards Implementation of the National Action Plan on UNSCRs 1325 and 1820” MWCSW	UNWOMEN	Off Budget	57,121
45	Tracking Study of Gender Based Violence Cases in Nepal (UCL)	UNWOMEN	Off Budget	19,433

S.N.	Project Title	Donor Agency	On/Off Budget	Funding FY 2013-2014
				Total Disbursement
46	Development of a Booklet and Video on Sustaining the Gains of Foreign Labour Migration through the Protection of Migrant Workers' Rights	UNWOMEN	Off Budget	5,835
47	Renewable Energy for Rural Livelihoods (RERL)	UNDP	Off Budget	370,000
48	Armed Violence Reduction and Strengthening Community Security Project (AVRSCS)	UNDP UNPF	On Budget	538,000
49	Livelihood Recovery for Peace (LRP) Project	UNDP	Off Budget	1,705,972
50	Project to Prepare the Public Administration for State Reforms (PREPARE)	UNDP	Off Budget	937,000
51	Crisis Prevention and Recovery Support to Nepal	UNDP	Off Budget	550,000
52	Renewable Energy for Rural Livelihood(RERL)	UNDP	Off Budget	1,127,868
53	Ecosystem Based Adaptation in Mountain Ecosystems	UNDP UNEP	Off Budget	150,000
54	6113104012KAT (Education) Promoting education for sustainable development with a particular focus on integrating disaster risk reduction and management in the education sector	UNESCO	Off Budget	20,000
55	Output 1 (NPL7U501): Strengthened national and subnational healthsystem capacity within the coordinated multisectoral response to sexual and genderbased violence (Off Budget)	UNFPA	Off Budget	431,611
56	Output 1 (NPL7U501): Strengthened national and subnational healthsystem capacity within the coordinated multisectoral response to sexual and genderbased violence (On budget)	UNFPA	On Budget	87,832
57	Output 2 (NPL7U102): Improved data availability and analysis for evidencebased decisionmaking and policy formulation on population dynamics, adolescent sexual and reproductive health, and gender equality (Off Budget)	UNFPA	Off Budget	340,810
58	Output 2 (NPL7U102): Improved data availability and analysis for evidencebased decisionmaking and policy formulation on population dynamics, adolescent sexual and reproductive health, and gender equality (On Budget)	UNFPA	On Budget	131,805
59	Output 3 (NPL7U103): Strengthened capacity of networks for youth and for vulnerable women at central and local levels to influence development policies, plans and budgets (Off Budget)	UNFPA	Off Budget	149,240

Annex 4

S.N.	Project Title	Donor Agency	On/Off Budget	Funding FY 2013-2014
				Total Disbursement
60	Output 1 (NPL7U101): Strengthened capacity of relevant government ministries at national and subnational levels to address population dynamics and its interlinkages in policies, programmes and budgets (Off Budget)	UNFPA	Off Budget	789,037
61	Output 1 (NPL7U101): Strengthened capacity of relevant government ministries at national and subnational levels to address population dynamics and its interlinkages in policies, programmes and budgets (On Budget)	UNFPA	On Budget	90,630
62	Output 2 (NPL7U503): Communities are engaged in preventing early marriage and other practices that discriminate against and harm young women(Off budget)	UNFPA	Off Budget	339,366
63	Output 2 (NPL7U502): Enhanced capacity of men and women to prevent genderbased violence and support women seeking multisectoral services on genderbased violence (On Budget)	UNFPA	On Budget	42,258
64	Output 2 (NPL7U502): Enhanced capacity of men and women to prevent genderbased violence and support women seeking multisectoral services on genderbased violence (Off Budget)	UNFPA	Off Budget	572,190
65	Output 3 (NPL7U103): Strengthened capacity of networks for youth and for vulnerable women at central and local levels to influence development policies, plans and budgets (On Budget)	UNFPA	On Budget	
66	Output 2: NPL7U602 Increased capacity of women and youth to access highquality sexual and reproductive health services (OFF BUDGET)	UNFPA	Off Budget	537,436
67	Output 2 (NPL7U602): Increased capacity of women and youth to access highquality sexual and reproductive health services (On Budget)	UNFPA	On Budget	84,220
68	NPL7A101: Programme Coordination and Assistance (PCA:Off Budget)	UNFPA	Off Budget	38,749
69	Output 1 (NPL7U601): Strengthened capacity of health institutions and service providers to plan, implement and monitor highquality comprehensive sexual and reproductive health services (OFF BUDGET)	UNFPA	Off Budget	1,629,801
70	Output 1 (NPL7U601): Strengthened capacity of health institutions and service providers to plan, implement and monitor highquality comprehensive sexual and reproductive health services (ON BUDGET)	UNFPA	On Budget	524,880

S.N.	Project Title	Donor Agency	On/Off Budget	Funding FY 2013-2014
				Total Disbursement
71	Output 2 (NPL7U503): Communities are engaged in preventing early marriage and other practices that discriminate against and harm young women (On Budget)	UNFPA	On Budget	2,219
72	Country Programme 200319	WFP	On Budget	5,370,677
73	Districtwide Implementation of Maternal and Neonatal Near Miss Reviews in Nepal: An Implementation Research Study to Inform Scaleup	WHO	Off Budget	32,014
74	SENEP1206730 Reduce the health consequences of emergencies and conflicts	WHO	Off Budget	6,790
TOTAL				45,129,167

Source: AMP

Note: Total disbursement here covers both core funding (US\$ 26.68 million) and non-core funding administered by UN but received from other donors in Nepal (US\$ 18.44 million). Fund so received from other donors (non-core funding) is included under the disbursed amount of the relevant donor. IFAD contribution is shown separately though it was included under UN country team in the previous year. Despite this, the whole contribution from UN country team seems sharply declined in FY 2013-14.

Donor-wise Disbursement by On-budget and Off-budget projects for FY 2013-14

Donor	On budget		Off budget		Total Disbursement
	Disbursement	Percentage	Disbursement	Percentage	
ADB	149,523,947	96%	6,029,261	4%	155,553,208
Australia	8,783,655	29%	21,453,432	71%	30,237,087
China	12,381,538	30%	28,999,984	70%	41,381,522
Denmark	25,888,000	83%	5,480,778	17%	31,368,778
European Union	5,107,536	10%	46,511,244	90%	51,618,780
Finland	18,312,880	94%	1,106,354	6%	19,419,234
GAVI	1,928,093	100%			1,928,093
Germany	5,322,355	20%	21,136,556	80%	26,458,910
GFATM	7,833,168	69%	3,454,046	31%	11,287,214
IFAD	4,042,736	100%			4,042,736
India	47,796,349	100%			47,796,349
Japan	35,877,682	88%	4,715,040	12%	40,592,722
KFAED		0%	103,037	100%	103,037
Korea	212,655	2%	8,542,260	98%	8,754,915
Norway	10,011,830	41%	14,455,255	59%	24,467,086
OFID	6,730,793	100%			6,730,793
SAARC Dev Fund	92,412	100%			92,412
Saudi Fund	1,012,251	100%			1,012,251
Switzerland	30,805,536	91%	3,047,993	9%	33,853,529
United Kingdom	82,966,088	55%	68,169,295	45%	151,135,383
United Nations	6,872,521	26%	19,811,484	74%	26,684,005
USAID		0%	45,360,254	100%	45,360,254
World Bank Group	271,690,229	98%	5,079,814	2%	276,770,043
TOTAL	733,192,254		303,456,086		1,036,648,340

Source: AMP

Project-wise Commitment and Disbursement for FY 2013-14

Counterpart Ministry (no. of projects)	Donor Agency	Project Title	Funding FY 2013 - 2014	
			New Commitments	Actual Disbursements
Election Commission (5)			463,623	6,736,272
	Norway	Support to election commission on CA election and legislation reform		(26,228)
	EU	CTR 271378 Enhancing Electoral Education and Observation of Elections in Nepal		245,100
	Denmark DFID Norway UNDP	Electoral Support Project Phase II		6,113,282
	Norway	Support to National Election Observations (GEOC)	313,988	274,805
	UN WOMEN	Conducting awareness campaign in the constituencies for gender responsive electoral process - (pro-public)	149,635	129,313
Ministry of Agriculture Development (44)			102,345,734	48,945,448
	FAO	Sustainable Management and Development of Non-wood Forest Products in Tarai and Siwalik Regions of Nepal		47,591
	Norway	Integrated Pest Management Phase II		725,958
	EU	Strengthening participation and influence of poor and vulnerable farmers and fishermen in decision-making processes related to food security (CTR 301109)		663,988
	EU	CTR 320943 Sustainable agriculture development for smallholder and marginalised farmers in far western hill of Nepal.		315,601
	EU	CTR 320495 POSAN FS- Promotion of sustainable Agriculture for nutrition and food security		324,295
	EU	CTR 320826 Initiative for Agriculture Productivity and commercialization		324,009
	Norway	Crop Protection and Pesticide Development - National Integrated Pest Management Program (IPM) Phase II		720,114

Annex 6

Counterpart Ministry (no. of projects)	Donor Agency	Project Title	Funding FY 2013 - 2014	
			New Commitments	Actual Disbursements
	USAID	Monitoring and Evaluation Feed the Future	1,496,524	500,000
	ADB	Commercial Agriculture Development Project (CADP)		16,774
	ADB	Emergency Flood Damage Rehabilitation Project		
	ADB	Raising Incomes of Small and Medium Farmers Project (RISMFP) - Crops Diversification		1,659,799
	ADB	Mountain Agribusiness and Livelihood Improvement (HIMALI) Project		1,918,918
	ADB	TA 7298: Himali Project		99,699
	ADB	TA 7762: Preparation of the Agricultural Development Strategy		187,398
	USAID	Hill Maize Research Program	215,958	215,958
	IDA	Irrigation and Water Resources Management Project (IWRMP)	17,000,000	3,916,800
	ADB OFID	Community-Managed Irrigated Agriculture (Sector) Project CMIASP		971,865
	Norway	Fish Farming Development in Nepal		61,686
	IFAD	High Value Agriculture Project in Hill and Mountain Areas (HVAP)		1,872,490
	SDC	Hill Maize Research Project (HMRP) - Phase IV	395,376	850,000
	EU	CTR 261122 Agriculture and Nutrition Extension Project (ANE)		1,855,518
	EU	CTR 339776 Mid-term Evaluation of Support to Institutionalizing the Nepal Food Security Monitoring and Analysis System (NeKSAP)		28,027
	FAO	Policy assistance for bio-secure agro-food supply chain enhanced market access and food security for the small holding rural sector		106,101
	FAO	Support to the National Integrated Pest Management Programme in Nepal		300,737
	FAO	TFD-11/NEP/002_ Improving nutritional status of children by demonstrating kitchen garden model in schools and its vicinity, Gorkha-1		4,975
	FAO	TCP/NEP/3303-Improving national carp seed production system in Nepal		90,144
	FAO	Combating Citrus Decline Problem in Nepal		40,187
	USAID	Knowledge-based Integrated Sustainable Agriculture and Nutrition Project (KISAN)		(1,268,060)

Counterpart Ministry (no. of projects)	Donor Agency	Project Title	Funding FY 2013 - 2014	
			New Commitments	Actual Disbursements
	ADB CIF WBTF	Strategic Program for Climate Resilience (SPCR) Pilot Program for Climate Change (PPCR)		3,035,096
	WBTF	Agriculture and Food Security Project		5,134,235
	USAID	IFPRI (International Food Policy Research Institute)		1,000,000
	USAID	FtF- Food Security and Crisis Management (CSISA)	500,000	50,000
	Denmark	UNNATI- Inclusive Growth Programme in Nepal	73,706,904	3,918,386
	USAID	Global Health and Food Security in Nepal	3,993,600	636,434
	IDA	Project for Agriculture Commercialization and Trade (PACT)		9,210,000
	IDA	Rani JamaraKulariya Irrigation Project		3,510,000
	FAO	Ginger Competitiveness Project: Enhancing Sanitary and Phytosanitary Capacity of Nepalese Ginger Exports through Public Private Partnerships		113,217
	DFID SDC	Vegetable Seed Project Phase 3		537,823
	SDC	Home Garden Project Phase 3	37,372	68,336
	SDC	Sustainable Soil Management Program(SSMP), Phase IV		1,795,748
	IFAD	Improved Seeds for Farmers Programme	5,000,000	412,804
	WBTF	Zoonoses Control Project		1,290,000
	EU	CTR 283276 Support to Institutionalizing the Nepal Food Security Monitoring and Analysis System NeKSAP		1,672,610
	EU	CTR 315596 Audit - Agriculture and Nutrition Extension Project (ANE)		10,190
Ministry of Commerce and Supplies (4)			2,004,276	5,038,173
	GDC (GIZ)	Trade Promotion Programme (TPP)	2,004,276	698,319
	Denmark	B2B Programme		170,028
	IDA	Nepal-India Regional Trade and Transport Project		4,000,000
	FAO	Ginger Competitiveness Project: Enhancing Sanitary and Phytosanitary Capacity of Nepalese Ginger Exports through Public Private Partnerships		169,826
Ministry of Cooperative and Poverty Alleviation (2)				1,214,336
	EU	Unnati (Prosperity)CRT 308298		278,197
	IFAD	Western Upland Poverty Alleviation Project (WUPAP)III Phase		936,139

Annex 6

Counterpart Ministry (no. of projects)	Donor Agency	Project Title	Funding FY 2013 - 2014	
			New Commitments	Actual Disbursements
Ministry of Culture, Tourism and Civil Aviation (7)			80,141,288	44,839,092
	DFID	Great Himalayan Trail Development Programme		497,542
	ADB	Air Transport Capacity Enhancement Project		14,429,509
	ADB OPEC	South Asia Tourism Infrastructure Development Project	16,500,000	351,427
	China	Procurement of Aircrafts from China (1 MA 60 3 Y12E)	62,900,000	28,999,984
	UNESCO	72-40113101-KAT (Culture) - Enhancing national capacities for the effective implementation of the 1972 Convention		12,500
	UNESCO	Strengthening the Conservation and Management of Lumbini, the Birthplace of the Lord Buddha, World Heritage Property (Phase II)		728,788
	KOICA	Master Plan for the Lumbini World Peace City Preservation and Development		560,630
Ministry of Defence (2)			-	15,258
	UNWOMEN	Implementing Activities of the Project “Promoting Gender Responsive Security Sector (PROGRESS): Towards Implementation of UNSCRs 1325 and 1820” with the Ministry of Defense, Government of Nepal		8,097
	UNWOMEN	Promoting Gender Responsive Security Sector (PROGRESS): Towards Implementation of UNSCRs 1325 and 1820 - (Nepal Army)		7,161
Ministry of Education (28)			105,008,177	175,274,671
	EU	CTR 334464 Teaching to Learn: Improving learning outcomes for marginalized children in Nepal by developing teacher training and early grade literacy and numeracy.		196,508
	EU	CTR 160539 Education Sector Policy Support Programme		2,026,206
	EU	CTR 216469 Access to education for vulnerable and marginalized groups in Karnali		76,541
	EU	CTR 216475 Promoting quality and inclusive education for out of reach children in Nepal		164,102
	EU	CTR 216441 Enhancing the Capacity of School Aiming to Provide Quality Educational Opportunities for All: Special Focus on Poor and Marginalised Communities in Western Terai Districts		148,691
	EU	CTR 343946 Nepal- formulation of EU support to TVET sector		95,947

Counterpart Ministry (no. of projects)	Donor Agency	Project Title	Funding FY 2013 - 2014	
			New Commitments	Actual Disbursements
	Government of Australia	School Sector Reform Program (School Safety Component)		
	Government of Australia	South Asia Regional Program Management (AUSAID)		503,975
	Government of Australia	Australian Scholarships		2,193,936
	ADB	TA 7760: Support for the Implementation of School Sector Reform		21,274
	ADB	TA 7973-NEP: Strengthening Higher Engineering Education		19,447
	UNESCO	61-13104012-KAT (Education) Promoting education for sustainable development with a particular focus on integrating disaster risk reduction and management in the education sector		20,000
	EU	CTR 251023 Alleviate unemployment by upgrading skills		229,047
	WFP	Country Programme 200319		1,879,737
	ADB	TA 7992-NEP: Skills Development Project	20,000,000	75,874
	ADB	G0345 Skills Development Project		1,664,069
	Norway	Development Dialogue	230,258	137,161
	EU	Alleviate unemployment by upgrading the relevant Vocational Education Training Providers and Microfinance Institutions (YUWAccess)		229,047
	USAID	Business Literacy- Nepal	4,095,155	682,618
	DFID SDC	Employment Fund Phase I	2,209,232	6,387,655
	EU	CTR 334311 School Sector Reform Plan (SSRP II) Programme , Nepal		15,326,738
	KOICA	The Establishment of the Technical Training Center (TTC) at Kathmandu University		1,343,117
	KOICA	Establishment of the ICT Center to Enhance ICT Capabilities in Nepal		319,309
	USAID	Global Health and Food Security in Nepal	998,400	159,109
	IDA	Enhanced Vocational Education and Training Project (EVENT)	(10,250,000)	6,810,000
	ADB	TA 7935-NEP: Capacity Development for School Sector Reforms		259,724
	IDA WBTF	Second Higher Education Project (including JSDF Secondary School Stipend project)		16,240,000

Annex 6

Counterpart Ministry (no. of projects)	Donor Agency	Project Title	Funding FY 2013 - 2014	
			New Commitments	Actual Disbursements
	ADB Denmark DFID EU Finland Government of Australia IDA JICA Norway UNICEF WBTF	School sector Reform Program (SSRP)	87,725,131	118,064,840
Ministry of Energy (27)			57,853,965	51,346,481
	Norway	Assistance for Feasibility Studies of Small and Medium Size Hydro Power Projects		(168,201)
	Norway	Sediment handling and headwork design of hydropower stations		160,527
	IDA	Nepal India Electricity Transmission and Trade Project (NIETTP)2011, + Additional Financing 2013	39,000,000	
	China	Upper Trishuli 3A Hydroelectric Project		5,083,209
	ADB	Detailed Engineering Study for the Upper Seti Hydropower Project		360,996
	ADB	TA 7590-NEP: Preparing Hydropower Development for Energy Crisis		208,016
	ADB	TA7628-NEP: Energy Sector Capacity Building		4,349
	ADB	TA 8266-NEP: Sub regional Electricity Transmission Capacity Enhancement		175,540
	ADB JICA EIB Nepal Electricity Authority	Tanahu Hydropower Project		
	GDC (KfW)	Middle MarsyangdiHydroelectric Project		1,182,928
	GDC (GIZ)	Energising Development (EnDev) Nepal	2,071,537	260,106
	IDA	Irrigation and Water Resources Management Project (IWRMP)	16,500,000	3,801,600
	ADB Norway	Electricity Transmission Expansion and Supply Improvement Project (ETESIP)		751,812
	IDA	Kali Gandaki A Hydropower Plant Rehabilitation Project		1,000,000
	Korean Exim Bank	Chameliya Hydro Electric Project		212,655
	India	Medium and Large Development Projects (Aid to Nepal)		2,313,422

Counterpart Ministry (no. of projects)	Donor Agency	Project Title	Funding FY 2013 - 2014	
			New Commitments	Actual Disbursements
	ADB	Energy Access and Efficiency Improvement Project (EAEIP)		16,487,115
	ADB	TA 7923, Gender Focused Capacity Building in Clean Energy		66,050
	ADB	TA-8412 SASEC Power Systems		61,070
	ADB	TA- 8329 Support for Sustainable Energy Management and Reforms		264,584
	Norway	Development Dialogue	237,236	141,317
	SDC	Power Plant Extension SalleriChialsa Electricity Company (SCECO) – Single Phase	45,193	57,574
	India Exim Bank	Rahughat Hydropower Project		1,066,036
	India Exim Bank	Dhalkebar-Bhittamod Transmission Line		715,775
	IDA	Kabeli Transmission Project		5,330,000
	IDA	Nepal - India Electricity Transmission and Trade Project		9,860,000
	IDA	Power Development Project		1,950,000
			397,038,203	153,196,665
Ministry of Federal Affairs and Local Development (60)	ADB	TA-9159 Supporting for Targeted & Sustainable Development for Highly Marginalised Groups		270,000
	DFID Norway UNDP	The Local Governance and Community Development Programme (Phase II)	970,073	1,663,340
	Norway	Support to Constitution Making and Implementation		(52,877)
	DFID	Community Support Programme Phase - II		9,971,685
	SDC	Rehabilitation of Critical Trail Bridges		
	Finland	Rural Water Supply and Sanitation Project in Western Nepal, Completion Phase (RWSSP-WN II)	18,305,719	545,022
	EU	CTR 335585 Empowerment and Democracy – Maintaining the Role of NSAs in Local Governance and Accountability		224,378
	Government of Australia	Nepal Water for Health Program		
	DFID	Rural Access Programme Phase III		16,691,520
	Finland	Rural Water Supply and Sanitation Project in Western Nepal [RWSSP-WN]		4,365,607
	Finland	Strengthening of Environmental Administration and Management at the Local Level [SEAM,N]		3,070,128

Annex 6

Counterpart Ministry (no. of projects)	Donor Agency	Project Title	Funding FY 2013 - 2014	
			New Commitments	Actual Disbursements
	Finland	Rural Village Water Resource Management Project Phase- II		6,803,391
	DFID	Nepal Rural Access Programme Phase- II		4,532,399
	DFID	Pilot Trail Bridge Support Program		
	Norway	Child Friendly Local Governance CFLG		1,329,102
	ADB Denmark DFID Norway SDC	Local Governance and Community Development Program (LGCDP)- I Phase		
	ADB	TA 7597-NEP: Capacity Building for Waste Management		22,704
	ADB	TA 7982-NEP: Strengthening Municipalities for Urban Sector Delivery		238,371
	ADB	Nepal Registration programme (JFPR 9157-NEP: Reducing Child Malnutrition through Social Protection)		311,480
	JICA	Strengthening Community Mediation Capacity for Peaceful and Harmonious Society		489,411
	GDC (GIZ)	Improvement of Livelihoods in Rural Areas (ILRA)		1,937,690
	GDC (GIZ)	Sub-national Governance Programme, Nepal (SUNAG)		4,587,668
	WFP	Country Programme 200319		1,879,737
	IDA WBTF	Social Safety Nets Project (Nepal Food Crisis Programme)		430,000
	Norway	Governance Training to Local Government in Nepal -LDTA	519,530	349,148
	IDA	Strengthening National Rural Transport Programme (SNRTP)	100,000,000	5,000,000
	ADB DFID OFID SDC	Rural Reconstruction and Rehabilitation Sector Development Program[RRRSDP]	6,170,040	5,758,009
	Norway	Quality assurance of Governance support (LGCDP-TA)		24,123
	Norway	Development Dialogue	230,258	137,161
	Norway	Promoting Participatory Democracy - MIREST		168,061
	WFP	Rural Community Infrastructure Development Programme/Works (WFP CPAP 2013- 2017)	102,606,850	
	SDC	State Building at Local Level Phase 1		

Counterpart Ministry (no. of projects)	Donor Agency	Project Title	Funding FY 2013 - 2014	
			New Commitments	Actual Disbursements
	SDC	Strengthening the Accountability of Local Government		1,105,145
	SDC	Local roads improvement Programme (LRIP)	21,974,129	
	SDC	District Roads Support Program (DRSP) Phase IV		6,759
	SDC	Motorable Local Road Bridge Program Phase I	8,125,677	4,928,008
	SDC	Local Infrastructure for Livelihood Improvement Project-II	3,161,430	3,361,690
	Denmark DFID JICA Norway SDC UNDP	Support to Participatory Constitution Building in Nepal (UNDP)	688,930	893,456
	Denmark DFID Norway SDC	Local Governance and Community Development Programme, Phase II (LGCDP II)	126,356,003	7,030,461
	Japan	Project for Enhancing Community Capacity in Roshi Area of Kavrepalanchok District	882,471	12,007
	SDC	Trial Bridge Sub Sector Programme III	2,600,217	3,494,121
	UNFPA	Output 3 (NPL7U103): Strengthened capacity of networks for youth and for vulnerable women at central and local levels to influence development policies, plans and budgets (On Budget)		
	UNFPA	Output 1 (NPL7U101): Strengthened capacity of relevant government ministries at national and subnational levels to address population dynamics and its interlinkages in policies, programmes and budgets (Off Budget)	593,331	473,422
	UNFPA	Output 1 (NPL7U101): Strengthened capacity of relevant government ministries at national and subnational levels to address population dynamics and its interlinkages in policies, programmes and budgets (On Budget)	126,860	45,315
	UNFPA	Output 2 (NPL7U102): Improved data availability and analysis for evidence-based decision-making and policy formulation on population dynamics, adolescent sexual and reproductive health, and gender equality (On Budget)	190,868	92,264
	India	Small Development Projects (India)		34,766,450
	USAID	Strengthening Political Parties Electoral and Legislative Processes(SPPELP)	2,604,000	2,604,000
	Denmark	Local Grant Authority (LGA)	912,442	1,774,341

Annex 6

Counterpart Ministry (no. of projects)	Donor Agency	Project Title	Funding FY 2013 - 2014	
			New Commitments	Actual Disbursements
	ADB OFID SDC	Second Phase of Decentralized Rural Infrastructure and Livelihood Project.		7,897,312
	ADB SDC	Decentralized Rural Infrastructure and Livelihood Project (DRILP)		1,728,640
	ADB	TA 8173-NEP: Strengthening Public Management Capacity		652,541
	ADB	Japan Fund for Poverty Reduction(JFPR) 9141 NEP Capacity Building for the Promotion of Legal Identity among the Poor in Nepal		188,735
	JICA	Improvement of community access (Rural Road Bridge Program)		946,822
	IDA	SunaulaHazar Din ,Community Action for Nutrition Project		20,000
	IDA	Rural Access Improvement and Decentralization Project(RAIDP)		10,310,000
	WBTF	Program for Promotion of Demand for Good Governance in Nepal (PROD) - BE (TF095128)		40,000
	UNFPA	NPL7A101: Programme Coordination and Assistance (PCA:Off Budget)	19,374	3,875
	EU	CTR 322145 Service Contract Audiovisual Documentary production Followed by Impact Assessment of EIDHR Projects in Nepal		14,586
	EU	CTR 310775 Complementary financial audit of RfS 289908 (PWC, Advocacy Forum 148079)		43,630
	EU	CTR 306602 Audit training		15,824
Ministry of Finance (29)			117,99,086	86,283,222
	DFID	Centre for Inclusive Growth		12,437,671
	EU	CTR 250605 Strengthening participation of CSOs to improve economic and public finance governance in Nepal		271
	Government of Australia	Public Financial Management Support Multi-Donor Trust Fund Contribution (Nepal)		
	Government of Australia	Direct Aid Program	176,628	176,560
	WBTF	Program for Accountability in Nepal-PRAN		1,771,172
	ADB	Capital Markets and Infrastructure Finance Support Project		422,488
	ADB	SASEC Sub-Regional Trade Facilitation Program		
	ADB	Rural Finance Sector Development Cluster Program (Sub Program 2)		3,840,465
	ADB	TA 7597-NEP: Capacity Building for Rural Finance Sector Development		36,871

Counterpart Ministry (no. of projects)	Donor Agency	Project Title	Funding FY 2013 - 2014	
			New Commitments	Actual Disbursements
	ADB	TA 8286-NEP: Portfolio Management Capacity Enhancement		145,840
	GDC (GIZ)	Revenue Administration Support Project (RAS)	2,004,276	799,362
	Denmark DFID USAID UNDP	Developing Capacities for Effective Aid Management and Coordination Project		533,987
	SAARC	South Asia Initiative to End Violence Against Children(SAIEVAC)		10,822
	DFID	Access to Finance for the Poor Programme	48,023,971	1,671,597
	KFAED	Technical Assistance for financing the Preparation of a Feasibility Study and Preliminary Engineering Designs for the Sitapaila-Dharke Road Project		103,037
	China	Economic and technical cooperation (small projects)	19,516,638	7,298,329
	Government of Australia	Colombo Plan & Drug Advisory Programme II		
	IDA	Development policy credit - DPC	30,000,000	30,800,000
	WBTF	Nepal Public Financial Management Multi-Donor Trust Fund (PFM Grant No. TF 010455)		641,410
	WBTF	Strengthening Civil Society Organisation's Use of Social Accountability to Improve Public Financial Management		449,054
	KOICA	Modernization of Customs Administration		1,307,031
	WBTF	Making Markets Work for the Conflict Affected Communities in Nepal Project		215,849
	DFID EU Norway WBTF	Multi Donor Trust Fund for Public Financial Management (WB)		6,101,715
	ADB DFID	Nepal Strengthening Public Management Program		12,827,333
	SDC	Strengthen BOG secretariat	877,573	184,867
	ADB EU	TA 8173-NEP: Supporting the Strengthening of Public Management Program		1,109,893
	ADB OPEC	South Asia Tourism Infrastructure Development Project	16,500,000	351,427
	ADB	Integrated Urban Development Project (Nepal)		732,748
	India	Medium and Large Development Projects (Aid to Nepal)		2,313,422

Annex 6

Counterpart Ministry (no. of projects)	Donor Agency	Project Title	Funding FY 2013 - 2014	
			New Commitments	Actual Disbursements
Ministry of Forest and Soil Conservation (13)			24,415,700	42,992,459
	UNDP UNEP	Ecosystem Based Adaptation in Mountain Ecosystems	150,000	150,000
	Finland	Forest Resource Assessment in Nepal	765,700	794,683
	SDC	Nepal Swiss Community Forestry Project		
	JICA	Revitalization of Remote Villages through Community Forest Conservation		117,382
	Japan	Forest Preservation Project		3,445,239
	JICA	Participatory Watershed Management and Local Governance Project		881,004
	IFAD	Leasehold Forestry and livestock Programme		728,091
	ADB	TA 7883-NEP: Building Climate Resilience of Watershed in Mountain eco-region	23,500,000	154,924
	DFID Finland SDC	Multi Stakeholder Forestry Programme (MSFP)		20,151,269
	USAID	Hariyo Ban Program		15,060,862
	WBTF	REDD-Forestry and Climate Change		791,299
	WBTF	Strengthening Capacity of the department of National Parks and Wildlife Conservation for Effective Management of Mountain Protected Area		157,706
	IDA	Strengthening Regional Cooperation for Wildlife Protection in Asia Project		560,000
Ministry of General Administration (2)			152,000	937,000
	Government of Australia	South Asia Public Sector Linkages Program (PSLP) initiative		-
	UNDP	Project to Prepare the Public Administration for State Reforms (PREPARE)	152,000	937,000
Ministry of Health and Population (53)			17,866,296	114,190,426
	SDC	Safe Drinking Water for Ramechhap District		-
	SDC	Support to HRDC Hospital and Research Centre		65,005
	WHO	SENEP1206730 - Reduce the health consequences of emergencies and conflicts		6,790
	EU	Safe Passage: Making the mobility safe by reducing the vulnerability and impact of HIV and AIDS - Nepal (CTR 133554)		129,370
	EU	CTR 230000 Human Resource for Health mainstreamed in health system, through strengthened advocacy capacity of CSOs		110,304
	WHO	District-wide Implementation of Maternal and Neonatal Near Miss Reviews in Nepal: An Implementation Research Study to Inform Scale-up	243,520	32,014

Counterpart Ministry (no. of projects)	Donor Agency	Project Title	Funding FY 2013 - 2014	
			New Commitments	Actual Disbursements
	EU	CTR 161779 SWASHTHA - Strengthening Water, Air, Sanitation and Hygiene Treasuring Health		53,598
	EU	CTR 329378 Fighting Zoonoses in Afghanistan, Bangladesh and Nepal(ABN)- Increasing awareness, prevention, & control of zoonoses		650,213
	Government of Australia	Towards the Centre of Excellence – Tilganga Institute of Ophthalmology (TIO)		
	Government of Australia	Australian Scholarships		2,193,936
	SDC	Rural Health Development Project (Phase-7)		
	GFATM UNDP	Scaling Up Coverage and Quality of HIV & AIDS Prevention targeted to Most at Risk Population and Treatment Care and Support Services to PLHA		568,213
	GFATM	Nepal Round 10 Proposal to Contribute to the Achievement of Millennium Development Goals 4,5,6		1,283,967
	GFATM	Nepal Round 10 Proposal to Contribute to the Achievement of MDGs, 4,5,6 / Save the Children		3,454,046
	GFATM	Expansion of malaria prevention and control to At-Risk populations in Nepal 2010-2016N		270,929
	GFATM	Implementation of Stop TB Strategy (2010-2015)		4,169,565
	EU	CTR 161832 Improving maternal and child health in Nepal		15,875
	GDC (GIZ)	Health Sector Support Programme (HSSP)		2,011,244
	GDC (KfW)	Sector Program Health and Family Planning		506,496
	GDC (GIZ)	HIV prevention for Injecting Drug Users (Harm Reduction)		1,065,726
	GDC (KfW)	Nepal District Health Programme		25,434
	EU	CTR 230024 Tackling Human Resources for Health (HRH) Crisis in Nepal through Informed Policy Decisions and Actions		58,880
	EU	CTR 161797 Establishment and operation of a safe birthing/new born care (SBNBCC) center and providing outreach mother and child health services in Goljung Village of Rasuwa District		9,265
	WFP	Country Programme 200319		1,611,203
	USAID	GharGharMaaSwasthya TA (GGMS/FHI360)		923,455
	USAID	GharGharMaaSwasthya (GGMS/CRS)		1,060,572

Annex 6

Counterpart Ministry (no. of projects)	Donor Agency	Project Title	Funding FY 2013 - 2014	
			New Commitments	Actual Disbursements
	GAVI	Nepal Health Sector Program II (NHSP II) - GAVI		
	GAVI	Procurement of vaccines (Pentavalent)		1,928,093
	DFID IDA GDC (KfW) Government of Australia	Nepal Health Sector Programme NHSP-II		66,876,555
	UNFPA	Output 3 (NPL7U103): Strengthened capacity of networks for youth and for vulnerable women at central and local levels to influence development policies, plans and budgets (On Budget)		
	EU	CTR 339168 Team Leader for MSNP Support Project Formulation		14,494
	UNFPA	Output 1 (NPL7U101): Strengthened capacity of relevant government ministries at national and subnational levels to address population dynamics and its interlinkages in policies, programmes and budgets (Off Budget)	296,666	236,711
	UNFPA	Output 1 (NPL7U101): Strengthened capacity of relevant government ministries at national and subnational levels to address population dynamics and its interlinkages in policies, programmes and budgets (On Budget)	63,430	22,658
	UNFPA	Output 2 (NPL7U102): Improved data availability and analysis for evidence-based decision-making and policy formulation on population dynamics, adolescent sexual and reproductive health, and gender equality (On Budget)	81,801	39,542
	UNFPA	Output 2 (NPL7U102): Improved data availability and analysis for evidence-based decision-making and policy formulation on population dynamics, adolescent sexual and reproductive health, and gender equality (Off Budget)	55,045	34,081
	EU	CTR 339174 Junior Expert for MSNP Support Programme Formulation		12,884
	UNWOMEN	Final Evaluation of the programme on "Sustaining the Gains of Foreign Labour Migration through the Protection of Migrant Workers' Rights"	10,878	
	USAID	Health for Life		3,170,918
	USAID	Strengthening the Rehabilitation in District Environment (STRIDE)		565,482
	KOICA	Health Services Improvement in Tikapur		1,578,465
	KOICA	THE NATIONAL HEALTH INSURANCE SUPPORT PROJECT (NHISP)	4,972,133	464,990

Counterpart Ministry (no. of projects)	Donor Agency	Project Title	Funding FY 2013 - 2014	
			New Commitments	Actual Disbursements
	USAID	Suaahara (Good Nutrition)		11,742,717
	USAID	Global Health and Food Security in Nepal	3,993,600	636,434
	USAID	Saath Saath		2,210,045
	GFATM	Expansion of Malaria prevention and control to At-Risk population in Nepal		1,540,494
	IDA	SunaulaHazar Din ,Community Action for Nutrition Project		20,000
	UNFPA	Output 2: NPL7U602 - Increased capacity of women and youth to access high-quality sexual and reproductive health services (OFF BUDGET)	639,866	537,436
	UNFPA	Output 1 (NPL7U601): Strengthened capacity of health institutions and service providers to plan, implement and monitor high-quality comprehensive sexual and reproductive health services (OFF BUDGET)	6,477,242	1,629,801
	UNFPA	Output 1 (NPL7U601): Strengthened capacity of health institutions and service providers to plan, implement and monitor high-quality comprehensive sexual and reproductive health services (ON BUDGET)	798,103	524,880
	UNFPA	Output 2 (NPL7U602): Increased capacity of women and youth to access high-quality sexual and reproductive health services (On Budget)	137,143	84,220
	UNFPA	NPL7A101: Programme Coordination and Assistance (PCA:Off Budget)	96,871	19,375
	EU	CTR 315591 Audit - Improving maternal and child health in Nepal		15,693
	EU	CTR 315594 Audit - Tackling Human Resources for Health (HRH) Crisis in Nepal		8,359
Ministry of Home Affairs (11)			3,382,386	13,944,880
	UNODC	Strengthening service provision for protection and assistance to victims of cross border trafficking between Bangladesh , India and Nepal	233,000	
	EU	International Protection and Assistance to the Refugees from Bhutan in the Camps in Eastern Nepal (CTR 281601)		548,679
	Government of Australia	Monitoring and Reporting Mechanism on Grave Violations Against Children in Armed Conflicts (Global)-UNICEF		
	ADB	TA 9144-NEP: Flour Fortification in Chakki Mills		
	UNDP UNFPN	Armed Violence Reduction and Strengthening Community Security Project (AVRSCS)		538,000

Annex 6

Counterpart Ministry (no. of projects)	Donor Agency	Project Title	Funding FY 2013 - 2014	
			New Commitments	Actual Disbursements
	DFID	UK Support to Increase Resilience to Natural Disasters in Nepal		9,889,675
	ADB DFID	TA 9135-NEP: Establishing Women and Children Service Centers		
	Norway	Carter Senteret	150,986	150,477
	DFID EU KOICA UNDP UNISDR WBTF	Comprehensive Disaster Risk Management Programme (CDRMP)	2,000,000	2,359,214
	KOICA	Disaster Recovery Centre		299,727
	USAID	Global Health and Food Security in Nepal	998,400	159,109
			68,675,694	25,994,393
Ministry of Industry (8)	EU	Go International (CTR 308308)	605,128	258,106
	DFID	Nepal Market Development Program		7,431,660
	Government of Australia	Micro Enterprise Development Programme (MEDEP) IV	30,838,266	5,728,470
	Government of Australia	Australian Aid –NGO Cooperation Program (ANCP)	4,071,757	4,049,718
	IFC	Nepal-Investment Climate Reform Program (NICRP)		474,728
	GDC (GIZ)	Inclusive Development of the Economy (INCLUDE) Programme		1,937,805
	Government of Australia UNDP	Micro Enterprises Development Programme (MEDEP Phase IV)	33,160,542	6,082,112
	ADB	TA- 8442 Supporting Participation in the SASEC Facilitation Program		31,792
			613,101	3,163,091
Ministry of Information and Communications (5)	JICA	Promoting Peace Building and Democratization Through The Capacity Development of The Media Sector		1,084,609
	ADB	SASEC Information Highway Project		1,383,791
	SAARC	Empowering Rural Community-Reaching the Unreached (SDF-ICT)		81,590
	Norway	Using media to promote regional peace and development	139,050	139,050
	USAID	Conflict Mitigation through Community Mediation	474,051	474,051
Ministry of Irrigation (9)			16,500,000	14,853,153
	SDC	River Protection Works in East Chitwan		433,369
	ADB	Emergency Flood Damage Rehabilitation Project		
	ADB	Water Resource Preparatory Facility Project		1,264,859

Counterpart Ministry (no. of projects)	Donor Agency	Project Title	Funding FY 2013 - 2014	
			New Commitments	Actual Disbursements
	ADB	Community Irrigation Project		1,545,787
	IDA	Irrigation and Water Resources Management Project (IWRMP)	16,500,000	3,801,600
	India	Medium and Large Development Projects (Aid to Nepal)		2,313,422
	OFID ADB	Community-Managed Irrigated Agriculture (Sector) Project CMIASP		971,865
	SDF	Bagmati Irrigation Project		1,012,251
	IDA	Rani JamaraKulariya Irrigation Project		3,510,000
Ministry of Labour & Employment (15)			2,137,694	6,592,915
	UNWOMEN	Development of a Booklet and Video on Sustaining the Gains of Foreign Labour Migration through the Protection of Migrant Workers' Rights	5,835	5,835
	EU	PRISM - Poverty Reduction of Informal workers in Solid waste Management sector (CTR - 236672)		729,038
	EU	Action for sustainable employment through skill enhancement (CTR 250679)		110,386
	EU	CTR 250596 Raising Opportunities for Jobs in Gramin Areas for Rural Incomes (ROJGARI)		211,856
	Denmark	Towards Achieving the Elimination of the Worst Forms of Child Labour as Priority (ACHIEVE)		
	SDC	Safer Migration Project Phase I		109,890
	SDC	Safer Migration Project (SaMi), Phase II		2,640,020
	UNWOMEN	Capacity building of Women Migrant Workers (WMWs) Network and their mobilization in 15 districts of Nepal		45,632
	UNWOMEN	Economic empowerment of women through effective policy response programme with focus on foreignlabour migration (MOLE)	54,359	32,615
	Japan	Way out of informality: Facilitating formalization of informal economy in Nepal.		374,000
	DFID	ILO-DFID Partnership Programme on Fair Recruitment and Decent Work for Women Migrant Workers in South Asia and the Middle East		180,060
	UNWOMEN	Sustaining the gains of foreign labour migration through the protection of migrant workers' rights-People Forum		33,286
	ILO	Capacity building of ILO Constituents and major Stakeholders towards creating enabling environment for jobs.	1,200,000	849,835
	ILO	More and Better Jobs, especially for vulnerable groups.	396,000	428,940

Annex 6

Counterpart Ministry (no. of projects)	Donor Agency	Project Title	Funding FY 2013 - 2014	
			New Commitments	Actual Disbursements
	EU ILO	Promoting the Effective Governance of Labour Migration from South Asia through Actions on Labour Market Information, Protection during Recruitment and Employment, Skills, and Development Impact	481,500	841,521
Ministry of Land Reform and Management (2)			796,000	712,218
	ILO	Capacity building of ILO Constituents and major Stakeholders towards creating enabling environment for jobs.	400,000	283,278
	ILO	More and Better Jobs, especially for vulnerable groups.	396,000	428,940
Ministry of Law, Justice, Constituent Assembly and Parliamentary Affairs (4)			1,596,588	1,506,786
	SDC	Legal Aid to Improve People's Access to Criminal Justice		274,544
	Norway	Supporting Nepal's Constitution Building Process-IDEA	1,526,381	995,306
	EU	CTR 271933 Advocacy and Legal Advice Centre(ALAC) and Development Pact (DP)		209,499
	UNWOMEN	Developing Capacity of Law Enforcement Officials and Government Officials in Implementing the In-Camera Hearing Guideline and Standard Operating Procedure (SOP) in Five Districts of Far and Mid-Western Nepal - (NJA)	70,207	27,436
Ministry of Peace & Reconstruction (32)			14,473,805	40,878,396
	Government of Australia	Partnerships: Research and Analytical -International Crisis Group		
	EU	CTR 270000 Support for Stability and Peace Building		6,078,617
	EU	CTR 267528 Ensuring Respect and Promotion of Human Rights at the Grassroots of Nepal		142
	EU	CTR 234000 Reducing social tensions and social crimes and enhancing tolerance for sustainable peace conciliation process in North-west communities of Kapilvastu district		10,188
	EU	CTR 282382 Support to Ministry of Peace and Reconstruction in strengthening financial management capability		129,768
	USAID	Inclusive Resource Management Initiative (IRMI)		17,938

Counterpart Ministry (no. of projects)	Donor Agency	Project Title	Funding FY 2013 - 2014	
			New Commitments	Actual Disbursements
	DFID Government of Australia Norway SDC UNOHCHR UNDP UNFPN	Support to Nepal's Transition through improved UN Coherence	1,046,627	922,472
	Norway	Support to Transitional Justice efforts in Nepal	1,190,125	
	USAID	SAMBAD: Dialogue for Peace	1,152,177	1,152,177
	GDC (GIZ)	Support to Peace Process (STPP)		5,252,750
	Denmark DFID EU Finland GDC (GIZ) GDC (KfW) Norway SDC	Nepal Peace Trust Fund (NPTF)	14,736,571	11,131,435
	USAID	Monitoring Nepal's Peace Process and Constitution Drafting Process	924,338	924,338
	USAID	Nepal Peace Support Project	1,406,232	
	UNDP	Livelihood Recovery for Peace (LRP) Project	1,550,000	1,705,972
	UNDP	Crisis Prevention and Recovery Support to Nepal	41,335	550,000
	Norway	Support to Human Rights, Strategic Plan of INSEC		436,095
	Norway	Carter Senteret	50,986	150,477
	Norway	Reconciliation in host communities where ex-combatants have settled		1,086,308
	USAID	Peace Fund for Non-Government Actors	200,000	200,000
	DFID UNDP UNFPN	Conflict prevention programme	2,790,411	1,044,762
	UNWOMEN	For creating a pool of local level counselors to provide psycho-social counseling services to the conflict affected women and girls in three project districts (Kavre, Ramechaap and Sindhuli) – gender responsive recovery for sustainable peace	40,134	36,197
	UNWOMEN	Promoting Women's Rights, Protection and Participation in the Post Conflict Situation through strengthening of District Coordination Committee, enhancing leadership skills of women, providing coaching to prepare for civil service examination - (SFCG)	142,733	108,272

Annex 6

Counterpart Ministry (no. of projects)	Donor Agency	Project Title	Funding FY 2013 - 2014	
			New Commitments	Actual Disbursements
	UNWOMEN	To enhance the capacity of local stakeholders on women, peace and security agenda in Kavre, Ramechap and Sindhuli districts on the implementation of the National Action Plan (NAP) on UNSCRs 1325 and 1820 in the districts - (WHR)	52,788	47,698
	UNWOMEN	Strengthening capacity of NWC to promote women's empowerment and gender equality issues effectively in Nepal(Shantimalika)		67,484
	UNWOMEN	Strengthening Implementation of the Women, Peace and Security Agenda in Nepal: Towards Implementation of the National Action Plan on UNSCRs 1325 and 1820-CDS		30,647
	USAID	Singhadurbar and SthaniyaSarkar	1,003,456	997,790
	FAO ILO UNWOMEN UNFPN	Gender Responsive Recovery for Sustainable Peace	55,152	217,084
	UNWOMEN	For conducting Women's Safety Audits in one selected VDC in each of the six project districts in Mid, Far and Central Region to promote safe communities for all-Didibahini	30,738	19,172
	Denmark	Nepal Peace Support Programme, phase III		2,714,569
	EU	CTR 339774 Assessment of the Concept Notes for Call for Proposals 135-598 (FPI, IfS, PbP 2013)		9,554
	IDA	Emergency Peace Support Project	(12,939,998)	5,610,000
	EU	CTR 312712 Technical Support to Enhance the Capacity of the Ministry of Peace and Reconstruction with a Specific Focus on the Peace Fund Secretariat.		226,491
Ministry of Physical Infrastructure and Transportation (17)			92,036,870	53,801,898
	JICA	Project for Capacity Development on Water Supply in Semi-Urban Area		679,654
	DFID	Rural Water & Sanitation Programme (Gurkha Welfare Scheme) Phase V	17,036,870	1,836,361
	ADB OFID	Road Connectivity Sector I Project		842,950
	ADB	Emergency Flood Damage Rehabilitation Project		
	ADB	Kathmandu Valley Water Services Sector Development Project		833,124
	ADB GEF	Kathmandu Sustainable Urban Transport Project		528,241
	ADB	Sub Regional Transport Enhancement Project		8,643,697
	ADB	Transport Project Preparatory Facility Nepal		483,616
	ADB	Integrated Urban Development Project (Nepal)		732,748

Counterpart Ministry (no. of projects)	Donor Agency	Project Title	Funding FY 2013 - 2014	
			New Commitments	Actual Disbursements
	GDC (KfW)	Town Development Fund Project (phase II)		59,725
	IDA	Road Sector Development Project		10,110,000
	IDA	Nepal Bridges Improvement and Maintenance Programme		
	India	Medium and Large Development Projects (Aid to Nepal)		2,313,422
	ADB	SASEC Road Connectivity Project	75,000,000	
	India Exim Bank	Road Improvement Project		1,994,400
	Japan	Bishesor Prasad Koirala Highway (Sindhuli Road Section III) [Nepalthok-Khurkot Segment]		20,743,961
	IDA	Nepal-India Regional Trade and Transport Project		4,000,000
Ministry of Science, Technology & Environment (30)			28,540,903	37,614,381
	EU	CTR 321035 Towards developing a Model of green municipality : Integrating solid waste and natural resource management practices in Panauti Municipality for improved waste management and Local Green Economy		129,219
	EU	CTR 337140 Promoting integrated sustainable solid waste management in Nepal		119,102
	EU	CTR 321036 Improvement of Solid Waste Management Practices		131,615
	EU	CTR 311804 Sustainable production of commercially viable products from municipal wastes through public-private partnerships in Green SMEs, Green City, Green Agro Products, and Green Employment Generation (Short form: PPP for 4Gs)		319,456
	EU	CTR 311453 Up-scaling the production and consumption of bio-energy to reduce carbon emissions and enhance local employment in Nepal		595,143
	DFID EU	Nepal Climate Change Support Programme: Building Climate Resilience in Nepal(NCCSP)		6,415,397
	ADB	TA 7504-NEP: Increasing Access to Energy in Rural Nepal		25,676
	USAID	Regional Center fo Excellence in Micro Hydro in Nepal (RCEMH)	124,400	124,400
	ADB	TA 7984-NEP: Capacity Development for Mainstreaming Climate Change Risk Management in Development		1,033,888
	Norway	Support to ICIMOD for 2013-17	26,165,681	2,929,497
	EU	CTR 234365 SUNYA – Towards Zero-Waste in South Asia		1,045,243

Annex 6

Counterpart Ministry (no. of projects)	Donor Agency	Project Title	Funding FY 2013 - 2014	
			New Commitments	Actual Disbursements
	EU	CTR 333671 Efficient Transmission of Electricity from Renewable Energy Sources in Nepal		2,954,115
	ADB CIF WBTF	Strategic Program for Climate Resilience(SPCR)Pilot Program for Climate Change(PPCR)		3,035,096
	Denmark Norway	National Rural and Renewable Energy Programme(NRREP)		9,104,356
	Government of Australia	Empowering the Poor through increasing access to Energy - ADB Regional Energy		
	UNDP	Renewable Energy for Rural Livelihoods (RERL)	370,000	370,000
	Norway	Himalaya Glacier Monitoring Project		1,744,379
	USAID	Initiative for Climate Change Adaptation (ICCA)		1,250,000
	WBTF	Micro Hydro Project (CDCF)		
	ADB CIF	TA 8081-NEP: Scaling up Renewable Energy Project(SREP)		213,735
	JICA	Introduction of Clean Energy by Solar Electricity Generation System		
	GDC (GIZ)	Nepal Energy Efficiency Programme (NEEP)/ Support to Energy Efficiency		1,834,693
	Denmark DFID GDC (KfW) Norway	Energy Sector Assistance Programme Phase II (ESAP II)		
	GDC (GIZ)	Micro Hydro Power Debt Fund	1,519,127	751,191
	DFID UNDP	Nepal Climate Change Support Programme (NCCSP)		177,393
	UNDP	Renewable Energy for Rural Livelihood(RERL)		1,127,868
	DFID	Nepal Climate Change Support Programme		80,875
	ADB	TA 7173-NEP:Strengthening Capacity for Managing Climate Change and the Environment		(9,586)
	GEF UNDP	Community Based Flood & Glacial Lake Outburst Risk Reduction	361,695	245,669
	GDC (KfW) SNV WBTF	Biogas Support Program - Phase IV		1,865,961
Ministry of Urban Development (13)			111,098,145	45,021,285
	IDA	Rural water supply and sanitation improvement project (RWSSIP)	71,514,546	

Counterpart Ministry (no. of projects)	Donor Agency	Project Title	Funding FY 2013 - 2014	
			New Commitments	Actual Disbursements
	ADB OFID	Kathmandu Valley Waste water Management Project	16,000,000	
	ADB	Second Small town Water Supply and Sanitation Sector Project		9,522,957
	ADB	Kathmandu Valley Water Supply Improvement Project		8,314
	ADB OFID	Secondary Towns Integrated Urban Environmental Improvement Project		4,959,840
	ADB	TA 7948-NEP: Urban Transport Planning and Management		206,970
	GDC (KfW)	Town Development Fund Project (phase III)		841,919
	ADB JICA NDF OFID	Melamchi Drinking Water Project		25,651,597
	ADB OFID	Third Small Town Water Supply and Sanitation Sector Project		307,487
	ADB	TA 8050-NEP: Bagmati River Basin Improving Project	30,000,000	135,007
	WBTF	Municipal Solid Waste Management Project		261,391
	IDA	Urban governance and Development Program:Emerging Town Project	(6,416,401)	3,080,000
	ADB	TA 7936-NEP: Preparing Kathmandu Valley Urban Environment Improvement		45,803
Ministry of Women, Children & Social Welfare (46)			4,480,980	9,141,527
	UNWOMEN	Tracking Study of Gender Based Violence Cases in Nepal - (UCL)		19,433
	UNICEF	IR 3.4 In selected districts and municipalities, adolescent girls and boys are applying age, sex, and issue appropriate life skills to influence decisions that affect their development	674,000	
	UNICEF	IR 3.6. Social Change Among Staff, Leaders and Media	324,360	
	Government of Australia	International Planned Parenthood Federation (IPPF) South Asia Strategic Plan 2010-2015	-	
	EU	A Collaborative Approach Promoting Child Rights, Non-Discrimination and Child Participation (CTR 292546)		180,973
	EU	CTR 323368 Promoting a Child Protection System to Achieve Violence-free Schools		579,939
	EU	CTR 133430 Freed Kamaiyas Livelihood Development Project		38,260
	EU	CTR 236676 Protecting and mainstreaming informal sector safety nets (PROMISE)		424,673

Annex 6

Counterpart Ministry (no. of projects)	Donor Agency	Project Title	Funding FY 2013 - 2014	
			New Commitments	Actual Disbursements
	EU	CTR 267543 Empowering Muslim Women for Enhancing Inclusive Democratic Reform and Political Participation		11,356
	EU	CTR 234014 Ensuring human rights through paralegal committees and child clubs		11,646
	EU	CTR 133463 Women and youth as pillars of sustainable peace		67,198
	EU	CTR 133412 Empowering Women in the Churia to Improve Their Livelihoods		92,417
	EU	CTR - 250699 State and non-state partnerships for inclusive justice		146,995
	Government of Australia	South Asia Food and Nutrition Security Initiative (SAFNSI)		-
	Government of Australia	Australian Youth Ambassadors for Development (AYAD) and Volunteering for International Development from Australia (VIDA)		878,365
	Government of Australia	Reintegration of Children/Youth formerly associated with Armed Forces and Armed Groups and Children Affected by Armed Conflict in Nepal – Phase IV		-
	ADB	Gender Equality and Empowerment of Women Project		107,299
	Norway	Research fund social inclusion and nationbuilding, SIRF II		188,799
	Norway	Sankalpa - Empowerment of Women for Political and Social Justice		635,533
	Norway	IPWA Ensuring Equal Representation in Policy and Decision Making		206,897
	Norway	Enhancing Media support for reduction of violence against women		183,376
	JICA	Gender Mainstreaming and Social Inclusion Project		205,927
	ADB	TA 9135-NEP: Establishing Women and Children Services Centre		7,240
	Government of Australia	Colombo Plan & Drug Advisory Programme II		-
	DFID	International Citizen Service (ICS)	220,648	147,099
	EU	CTR 292699 Collective Action for Combating Caste Based Discrimination in Nepal		164,820
	UNFPA	Output 3 (NPL7U103): Strengthened capacity of networks for youth and for vulnerable women at central and local levels to influence development policies, plans and budgets (On Budget)	-	-

Counterpart Ministry (no. of projects)	Donor Agency	Project Title	Funding FY 2013 - 2014	
			New Commitments	Actual Disbursements
	UNFPA	Output 3 (NPL7U103): Strengthened capacity of networks for youth and for vulnerable women at central and local levels to influence development policies, plans and budgets (Off Budget)	265,179	74,620
	UNFPA	Output 1 (NPL7U501): Strengthened national and subnational health-system capacity within the coordinated multisectoral response to sexual and gender-based violence (On budget)	197,052	87,832
	UNFPA	Output 1 (NPL7U501): Strengthened national and subnational health-system capacity within the coordinated multisectoral response to sexual and gender-based violence (Off Budget)	929,242	431,611
	UNFPA	Output 2 (NPL7U502): Enhanced capacity of men and women to prevent gender-based violence and support women seeking multisectoral services on gender-based violence (On Budget)	83,056	42,258
	UNFPA	Output 2 (NPL7U502): Enhanced capacity of men and women to prevent gender-based violence and support women seeking multisectoral services on gender-based violence (Off Budget)	795,228	572,190
	UNFPA	Output 2 (NPL7U503): Communities are engaged in preventing early marriage and other practices that discriminate against and harm young women(Off budget)	503,316	339,366
	EU	CTR 338793 Audit of a KFK Project (161797)		9,265
	UNWOMEN	Final Evaluation of MP3W programme-(MITRA)		1,953
	UNWOMEN	Facilitating the Implementation of selected activities of the project “Partnership for Equality and Capacity Enhancement” - (Shantimalika)		56,399
	UNWOMEN	Implementing Activities of the Project “Strengthening Implementation of the Women, Peace and Security Agenda in Nepal: Towards Implementation of the National Action Plan on UNSCRs 1325 and 1820” - MWCSW		57,121
	WBTF	Nepal Human Development - Social Protection Pilot		338,060
	KOICA	Maternal Child Care Health Service Improvement (UNICEF Multi Program)		2,452,267

Annex 6

Counterpart Ministry (no. of projects)	Donor Agency	Project Title	Funding FY 2013 - 2014	
			New Commitments	Actual Disbursements
	UNWOMEN	"Strengthening Implementation of the Women, Peace and Security Agenda in Nepal: Towards Implementation of National Action Plan on UNSCRs 1325 and 1820" in Kailali district-BASE	64,459	32,771
	UNWOMEN	Strengthening Implementation of the Women, Peace and Security Agenda in Nepal: Towards Implementation of National Action Plan on UNSCRs 1325 and 1820-Bajhang(DHS)	70,173	31,930
	UNFPA	Output 2 (NPL7U503): Communities are engaged in preventing early marriage and other practices that discriminate against and harm young women (On Budget)		2,219
	UNFPA	NPL7A101: Programme Coordination and Assistance (PCA:Off Budget)	58,123	11,625
	UNWOMEN	Skills Training On Entrepreneurship Development And Start-Up Support For Economic Empowerment For Conflict Affected Women And Former Women Combatants In Three Project Districts (Bajhang, Doti And Kailal-Tcn	181,025	18,310
	UNWOMEN	Strengthening the institutional capacity of the Judiciary, Local Administration, DDC and CSOs to increase conflict affected women/ girls' access to gender responsive justice in five project districts of mid and far-west,Nepal-Int'l Alert Int'l Alert	115,120	67,216
	EU	CTR 335222 "Sankalpa" - Collaborative Commitment for participatory and gender responsive budgets		216,270
Ministry of Youth and Sports (8)			2,462,944	1,025,345
	UNICEF	IR 3.4 In selected districts and municipalities, adolescent girls and boys are applying age, sex, and issue appropriate life skills to influence decisions that affect their development	674,000	
	UNICEF	IR 3.6. Social Change Among Staff, Leaders and Media	314,820	
	EU	CTR 292568 Mobilizing Youth for Gender Equality in Politics		133,782
	Norway	Political Youth wings support for collaborative leadership	1,046,627	491,750
	EU	CTR 329365 Youth Engage: Multi-stakeholders Collaboration in Reducing Youth Engagement in Violence		223,632
	UNFPA	Output 1 (NPL7U101): Strengthened capacity of relevant government ministries at national and subnational levels to address population dynamics and its interlinkages in policies, programmes and budgets (Off Budget)	98,889	78,904

Counterpart Ministry (no. of projects)	Donor Agency	Project Title	Funding FY 2013 - 2014	
			New Commitments	Actual Disbursements
	UNFPA	Output 1 (NPL7U101): Strengthened capacity of relevant government ministries at national and subnational levels to address population dynamics and its interlinkages in policies, programmes and budgets (On Budget)	63,430	22,658
	UNFPA	Output 3 (NPL7U103): Strengthened capacity of networks for youth and for vulnerable women at central and local levels to influence development policies, plans and budgets (Off Budget)	265,179	74,620
National Human Rights Commission (6)			37,407,252	10,873,715
	EU	CTR 228798 ShubhaYatra: Promotion and Protection of Rights of Nepali Migrant Women		182,302
	Norway	Support to BDS for HR, media and core fund		342,942
	EU	CTR 148079 Prevention of torture in Nepal		43,630
	DFID Finland SDC UNOHCHR UNDP	Strengthening the Capacity of the National Human Rights Commission of Nepal (SCNHRC)	553,799	746,663
	Denmark	Human Rights and Good Governance Program, Phase III (2009-13)		2,751,829
	Denmark	Peace Rights and Governance Program, Phase Iv (2014-18)	36,853,452	6,806,350
National Planning Commission Secretariat (6)			1,637,596	1,622,732
	UNICEF	IR 3.6. Social Change Among Staff, Leaders and Media	314,820	
	JICA	Strengthening the Monitoring and Evaluation System in Nepal - Phase II		586,912
	ILO	More and Better Jobs, especially for vulnerable groups.	408,000	441,938
	UNFPA	Output 2 (NPL7U102): Improved data availability and analysis for evidence-based decision-making and policy formulation on population dynamics, adolescent sexual and reproductive health, and gender equality (Off Budget)	495,401	306,729
	ILO	Capacity building of ILO Constituents and major Stakeholders towards creating enabling environment for jobs.	400,000	283,278
	UNFPA	NPL7A101: Programme Coordination and Assistance (PCA:Off Budget)	19,374	3,875

Annex 6

Counterpart Ministry (no. of projects)	Donor Agency	Project Title	Funding FY 2013 - 2014	
			New Commitments	Actual Disbursements
Prime Minister and Council of Minister's Office (6)			5,039,908	36,393,147
	DFID	Enabling State Programme		5,929,117
	ADB	Information and Communication Technology Development Project (ICTDP)		5,585,189
	Norway	Promoting National Integrity System TI-Nepal		60,826
	USAID	OPMCH-HRPO	39,908	39,908
	IDA IFAD WBTF	Poverty Alleviation Fund II	5,000,000	24,562,259
	WBTF	Making Markets Work for the Conflict Affected Communities in Nepal Project		215,849
Supreme Court (3)			3,919,816	2,498,973
	JICA	Project for Strengthening the Capacity of Court for Expeditious and Reliable Dispute Settlement		284,134
	Finland Norway UNDP UNFPN	Strengthening Rule of Law and Human Rights Protection System in Nepal Programme	3,849,502	2,187,403
	UN WOMEN	Developing Capacity of Law Enforcement Officials (Judges, Prosecutors, Lawyers, Police) and Government Officials (MoLJCAPA, MoWCSW, Women and Children Office, District Administrative Office) in Implementing the In-Camera Hearing Guideline and Standard Operation	70,314	27,436
TOTAL			1,299,188,031	1,036,648,340

Source: AMP

Note:

1. New commitment is not comparable with actual disbursement because new commitment refers to the project cost over the period. On the other hand, actual disbursement here covers only the amount disbursed in FY 2013-14.
2. This list covers both on budget and off budget projects
3. Projects have been included under a specific ministry/agency if their main activities fall under the area of responsibility of that ministry/ agency, regardless of the implementation modality of the project, or if the ministry is actually involved.
4. Some projects may appear in more than one ministry / agency

Disbursement from INGOs in FY 2013-14

INGO (no. of projects)	Project Title	Funding FY 2013 - 14
		Actual Disbursements
AWO International (4)		1,322,096.70
	Program for Livelihood Promotion of Marginalized Groups and Labor Migrants in Nepal.	299,747.58
	Minimization of unsafe and forced migration among the vulnerable women (potential and returnees) of suburbs of Kathmandu district (7 VDC).	113,731.53
	Rural Youth Development Program (RYDP)	463,089.35
	Community Empowerment and Sustainable Livelihood Development Program (CESL)	445,528.24
ActionAid International (AAI) (2)		853,913.54
	Poverty Alleviation Programme	779,538.54
	Saksham	74,375.00
Aide et Action Nepal (1)		110,075.17
	Initiating the development through education-phase II	110,075.17
Amici dei Bambini (1)		464,712.40
	EDU-CARE: STRENGTHENING THE SOCIAL ORGANIZATIONS ACTIVE IN THE CHILD PROTECTION AND IN THE PROMOTION OF THE CHILDREN'S RIGHTS IN NEPAL	464,712.40
CARE Nepal (5)		1,238,213.09
	Enhancing Mobile Population Access to HIV/AIDs Service, Information & Support (EMPHASIS)	185,125.65
	Women Empowerment for Transformation in the Churia area SAKCHAM III	238,667.47
	UDAAN- "Catching Missed Opportunity" Access to quality Education for economically and socially vulnerable girls in Kapilvastu District	263,143.85
	"PAHUNCH" - (Surakshit Matritwa Sewa ma Pahunch)	119,771.06
	Strengthening Approaches for Maximizing Maternal, Neonatal, and Reproductive Health (SAMMAN)	431,505.07
CBM Nepal Country Office (1)		881,571.89
	Inclusive Development for People with Disabilities in Project Area (Nepal)	881,571.89

Annex 7

INGO (no. of projects)	Project Title	Funding FY 2013 - 14
		Actual Disbursements
Center for Reproductive Rights (1)		133,636.06
	Promoting Reproductive Health Rights and Justice in Nepal	133,636.06
Chance for Change (1)		7,307.56
	Inspiring young people Nepal	7,307.56
ChildFund Japan (2)		308,544.63
	“Education for hope” (expansion)	22,359.89
	“Education for hope”& “School for quality Education”	286,184.74
Dan Church Aid (2)		3,888,994.69
	Promotion of livelihood and sustainable food security, safe migration and participation in accountable governance	1,038,848.69
	Integrated Disaster Risk Reduction, and Safe Migration Programmes in Nepal (Second phase)	2,850,146.00
Deutsche Welthungerhilfe e.V (3)		414,772.43
	Integrated rural development and nature conservation in the mountainous regions of Chitwan District	189,900.46
	Improving water security and sanitation amongst marginalized communities in selected districts of Nepal	120,448.21
	Fight Hunger First Initiative in Nepal, Primary Education, Health and Nutrition	104,423.76
ECPAT Luxembourg Nepal (1)		33,266.30
	Reducing risks of sexual abuse and exploitation among at-risk and vulnerable children	33,266.30
FAIRMED (1)		215,550.89
	Kapilvastu Maternal and Child Health Improvement Project	215,550.89
Family Health International (1)		480,284.00
	Monitoring of NGO Contracts to Provide HIV Services in Nepal	480,284.00
Good Neighbors International Nepal (1)		4,340,495.08
	Community Development Project (CDP)	4,340,495.08
Group for Transcultural Relationship (1)		77,982.38
	Support for Children of Kaski District, for the Protection of their Rights	77,982.38
HELVETAS Swiss Intercooperation Nepal (5)		1,147,700.05
	Building Effective Water Governance in Asian Highlands	97,066.00
	Linking Smallholders to Market (LINK)	338,932.69
	Community Practice in Schools for Learning Climate Change Adaptation (COPILA)	109,653.60
	Riverbed Farming Project	255,697.54
	Coffee Promotion Programme	346,350.22
Handicap International Nepal (2)		434,688.40
	VISTAR - Building resilient communities and institutions for natural disasters in Far and Mid- Western Region of Nepal	60,043.01
	Strengthening the Sustainability of the Physical Rehabilitation Sector for Greater Access to Services in Nepal	374,645.39

INGO (no. of projects)	Project Title	Funding FY 2013 - 14
		Actual Disbursements
Heifer International Nepal (1)		4,863,582.00
	Heifer Project International/Nepal Program, Phase IV	4,863,582.00
ICCO COOPERATION (1)		134,850.51
	Reducing the risk of HIV/AIDS spread in project areas	134,850.51
IPAS Nepal (1)		1,754,878.43
	Support to National Safe Abortion Program	1,754,878.43
International Nepal Fellowship (1)		3,534,487.12
	INF Worldwide Nepal Project	3,534,487.12
Johns Hopkins University (1)		845,874.42
	Nepal Nutrition Intervention Project-Sarlahi	845,874.42
Kidasha (1)		3,429,951.00
	Health, Child Protection & Education	3,429,951.00
Latter-day Saint Charities (1)		151,772.74
	Community Water Supply, Sanitation, Health and Rehabilitation Project	151,772.74
Love Green Japan (1)		95,343.00
	Integrated Rural Development Project	95,343.00
Lutheran World Relief (1)		221,194.30
	Enhance food security and climate resilience of Vulnerable communities in Nawalparasi, Tanahu & Lamjung districts	221,194.30
Medecine du Monde (1)		981,312.97
	Integrated Reproductive Health and Microfinance Project	981,312.97
MercyCorps (2)		1,514,616.73
	Supporting the Education of Marginalised Girls in Kailali (STEM)	256,468.73
	Supporting the Role of Schools in Disaster Risk Reduction (SRSD)	1,258,148.00
Micronutrient Initiative (1)		455,431.83
	Nutrition and Micronutrient Support Program	455,431.83
Mission East (1)		1,160,427.72
	Karnali Inclusive Support Programme: Inclusive Development for Better Resilience and Poverty Reduction of Population of Karnali, Nepal	1,160,427.72
MyRight Nepal (1)		293,125.72
	Capacity Building and Advocacy Support to the DPOs of Nepal (Increasing Access to Education of CWDs/PWDs)	293,125.72
Nepal Youth Foundation (1)		3,381,297.49
	Improving the educational, health & Livelihood situation of children & youth in Nepal.	3,381,297.49
Next Generation Nepal (1)		168,270.00
	Ending the Trafficking of Children into Institutions in Nepal 2012-2017	168,270.00
Norlha-Helping People in the Himalayas (1)		113,276.53
	Sustainable Agriculture based Livelihoods in Mountain Environments (SALME)	113,276.53

INGO (no. of projects)	Project Title	Funding FY 2013 - 14
		Actual Disbursements
Plan Nepal (1)		5,516,552.00
	Rights-based Child-Centred Community Development (CCCCD) in Nepal.	5,516,552.00
Planete Enfants (1)		143,705.86
	Promoting Human Rights: combating trafficking, sexual exploitation and violence against women and children	143,705.86
Population Services International Nepal (1)		908,733.40
	Expansion of Malaria Prevention and Control to At-Risk Populations in Nepal	908,733.40
SIL International Nepal (1)		222,652.31
	SIL International Language, Education and Development Project	222,652.31
Save the Children (32)		10,197,183.66
	A Collaborative Approach Promoting Child Rights, Non-discrimination and Child Participation (Save the children)	72,626.71
	Npl_Reintegration_of_CAAAFAG_11-13	174,810.56
	Protection of Children in Brick Kiln	12,523.92
	Integrated Maternal Newborn, Child Health and Nutrition Project	174,022.93
	Common Approach To Sponsorship Funded Programming	4,438,242.00
	Strengthen child friendly library in schools	5,525.89
	Creating Protective Environment for Children(CPEC)	55,527.00
	Heart in ECD	560.00
	Agriculture and Nutrition Extension Project (ANEP)	51,680.00
	NPL 2013 QLO in ECD Program SC Korea	277,000.00
	NPL Support to Health workforce through Civil Society Engagement	135,927.00
	"Saving newborn lives 3: Bending the curve Accelerating progress in Newborn Survival and Health"	244,480.00
	Youth Save Project	88,473.00
	Npl_GHRF_Safe Communities_12-14	327,996.00
	Food security livelihood and climate change project	51,680.00
	Developing sustainable models of ECCD	104,658.78
	Child Sensitive Social Protection	143,186.02
	Livelihood Support for Vulnerable and Excluded Communities	288,132.85
	Partnering to Save Children's and Mothers' Lives through Frontline Health Workers	149,542.00
	Nepal Strategic Program Framework on Education, Protection and Livelihoods – SC Italy -2013-2015	910,385.00
	Quality education project in pre- primary and primary schools in Eastern Nepal	289,373.00
	Livelihood and Nutrition Project	557,288.00
	NPL country Gender Assessment.	11,993.00
	NPL Support to health workforce (cofunding to EC award)	29,615.00
	JICA SSSRP Nepal	447,703.00
	NPL Clas Ohlson ECD 11-12	167,878.00

INGO (no. of projects)	Project Title	Funding FY 2013 - 14
		Actual Disbursements
	NPL Brick Kilns Comic Relief	12,526.00
	NPL SCS CP System 2013	56,143.00
	NPL UNDP Earthquake Recovery DRR	368,064.00
	Community Based Micro Health Insurance Project	126,156.61
	Safer Schools and Communities through Child Centered Disaster Risk Reduction Initiatives	372,926.39
	Improving Monitoring, Evaluation, Accountability and Learning (MEAL)	50,538.00
Search for Common Ground (1)		812,276.00
	Supporting Enabling Environment for Development (SEED)	812,276.00
Seva Nepal Eye Care Program (1)		708,487.00
	Seva Nepal Eye Care Program	708,487.00
Shangrila Home VZW (1)		225,188.00
	Shangrila Underprivileged Children Support	225,188.00
Shapla Neer (1)		34,907.82
	Community Initiatives for Disaster Risk Reduction Project (CIDP) in Chitwan District, Nepal	34,907.82
Stichting Veldwerk the Netherlands (1)		58,918.13
	Grassroots Community Development Project(GCDP)	58,918.13
Stromme Foundation (2)		914,167.51
	Stromme Foundation Project Nepal	384,723.21
	Education and Empowerment of Dalits and Marginalized Youth in Nepal	529,444.30
Sunrise Children's Association Inc. Australia/Nepal (1)		311,505.18
	Project for the development of disadvantaged children and communities in Nepal	311,505.18
Tear Fund (1)		176,909.62
	Enabling Capacity Building of Marginalized Groups for Improved Livelihoods and Sustained Wellbeing	176,909.62
Terre des hommes, Lausanne (1)		423,226.00
	Anti-Trafficking Action to Secure Trafficking Survivors' Human Rights and Alternative Care (AASTHA)	423,226.00
The ISIS Foundation (2)		197,574.00
	Child Protection and Development Project	116,349.00
	The Holistic Community development Project in Humla	81,225.00
United Mission to Nepal (1)		4,125,593.63
	United Mission to Nepal Project	4,125,593.63
We World Onlus (1)		328,575.90
	School child friendly environment for quality education and children participation	328,575.90
World Neighbors (1)		113,662.00
	Nepal Holistic Development Program(NHDP)	113,662.00

Annex 7

INGO (no. of projects)	Project Title	Funding FY 2013 - 14
		Actual Disbursements
World Vision International (1)		6,132,542.00
	Integrated Area Development Programme	6,132,542.00
World Wildlife Fund, Inc., Nepal Program (4)		4,477,136.00
	Terai Arc Landscape (TAL) Program	2,141,452.00
	Sacred Himalayan Landscape(SHL)Program	1,032,905.00
	National Conservation Priority Areas (NCPA)	217,021.00
	Koshi River Basin Management (KRBM) Program	1,085,758.00
dZi Foundation (1)		602,426.00
	The Sagarmatha Deep Development Initiative (SDDI)	602,426.00
TOTAL (110)		76,085,419.78

Source: AMP

Sector-wise Disbursement from INGOs in FY 2013-14

Sector	Funding FY 2013-14
	Actual Disbursements
EDUCATION (32)	15,579,345.14
HEALTH (26)	14,529,466.80
WOMEN, CHILDREN & SOCIAL WELFARE (32)	9,268,940.74
AGRICULTURE (16)	8,238,532.54
LIVELIHOOD (12)	7,778,114.27
LOCAL DEVELOPMENT (9)	6,155,830.93
FOREST (5)	3,427,495.90
OTHERS - SOCIAL (9)	2,072,954.77
MISCELLANEOUS (4)	2,048,495.66
PEACE AND RECONSTRUCTION (2)	2,008,698.15
ENVIRONMENT, SCIENCE & TECHNOLOGY (4)	1,524,563.15
ECONOMIC REFORM (3)	1,313,499.29
DRINKING WATER (4)	877,937.16
IRRIGATION (2)	750,206.49
LAND REFORM & SURVEY (1)	132,521.55
POLICY AND STRATEGIC (1)	124,726.17
LABOUR (2)	116,408.79
OTHERS - ECONOMIC (1)	88,473.00
HOME (1)	34,907.82
RENEWABLE ENERGY (1)	14,301.45
Total	76,085,419.76

Source: AMP

Disbursement by Districts from INGOs in FY 2013-14

Districts	No of Projects	Actual Disbursements
Achham	6	942,347.87
Arghakhanchi	3	36,596.97
Baglung	5	385,458.05
Baitadi	1	74,771.00
Bajhang	2	295,876.42
Bajura	7	444,233.65
Banke	14	1,523,479.93
Bara	8	423,182.61
Bardiya	16	2,485,204.05
Bhaktapur	7	296,839.62
Bhojpur	1	35,262.88
Chitwan	16	1,519,666.58
Dadeldhura	3	180,047.16
Dailekh	2	152,359.12
Dang Deukhuri	8	925,572.59
Darchula	3	96,064.98
Dhading	9	84,7067.25
Dhankuta	3	244,018.16
Dhanusa	8	325,996.93
Dolakha	4	70,898.20
National		11,292,718.28
Dolpa	2	8,894.74
Doti	7	2,241,896.82
Gorkha	4	404,550.42
Gulmi	3	139,814.77
Humla	5	1,097,908.63
Ilam	3	92,242.87
Jajarkot	1	84,733.17
Jhapa	9	371,390.81
Jumla	4	709,922.71

Districts	No of Projects	Actual Disbursements
Kailali	17	5,504,190.31
Kalikot	5	572,485.45
Kanchanpur	13	992,625.38
Kapilvastu	17	3,086,047.83
Kaski	11	3,859,488.70
Kathmandu	26	3,394,814.70
Kavrepalanchok	8	521,708.37
Khotang	3	302,093.18
Lalitpur	8	2,193,848.81
Lamjung	5	929,205.98
Mahottari	6	261,126.60
Makwanpur	13	1,422,505.09
Morang	12	1,729,879.82
Mugu	7	1,332,707.69
Mustang	1	3,115.05
Myagdi	2	461,207.97
Nawalparasi	12	1,124,690.12
Nuwakot	6	623,624.42
Okhaldhunga	3	139,577.28
Palpa	5	232,258.43
Panchthar	2	47,920.10
Parbat	5	511,516.77
Parsa	6	203,713.34
Pyuthan	4	1,711,081.91
Ramechhap	5	408,632.3
Rasuwa	3	320,857.09
Rautahat	8	952,848.07
Rolpa	2	197,413.99
Rukum	4	828,740.57
Rupandehi	13	2,023,484.39
Salyan	2	149,214.07
Sankhuwasabha	3	68,359.87
Saptari	5	342,387.66
Sarlahi	11	1,337,786.95
Sindhuli	6	1,399,778.16
Sindhupalchok	18	2,300,367.99
Siraha	5	1,704,233.74
Solukhumbu	4	515,525.81
Sunsari	10	2,511,944.46
Surkhet	9	426,025.41

Annex 9

Districts	No of Projects	Actual Disbursements
Syangja	4	226,593.40
Tanahu	5	207,538.29
Taplejung	2	382,771.36
Terhathum	4	89,123.17
Udayapur	7	781,342.51
TOTAL (110)		76,085,419.78

Implementing Agencies	Project Title	Donor Agency	District	Funding Fiscal Year 2013 -2014
				Actual Disbursements
ADRA				324,009
	CTR 320826 Initiative for Agriculture Productivity and commercialization	European Union		324,009
AMDA Minds Nepal				12,007
	Project for Enhancing Community Capacity in Roshi Area of Kavrepalanchok District	Japan	Kavrepalanchok	12,007
Action Aid International Nepal				539,979
	CTR 320943 Sustainable agriculture development for smallholder and marginalised farmers in far western hill of Nepal.	European Union		315,601
	CTR 335585 Empowerment and Democracy – Maintaining the Role of NSAs in Local Governance and Accountability	European Union		224,378
Advocacy Forum Association				43,630
	CTR 148079 Prevention of torture in Nepal	European Union	Jhapa Kanchanpur Kapilvastu Kaski Kathmandu Lalitpur Morang Myagdi Parbat Ramechhap Rupandehi Siraha Sunsari Surkhet Udayapur	43,630

Implementing Agencies	Project Title	Donor Agency	District	Funding Fiscal Year 2013 -2014
				Actual Disbursements
Britain Nepal Medical Trust LBG				110,304
	CTR 230000 Human Resource for Health mainstreamed in health system, through strengthened advocacy capacity of CSOs	European Union	Achham Bajura Dang Deukhuri Doti Kailali Kalikot Kapilvastu Nawalparasi Panchthar Sindhupalchok	
CARE Nepal				9,971,685
	Community Support Programme Phase II	DFID		9,971,685
CIMMYT				215,958
	Hill Maize Research Program	USAID	Achham Baitadi Bajhang Dadeldhura Dholkha Doti Jajarkot Kalikot Kavrepalanchok Khotang Okhaldhunga Ramechhap Sindhupalchok Surkhet	215,958
Care Austria				274,719
	CTR 228798 Shubha Yatra: Promotion and Protection of Rights of Nepali Migrant Women	European Union		182,302
	CTR 133412 Empowering Women in the Churia to Improve Their Livelihoods	European Union	Chitwan Makwanpur Nawalparasi	92,417
Care DK				278,197
	Unnati CRT 308298	European Union		278,197
Care International UK				67,198
	CTR 133463 Women and youth as pillars of sustainable peace	European Union	Dhading Gorkha Kapilvastu Rupandehi	67,198
Care Osterreich Verein Fur Entwicklungszusammenarbeit Und Humanitare Hilfe				345,640
	Safe Passage: Making the mobility safe by reducing the vulnerability and impact of HIV and AIDS Nepal	European Union	Dadeldhura Doti Kailali	129,370

Implementing Agencies	Project Title	Donor Agency	District	Funding Fiscal Year 2013 -2014
				Actual Disbursements
	CTR 335222 "Sankalpa" Collaborative Commitment for participatory and gender responsive budgets	European Union		216,270
Centre for Environment and Agricultural Policy Research Extension and Development				537,823
	Vegetable Seed Project Phase 3	DFID SDC	Achham Baitadi Bajhang Dadeldhura Dailekh Dolpa Jajarkot Kalikot Kavrepalanchok Khotang Myagdi Okhaldhunga Parbat Ramechhap Rukum Salyan Sindhuli Surkhet	537,823
Conflict Victims' Committee				36,197
	FOR CREATING A POOL OF LOCAL LEVEL COUSELORS TO PROVIDE PSYCHOSOCIAL COUSELING SERVICES TO THE CONFLICT AFFECTED WOMEN AND GIRLS IN THREE PROJECT DISTRICTS – GENDER RESPONSIVE RECOVERY FOR SUSTAINABLE PEACE	UN Women	Kathmandu	36,197
DEMO Finland				133,782
	CTR 292568 Mobilizing Youth for Gender Equality in Politics	European Union		133,782
Dalit Mahila Sangh Association				31,930
	Strengthening Implementation of the Women, Peace and Security Agenda in Nepal: Towards Implementation of National Action Plan on UNSCRs 1325 and 1820Bajhang	UN Women	Bajhang	31,930
Didi Bahini				19,172
	For conducting Women's Safety Audits in one selected VDC in each of the six project districts in Mid, Far and Central Region to promote safe communities for allDidibahini	UN Women		19,172

Annex 10

Implementing Agencies	Project Title	Donor Agency	District	Funding Fiscal Year 2013 -2014
				Actual Disbursements
Family Health International				923,455
	Ghar Ghar Maa Swasthya TA	USAID		923,455
Forum for Protection of Public Interest				129,313
	CONDUCTING AWARENESS CAMPAIGN IN THE CONSTITUENCIES FOR GENDER RESPONSIVE ELECTORAL PROCESS	UN Women		129,313
HELVETAS Switzerland				6,497,545
	Safer Migration Project Phase I	SDC	Dhanusa Khotang Mahottari Okhaldhunga Sarlahi	109,890
	Employment Fund Phase I	DFID SDC	Dhanusa Khotang Mahottari Okhaldhunga Sarlahi Achham Dailekh Dhokha Jajarkot Kailali Kalikot Khotang Lamjung Okhaldhunga Ramechhap Salyan Syangja	6,387,655
Handicap International				565,482
	Strengthening the Rehabilitation in District Environment	USAID	Banke Bardiya Bhaktapur Dang Deukhuri Kanchanpur Kathmandu Lalitpur Morang Sarlahi Sindhuli Sunsari Surkhet	565,482
INGOs				17,379,741
	CTR 312712 Technical Support to Enhance the Capacity of the Ministry of Peace and Reconstruction with a Specific Focus on the Peace Fund Secretariat.	European Union		226,491

Implementing Agencies	Project Title	Donor Agency	District	Funding Fiscal Year 2013 -2014
				Actual Disbursements
	CTR 160539 Education Sector Policy Support Programme	European Union		2,026,206
	CTR 282382 Support to Ministry of Peace and Reconstruction in strengthening financial management capability	European Union		129,768
	CTR 283276 Support to Institutionalizing the Nepal Food Security Monitoring and Analysis System NeKSAP	European Union		1,672,610
	CTR 329378 Fighting Zoonoses in Afghanistan, Bangladesh and Nepal Increasing awareness, prevention, & control of zoonoses	European Union		650,213
	CTR 343946 Nepal formulation of EU support to TVET sector	European Union		40,764
	Australian Aid –NGO Cooperation Program	Government of Australia		4,049,718
	Country Programme 200319	World Food Programme		5,370,677
	CTR 315591 Audit Improving maternal and child health in Nepal	European Union		15,693
	CTR 315594 Audit Tackling Human Resources for Health Crisis in Nepal	European Union		8,359
	CTR 315596 Audit Agriculture and Nutrition Extension Project	European Union		10,190
	CTR 310775 Complementary financial audit of RfS 289908	European Union		43,630
	CTR 333671 Efficient Transmission of Electricity from Renewable Energy Sources in Nepal	European Union		2,954,115
	CTR 339168 Team Leader for MSNP Support Project Formulation	European Union		14,494
	CTR 340011 Nepal Identification of EU support to TVET sector	European Union		55,183
	CTR 339174 Junior Expert for MSNP Support Programme Formulation	European Union		12,884
	Capacity building of Women Migrant Workers Network and their mobilization in 15 districts of Nepal	United Nations Development Fund for Women		45,632
	CTR 338793 Audit of a KFK Project	European Union		9,265

Implementing Agencies	Project Title	Donor Agency	District	Funding Fiscal Year 2013 -2014
				Actual Disbursements
	CTR 339776 Midterm Evaluation of Support to Institutionalizing the Nepal Food Security Monitoring and Analysis System	European Union		28,027
	CTR 306602 Audit training	European Union		15,824
ITECO Engineering Ltd.				57,574
	POWER PLANT EXTENSION SALLERI CHIALSA ELECTRICITY COMPANY – SINGLE PHASE	SDC	Solukhumbu	57,574
Indreni Rural Development Centre				10,188
	CTR 234000 Reducing social tensions and social crimes and enhancing tolerance for sustainable peace conciliation process in Northwest communities of Kapiyastu district	European Union	Kapilvastu	10,188
Informal Sector Service Center				436,095
	Support to Human Rights, Strategic Plan of INSEC	Norway		436,095
Integrated Development Society				142
	CTR 267528 Ensuring Respect and Promotion of Human Rights at the Grassroots of Nepal	European Union	Dhading	142
International Center for Integrated Mountain Development				4,773,575
	Himalaya Glacier Monitoring Project	Norway		1,744,379
	TA 7298: Himali Project	ADB	Dhokha Dolpa Humla Jumla Manang Mugu Mustang Rasuwa Sankhuwasabha Solukhumbu	99,699
	Support to ICIMOD for 201317	Norway		2,929,497
International Development Enterprises				3,070,176
	CTR 261122 Agriculture and Nutrition Extension Project	European Union		1,820,176

Implementing Agencies	Project Title	Donor Agency	District	Funding Fiscal Year 2013 -2014
				Actual Disbursements
	Initiative for Climate Change Adaptation	USAID	Dang Deukhuri Kapilvastu Kaski Nawalparasi Parbat Rolpa Rupandehi Syangja	1,250,000
International IDEA				942,429
	Support to Constitution Making and Implementation	Norway		
	Supporting Nepal's Constitution Building ProcessIDEA	Norway		995,306
Karing For Kids Nepal Association				9,265
	CTR 161797 Establishment and operation of a safe birthing/new born care centre and providing outreach mother and child health services in Goljung Village of Rasuwa District	European Union	Rasuwa	9,265
Karnali Integrated Rural Development And Research Centre				76,541
	CTR 216469 Access to education for vulnerable and marginalized groups in Karnali	European Union	Dolpa Humla Jumla Kalikot Mugu	76,541
Local Initiatives for Biodiversity Research and Development				68,336
	Home Garden Project Phase 3	SDC		68,336
Lutheran World Federation Nepal				1,953
	Final Evaluation of MP3W programme	United Nations Development Fund for Women		1,953
Media Initiative for Rights, Equity and Social Transformation Nepal				168,061
	Promoting Participatory Democracy MIREST	Norway	Dang Deukhuri Humla Kanchanpur Khotang Mustang Sankhuwasabha Sunsari	168,061
MercyCorps				442,611
	Inclusive Resource Management Initiative	USAID		17,938

Implementing Agencies	Project Title	Donor Agency	District	Funding Fiscal Year 2013 -2014
				Actual Disbursements
	CTR 236676 Protecting and mainstreaming informal sector safety nets	European Union	Baitadi Bajhang Bhojpur Doti Panchthar Sankhuwasabha Taplejung Terhathum	424,673
Micro Enterprises Development Program				5,728,470
	Micro Enterprise Development Programme IV	Government of Australia		5,728,470
Nepal CRS Co.				1,060,572
	Ghar Ghar Maa Swasthya	USAID		1,060,572
NGOs				20,008,019
	CTR 270000 Support for Stability and Peace Building	European Union		6,078,617
	CTR 267528 Ensuring Respect and Promotion of Human Rights at the Grassroots of Nepal	European Union	Dhading	142
	CTR 321035 Towards developing a Model of green municipality : Integrating solid waste and natural resource management practices in Panauti Municipality for improved waste management and Local Green Economy	European Union	Kavrepalanchok	129,219
	CTR 337140 Promoting integrated sustainable solid waste management in Nepal	European Union		119,102
	Districtwide Implementation of Maternal and Neonatal Near Miss Reviews in Nepal: An Implementation Research Study to Inform Scaleup	World Health Organization	Arghakhanchi	32,014
	CTR 321036 Improvement of Solid Waste Management Practices	European Union		131,615
	CTR 323368 Promoting a Child Protection System to Achieve Violencefree Schools	European Union		579,939
	CTR 334464 Teaching to Learn : Improving learning outcomes for marginalized children in Nepal by developing teacher training and early grade literacy and numeracy.	European Union		196,508
	CTR 311453 Upscaling the production and consumption of bioenergy to reduce carbon emissions and enhance local employment in Nepal	European Union		595,143

Implementing Agencies	Project Title	Donor Agency	District	Funding Fiscal Year 2013 -2014
				Actual Disbursements
	CTR 271378 Enhancing Electoral Education and Observation of Elections in Nepal	European Union		245,100
	CTR 267543 Empowering Muslim Women for Enhancing Inclusive Democratic Reform and Political Participation	European Union		11,356
	CTR 234014 Ensuring human rights through paralegal committees and child clubs	European Union		11,646
	International Citizen Service	DFID		147,099
	Using media to promote regional peace and development	Norway		139,050
	CTR 292699 Collective Action for Combating Caste Based Discrimination in Nepal	European Union		164,820
	CTR 322145 Service Contract Audiovisual Documentary production Followed by Impact Assessment of EIDHR Projects in Nepal	European Union		14,586
	Rural Water & Sanitation Programme Phase V	DFID		1,836,361
	Enabling State Programme	FIID		5,929,117
	Sediment handling and headwork design of hydro power stations	Norway		160,527
	Support to BDS for HR, media and core fund	Norway		342,942
	Towards Achieving the Elimination of the Worst Forms of Child Labour as Priority	Denmark	Bhaktapur Morang	
	Sankalpa Empowerment of Women for Political and Social Justice	Norway		635,533
	Enhancing Media support for reduction of violence against women	Norway		183,376
	Support to National Election Observations	Norway		274,805
	CTR 234365 SUNYA – Towards ZeroWaste in South Asia	European Union		1,045,243
	CTR 339774 Assessment of the Concept Notes for Call for Proposals 135598	European Union		9,554
	“Strengthening Implementation of the Women, Peace and Security Agenda in Nepal: Towards Implementation of National Action Plan on UNSCRs 1325 and 1820” in Kailali districtBASE	United Nations Development Fund for Women	Kailali	32,771

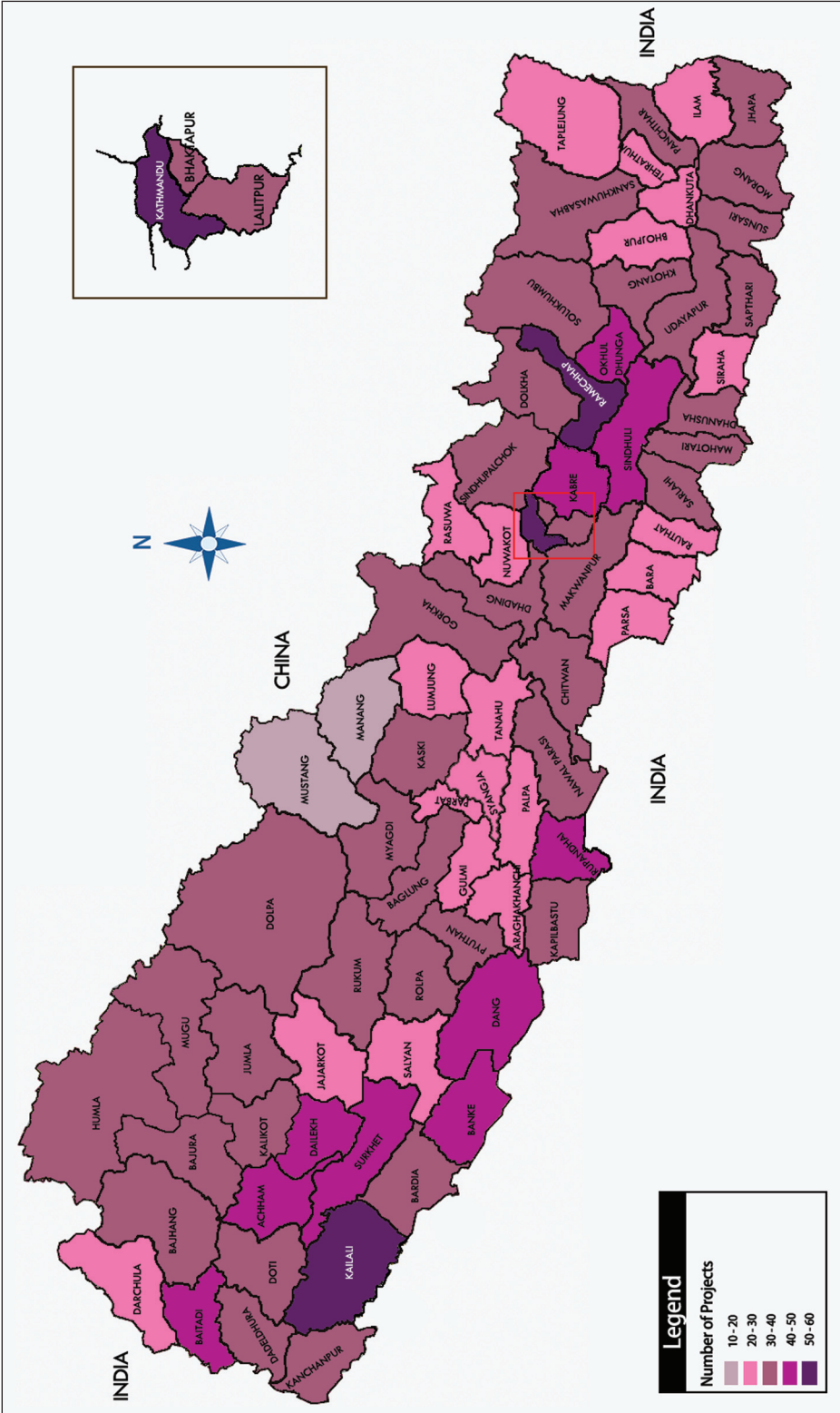
Implementing Agencies	Project Title	Donor Agency	District	Funding Fiscal Year 2013 -2014
				Actual Disbursements
	Poverty Alleviation Programme	Individual donor		961,834
Organization Development Centre				206,897
	IPWA Ensuring Equal Representation in Policy and Decision Making	Norway		206,897
Oxfam GB LBG				663,988
	Strengthening participation and influence of poor and vulnerable farmers and fishermen in decisionmaking processes related to food security	European Union		663,988
People Forum for Human Right				33,286
	Sustaining the gains of foreign labour migration through the protection of migrant workers' rightsPeople Forum	United Nations Development Fund for Women		33,286
Practical Action				729,038
	PRISM Poverty Reduction of Informal workers in Solid waste Management sector	European Union	Bhaktapur Kathmandu Lalitpur	729,038
Practical Action Nepal				536,151
	CTR 320495 POSAN FS Promotion of sustainable Agriculture for nutrition and food security	European Union		324,295
	CTR 250596 Raising Opportunities for Jobs in Gramin Areas for Rural Incomes	European Union		211,856
Redd Barna Forening				41,751
	CTR 230024 Tackling Human Resources for Health Crisis in Nepal through Informed Policy Decisions and Actions	European Union		41,751
Rural ReConstruction Nepal Association				9,971,685
	Community Support Programme Phase II	Department for International Development		9,971,685
Save the Children				15,377,736
	A Collaborative Approach Promoting Child Rights, NonDiscrimination and Child Participation	European Union		180,973
	Nepal Round 10 Proposal to Contribute to the Achievement of MDGs, 4,5,6 / Save the Children	Global Fund to Fight AIDS, Tuberculosis and Malaria		3,454,046

Implementing Agencies	Project Title	Donor Agency	District	Funding Fiscal Year 2013 -2014
				Actual Disbursements
	Suaahara	USAID		11,742,717
Search for Common Ground				331,905
	CTR 329365 Youth Engage: Multistakeholders Collaboration in Reducing Youth Engagement in Violence	European Union		223,632
	Promoting Women's Rights, Protection and Participation in the Post Conflict Situation through strengthening of District Coordination Committee, enhancing leadership skills of women, providing coaching to prepare for civil service examination	United Nations Development Fund for Women		108,272
Service Suppliers				12,776,652
	Go International	European Union	Banke Jhapa Kailali Kathmandu Parsa Rupandehi	258,106
	Centre for Inclusive Growth	DFID	Kaski	12,437,671
	Nepal Climate Change Support Programme	DFID		80,875
Shantimalika / IHRICON				123,882
	Strengthening capacity of NWC to promote women's empowerment and gender equality issues effectively in Nepal	United Nations Development Fund for Women		67,484
	Facilitating the Implementation of selected activities of the project "Partnership for Equality and Capacity Enhancement"	United Nations Development Fund for Women	Kathmandu Rupandehi Surkhet	56,399
Standing International Forum Onethnic Conflict Genocide & Humanrights International Alert Lbg				146,995
	CTR 250699 State and nonstate partnerships for inclusive justice	European Union	Banke Jumla Kailali Kathmandu Mahottari Panchthar Sunsari	146,995
The Carter Center				1,225,292
	Monitoring Nepal's Peace Process and Constitution Drafting Process	USAID		924,338
	Carter Senteret	Norway	75 districts	274,544

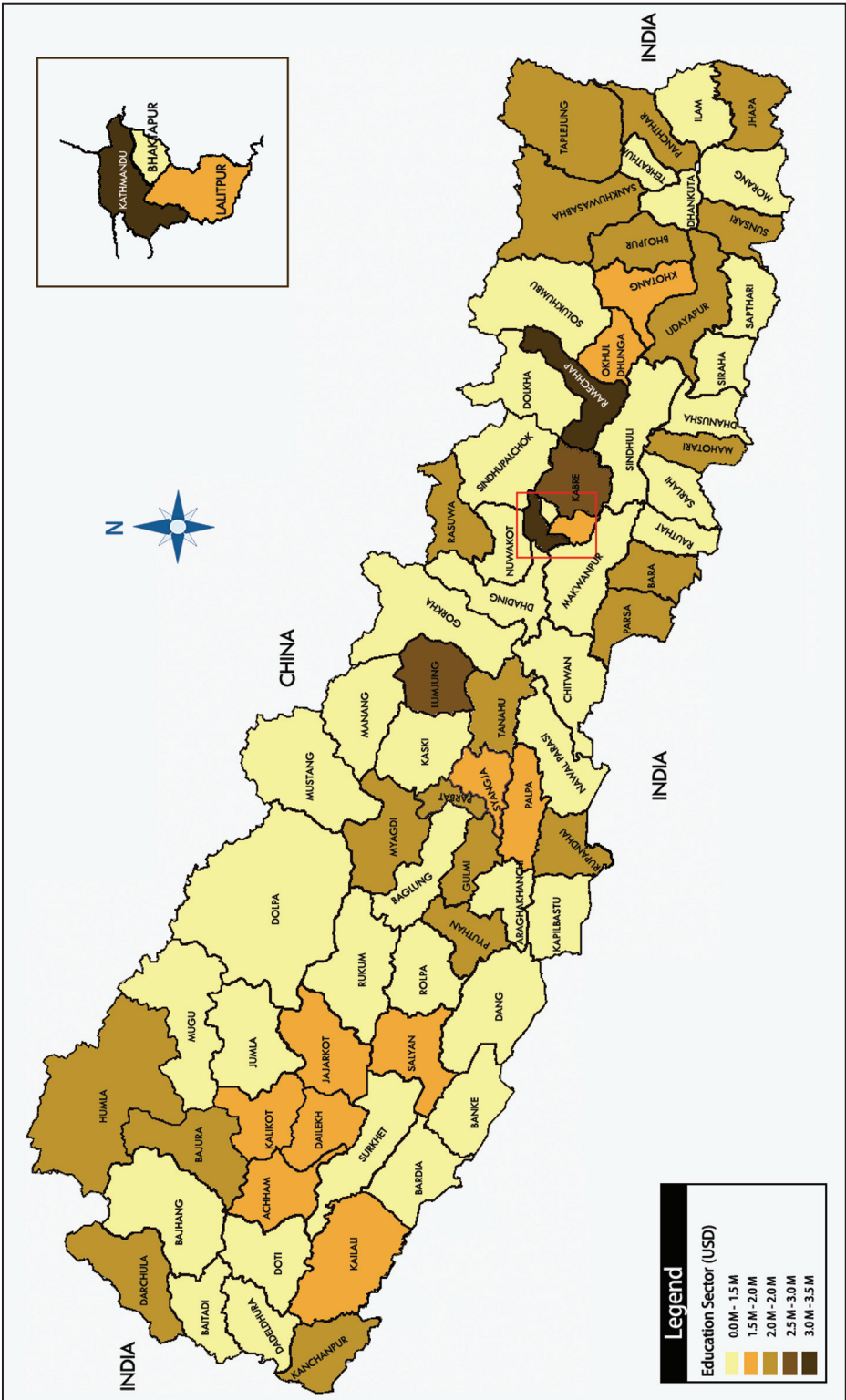
Implementing Agencies	Project Title	Donor Agency	District	Funding Fiscal Year 2013 -2014
				Actual Disbursements
The Naulo Ghumtiko Bidhan 2058 Association				148,691
	CTR 216441 Enhancing the Capacity of School Aiming to Provide Quality Educational Opportunities for All: Special Focus on Poor and Marginalised Communities in Western Terai Districts	European Union	Arghakhanchi Gorkha Lamjung	148,691
Transparency International Nepal				270,325
	Promoting National Integrity System TINepal	Norway		60,826
	CTR 271933 Advocacy and Legal Advice Centre and Development Pact	European Union		209,499
UCL Consultants Ltd.				19,433
	Tracking Study of Gender Based Violence Cases in Nepal	United Nations Development Fund for Women		19,433
Village Development And Women Awareness Centre Association				110,386
	Action for sustainable employment through skill enhancement	European Union	Achham Kailali Surkhet	110,386
Watch for Social Justice				47,698
	To enhance the capacity of local stakeholders on women, peace and security agenda in Kavre, Ramechhap and Sindhuli districts on the implementation of the National Action Plan on UNSCRs 1325 and 1820 in the districts	United Nations Development Fund for Women		47,698
Winrock International				(948,604)
	CTR 311804 Sustainable production of commercially viable products from municipal wastes through publicprivate partnerships in Green SMEs, Green City, Green Agro Products, and Green Employment Generation	European Union		319,456

Implementing Agencies	Project Title	Donor Agency	District	Funding Fiscal Year 2013 -2014
				Actual Disbursements
	Knowledgebased Integrated Sustainable Agriculture and Nutrition Project	U.S. Agency for International Development	Achham Banke Bardiya Dadeldhura Dailekh Dang Deukhuri Doti Gulmi Jajarkot Kailali Kanchanpur Kapilvastu Palpa Arghakhanchi Baitadi Pyuthan Rolpa Rukum Salyan Surkhet	(1,268,060)
World Wildlife Fund, Inc., Nepal Program				15,060,862
	Hariyo Ban Program	USAID		15,060,862
TOTAL				132,440,363

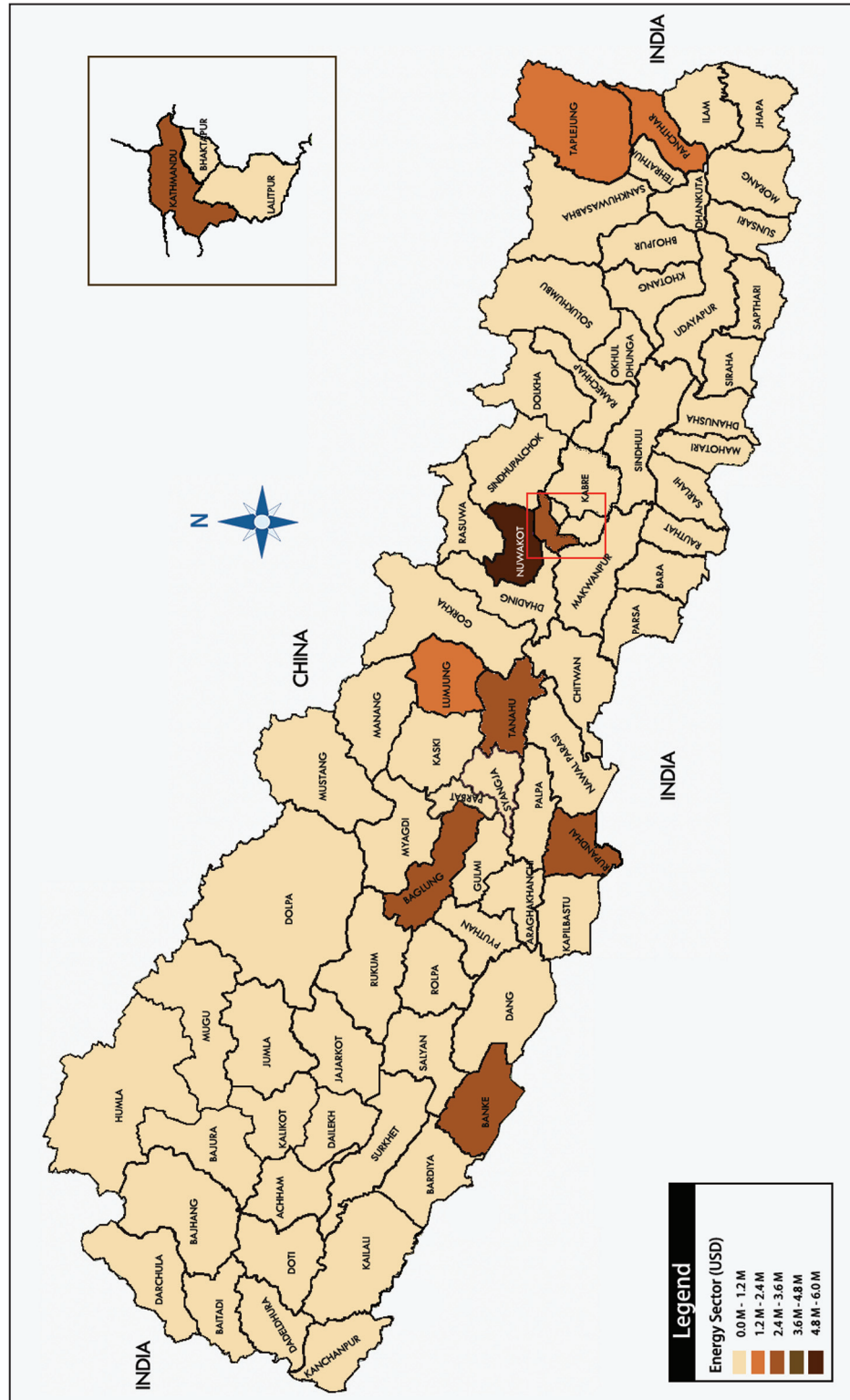
Number of Projects by District, FY 2013-14



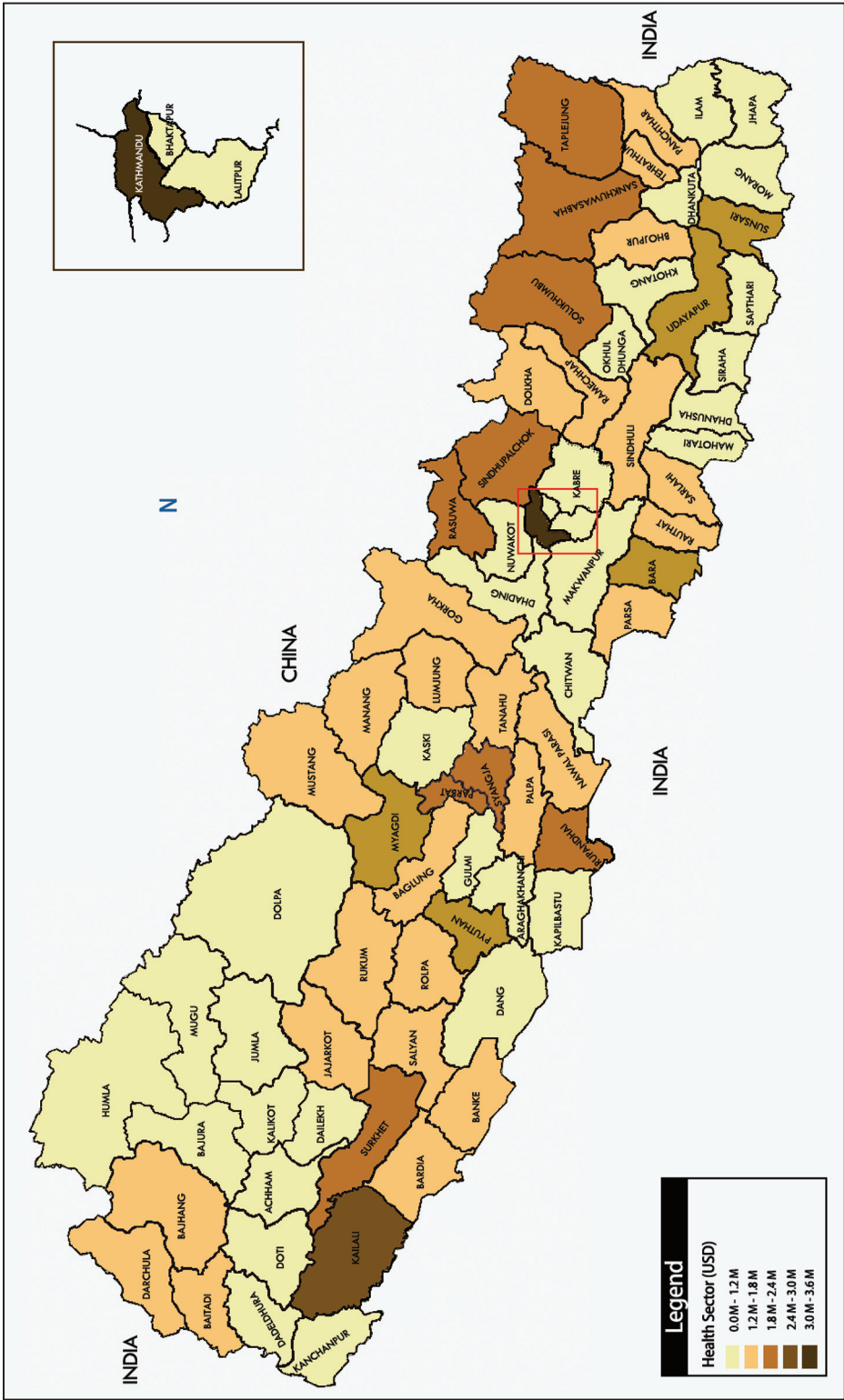
Education Sector Disbursement by District, FY 2013-2014



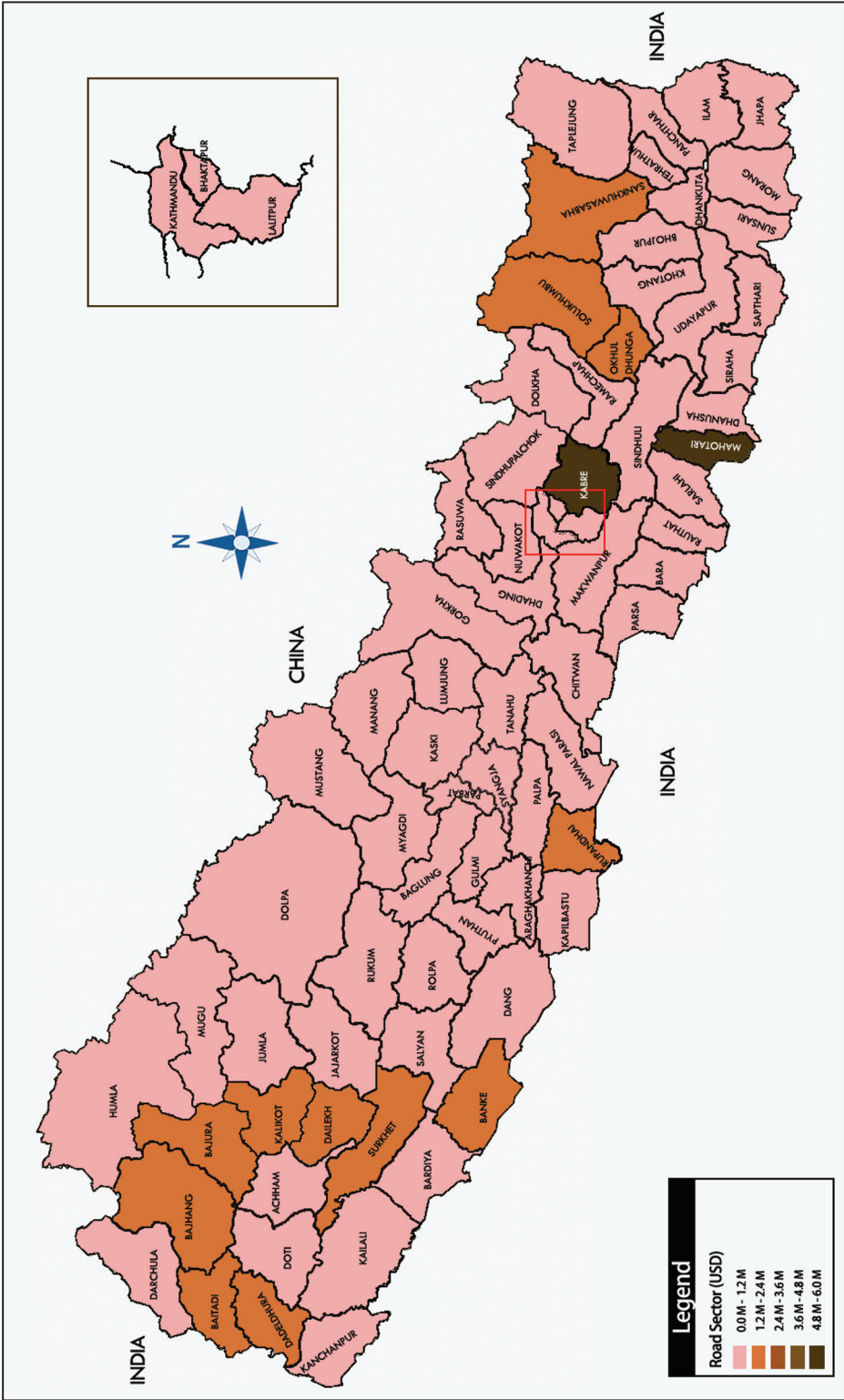
Energy Sector Disbursement by District, FY 2013-2014



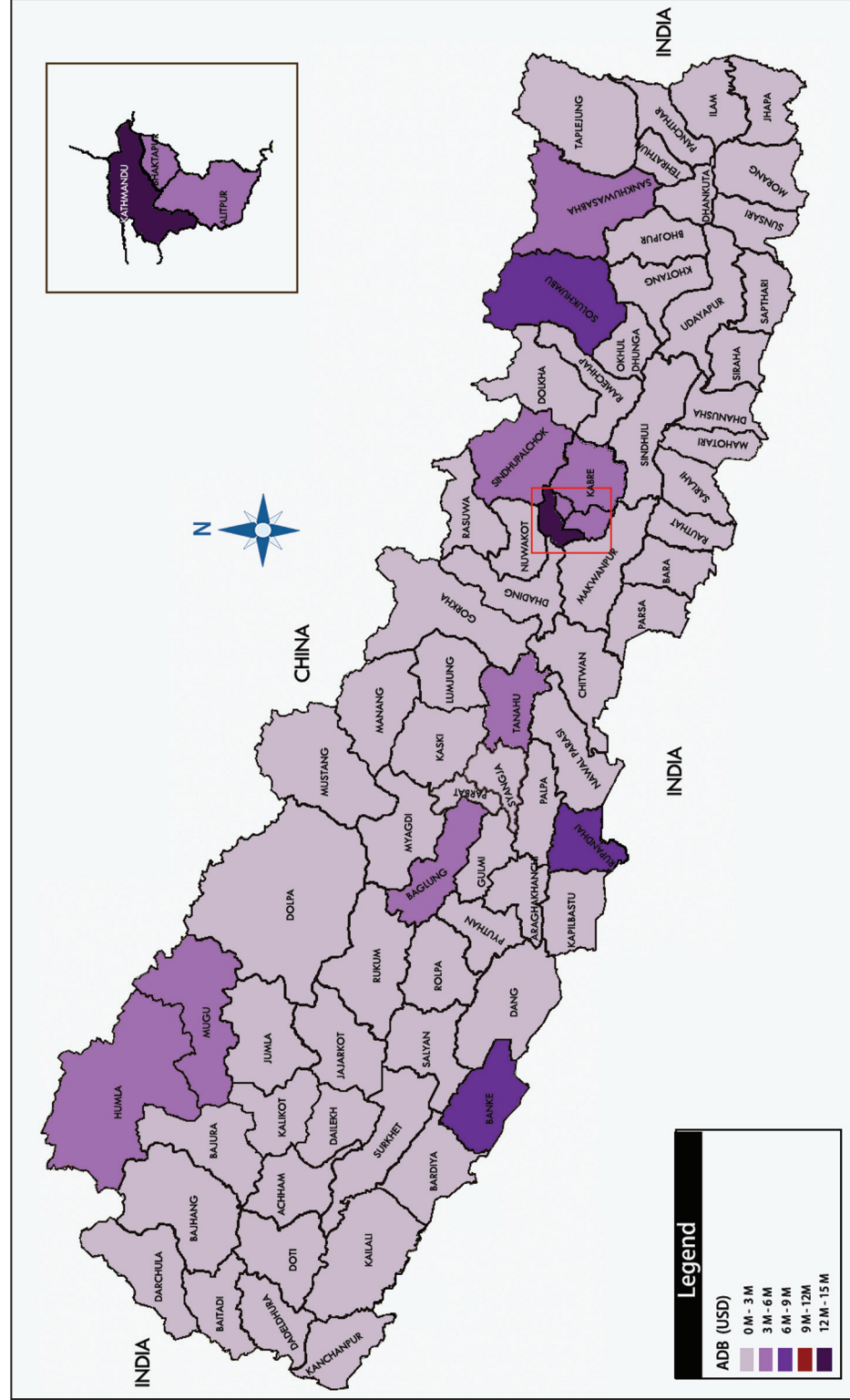
Health Sector Disbursement by District, FY 2013-2014



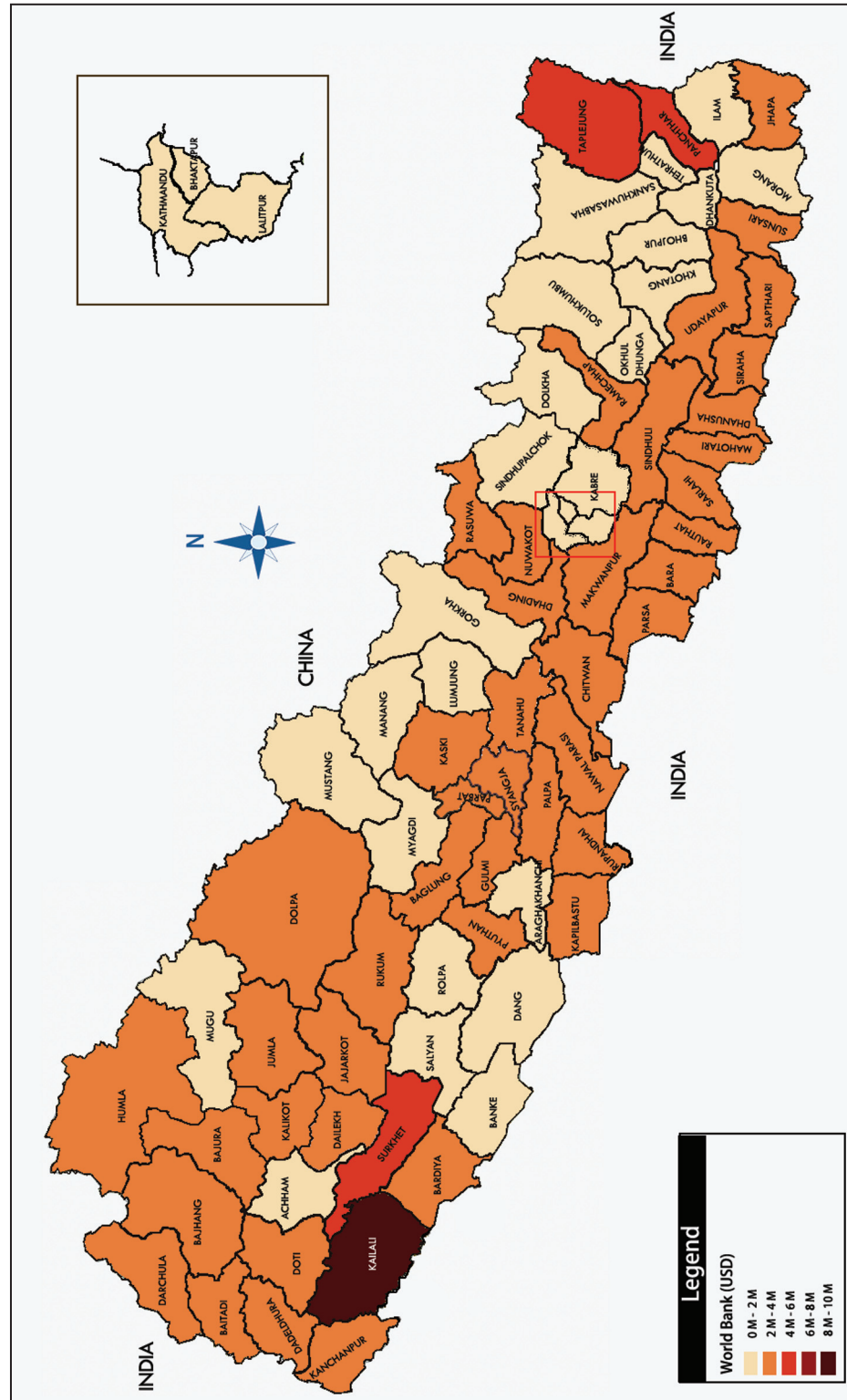
Road Sector Disbursement by District, FY 2013-2014



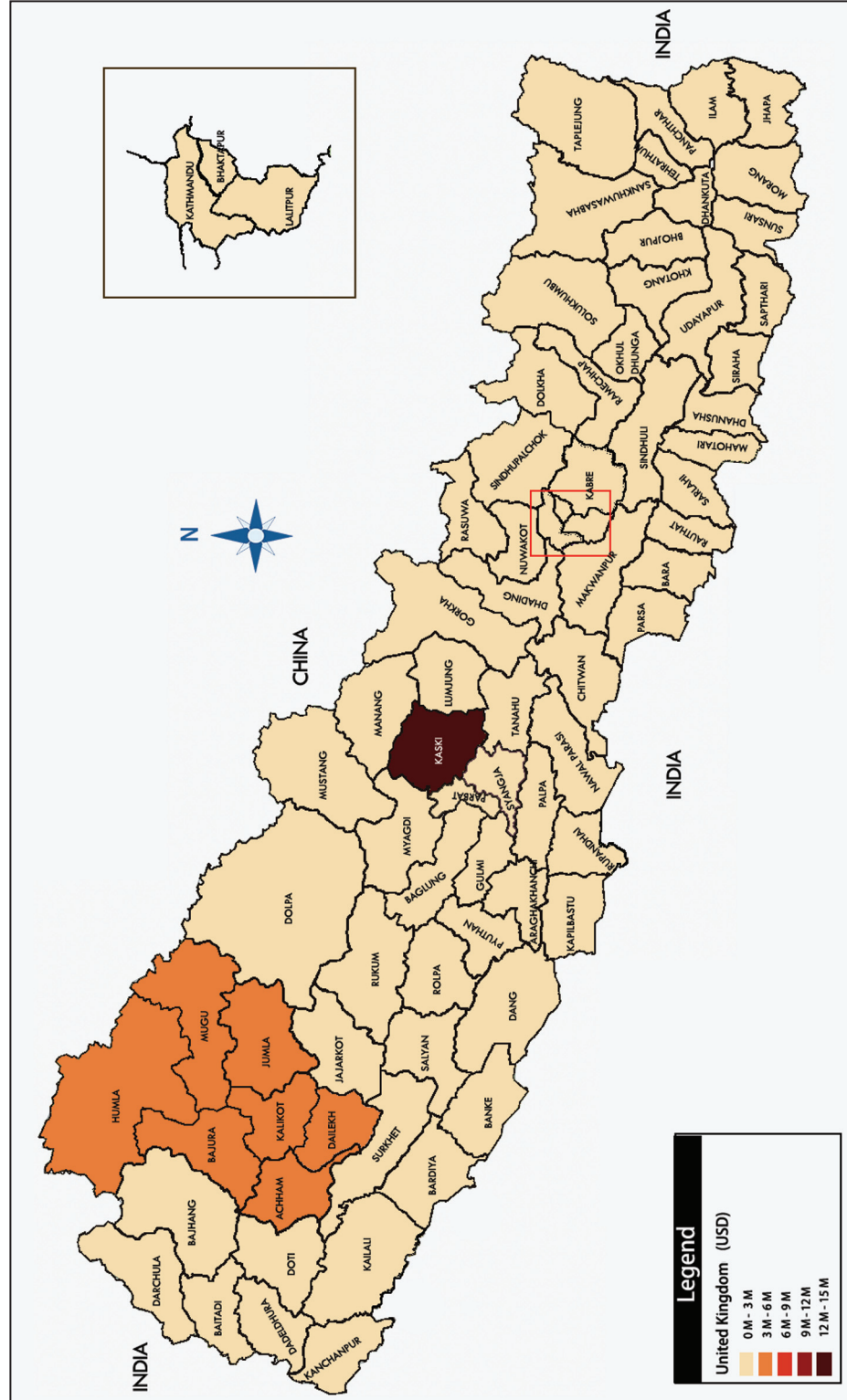
ADB Disbursement by District, FY 2013-2014



WB Disbursement by District, FY 2013-2014



UK Disbursement by District, FY 2013-2014



EU Disbursement by District, FY 2013-2014

