

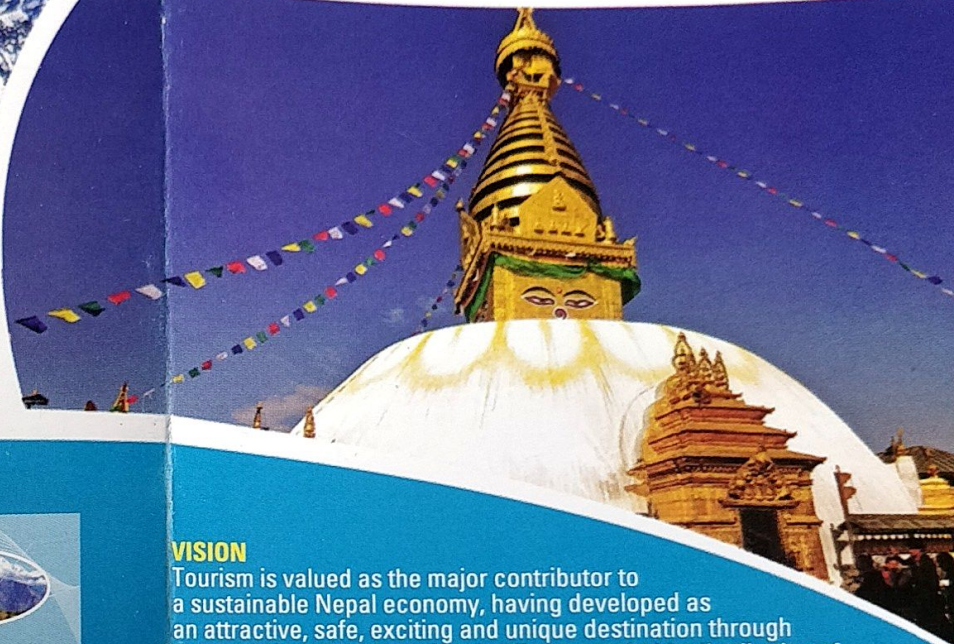
nepal



Tourism Facts 2019



Tourism is one of the potential sectors for the economic development of Nepal. It becomes a major source of earning foreign currency. Expansion of tourism sector expands the employment and income generation opportunity. Due to location of birth place of Lord Buddha, center of faith of Hinduism Pashupatinath, world heritage sites and numerous culturally valued places, Nepal is considered major destination for social tourism. Possession of 8 of the 10 highest mountains in the world and many more natural assets makes it a hotspot destination for mountaineers, rock climbers and other many adventure tourists. The religious harmony among communities, linguistics and culturally diverse people and climatic and geographical variations lure visitors worldwide



VISION

Tourism is valued as the major contributor to a sustainable Nepal economy, having developed as an attractive, safe, exciting and unique destination through conservation and promotion, leading to equitable distribution of tourism benefits and greater harmony in society.

MISSION

Increase annual international tourist arrivals to Nepal to two million by 2020 and augment economic opportunities and increase employment in tourism sector to one million


OBJECTIVES

- Develop tourism infrastructures, increase tourism activities, generate employment and spread benefits of tourism to grass roots level,
- Bring tourism into mainstream of socioeconomic development by creating enabling institutional environment,
- Enhance community capacity and expand tourism products and service in new and potential areas,
- Publicize image of Nepal in international tourism market,
- Improve capacity of airport and enhance flight safety, aviation security and extend connectivity,
- Create new tourism facility to attract new investment

Naturally Nepal Once is Not Enough



Government of Nepal
**Ministry of Culture
Tourism and Civil Aviation**
Singhadurbar, Kathmandu
www.tourism.gov.np
Ph : 977-01-4211785
Email. info@tourism.gov.np



TOURIST ARRIVALS IN NEPAL

Indicators	2018	2019	% Change
Tourist Arrival by:			
Air	969287	995884	2.67
Land	203785	201307	-1.23
Total	1173072	1197191	2.01
Average Length of Stay	12.4	12.7	2.2
Sex:			
Male	624928	626866	
Female	548144	570325	
By Age groups:			
0-15 years	54870	57523	
16-30 years	269648	254399	
31-45 years	360237	383155	
46-60 years	303452	305651	
61+ years	173299	176872	
Not Specified	11566	19591	
Top Five Country of Nationality:			
Rank 1	India	India	
Rank 2	China	China	
Rank 3	USA	USA	
Rank 4	Srilanka	United Kingdom	
Rank 5	United Kingdom	Srilanka	

Tourist Arrival by Major Five Airlines:

Rank 1	Nepal Airlines	Nepal Airlines
Rank 2	Jet Airways	Qatar Airways
Rank 3	Qatar Air	Fly Dubai
Rank 4	Fly Dubai	Air India
Rank 5	Air India	Air Arabia

Revenue from Tourism

	2018	2019	% Change
Total Earning(US\$ '000)	703179	724337	3.0
Average expenses / Visitor / day (US\$)	44	48	9.1
Tourist Guide	4126	4200	1.8
Trekking Guide	16248	17625	8.5

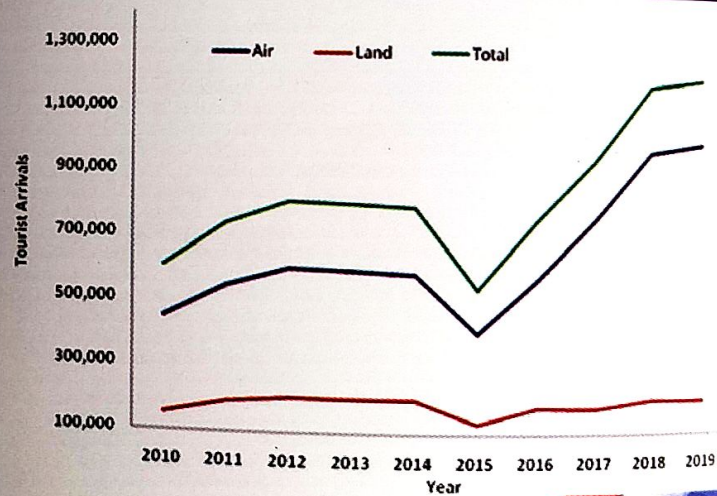
Major Tourism Activities

Mountain Climbing, Trekking, Bird Watching, Mountain, Flight, Rock Climbing, Rafting / Kayaking / Canyoning, Hot Air Ballooning, Bungy Jumping, Paragliding, Ultra, Light Aircraft, Mountain Biking, Jungle Safari

Rara Lake

Indicators	2018	2019	% Change
Purpose of Visit:			
Holiday/Pleasure	703843	778173	10.56
Pilgrimage	187692	197786	5.38
Trekking & Mountaineering	169180	171937	1.63
Others	112357	49301	-56.12
Places Visited:			
National Parks and Wildlife Reserve	395791	429764	8.6
Pashupati Area (excluding Indian)	163311	171937	5.3
Lumbini (excluding Indian Tourists)	169180	173083	2.3
Manaslu Trekking	7371	6070	-17.7
Mustang Trekking	4116	3739	-9.2
Humla Trekking	10814	8670	-19.8
Lower Dolpa Trekking	1222	1360	11.3
Kanchanjunga Trekking	970	911	-6.1
Upper Dolpa Trekking	525	530	1.0
International Airlines Movement:			
Arrival	16964	16212	-4.4
Departure	16961	16213	-4.4
Total	33925	32425	-4.4

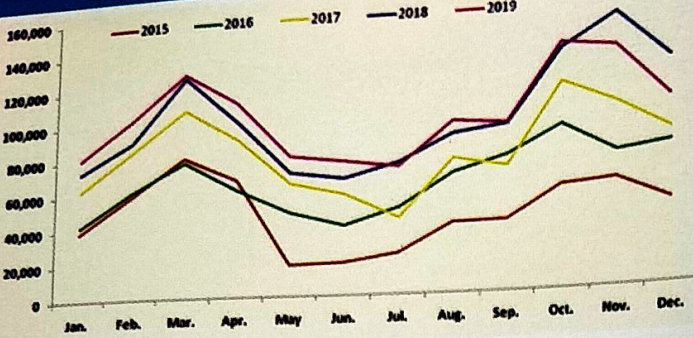
TOURIST ARRIVAL IN NEPAL 2010-2019



Lumbini



TOURIST ARRIVAL BY MONTH, 2015-2019

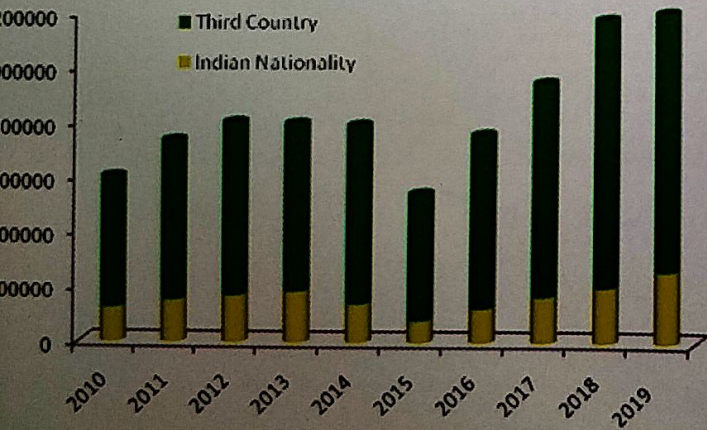


PURPOSE OF VISIT 2019




■ Holiday Pleasure
 ■ Trekking & Mountaineering
 ■ Pilgrimage
 ■ Others

TOURIST ARRIVALS BY COUNTRY, 2010-2019



Most popular Mountain for climber in 2019 (above 6500 mtrs)

S.N.	Name & Height (Meter) of Mountain	No. of Member
1	Mt. Amadablam (6814m.)	402
2	Mt. Everest (8848m.)	397
3	Mt. Manaslu (8163m.)	270
4	Mt. Himlung (7126m.)	121
5	Mt. Saribung (6346m.)	112
6	Mt. Lhotse (8516m.)	98
7	Mt. Thapa Peak (6012m.)	89
8	Mt. Makalu (8463m.)	59
9	Mt. Annapurna IV (7525m.)	47
10	Mt. Thorang Peak (6144m.)	40



Most popular Mountain for climber in 2019 (below 6500 mtrs)

S.N	Peak	Pax
1	Imja Tse (Island)	2639
2	Mera	1728
3	Lobuje	966
4	Phaarchamo	130
5	Chulu East	118
6	Lobuje West	94
7	Chulu West	73
8	Kyazo Ri	56
9	Laarkya	54
10	Ganjala Chuli (Naya Khang)	49

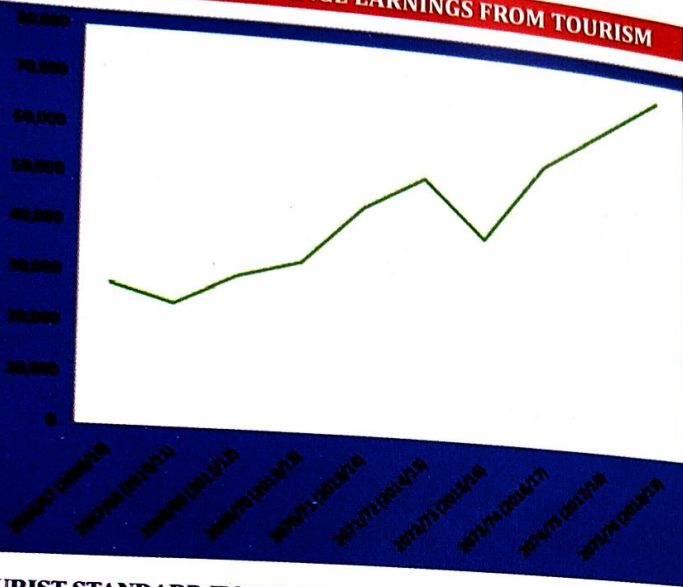
Mountaineering Expedition:

Total Team	1910	1921	0.6
Total Person	8641	8202	-5.1
Royalty to Government (Rs.' 000)	467938	568269	21.4

akimandir



GROSS FOREIGN EXCHANGE EARNINGS FROM TOURISM



MAJOR CIVIL AVIATION INDICATORS, NEPAL

Main Indicator	2016	2017	2018	2019
Number of Nepalese Airlines operating international flight	3	3	3	3
Number of International Airlines operating	26	30	29	29
Number of countries Bilateral agreement for Airlines service	38	38	38	40
Number of total airlines seats*	8000000	8000000	8000000	9000000
Number of Domestic airline Companies operation (both roter & fixed wings)	19	20	20	19
Number of International Airport	1	1	1	1
Number of Fixed Wings Operation	10	10	10	9
Number of Helicopters operation	9	10	10	10
Number of Aviation Recreation companies	75	74	75	76
Number of Airport operation in all seasons	26	29	31	34
Number of Airport operation	32	32	35	32



TOURIST STANDARD HOTEL REGISTERED IN NEPAL

Year	Star Hotel	No of Beds	Standard Hotels	No of Beds	Total Hotel	No of Beds
2075	129	11146	1125	29710	1254	40856
2076	138	13200	1151	30799	1289	43999

Year	Travel Agency	Trekking Agency	Rafting Agency	Tourist Vehicles Service	Tour Guide	Trekking Guide	River Guide
2072/73	2768	2019	66	67	3507	11358	187
2073/74	3444	2367	72	72	3717	13049	207
2075/76	3824	2637	73	72	3876	13831	230
2075/76	3508	2649	73	77	4126	16248	253
2075/76	3680	2764	81	82	4200	17625	266

SUMMARY OF VISITORS BY BROAD ORIGIN IN LUMBINI BY MONTH, 2019

S.N.	Country	Jan.	Feb.	Mar.	April	May	June	July	Aug.	Sept	Oct.	Nov.	Dec.	Total
1	Nepal	110300	88234	86743	247726	154707	52664	30291	32154	22753	104225	127139	121204	1401178
2	India	19168	12041	17059	11643	23377	19166	7844	8457	8341	20909	29568	27252	204825
3	Third Countries	13619	25868	29400	8650	3228	2390	3376	14738	8627	18577	26772	17838	173083
	Total	143087	126143	133202	268019	181312	74220	41511	55349	39721	143711	183479	166294	1779086

Pasupatinath



Chitwan

