

Nepal Telecommunications Authority

MIS Report

Bhadra, 2075 (17August, 2018 - 16 septmber,2018)

**P.O. Box No. 9754
Kamaladi, Kathmandu
Phone No.: +977-1-4254681
Fax No.: +977-1-4255250
E-mail: ntra@nta.gov.np, info@nta.gov.np
URL: www.nta.gov.np**

**Published on
Kartik, 2075 (October, 2018)**

1. Telecom Statistics :- Data of Bhadra, 2075 (17 August, 2018)

1.1 Subscription of Voice Telephony Service :-

Services Operators	Fixed			Mobile		Others	Total
	PSTN	WLL	VSAT	GSM	CDMA	GMPCS	
NDCL	678,573	120,843	581	18,049,498	1,606,123	-	20,455,618
UTL*	-	50,136		-	476,738	-	526,874
NCELL	-	-		16,534,164	-	-	16,534,164
NSTPL*	-	2,984		325,554	-	-	328,538
STPL	-	-		1,898,392	-	-	1,898,392
Others	-	-		-	-	1,742	1,742
Total	678,573	173,963	581	36,807,608	2,082,861	1,742	39,745,328
	853,117			38,890,469		1,742	
Services							Subscription (%)
Fixed							2.91
Mobile							132.77
Others (GMPCS)							0.01
Total							135.69

Population Projection (2011-2031) 29,291,746 (Source: cbs.gov.np)

1.2 Broadband Service

Services		Subscribers					Total
		NDCL	UTL*	NCELL	STPL	ISPs	
Fixed Broadband (Wired)	ADSL #	996,769	-	-	-	-	996,769
	Cable/FTTH #	4,338	-	-	-	2,082,910	2,087,248
	Internet LeaseLine	575					575
Fixed Broadband (Wireless)	Radio(Wi-fi) #					290,453	290,453
	WiMAX #	86,791	-		-		86,791
Mobile Broadband	3G	5,113,127		4,855,254			9,968,381
	4G	635,726	-	1,244,756	48,369	-	1,928,851
	EVDO	136,573	63,203				199,776
Total		6,973,899	63,203	6,100,010	48,369	2,373,363	15,558,844
Services							subscription(%)
Fixed Broadband (Wired) #							10.53
Fixed Broadband (Wireless) #							1.29
Mobile Broadband							41.30
Total Broadband (%)							53.12

Note: Data/Internet Service through GPRS Service is excluded in Broadband subscription

1 Connection equal to 4.88 subscribers for fixed broadband (Source : cbs.gov.np)

* Data for the month of Bhadra not received

FTTH- Fibre to the Home

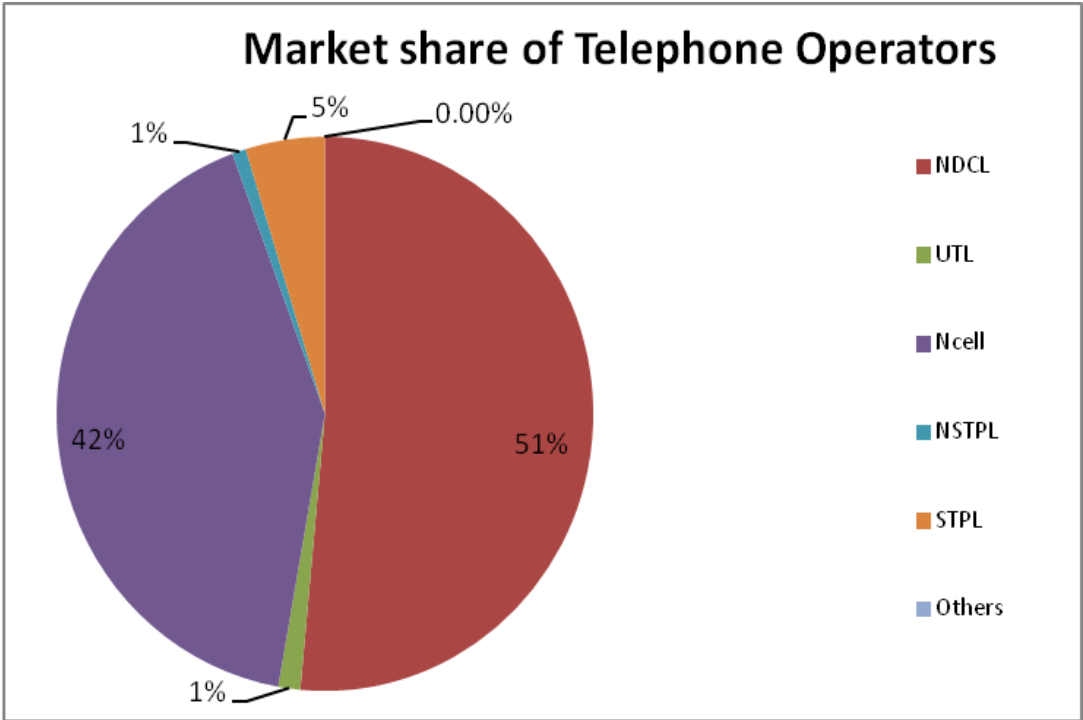
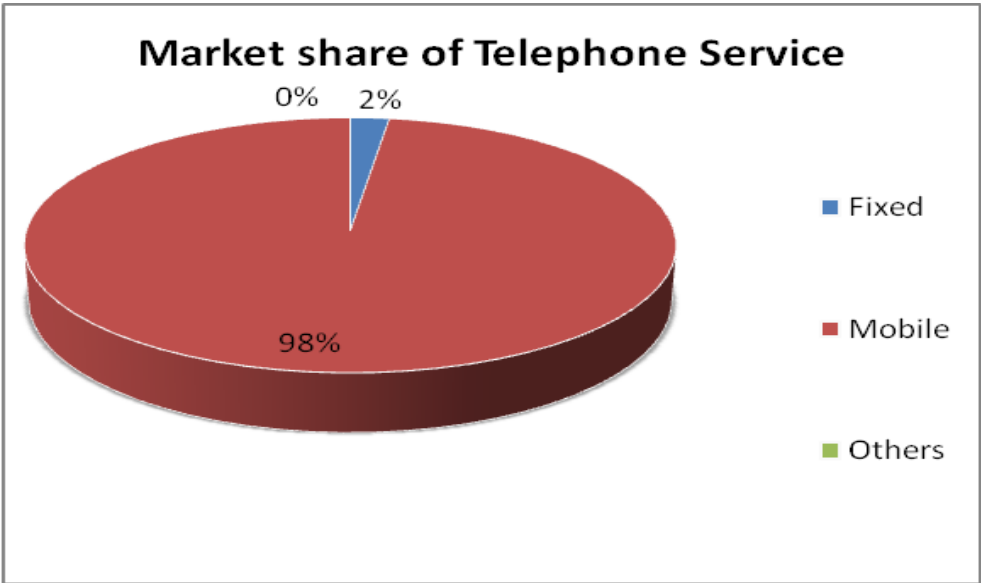
NDCL- Nepal Doorsanchar Company limited

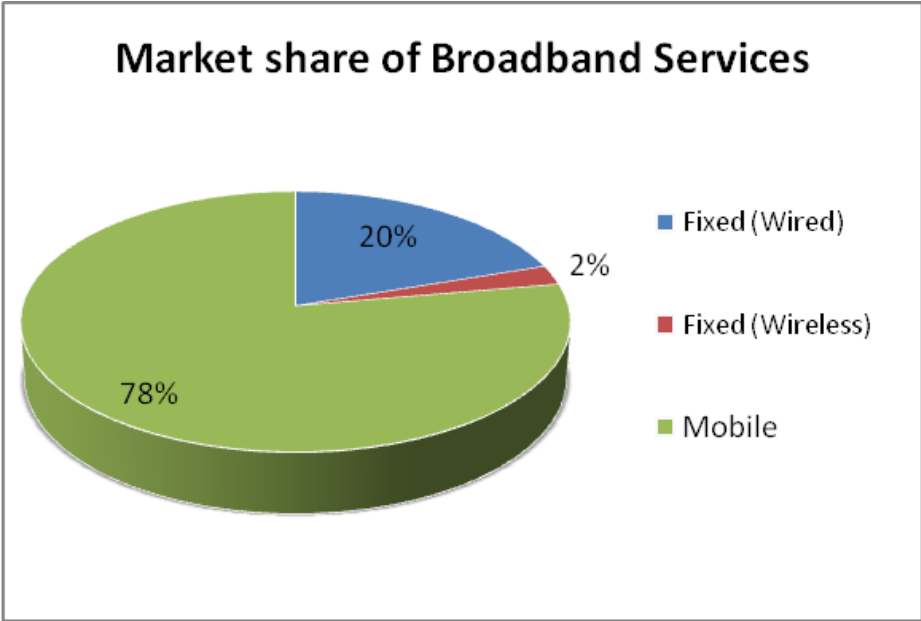
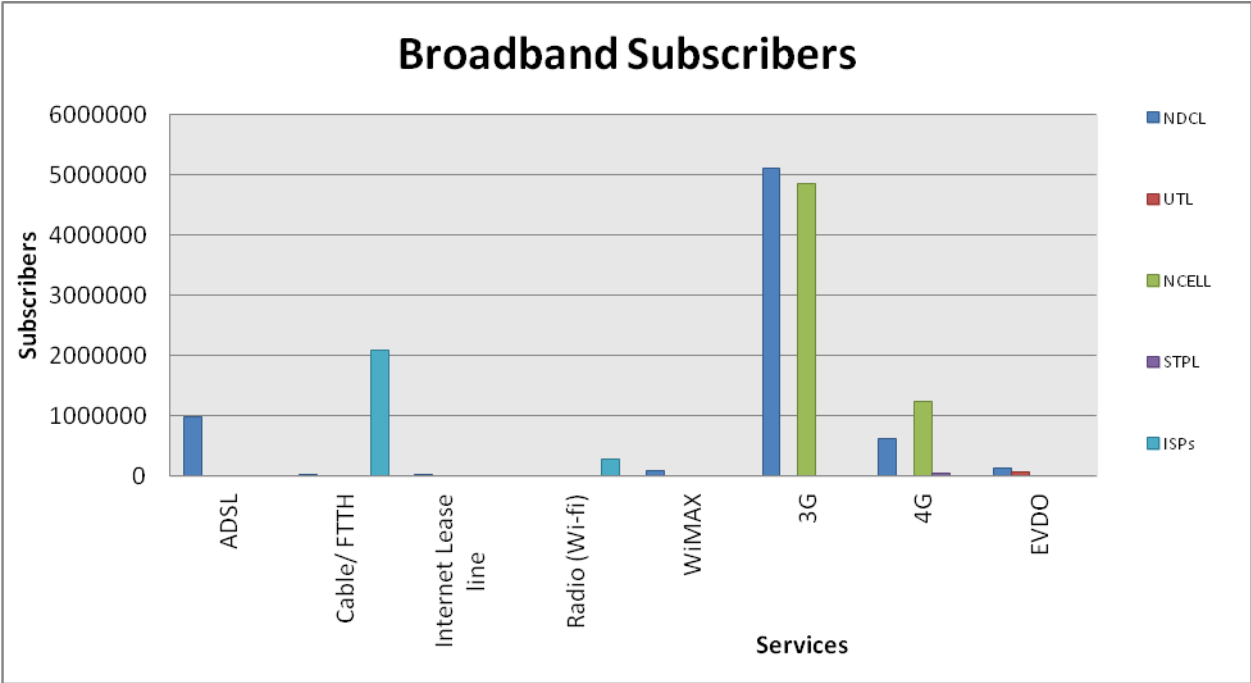
UTL- United Telecom Limited

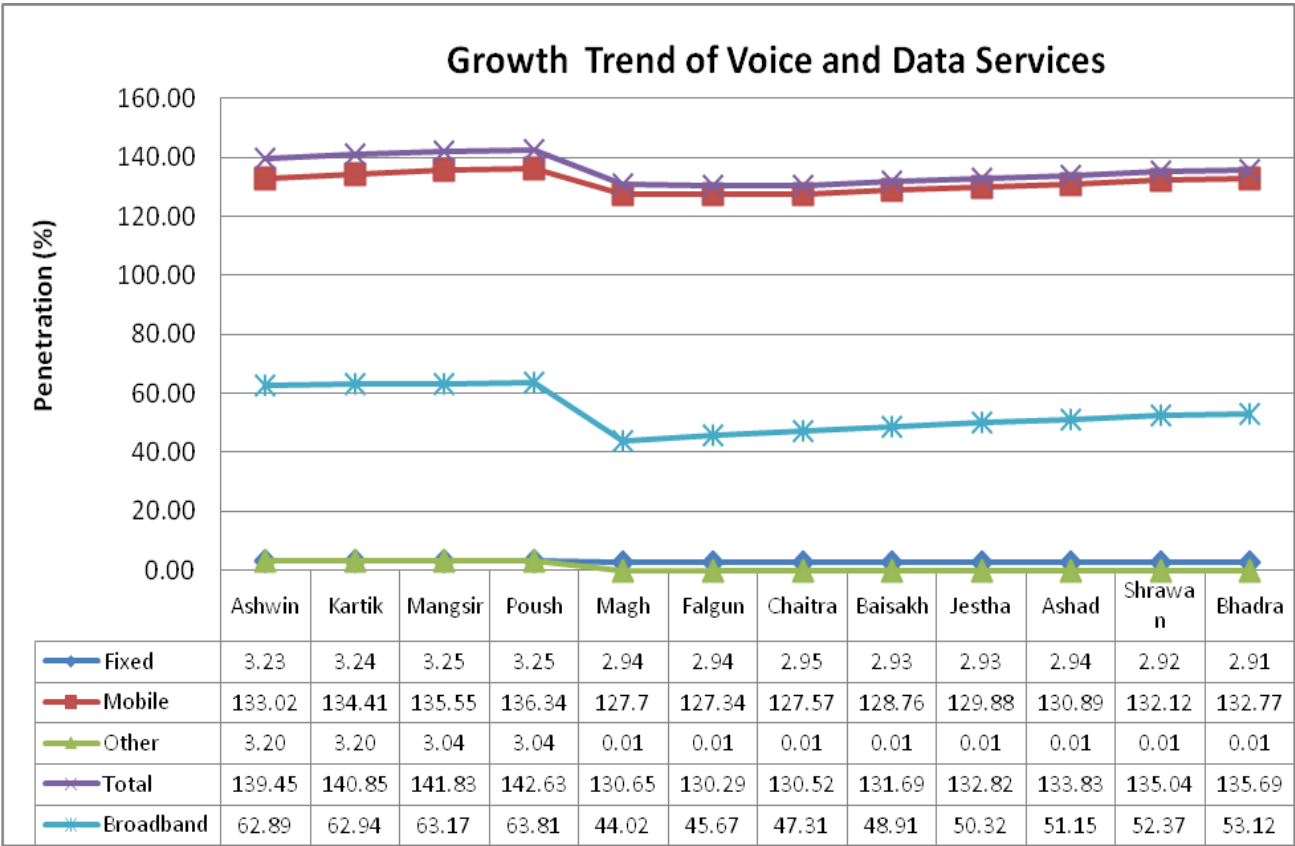
NCell- Ncell Pvt.Ltd.

NSTPL- Nepal Satellite Telecom Pvt.Ltd

STPL- Smart Telecom Pvt.Ltd

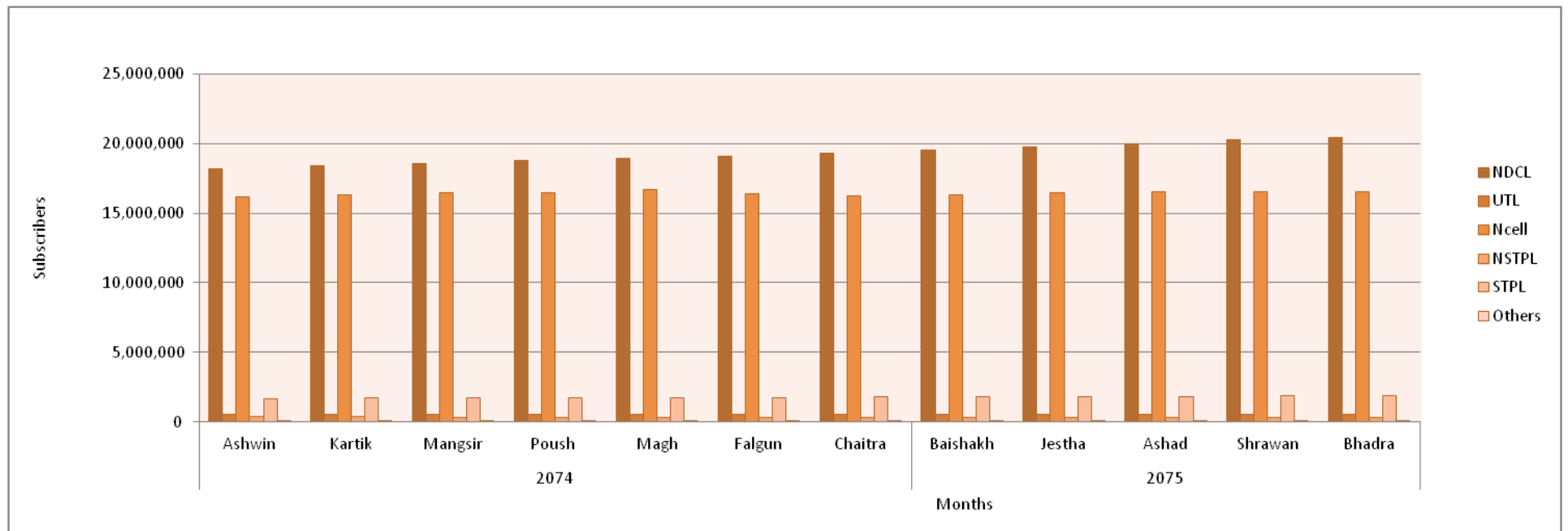






Glimpse of telephone subscribers in one year

S.No.	Operators	2074							2075				
		Ashwin	Kartik	Mangsir	Poush	Magh	Falgun	Chaitra	Baishakh	Jestha	Ashad	Shrawan	Bhadra
1	NDCL	18,195,450	18,386,530	18,558,133	18,744,394	18,943,054	19,113,776	19,322,844	19,542,620	19,747,434	19,980,520	20,250,916	20,455,618
2	UTL	526,869	526,870	526,873	526,873	526,873	526,873	526,873	526,874	526,874	526,874	526,874	526,874
3	Ncell	16,148,290	16,305,376	16,433,367	16,433,367	16,704,788	16,424,202	16,250,839	16,331,372	16,452,110	16,513,859	16,568,435	16,534,164
5	NSTPL	371,668	371,668	328,538	328,538	328,538	328,538	328,538	328,538	328,538	328,538	328,538	328,538
6	STPL	1,700,915	1,719,610	1,724,580	1,749,982	1,763,023	1,765,011	1,800,317	1,843,968	1,849,768	1,851,021	1,879,951	1,898,392
7	Others	1,742	1,742	1,742	1,742	1,742	1,742	1,742	1,742	1,742	1,742	1,742	1,742



1.3 License issued as of Bhadra, 2075 (17July, 2018)

S. No.	Name of the Services	Number of the licensee
1.	Basic Telecommunications Service	2
2.	Basic Telephone Service	2
3.	GSM Cellular Mobile Service	2
4.	Network Service Provider	15
5.	VSAT Users	8
6.	Internet (With E-mail) Service	96
7.	GMPCS Service	2
8.	Rural Telecom Service	1
9.	Limited Mobility Service	7
10.	International Trunk Telephone Service	1
11.	VSAT Users (Rural Area)	8
12.	Internet (With Email) Service in Rural Area	5
13.	Pre-Paid Calling Card Service	1
	Total	150

* Year wise licensing activity of NTA is shown in Appendix-1

2. NTA Activities

2.1. Type Approval Certificate:

List of type approval certificates issued in the month of Bhadra, 2075

S. No.	Type of Device	Type of certificate	Number
1.	Short Range Device	Provisional	11
		Periodic permanent	9
2.	GSM Mobile Handset	Provisional	66
		Periodic permanent	10
3.	GSM Device	Provisional	4
		Periodic permanent	1
4	Tablet	Provisional	1

2.2. **Foreign Currency Recommendation:** NTA recommended foreign currency equivalent to NRs.59,822,775.22(Approx) for the payment of Bandwidth & other service Charges of different Telecom operators, during the month of Bhadra, 2075

2.3. **Recommendation for import of Telecommunications Equipment :-** NTA recommended foreign currency equivalent to NRs. 305,170,527.56(Approx) for the payment of Telecommunication equivalent Of different Telecom operators, during the month of Bhadra, 2075 .

2.4. **Essuance of License in Bhadra, 2075 :-** N/A

2.5. **Renewal of License during Bhadra, 2075 :-** N/A

2.6. **Cancellation of License During Bhadra, 2075 :-** N/A

3. Human Resource and Capacity Building: -

3.1. International Training, Seminar, Study and Observation Tours/Visit:

3.2. National Training, Seminar, Study and Observation Tours/Visit: -

4. List of the members of Nepal Telecommunications Authority

S.N	Members Name	Designation	Date of Appointment
1.	Mr.Digambar Jha	Chairman	2075/5/21
2.	Mr. Chudamani Chaulagai	Member	2074/02/19
3.	Mr. Teknath Acharya	Member	2074/02/19
4.	Mr. Hem Kumar Shrestha	Member	2074/09/28
5.	Mr. Rammani Duwadi	Member	2075/02/31

For Details Contact:

Economic Analysis and Consumer Protection Section

Nepal Telecommunications Authority

Kamaladi, Kathmandu

Phone No.: +977-1-4254681 (Ext. 239)

Fax No.: +977-1-4255250

E-mail: info@nta.gov.np, ntra@nta.gov.np

Apendix-I

NTA Licensing Activity at a glance as of 16 July 2018 (End of Ashad 2075)

S. No.	Services	Fiscal Year																			Total no. of License	License Cancelled	Existing no. of License
		56/57	57/58	58/59	59/60	60/61	61/62	62/63	63/64	64/65	65/66	66/67	67/68	68/69	69/70	70/71	71/72	72/73	73/74	74/75			
1	Basic Telecommunication	0	1	0	1	0	0	0	0	1	0	0	0	0	0	0	0	0	0	0	3	1	2
2	Basic Telephone Service	0	0	0	0	0	0	0	0	0	0	0	0	0	1	0	0	0	1	0	2	0	2
3	GSM Mobile	1	0	0	0	0	1	0	0	0	0	0	0	0	0	0	0	0	0	0	2	0	2
4	Network Service Provider	6	1	3	0	1	0	0	2	1	0	1	0	0	0	2	1	0	3	2	23	8	15
5	Pre-Paid Calling Card	0	0	0	0	0	0	0	0	0	0	0	0	0	1	0	0	0	0	0	1	1	0
6	VSAT User	16	8	11	15	20	6	41	7	0	6	22	0	5	0	0	0	0	0	157	149	8	
7	Internet (with e-mail)	13	2	3	2	6	6	7	3	3	7	12	5	1	0	5	3	7	23	26	134	38	96
8	Radio Paging	6	2	0	0	0	0	0	0	0	0	0	0	0	0	0	0	0	0	8	8	0	
9	Fax Mail	4	2	0	0	0	0	0	0	0	0	0	0	0	0	0	0	0	0	6	6	0	
10	Video Conferencing	1	0	0	0	0	0	0	0	0	0	0	0	0	0	0	0	0	0	1	1	0	
11	GMPCS	0	0	0	2	0	0	0	1	0	0	0	0	0	0	0	0	0	0	3	1	2	
12	Rural Telecom	0	0	0	0	1	0	0	0	1	0	0	0	0	0	0	0	0	0	2	1	1	
13	Limited Mobility	0	0	0	0	0	0	2	4	4	3	35	61	0	0	0	0	0	0	109	102	7	
14	Int. Trunk Telephone	0	0	0	0	0	0	0	0	2	0	0	1	1	0	0	0	0	0	4	3	1	
15	Rural VSAT User	0	0	0	0	0	0	0	0	1	2	5	3	5	0	0	1	0	3	1	21	12	9
16	Rural ISP	0	0	0	0	0	0	0	0	0	1	5	0	0	0	2	1	2	0	0	11	6	5
Total		47	16	17	20	28	13	50	17	13	19	80	70	12	2	9	6	9	30	29	487	337	150

Internet Subscribers of Service as of Bhadra, 2075

S.No.	Company Name	Wireless	Cable	Fiber	Total
1	Mercantile Communication (Pvt). Ltd. DurbarMarg, Kathmandu*	587		540	1,127
2	WorldLink Communications (Pvt.) Ltd. Jawalakhel, Lalitpur	5,167	513	232,150	237,830
3	Himalayan Online Services (Pvt) Ltd. Durbarmarg, Kathmandu	175	0	5,130	5305
4	Vianet communicatuins Pvt. Ltd., Jawalakhel, Lalaitpur *			52,132	52,132
5	Web Surfer Nepal Communication. System Pvt. Ltd.,Tinkune Kathmandu	5,008	1,318	8,792	15,118
6	Subisu Cablenet Pvt.Ltd. Baluwatar, Kathmandu*	10,292	31,905	13,774	55,971
7	Japan Nepal Information Communication Technology, Kalikasthan*	207		123	330
8	Broadlink Network & Communication Pvt.Ltd., Kathmandu*	23,624		3,405	27,029
9	Sustainable Network Pvt.Ltd. Pulchok, Lalitpur	152	4	2	158
10	Nepal Net Sanchar, Biratnagar	62	0	21	83
11	Allied Net Link Technologies Pvt. Ltd., Marajgunj, Kathmandu*	100	228		328
12	ITEL communication Pvt. Ltd., Jawalakhel, Lalitpur *		2,004	4,146	6,150
13	Eastern Networks Pvt. Ltd., Naxal, Kathmandu*		206		206
14	Net Max Technologies P. Ltd, Anamnagar, Kathmandu*	4,240	149	795	5,184
15	Fiber Online Pvt. Ltd., Jawalakhel, Lalitpur*		474		474
16	Pokhara Internet Pvt. Ltd., Pokhara, Kaski	1,156		1,846	3,002
17	Cherry World Communications Pvt.Ltd	75		1,447	1,522
18	Classic Tech Pvt. Ltd., Baneshwor, Kathamandu	3,423		35,490	38,913
19	Eastlink Technology Pvt. Ltd., Tripureshwor, Kathamandu			2,150	2,150
20	TechMinds Network Pvt.Ltd., Narayangarh, Chitwan *	4,050		14,437	18,487
21	Barahi Internet Techanologies p. Ltd., Srijana Chowk -8, Pokhara	276		1,036	1,312
22	IBSS Nepal Pvt. Ltd., Sinamangal, Kathmandu *	350		759	1,109
23.	Arrownet Pvt. Ltd. , Tripureshwor, Kathmandu	229		4,639	4,868
24.	Shikhar Net Pvt. Ltd., ,Dhanagadhi, Kailali *	30			30

25.	VNS Technology PVT LTD Dhanushak	42		41	83
26.	Unified Communication Pvt.Ltd*	11		31	42
27.	Y.Zone Pvt.Ltd*	246	1,066		1,312
28.	SKY cable TV PVT LTD*		5,604		5,604
29	Hawk Net Pvt.Ltd*	1		79	80
30.	First Link	16		390	406
	Total	59,519	43,471	383,355	486,345