

Government of Nepal
Consolidated Financial Statement
Fiscal Year 2013/14



Government of Nepal
Financial Comptroller General Office
Anamnagar, Kathmandu, Nepal
Website: www.fcgo.gov.np

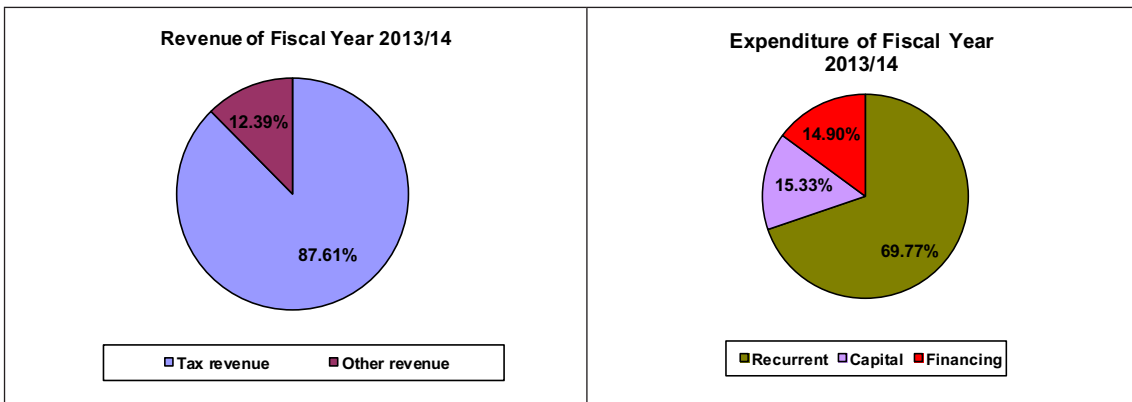
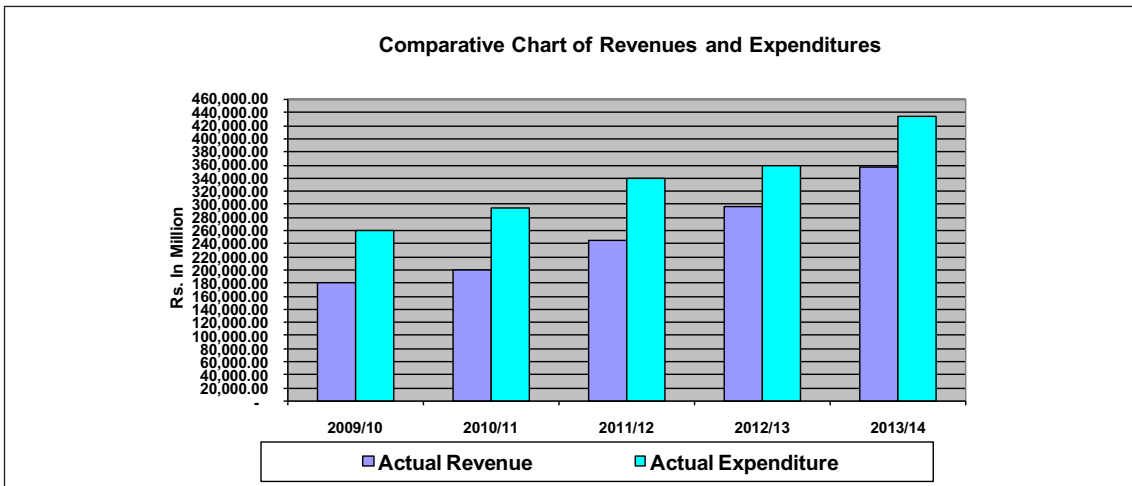
For Comments, Contact or Mail to:

Statistical Analysis Section
Financial Comptroller General Office
Kathmandu, Nepal

Phone: 01-4429954, Fax: 01-4414651
E-mail: sas@fcgo.gov.np

Government of Nepal Consolidated Financial Statements

Fiscal Year 2013/2014



Government of Nepal
Financial Comptroller General Office
 Anamnagar, Kathmandu, Nepal
 Email: sas@fcgo.gov.np
 Website : www.fcgo.gov.np
 Website : www.fcgo.gov.np Website : www.fcgo.gov.np

Acknowledgement

It is my pleasure to present the report on the Consolidated Financial Statement of FY 2013/14 of the Government of Nepal. It is the prime job of the FCGO given by financial Procedure Acts and Regulation. This report is a part of our sincere commitment towards maintaining transparency and accountability in public expenditures and overall PFM system of Nepal. This report briefly reveals Macro Financial Scenario of the Government of Nepal. Furthermore, it also furnishes overall performance of Public Financial Management (PFM) of the Government of Nepal.

I believe that this report would be useful to all who are eager to know the facts and figures of Nepalese Public Financial Management System including Development Partners. I would appreciate any suggestions and comments on the report, which help us in improving the quality of this report in the coming Fiscal Years.

This publication has become possible with the usage of the existing IT based Financial Management Information System & Treasury Single Account (TSA). There is a need of further strengthening the financial management system and TSA system to produce quality and complete report in a timely manner.

Finally, I would like to appreciate the efforts of my colleagues who have been involved in compiling and preparing this report. This report is also available at our website www.fcgo.gov.np.

May, 2015



Act. Financial Comptroller General
Financial Comptroller General Office
Anamnagar, Kathmandu, Nepal

Table of Content

S.No.	Contents	Page	No.
	Acknowledgement		I
	Table of Contents		II
	Acronyms		IV
<hr/>			
A	Executive Summary		1
B	Accounting Principles and Additional Disclosure		9
1	Comparative Summary of Income & Expenditure		11
2	Charts of Revenue Collection and Source-wise Expenditures		12
3	Summary of Actual Expenditure		15
4	Highlight of Macro Financial Scenario		16
	4.1 Macro Level Budget Operation		16
	4.2 Macro Scenario		17
	4.3 Allocative Efficiency		19
	4.4 Sources of Funds		21
	4.5 Expenditure Priority		22
	4.6 Ratio with Revenue		23
	4.7 Revenue and Expenditure of Development Regions		27
	4.8 Other Status		28
5	Financial Operation		33
	5.1 Detail of Revenue Collection		33
	5.2 Functional Wise Expenditure		36
	5.3 Ministry-wise Actual Expenditure		41
	5.4 Source-wise Recurrent Capital Expenditure		43
	5.5 Votable/Non Votable Final Report (Recurrent)		47
	5.6 Votable/Non Votable Final Report (Capital)		50
	5.7 Votable/Non Votable Final Report (Financing)		52
	5.8 Source-wise Release Summary (Recurrent)		53
	5.9 Source-wise Expenditure Summary (Recurrent)		56
	5.10 Source-wise Release Summary (Capital)		59
	5.11 Source-wise Expenditure Summary (Capital)		62
	5.12 Source-wise Release Summary (Financing)		65
	5.13 Source-wise Expenditure Summary (Financing)		66

5.14	Function/Priority wise Expenditure (Fiscal Year 2070/71)	67
5.15	Function wise Strategic Actual Expenditure (Fiscal Year 2070/71)	74
5.16	Function wise Gender Responsive Budget (Fiscal Year 2070/71)	82
5.17	Economic Code wise Aggregate Expenditure (Recurrent)	89
5.18	Economic Code wise Aggregate Expenditure (Capital)	129
5.19	Economic Code wise Aggregate Expenditure (Financing)	142
5.23	Comparative District-wise Government Expenditure.	143
5.24	Comparative District-wise Government Revenue	145
5.25	Doner wise Outstanding external debt & Equivalent NPR	147
5.26	Doner wise Outstanding external debt (in committment currency, NPR & USD	148
5.27	Outstanding external debt (Currency wise Summary)	149
5.28	Monthly disbursement summary of external debt	150
5.29	Monthly Principal Repayment summary of external debt	151
5.30	Monthly Interest payment summary of external debt	152
5.31	Loan ID-wise Outstanding External debit & Equivalent NPR	153
5.32	Statement of Annual Disbursement (Projectwise)	161
5.33	Disbursement Statement	163
5.34	Cumulative Disbursements of external debt	181
5.35	Cumulative Payment of external Debt	192
5.36	Summary of Domestic Borrowings (Loan Typewise)	203
5.37	Financial Statement of Domestioc Borrowings (Loanwise)	204
5.38	Outstanding External Loan-AS of 2070/71- Organizationwise	227
5.39	Government share investment in various organizations- AS of 2070/71 (Organization)	232
5.40	Financial Statement of Consolidated Fund 2011/12 and FY 2013/14	235
5.41	Consolidated Financial Statement of Cash Receipts & Payments	237
5.42	Cash follow Statement	239
5.43	Consolidated Financial Statement of Cash Receipts & Payments for the Year ending 31 Ashad 2071 (2013/14)	240
5.44	Performance Analysis I	241
5.45	Performance Analysis II	243

Acronyms

AE	- Actual Expenditure
AR	- Actual Revenue
BDOD	- Bilateral Disbursement of Outstanding Debt
DOD	- Disbursement of Outstanding Debt
DODE	- External Disbursement of Outstanding Debt
EPBBEG	- Expenditure for Employment Oriented, Poor and Broad Based Economic Growth
EPSBBEG	- Employment Centric, Poverty Alleviation oriented, Sustainable and Broad Based Economic Growth
EGA	- Expenditure for General Administration
EGGESD	- Expenditure Good Governance and Effective Service Delivery
EIDTP	- Expenditure for Inclusive Development and Targeted Programme
EPID	- Expenditure for Physical Infrastructure Development
ERRR	- Expenditure for Relief Reconstruction and Reintegration
EST	- Economic Social Transformation
ETP	- Expenditure for Targeted Programme
Exp	- Expenditure
FCGO	- Financial Comptroller General Office
FGE	- Foreign Grant Portion
FLE	- Foreign Loan Portion
FSSPI	- Federal Structure Supportive Physical Infrastructure
GDP	- Gross Domestic Product
GON	- Government of Nepal
GoNE	- Government of Nepal Expenditure
IED	- Inclusive and equitable development
MDOD	- Multilateral Disbursement of Outstanding Debt
MITS	- Maintaining for Industry, Trade and Service Sector
NRT	-Net Resource Transfer
TB	- Treasury Bill
TD	- Total Debt
TE	- Targeted Expenditure/Annual Budget
TR	- Targeted Revenue/Estimates of Revenue
TxR	- Tax Revenue
TSA	- Treasury Single Account

Executive Summary

1. The total revenue collection in this fiscal year is NPR 356620.78 million and total expenditure is NPR 435052.28 million . It is the 99.04 percent and 84.11 percent of estimated budget respectively.
2. The tax revenue is 87.61 percent and other revenue is 12.39 percent . It is near about consistent with last fiscal year.
3. The recurrent expenditure is 69.77 percent, capital expenditure is 15.33 percent and financing is 14.90 percent . It is also near about consistent with last fiscal year.
4. The total Government expenditure has funded through internal resources (Revenue and Internal loan) is 86.16 percent, Foreign Grants is 9.70 percent and Foreign loan is 4.14 percent. Those were 86.84, 9.82, 3.34 percent respectively in last fiscal year .
5. NPR 1491 million surplus in Consolidated fund of Nepal Government in this fiscal year . It was NPR 7208 million in last year. Fund has been negative balance by NPR 6157 million cumulatively till last of the fiscal year 2071/72 .
6. The total revenue collection has increased by 20.47 percent than last fiscal year. The total expenditure has increased by 21.30 percent than last fiscal year.
7. The total revenue is 18.49 percent of the GDP and the total expenditure is 22.56 percent of GDP . It is increasing trend than last fiscal year.
8. The total foreign Aid mobilization is 3.12 percent of the GDP . Whereas the foreign Grant is 2.19 percent and foreign loan is 0.93 of GDP. The internal loan mobilization is 1.75 percent of GDP.
9. The investment on share and loan in public enterprises is 2.42 percent of GDP and it is the 4.03 Percent of total expenditure in this fiscal year.
10. The economic affairs, general public services and education are major three sectors of total expenditure. Those sectors occupied 68.47 percent of total expenditure. Education, General Public Service, Public Order & Safety, Defense & Economic Affairs are major sectors of recurrent expenditure . Those sectors occupied 87.57 percent of recurrent expenditure . Economic Affairs, Housing & Community Amenities, Defense, Public Order & Safety & Health are major five sectors of capital expenditure , Those sectors occupied 96 percent of capital expenditure .
11. The Grants to social service, wages and salaries, civil works, Grant to local body and retirement benefit are major five line items . Those line items occupied 66.89 percent of total expenditure.

12. Pension management and retirement facilities expenditure has been increasing trend rapidly which is 6.19 Percent of the total expenditure and 8.88 percent of recurrent expenditure.

13. Revenue and other Income :

13.1 The total revenue collection in this fiscal year is NPR 356620.78 Millions . It is 20.47 percent growth over the preceding year. The revenue collection in this Fiscal Year is 99.04 percent of the target. It was 102.22 percent in Last Fiscal Year. Statement of revenue collection in this fiscal year is presented in the following table.

Table 1: Statement of revenue collection

NPR in Million

Description	FY 2011/12	FY 2012/13	FY 2013/14
Total Revenue	244374.10	296021.15	356620.78
1. Tax Revenue	211722.61	259214.93	312441.26
2. Other Revenue	32651.49	36806.22	44179.52

Table 2: Revenue Head wise Contribution in the total Revenue Collection.

Figure in Percentage

Description	FY 2011/12	FY 2012/13	FY 2013/14
1. Tax Revenue			
A) Taxes on Income, Profits and Capital Gains	20.99	21.68	21.20
B) Taxes on Payroll and Workforce	0.64	0.64	0.69
C) Taxes on Property	1.47	1.80	1.87
D) Taxes on Goods and Services	45.24	43.67	44.23
E) Taxes on International Trade and Transactions	17.76	19.23	19.06
F) Other taxes	0.54	0.54	0.56
2. Other Revenue			
A) Property Income	7.22	5.95	5.08
B) Sales of Goods and Services	2.83	3.80	3.27
C) Penalties, Fines & Forfeitures	0.13	0.11	0.13
D) Voluntary Transfers other than Grants	0.00	0.00	0.00
E) Miscellaneous Revenue	3.18	2.57	3.20
Total Percentage	100.00	100.00	100.00

13.2 The Revenue:

The tax revenue is NPR. 312441.26 million, which is 87.61 percent of the total revenue in this fiscal year. The share of tax revenue in total revenue in the last Fiscal Year was 87.57 percent. Main Revenue Heads and their contribution in amount and percentage in the total revenue are given below.

Table 3: Major Sources of Tax that contributed significantly in Total Revenue

NPR in Million

	Description	FY 2011/12	FY 2012/13	FY 2013/14	Percentage in Total Revenue
1	In terms of Tax Revenue				
	Company Profit tax- Public Limited Companies	15265.11	14164.76	18965.68	5.32
	Company Profit tax- Private Limited Companies	11234.42	15126.32	19343.58	5.42
	VAT – import	44964.08	55038.31	66820.28	18.74
	Import Duties – Excise	10502.12	14581.59	18012.78	5.05
	Import Duties - Customs	37220.28	50847.12	62456.71	17.51
2	In terms of Other Revenue				
	Dividend from Financial Institutions	3223.43	4230.82	6653.85	1.87
	Dividend from Service Oriented Organization	6175.80	6587.78	6313.36	1.77

13.3 Other Incomes:

The government received NPR 5734.22 million during this Fiscal Year in the form of refund of advances as well as unutilized release amount given in earlier years or recovery of irregularities identified by audit. This amount is deposited in Beruju (recovery) account. The collection in respect of these items was NPR 1921.19 Millions in the preceding fiscal year. Similarly, NPR 569.81 Million received as Principal refund in this Fiscal Year.

14. Analysis of Expenditure:

14.1 During this Fiscal Year, the total government expenditure is NPR 435052.28 million, which constitutes 84.11 percent of the initial estimate.

The government expenditure was funded through the sources given in the following table

Table 4: Sources of Fund

NPR in Million

Source	Appropriated Budget		Actual	
	Amount	Percent	Amount	Percent
Government of Nepal	404000	78.11	374848	86.16
Foreign Grants	69536	13.44	42205	9.70
Foreign Loan	43704	8.45	17999	4.14
Total	517240	100.00	435052	100.00

14.2 The total expenditure is increased by 21.30 percent as compared to the previous FY. Total expenditure of last fiscal year was NPR 358638 million .

Table 5: The Status of Expenditure in Fiscal Year 2013/14

NPR in Million

Budget Head	Appropriated Budget		Actual	
	Amount	Percent	Amount	Percent
Recurrent Expenditures	353417	68.33	303532	69.77
Capital Expenditures	85100	16.45	66695	15.33
Financing	78723	15.22	64825	14.90
Total	517240	100.00	435052	100.00

15. The Contribution of Revenue in Capital Formation

- 15.1 The revenue collection is NPR 356621 million during this Fiscal Year, whereas the expenditures towards recurrent and financing head is NPR 303532 million and NPR 64825 million respectively. The total expenditure made from both the expenditure heads are NPR 368357 million which reflects the revenue collection is not enough to make those expenditure and in capital formation.
- 15.2 The Recurrent budget estimate for this Fiscal year was NPR 353417 millions. The recurrent expenditure amounted to NPR 303532 million that is 85.88 percent of the estimate . The share of charged (Non-vote able) expenditure in the total expenditure is 12.73 percent.
- 15.3 The Capital Expenditure in this fiscal year is NPR 66695 million, which is 78.37 percent of the initial estimated budget is NPR 85100 million.
- 15.4 NPR 64825 million is spent in financing head. Which is 82.35 percent of the initial estimated budget NPR 78723 million.
- 15.5 The total expenditure was made according to the economic classifications given in the following table:

Table 6: Expenditure according to the economic classification

NPR in Million

Economic Heads	Actual	
	Amount	Percentage
Recurrent Expenditures		
Wages and Salaries	84356.67	19.39
Rent & Services	3314.24	0.76
Operation and Maintenance of Capital Assets	3206.44	0.74
Offices Materials & Services	3041.89	0.70
Consultancy and Other Services fee	3181.89	0.73
Program Expenses	13906.02	3.20
Monitoring, Evaluation & Travelling Expenses	2294.06	0.53
Miscellaneous	1005.80	0.23
Interest on Foreign Loan	3365.20	0.77
Interest on Internal Loan	8672.67	1.99

Subsidies to Public Corporations	1033.77	0.24
Subsidies to Private Enterprises	111.76	0.03
Grant to Local bodies	31587.83	7.26
Grant to Social Service	103353.21	23.76
Social Security	12084.09	2.78
Scholarships	1773.93	0.41
Retirement Benefits	26944.37	6.19
Property Related Expenditure	9.88	0.00
Refunds	288.03	0.07
Total	303531.75	69.77
Capital Expenditures		
Land	1625.93	0.37
Building	7371.75	1.69
Furniture & Fittings	507.19	0.12
Vehicles	4573.57	1.05
Plant & Machinery	4931.48	1.13
Civil Works	44771.53	10.29
Capital Research & Consultancy	2913.28	0.67
Total	66694.73	15.33
Financing		
Net Internal Loan	13497.72	3.10
Net Investment	9451.00	2.17
External - Net Borrowing	16724.64	3.84
Domestic Net Borrowing	25152.45	5.78
Total	64825.81	14.90
Grand Total	435052.28	100.00

15.6 Out of the total expenditure, 95.93 percent is met from the cash released from the central treasury of the government in this Fiscal Year . The remaining is either paid directly by the development partners or provided by them as commodity grants.

15.7 NPR 25328.73 million of the total expenditure reported in the financial statements from the Foreign Grant released through the central treasury reimbursable to be given by the development partners. And NPR 7154.19 million is from prefunding of Foreign Grants.

15.8 NPR 7332.29 million of the total expenditure reported in the financial statements as reimbursable foreign loan & NPR 2667.28 million is grant loan .

16. Sector wise Expenditures

16.1 The highest share of the government expenditure goes to General Public Services, Economic Affairs and Education. Economic sector wise expenditure is given in the following table.

Table 7: Economic sector wise expenditure

Figure in Percentage

S. N.	Expenditure Sector	FY 2011/12	FY 2012/13	FY 2013/14
1	General Public Services	25.81	29.15	25.17
2	Defense	6.68	5.83	7.44
3	Public Order and Safety	11.58	10.53	10.34
4	Economic Affairs	23.70	23.45	25.41
5	Environmental Protection	0.32	0.49	0.59
6	Housing and Community amenities	3.14	3.09	3.28
7	Health	6.74	6.10	6.10
8	Recreation, Culture and Religion	0.61	0.67	0.90
9	Education	18.30	17.41	17.89

17. Recurrent Expenditure

The following sector consumes highest shares of the total recurrent expenditure. Education, General Public Service & Public Order & Safety are the major three sector which occupy the 59.38 percentage of recurrent expenditure .

Table 8: Sector wise Recurrent expenditure

Figure in Percentage

S. N.	Expenditure Sector	FY 2013/14
1	Education	25.60
2	General Public Services	20.65
3	Economic Affairs	16.70
4	Public Order and Safety	13.13
5	Defense	8.49
6	Health	7.70

18. Capital Expenditure

The following sector consumes highest shares of the total capital expenditure General Public Service, Transport & Agriculture, forestry are the major three sector which occupy the 66.93 percentage of recurrent expenditure ..

Table 9: Sector wise Capital Expenditure

Figure in Percentage

S. No.	Expenditure Sector	FY 2013/14
1	Economic Affairs	65.13
2	Housing and Community amenities	10.58
3	Defense	7.89
4	Public Order and Safety	7.67

5	Health	4.73
6	General Public Services	2.28

19. Outstanding Advances

The total outstanding advance up to this fiscal year is NPR. 24511.22 million. It includes NPR 8833.96 million of previous years. The total outstanding amount of this fiscal year NPR 15677.26 includes 3489.24 in recurrent and NPR 12188.02 million in capital expenditure.

Table 10: Outstanding Advance Amount

NPR . in Million

Advance Amount	Recurrent	Capital	Financing	Total
Outstanding of last Fiscal Year	1700.22	7133.74	-	8833.96
Outstanding of this fiscal Year	3489.24	12188.02	-	15677.26
Total	5189.46	19321.76	-	24511.22

20. Ministry wise Outstanding Advances

According to the Ministry wise advance amount, only seven Ministries occupied more than 93 percent of total outstanding advances. Main 7 Ministries and percentage of outstanding advances are shown below.

Table 11: Ministry wise outstanding Advance

Figure in Percentage

S.N.	Name of Ministry	Percentage
1	Ministry of Physical Infrastructure and Transport	36.98
2	Ministry of Defense	23.07
3	Ministry of Federal Affairs and Local Development	8.64
4	Ministry Home	7.50
5	Ministry of Irrigation	7.28
6	Ministry of Health and Population	6.78
7	Ministry of Urban Development	3.74

21. Status of Internal Audit

Internal audit conducted by District Treasury Control Offices during this Fiscal Year reported an amount of NPR 5075.53 million as irregular expenditures. This amount represents 1.22 percent of the total cash release NPR 417330.18 million, which was released from District Treasury Control Offices.

22. Debt Service

During this Fiscal Year, principal and interest payment made is NPR 33825.12 million and NPR. 20089.84 million towards internal and external debts respectively. The total amount

of principal and interest payment for both internal and external debt is NPR. 53149.96 million, this is almost 12.22 percentage of the total expenditure.

Table 12: Amount of Debt service

NPR in Million

Debt Service	Total Debt	Principal	Interest	Total
Internal Debt	206689	25152.45	8672.67	33825.12
External Debt	346819	16724.64	3365.20	20089.84
Total	553508	41877.09	12037.87	53914.96

23. Retirement Allowance Payment

The expenditure of retirement allowance for retired civil personnel was NPR 19883 million in this fiscal year . It was NPR 15000 in last fiscal year .

24. The Outstanding Liabilities for Payment

The outstanding liabilities is NPR 683.29 million . It increased during this fiscal year as compared to last fiscal year . It was NPR 457.4 million in last fiscal year. Only the following Ministries occupied almost 95 percent amount of the total outstanding liabilities of FY 2013/14.

Table 13: Ministry wise outstanding liabilities

Figure in Percentage

Ministry	FY 2013/14
Ministry of Physical Infrastructure and Transport	60.68
Ministry of Home	9.47
Ministry of Defense	7.92
Ministry of Health and Population	4.75
Ministry of Urban Development	4.53
Ministry of Education	4.42
Ministry of Irrigation	3.58

25. Position of Cash Flow

25.1 According to the statement of Nepal Rastra Bank, treasury position of Nepal government is NPR. 23316.30 million in this fiscal year which was NPR 184.5 million in last fiscal year. Treasury position of the Nepal Government for the 32 Ashad 2071 is NPR 23500.80 million cumulatively.

25.2 In reality, Cash flow of government based on consolidated fund is not inspiring and accumulated loss has been increasing every year until fiscal year 2011/12 . However the negative worth of cash flow is decreased in FY 2013/14 compared to the previous year. The total negative worth of cash flow is NPR 61575.80 million, out of this NPR. 1491.15 million was decreased during this reported fiscal year .

Accounting Policy & Additional Disclosure :

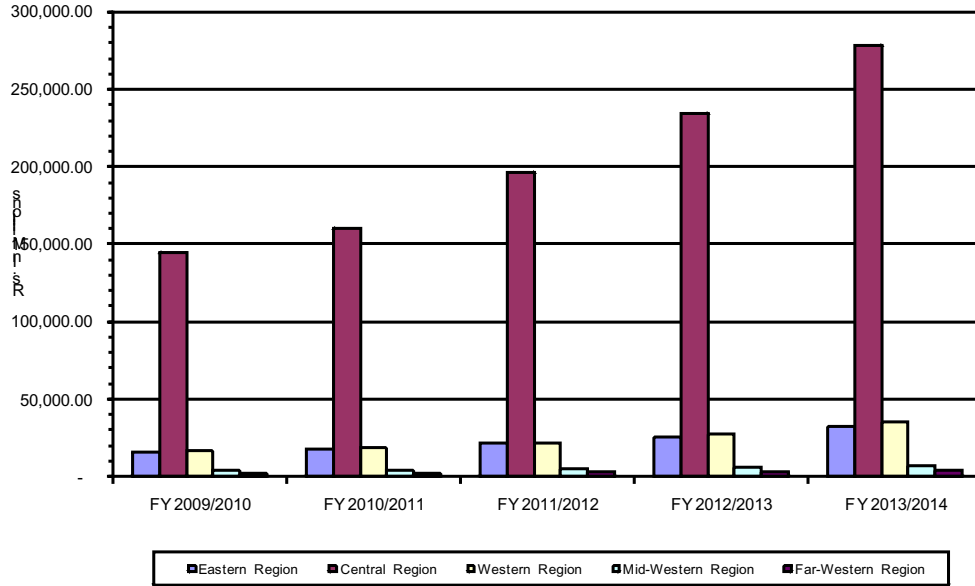
1. The revenue and expenditure of the government are recorded and reported using cash basis of accounting. This policy assumes all cash receipts into the consolidated fund account as revenue and all cash payments against a budget head as expenditure.
2. The reported revenue and expenditure include only those that affect the consolidated fund account of the government and the heads that were approved by the Parliament through the Appropriation Act and also included in the Budget Speech.
3. The expenditure also includes advance amount unsettled during the fiscal year. The Outstanding advance amounting to NPR 15677.26 million was also included in the total expenditure of NPR 435052.28 million.
4. The reported expenditure also includes payment for accrued expenses of the previous year as per the provision of rules 40(8) & (9) of Financial Procedure Regulations 2064.
5. The revenue is reported on the basis of cash accounting as collected.
6. Block Grants budget released to local bodies and public corporations have been treated as expenditure when released.
7. The budget expenditure based on DTCO system in case of difference with the expenditure units, the expenditure figure of DTCO prevails as they record, verify, certify and conduct Internal Audit .
8. Source wise Expenditure is based on reporting of DTCO. Reconciliation is done with the figures of Line Ministries, where possible.
9. Direct Payments and Commodity Grants are reported on the basis of line-item shown in the Budget Statement (The Red Book), when such items could not be confirmed by the reporting entitles.
10. The released and expenditure of non-cash sources (Direct Payments, Commodity Grants and Technical Assistance by the Development Partners) is based on the reported amount from Line Ministries and concerned Projects. FCGO does not have any means of verifying whether any item of expenditure was incurred but not reported.
11. The release amount is treated as expenditure, when there is difference in released and expenditure.

12. Although there is no provision in the rules, the practice of transferring budget from one budget head to other budget head within the office or to other offices is shown in lending budget head and actual expenditure has been reported in the borrowing budget head to avoid the double counting of expenditure.
13. Expenditures reported in foreign currency is converted by using prevailing rate on the value date. Wherever the value date could not be ascertained, rate prevailing at the year-end has been taken.
14. With the objective of making consistence to the international standard, new economic code and classification of government income, Expenditure and investment has been introduced in line with the Government Financial Statistics, 2001. New Code, classification and descriptions will be facilitate to make government statistics simple, reliable, comparable, transparent and to maintain fiscal discipline.
15. Government expenditure previously classified into recurrent, capital and principal repayment is now classified into recurrent, capital and financing.
16. In the previous classification the expenditure line item numbers 7.01 share investments and 7.02 Loan investments fall under the financing instead of capital expenditure in the new classifications. With this consequence, the total capital expenditure is found reduced in the new classification than that of the existing.
17. All types of assistance, grants and subsidies fall into recurrent expenditure according to the new classification. The existing line item numbers 8.01 capital grants to public enterprises, 8.02 local government-unconditional grants, 8.03 non-profit institution unconditional grants, 8.05 non-profit institutions - conditional grant and 8.06 local Government - conditional grant shown into capital expenditure is categorized into recurrent in the new classification. In effect of this classification, capital budget under new classification amount is found lower than the amount of existing classification and it is found to be higher in the recurrent.
18. The line item numbers 10.01 principal repayment - domestic and 10.02 principal repayment - foreign shown under Principal Payment in the existing classification is shown under financing head according to the new classification.
19. The existing practice of showing refund of principal in revenue income head has been classified under financing head with the adjustment of net internal loan investment in the new classification .
20. Gross Domestic Product (GDP) has calculated in market rate in this fiscal year only .
21. Amount of direct payments & commodity grant has calculated with foreign grants in financial statements of consolidated fund .

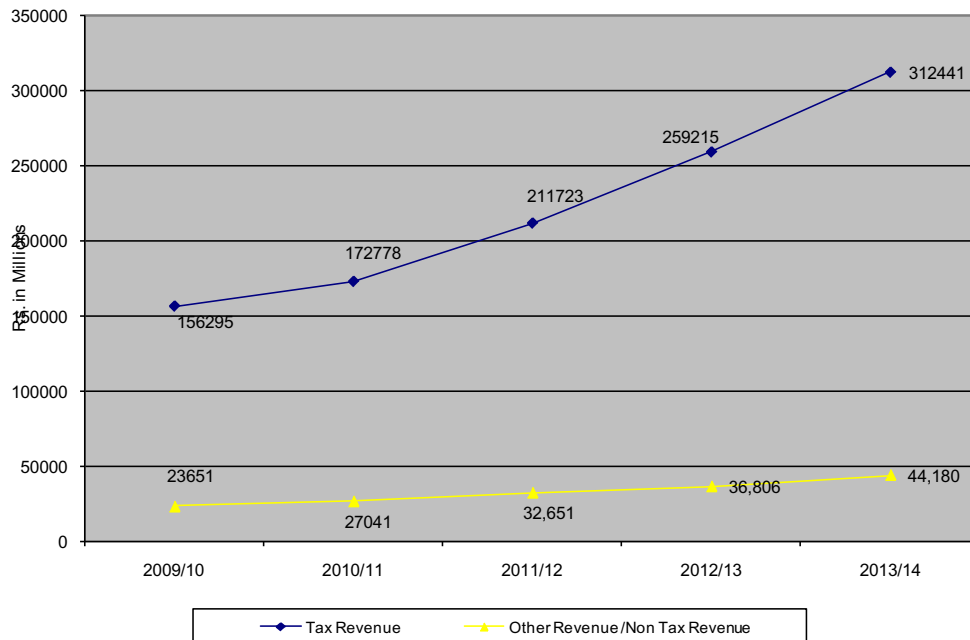
1. Comparative Summary of Income & Expenditure

Head	Actual of 2011/12	Actual of 2012/13	Actual of 2013/14
Total Expenditure	339,167,485,103.45	358,637,980,527.90	435,052,284,754.62
Recurent	243,460,006,514.59	247,455,471,958.17	303,531,746,454.55
Capital	51,390,717,476.16	54,598,425,392.92	66,694,726,566.07
Financing	44,316,761,112.70	56,584,083,176.81	64,825,811,734.00
Internal Loan Investment	12,063,693,197.89	12,552,098,808.00	13,497,720,482.00
Internal Share Investment	12,093,805,079.57	8,901,813,162.94	9,451,003,172.00
Principal Repayment (External)	13,532,427,126.87	14,190,079,100.66	16,724,636,730.00
Principal Repayment (Internal)	6,626,835,708.37	20,940,092,105.21	25,152,451,350.00
Source of Finance	287,983,806,432.81	333,927,457,710.23	406,567,433,170.95
Revenue	244,374,099,255.92	296,021,153,266.41	356,620,780,240.69
Tax	211,722,611,273.52	259,214,936,678.06	312,441,263,996.87
Other Revenue	32,651,487,982.40	36,806,216,588.35	44,179,516,243.82
Foreign Grant	40,810,281,938.68	35,229,804,993.06	43,642,621,390.35
Other Income	2,799,425,238.21	2,676,499,450.76	6,304,031,539.91
Principal Refund of Investment	187,004,971.90	755,307,014.14	569,811,494.95
Irregularities (Beruju)	2,612,420,266.31	1,921,192,436.62	5,734,220,044.96
Surplus (+) Deficit (-)	(51,183,678,670.64)	(24,710,522,817.67)	(28,484,851,583.67)
Sources of Deficit Finance	47,501,722,591.28	31,012,298,712.44	41,115,261,834.88
Foreign Loan	11,083,071,591.28	11,969,443,712.44	21,132,366,834.88
Bilateral Loan	3,254,412,520.86	2,574,530,849.90	1,575,377,667.11
Multilateral Loan	7,828,659,070.42	9,394,912,862.54	19,556,989,167.77
Domestic Borrowing	36,418,651,000.00	19,042,855,000.00	19,982,895,000.00
Cash Balance Surplus (+) Deficit (-)	(3,681,956,079.36)	6,301,775,894.77	12,630,410,251.21

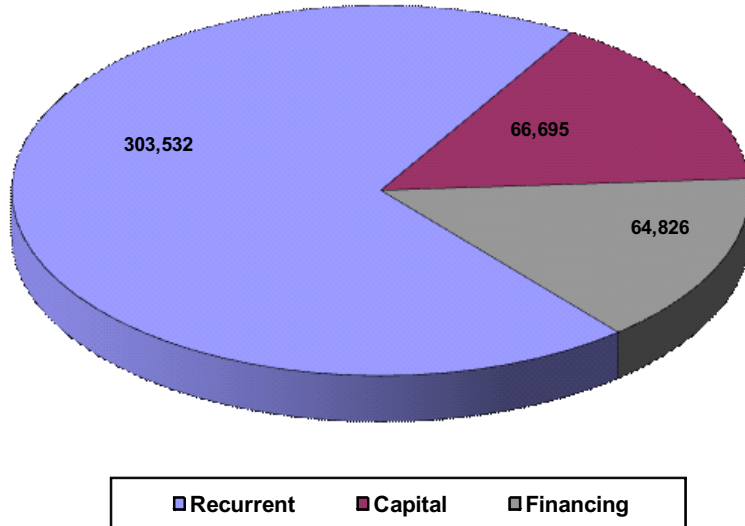
Region wise Revenue Collection



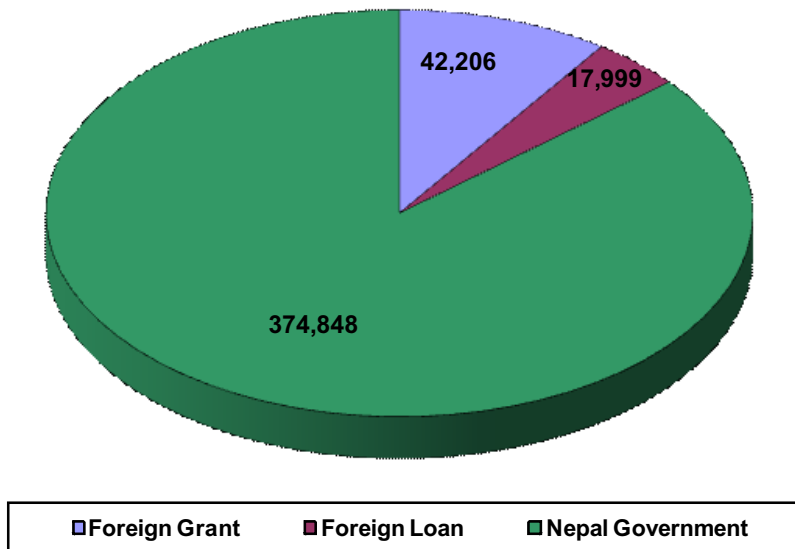
Trend of Revenue Collection



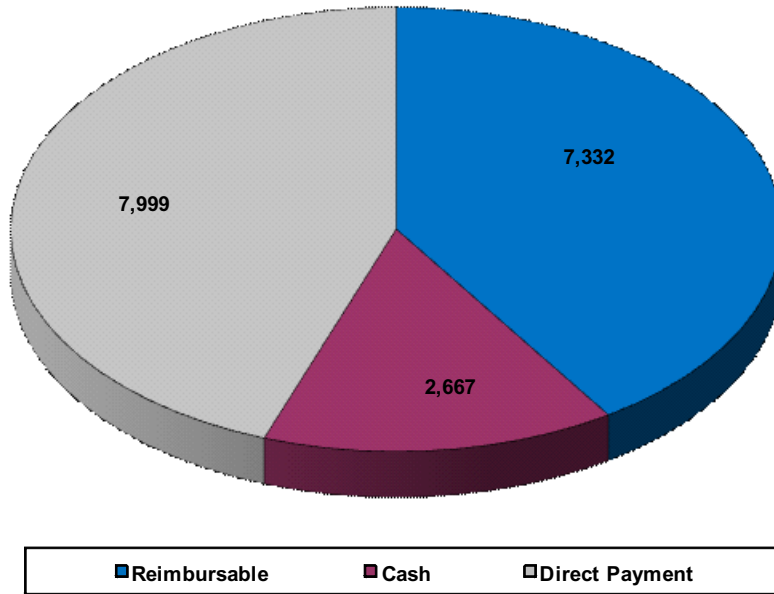
Recurent, Capital & Financing
(FY 2013/14, Rs. In Million)



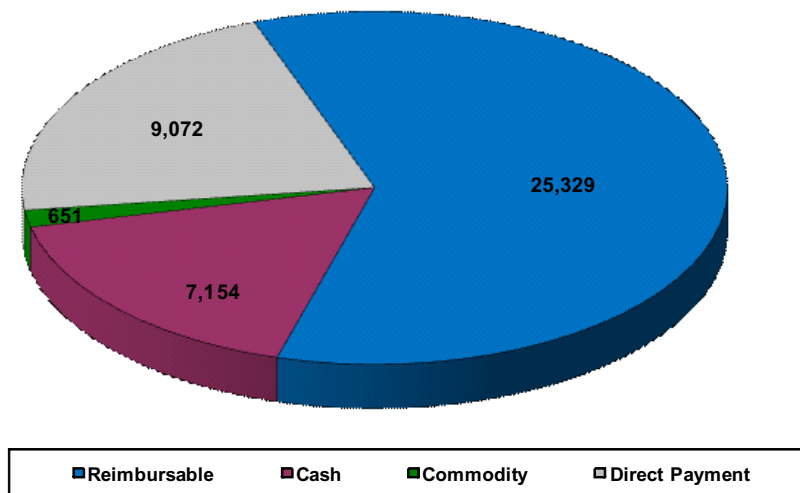
Sorce-wise Expenditure
(FY 2013/14, Rs. In Million)



**Expenditure in Foreign Loan
(FY 2013/14, Rs. In Million)**



**Expenditure in Foreign Grant
(FY 2013/14, Rs. In Million)**



Government of Nepal
Summary of Actual Expenditure of Fiscal Year 2070/71

Annex

Particular	Expenditure of 2070/71
Grand Total	4,35,05,22,84,754.55
Recurrent	3,03,53,17,46,454.55
Capital	66,69,47,26,566.07
Financing	64,82,58,11,733.93
Central Level	
Recurrent	2,50,62,44,61,978.02
Capital	58,91,86,17,009.74
Financing	64,82,58,11,733.93
Total	3,74,36,88,90,721.69
District Level	
Recurrent	52,90,72,84,476.53
Capital	7,77,61,09,556.33
Total	60,68,33,94,032.86
Total Amount to be charged directly in consolidated Fund	
Recurrent	13,49,52,69,472.17
Capital	41,87,70,88,079.58
Total	55,37,23,57,551.75
Total Amount to be appropriated in consolidated Fund	
Recurrent	2,90,03,64,76,982.38
Capital	66,69,47,26,566.07
Financing	22,94,87,23,654.35
Total	3,79,67,99,27,202.80

4. Highlights of Macro Financial Scenario

(FY 2009/10 to 2013/14)

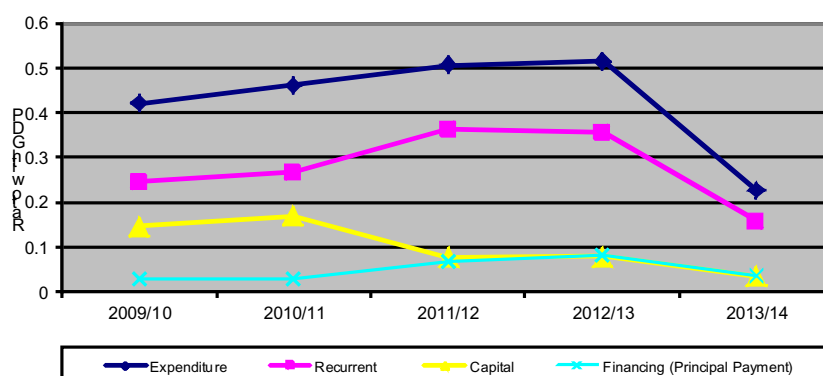
4.1 Macro Level Budget Operation

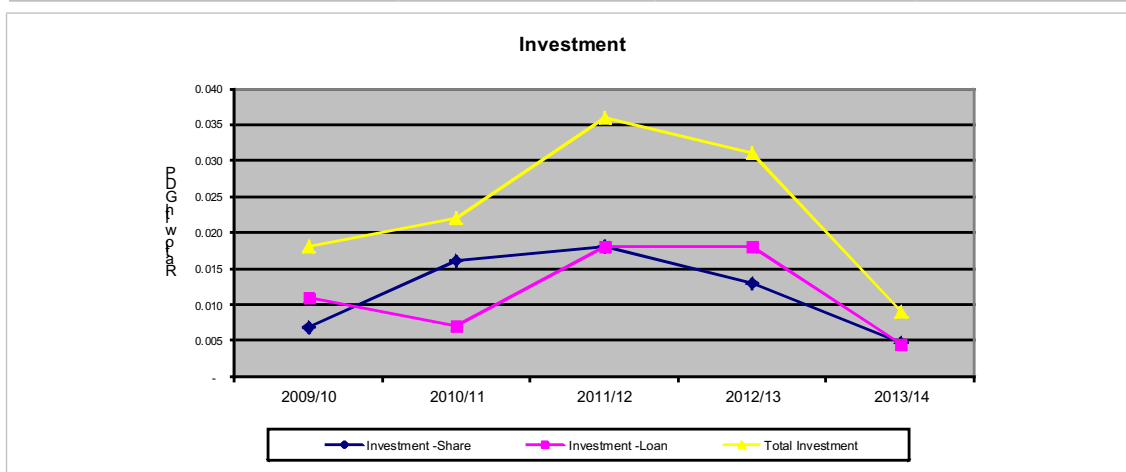
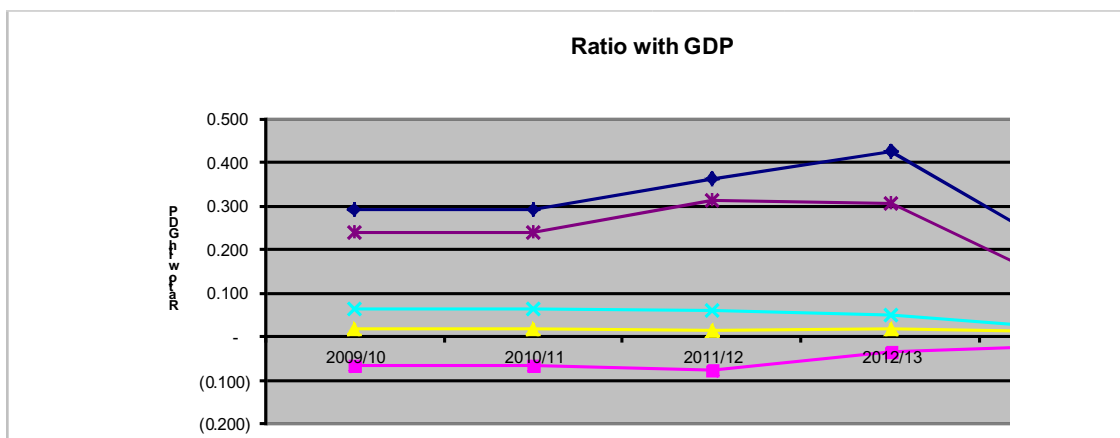
- 4.1.1 Ratio of Total Expenditure to GDP is in increasing trend from fiscal year 2009/10 .
- 4.1.2 Budget Deficit shows upward and downward trend in the period, it is sharply increased in this fiscal year compared to the previous years. Foreign Loan Receipt seems decreased in this fiscal year. Foreign Grant Receipt as also decreased in FY 2013/14.
- 4.1.3 Ratio of total investment in Public Enterprises shows increasing trend upto FY 2011/12 but slightly decreased in FY 2012/13 and FY 2013/14 respectively.

Table 1
Ratio of Investment in PEs with GDP

Fiscal Year	2009/10	2010/11	2011/12	2012/13	2013/14
Expenditure	0.421	0.463	0.506	0.516	0.226
Recurrent	0.245	0.267	0.363	0.356	0.157
Capital	0.146	0.169	0.077	0.079	0.035
Financing			0.066	0.081	0.034
Principal /Debt Payment	0.030	0.027	-	-	-
Revenue	0.292	0.313	0.364	0.426	0.185
Budget deficit	(0.067)	(0.078)	(0.076)	(0.036)	(0.020)
Foreign Loan Receipt	0.018	0.019	0.017	0.017	0.011
Foreign Grant Receipt	0.063	0.072	0.061	0.051	0.018
Domestic Outstanding Stock	0.239	0.289	0.312	0.305	0.110
Disburse Outstanding Debt	0.414	0.407	0.461	0.480	0.173
Investment –Share	0.007	0.016	0.018	0.013	0.005
Investment –Loan	0.011	0.007	0.018	0.018	0.005
Total Investment	0.018	0.022	0.036	0.031	0.009

Expenditure





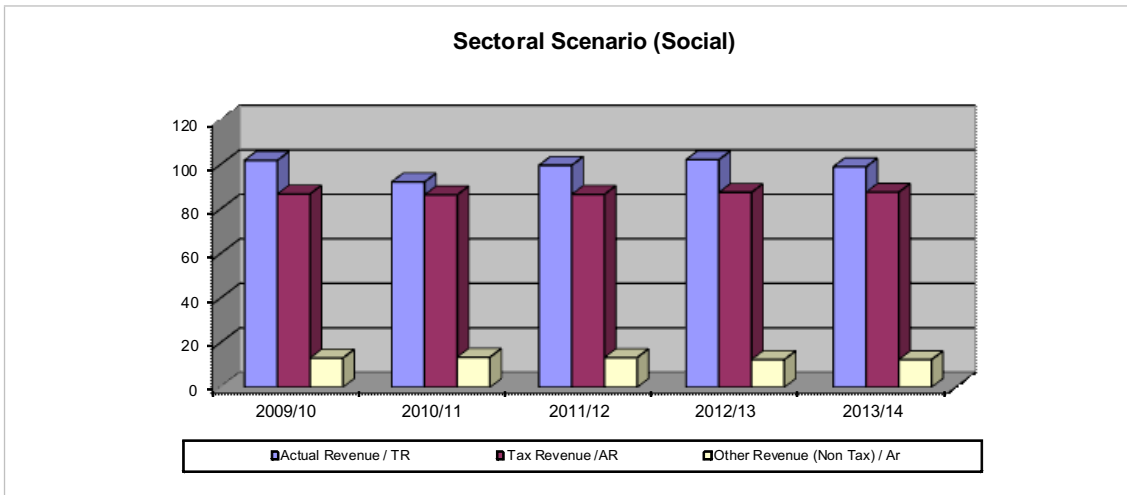
4.2 Macro Scenario

- 4.2.1 The percentage of Actual Revenue against the estimated decreased to 99.039 in Current Fiscal Year. The trend of Tax and other Revenue (Non-Tax) is fluctuating as in previous years . It seems constant from fiscal year 2009/10. Other Revenue (Non-Tax) is in decreasing trend after FY 2009/10. Share of Tax Revenue that holds more than 87% of total revenue also seems slightly increased from FY 2010/11 than the previous years.

Table 2
Revenue in Macro Scenario

Fiscal Year	2009/10	2010/11	2011/12	2012/13	2013/14
Actual Revenue/ AR	101.950	92.234	99.700	102.215	99.039
Tax Revenue/TR	86.860	86.467	86.639	87.566	87.612
Other Revenue (Non Tax) /AR	13.140	13.533	13.361	12.434	12.388

(%)

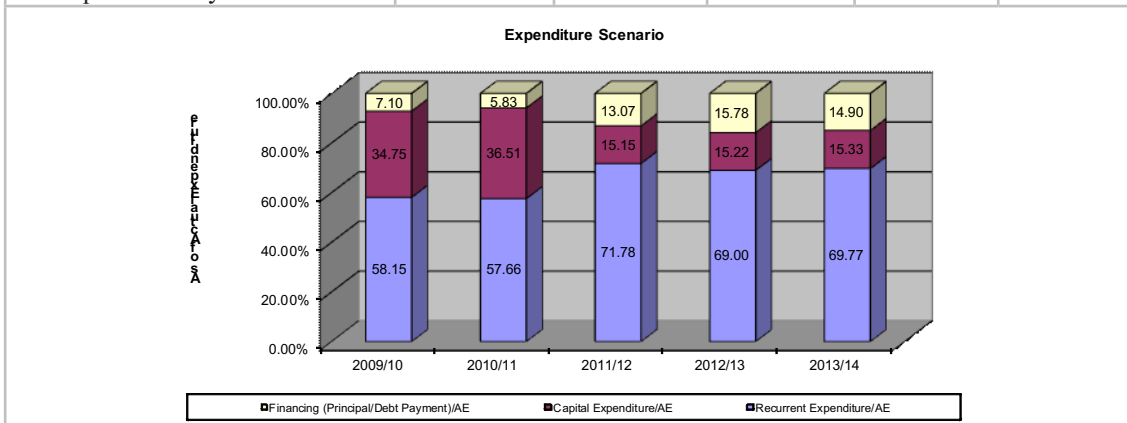


4.2.3 The table shows that the percentage of Actual Expenditure (AE) was in decreasing trend upto FY 2009/10, however it was slightly increased in FY 2011/12 and FY 2012/13 but it decreased in this fiscal year. From the year 2011/12 the GFS economic code has been implemented in the accounting system. Hence some of the items of capital natures expenditure are treated as in Recurrent and financing side. So the recurrent, Capital and Financing expenditures are reorganized than the previous fiscal years.

**Table 3
Expenditure in Macro Scenario**

(%)

Fiscal Year	2009/10	2010/11	2011/12	2012/13	2013/14
Actual Expenditure/TE	90.820	87.411	88.118	88.591	84.110
Recurrent Expenditure/AE	58.150	57.656	71.782	68.999	69.769
Capital Expenditure/AE	34.750	36.513	15.152	15.224	15.330
Financing /AE	-	-	13.066	15.777	14.901
Principal/Debt Payment/AE	7.100	5.830	-	-	-



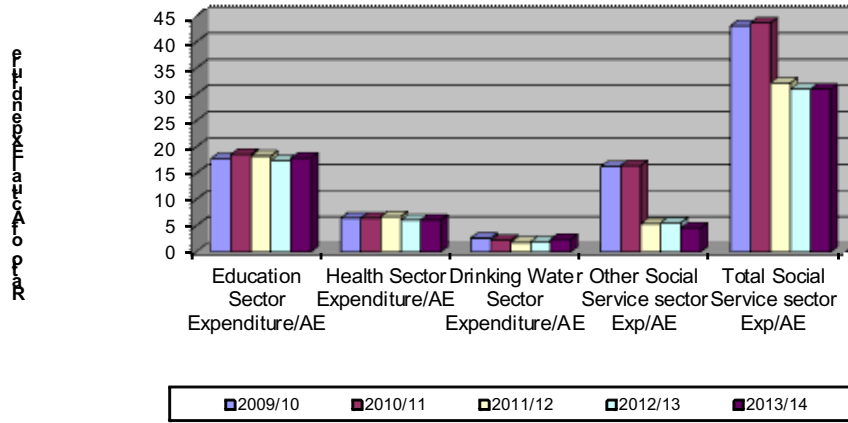
4.3 Allocative Efficiency

- 4.3.1 Table 4 below shows that the expenditure in Social Service Sector has been slightly decreased in this fiscal year. Education has occupied more than 57 percent of the total Social expenditure in this fiscal year whereas Health Sector Expenditure seems stable as compared to previous year. Drinking Water Sector Expenditure has increased to 2.42% in this fiscal year. Other Social Service Sector Expenditure is in increasing trend upto FY 2010/11 but was decreased in the last two years.
- 4.3.2 Economic Sector Expenditure has been decreased in this fiscal year. Analysis shows that expenditure in Agriculture Sector decreased to 4.676% and Forestry Sector increased to 1.571% respectively in 2013/14. Trend of Expenditure in Other Economic Sector is decreasing after FY 2009/10.
- 4.3.3 Expenditure on Infrastructure Sector has been increased in this fiscal year. It was decreasing trend after FY 2010/11
- 4.3.4 Votable Expenditure was increasing upto FY 2011/12, it Started to decreased in last fiscal year but it was again increased to 91.623% in this fiscal year. Similarly, Non-Votable Expenditure was in decreasing trend upto 2011/12, it was increased in last fiscal year . It again decreased to 8.377% in this fiscal year.
- 4.3.5 Expenditure on Defense Sector has been increased in this fiscal year and to reaching 7.44 percent. It was 5.79% in last fiscal year.
- 4.3.6 Expenditure on Principal/Debt Payment was in decreasing trend and reached to 5.94% in FY 2011/12. It was sharply increased to 9.80% in last fiscal year. It again decreased to 9.63% in this fiscal year.
- 4.3.7 Interest payment also has decreased to 2.76% in this year, which was 3.83 in the last year.

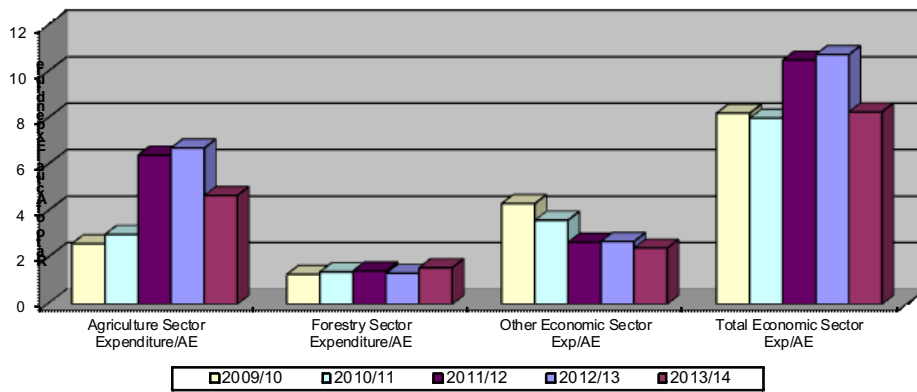
Table 4
Expenditure in Social Service Sector

Fiscal Year	2009/10	2010/11	2011/12	2012/13	2013/14
(%)					
Social Sector					
Education Sector Expenditure/AE	17.760	18.579	18.296	17.404	17.889
Health Sector Expenditure/AE	6.450	6.420	6.743	6.099	6.095
Drinking Water Sector Expenditure/AE	2.630	2.205	1.817	1.966	2.423
Other Social Service sector Exp/AE	16.270	16.451	5.379	5.568	4.590
Total Social Service sector Exp/AE	43.100	43.654	32.235	31.040	30.997
Economic					
Agriculture Sector Expenditure/AE	2.600	3.001	6.414	6.721	4.676
Forestry Sector Expenditure/AE	1.280	1.389	1.431	1.325	1.571
Other Economic Sector Exp/AE	4.330	3.615	2.664	2.699	2.416
Total Economic Sector Exp/AE	8.220	8.006	10.509	10.745	8.277
Infrastructure					
Infrastructure Sector Exp/AE	15.490	16.951	13.192	12.710	13.298
Others					
Votable Exp/AE	88.790	89.593	89.281	86.062	91.623
Non Votable Exp/AE	11.207	10.407	10.719	13.938	8.377
Defence Exp/AE	6.750	6.336	6.680	5.827	7.440
Principal/Debt Payment/AE	7.100	5.830	5.944	9.795	9.626
Intrest Payment/AE	3.840	4.312	4.470	3.830	2.767

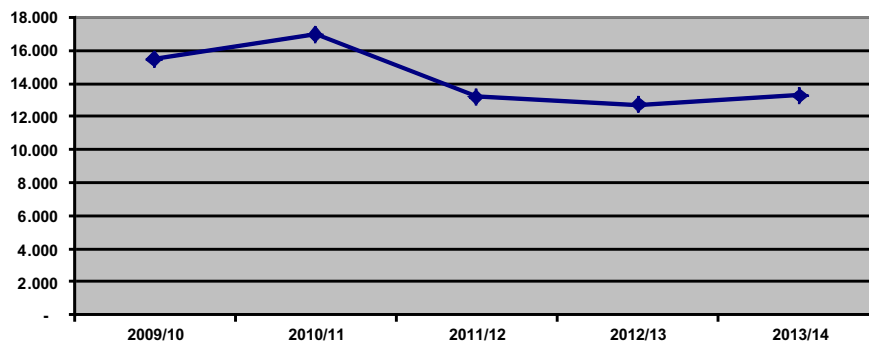
Sectoral Scenario (Social)

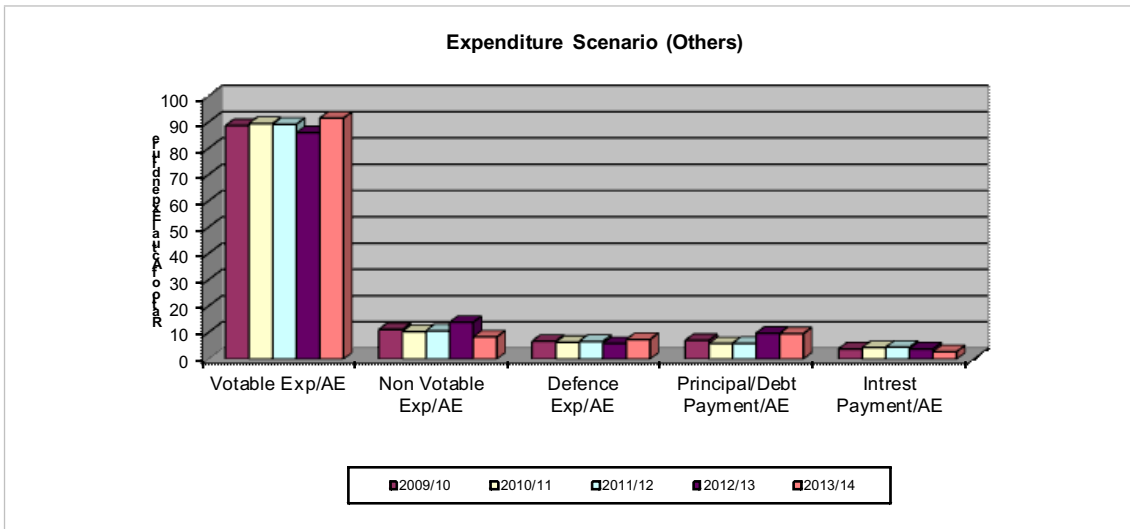


Sectoral Scenario (Economic)



Sectoral Scenario (Infrastructure Sector)



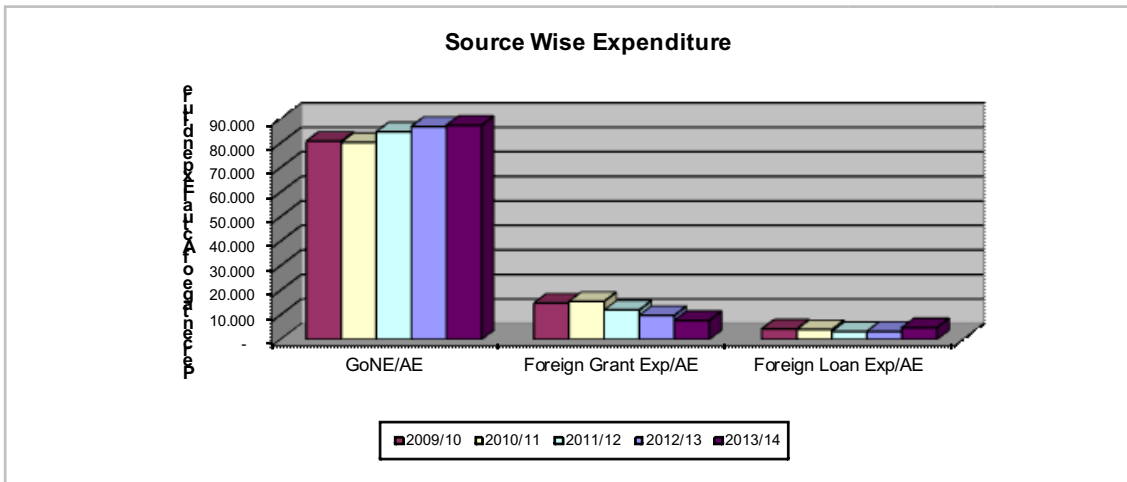


4.4 Sources of Funds

- 4.4.1 Analysis of Source wise expenditure reveals that the Government source is gradually in increasing trend after 2010/11.
- 4.4.2 Foreign Grant is increasing upto FY 2010/11 but decreased to 12.03% , 9.82% and 7.81 in FY 2011/12, FY 2012/13 and FY 2013/14 respectively. Within it, Bilateral and Multilateral Grant is 66.37% and 33.33.67% of total foreign grant respectively in this fiscal year.
- 4.4.3 Contribution of foreign loan in expenditure is in decreasing trend and reached to 3.268% in FY 2011/12 . It is slightly increased in FY 2012/13 and 2013/14. Bilateral and Multilateral Loan is 7.46% and 92.54.49% of total Foreign Loan in this fiscal year.

Table 5
Source wise Expenditure

Fiscal Year	2009/10	2010/11	2011/12	2012/13	2013/14
GoNE/AE	80.840	80.364	84.700	86.839	87.337
Foreign Grant Exp/AE	14.840	15.548	12.032	9.823	7.806
Bilateral/FGE	47.610	47.337	70.652	66.521	66.372
Multilateral/FGE	52.390	52.663	29.348	33.479	33.628
Foreign Loan Exp/AE	4.320	4.088	3.268	3.337	4.857
Bilateral/FLE	40.550	34.055	29.364	21.509	7.455
Multilateral/FLE	59.450	65.945	70.636	78.491	92.545



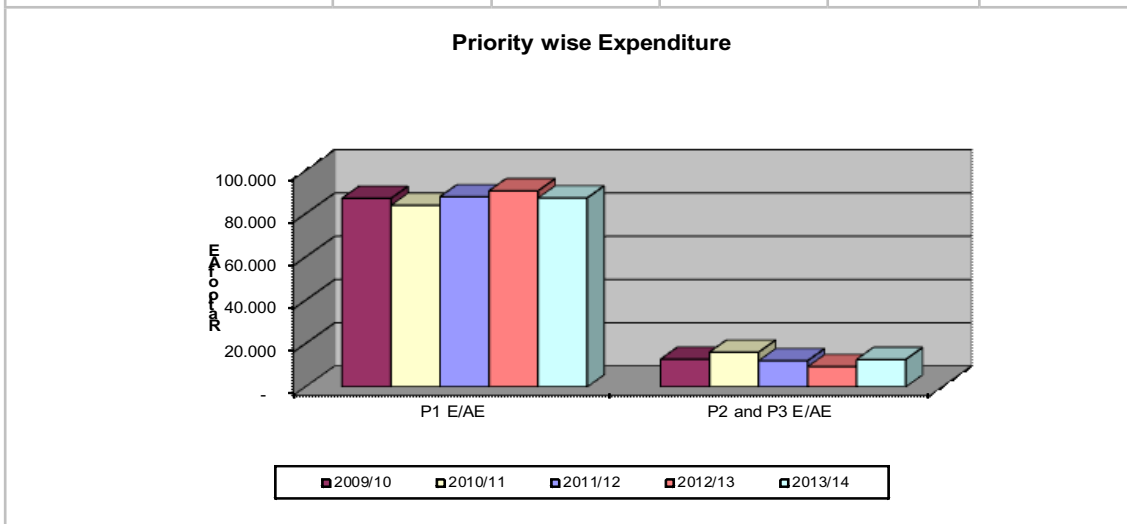
4.5 Expenditure Priority

- 4.5.1 Expenditure on P1 category has decreased by 3.32% in compare to last fiscal year and reached 87.31% in this fiscal year.
- 4.5.2 Expenditure on P2 and P3 has increased by 3.32% than last fiscal year and reached to 12.69% in this fiscal year.

**Table 6
Priority wise Expenditure**

(%)

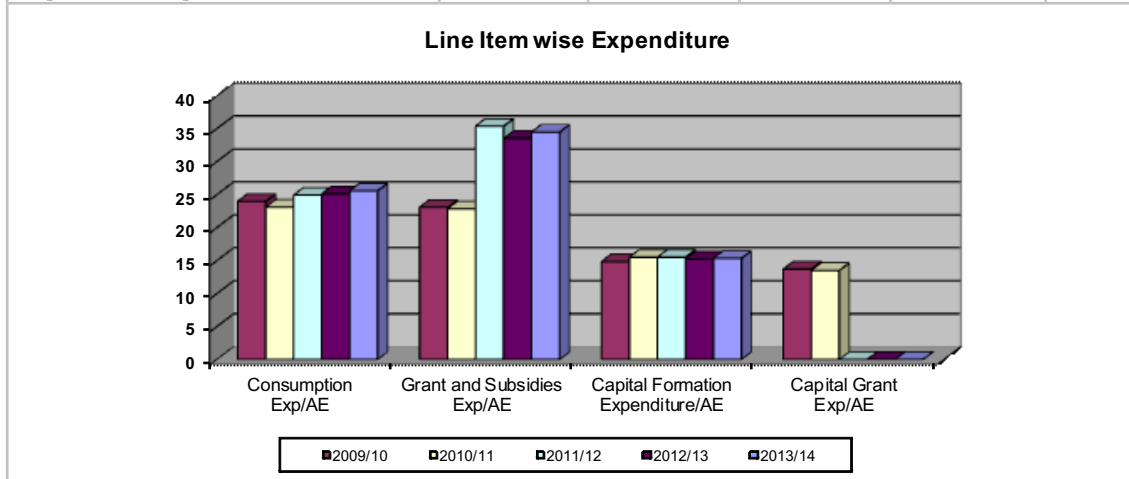
Fiscal Year	2009/10	2010/11	2011/12	2012/13	2013/14
P1 E/AE	87.170	83.918	87.873	90.626	87.309
P2 and P3 E/AE	12.830	16.082	12.127	9.374	12.691



- 4.5.3 Table 7 shows that the ratio of Consumption Expenditure to Actual Expenditure is decreased in FY 2010/11 and then it is in increasing trend and reached to 25.56% this fiscal year.
- 4.5.4 Expenditure on Grant and Subsidies increased highly because Capital Grant and subsidies are also included in recurrent expenditure from FY 2011/12 due to the changes of economic code.
- 4.5.5 Expenditure on Capital Formation is about constant from FY 2010/11.
- 4.5.6 Capital Grant and Subsidies are treated as recurrent expenditure according to GFS economic code, hence its amount is included in Grant and Subsidies from FY 2011/12.

Table 7
Ratio to Actual Expenditure

Fiscal Year	2009/10	2010/11	2011/12	2012/13	2013/14
Consumption Exp/AE	23.970	23.088	24.918	25.108	25.560
Grant and Subsidies Exp/AE	23.070	22.835	35.354	33.533	34.466
Capital Formation Expenditure/AE	14.840	15.512	15.152	15.224	15.330
Capital Grant Exp/AE	13.700	13.499	-	-	-



4.6 Ratio with Revenue

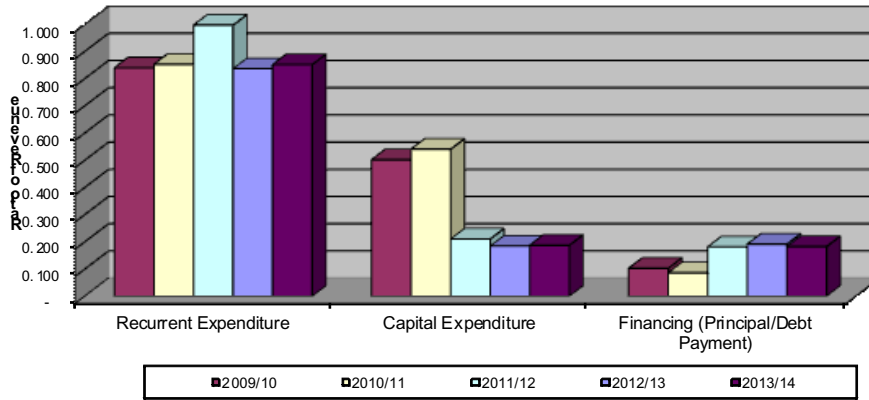
- 4.6.1 Ratio of Recurrent Expenditure is fluctuated, it was in increasing trend upto FY 2011/12. It has increased to 0.851 in this fiscal year. Similarly, Capital Expenditure experienced decreasing trend from FY 2010/11 to FY 2012/13 . It is slightly increased to 0.187 in this fiscal year. Debt Payment and Investments are included in Financing and recorded 0.18 in this fiscal year. Social Sector Expenditure gradually increasing upto FY 2010/11 but after that it has decreased to 0.45 and 0.38 in FY 2011/12 and FY 2012/13 respectively. It was again slightly increased and reach to 0.378 in this fiscal year. Economic Sector expenditure has decreased to 0.11 in this fiscal year . Infrastructure Sector Expenditure has decreased in this fiscal year than previous years. Foreign Loan and Grant utilization is in decreasing trend and reached to 0.034 and 0.099 respectively in this fiscal year.

- 4.6.2 From FY 2011/12, Capital nature Grants is also treated as recurrent expenditure . Hence overall ratio of Government Grant and Subsidies has been increased in this fiscal year in compare to the FY 2011/12.
- 4.6.3 Ratio of P1 expenditure with revenue has decreased to 1.065 in this fiscal year. Expenditure on P2 and P3 has increased to 0.155 in this fiscal year than last fiscal year.
- 4.6.4 Ratio of Tax Revenue in the period shows increasing trend after FY 2010/11. It reached to 0.876 in this fiscal year. Other revenue (Non Tax) which is constant at 0.124 Percent in this fiscal year than last fiscal year.
- 4.6.5 Principal Receipt, Interest Receipt and Dividend Receipt show fluctuating trend. The following table illustrates the comparative ratios of revenue between 2009/10 to 2013/14.

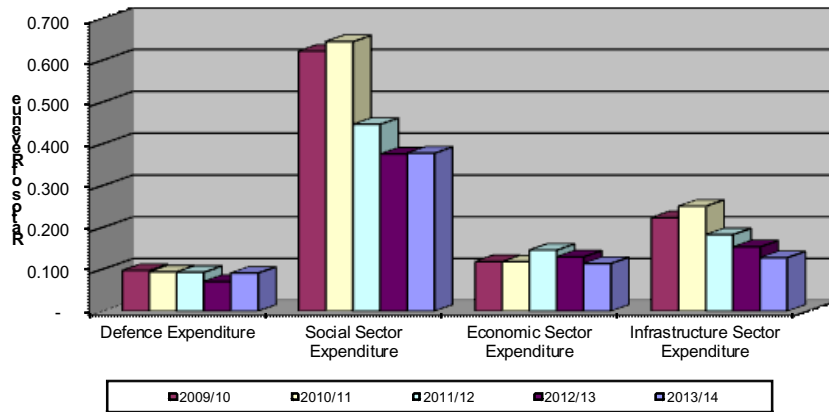
Table 8
Ratio with Revenue

Fiscal Year	2009/10	2010/11	2011/12	2012/13	2013/14
Recurrent Expenditure	0.839	0.852	0.996	0.836	0.851
Capital Expenditure	0.501	0.540	0.210	0.184	0.187
Financing			0.181	0.191	0.182
Principal/Debt Payment	0.102	0.086	-	-	
Defence Expenditure	0.097	0.094	0.093	0.071	0.091
Social Sector Expenditure	0.622	0.645	0.447	0.376	0.378
Economic Sector Expenditure	0.119	0.118	0.146	0.130	0.114
Infrastructure Sector Expenditure	0.224	0.251	0.183	0.154	0.128
Expenditure from Foreign Loan	0.062	0.060	0.045	0.040	0.034
Expenditure from Foreign grant	0.214	0.230	0.167	0.119	0.099
Grants and subsidies (Current Transfer)	0.333	0.238	0.491	0.406	0.420
Operating Subsidy public enterprises	0.003	0.005	0.004	0.003	0.003
Operating Subsidy Local government	0.024	0.024	0.107	0.079	0.089
Transfer to Non profit institution	0.252	0.254	0.332	0.278	0.289
Subsidy Social Security	0.045	0.045	0.039	0.039	0.034
Capital formation Expenditure	0.214	0.229	0.210	0.184	0.187
Capital Grant	0.198	0.200	-	-	0.078
Capital grants to public enterprises	0.005	0.004	-	-	0.017
Capital grants to Local government	0.095	0.096	-	-	0.060
Capital grants to Non profit institution	0.098	0.100	-	-	0.001
P1 Expenditure	1.258	1.240	1.220	1.098	1.065
P2 and P3 Expenditure	0.185	0.238	0.168	0.114	0.155
Tax revenue	0.869	0.865	0.866	0.876	0.876
Direct Tax	0.232	0.243	-	-	
Indirect Tax	0.637	0.621	-	-	
Internal commodity Tax on Goods & service	0.441	0.442	0.452	0.437	0.442
Commodity tax based on foreign Trade	0.195	0.179	0.178	0.192	0.191
Other Revenue (Non Tax)	0.131	0.135	0.134	0.124	0.124
Principal Receipt	0.011	0.007	0.001	0.003	0.002
Interest Receipt	0.002	0.006	0.007	0.002	0.005
Dividend Receipt	0.041	0.043	0.039	0.037	0.019

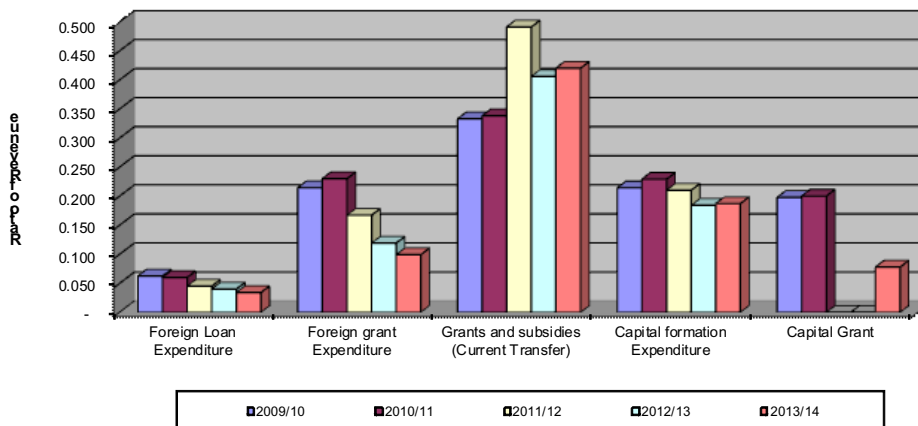
Expenditure Scenario



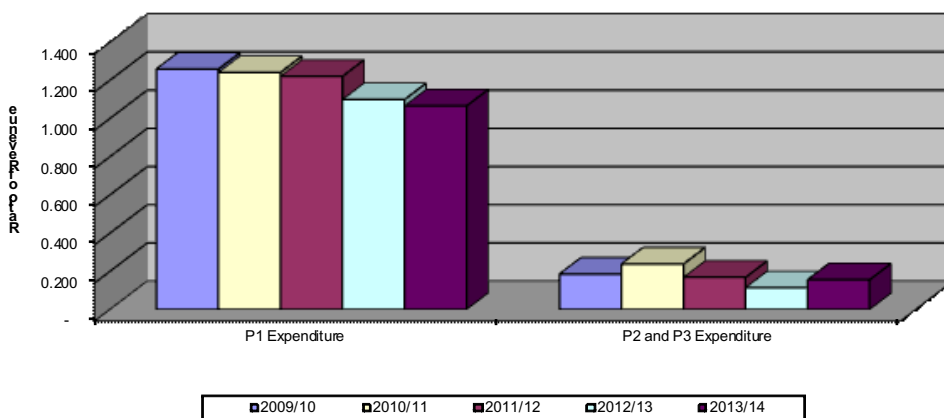
Sector wise Expenditure



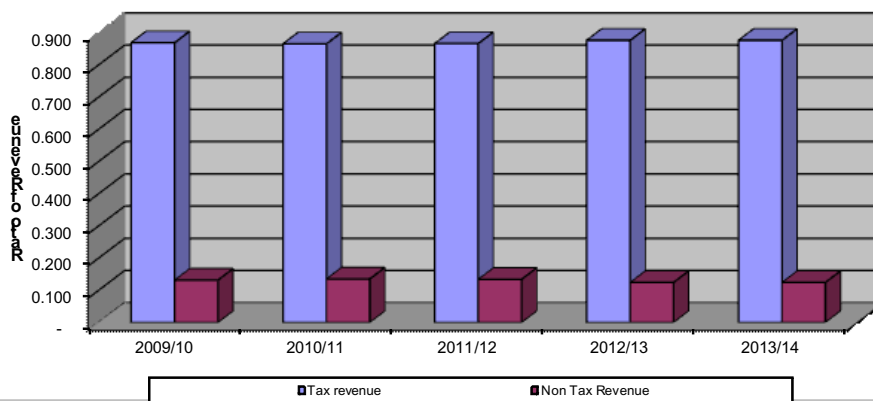
Loan, Grant and Capital Formation



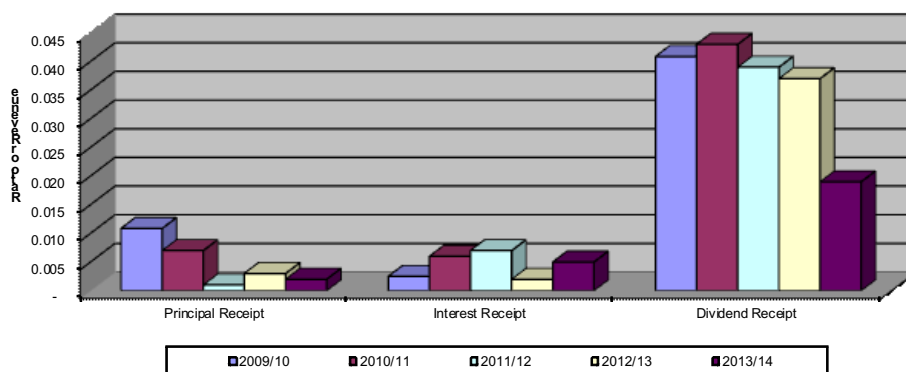
Priority wise Expenditure



Revenue Secenario



Receipt

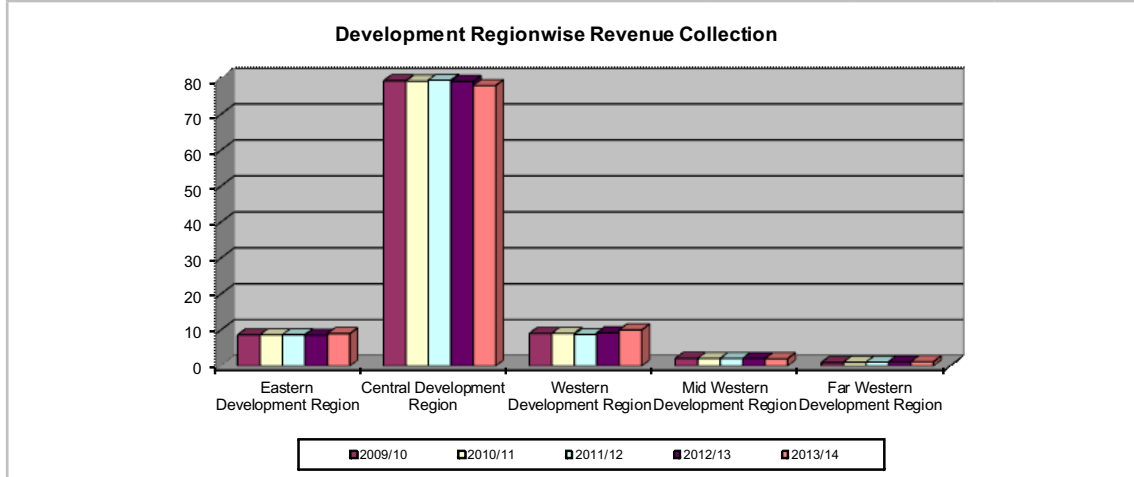


4.7 Revenue and Expenditure based on Development Regions

4.7.1 Revenue Collection of all Development Region shows almost constant trend despite some fluctuations throughout the observing period. Comparison of Development Region-wise Revenue Collection reveals that Central Development Region collected more than three fourth of total Revenue. Mid Western and Far Western Region has very nominal contribution in Total Revenue Collection.

Table 9
Development Region wise Revenue Collection (%)

Fiscal Year	2009/10	2010/11	2011/12	2012/13	2013/14
Eastern Development Region	8.630	8.644	8.681	8.514	8.973
Central Development Region	79.320	79.205	79.488	79.116	77.982
Western Development Region	9.040	9.050	8.719	9.173	9.982
Mid Western Development Region	2.090	2.076	2.053	2.060	1.983
Far Western Development Region	0.930	1.025	1.060	1.137	1.170

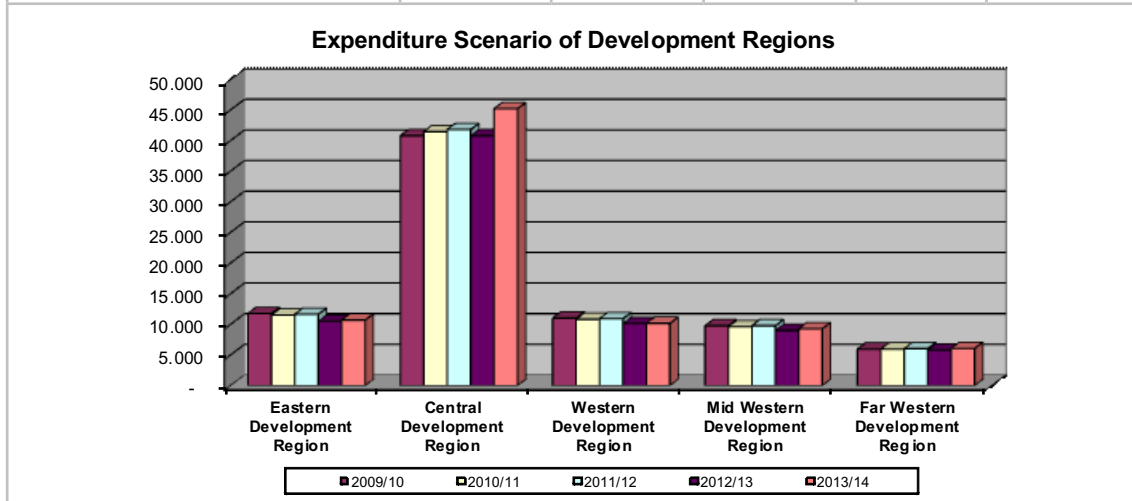


4.7.2 Table 10 shows increasing trend in expenditure of Eastern Development Region upto FY 2011/12 but it has sharply decreased to 10.5% in FY 2012/13. Later it was again increased to 10.69% in FY 2013/14 . Central Development Region has upward-downward trend during the period of 2009/10 to 2013/14 and finally remained 45.202% in FY 2013/14. Western Development Region, Mid Western Development Region and Far Western Development Region has also increased in this fiscal year in comparison to the previous years.

Direct Payment and Commodity Aid has an upward-downward trend during the period between 2009/10 to 2012/13 and significantly increased to 4.074% in FY 2013/14. Non Votable Expenditure shows the decreasing trend . It sharply increased to 13.928% in FY 2012/13 but it is again decreased to 8.377% in FY 2013/14. However, Retirement Facilities has decreased to 6.193% in FY 2013/14.

Table 10
Expenditure Scenario of Development Region (after deducting Central Payment) (%)

Fiscal Year	2009/10	2010/11	2011/12	2012/13	2013/14
Eastern Development Region	11.760	11.496	11.626	10.501	10.690
Central Development Region	40.790	41.446	41.798	40.782	45.202
Western Development Region	11.010	10.816	10.899	10.113	10.143
Mid Western Development Region	9.750	9.596	9.760	8.969	9.273
Far Western Development Region	5.940	5.935	6.019	5.784	6.049
DP and Commodity aid	5.650	6.713	3.709	3.221	4.074
Non Votable Expenditure	11.210	10.407	10.719	13.928	8.377
Retirement Facilities	3.890	3.590	5.469	6.692	6.193

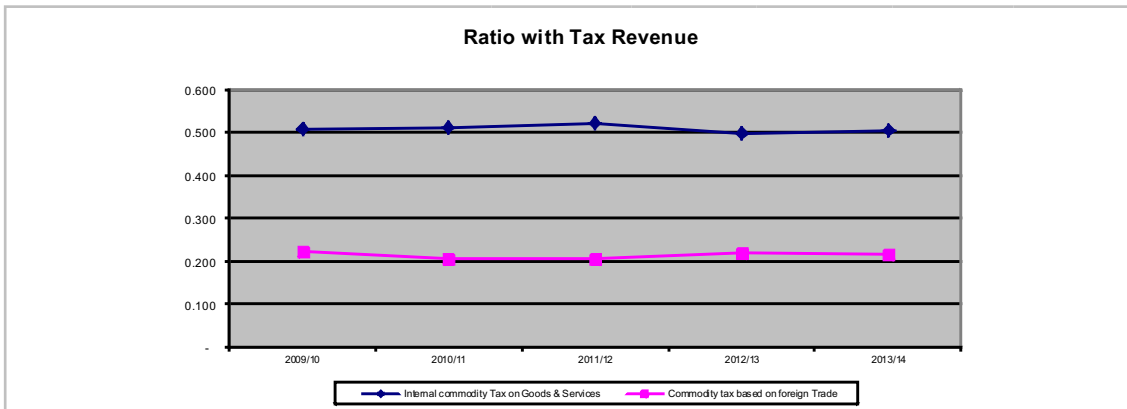


4.8 Other Status

4.8.1 The ratio of Internal Commodity Tax on Goods and Services with Tax Revenue slightly increased to 0.505 Percent in this fiscal year. Trend of Commodity Tax based on Foreign Trade shows decreasing trend to FY 2011/12, which slightly increased to 0.22 Percent in FY 2012/13 but it was again decreased to 0.218 percent in this fiscal year.

Table 11
Ratio with Tax Revenue

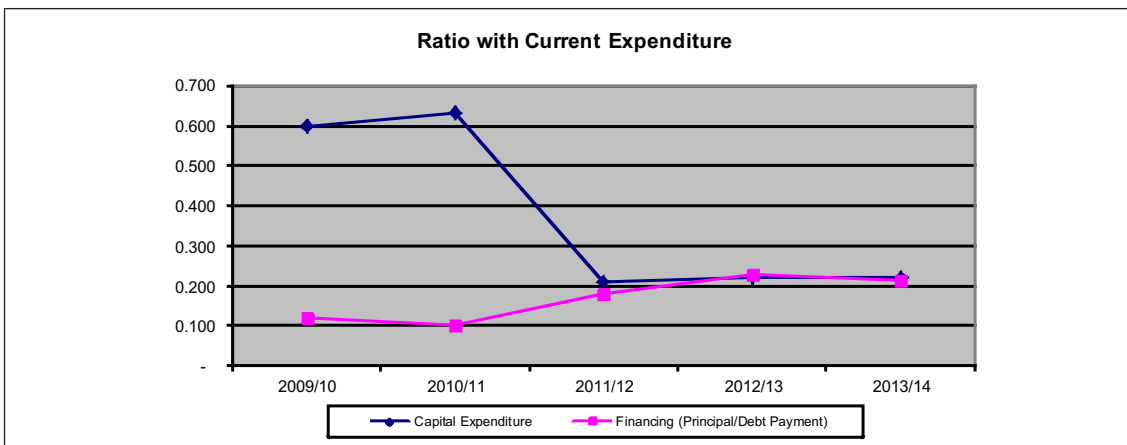
Fiscal Year	2009/10	2010/11	2011/12	2012/13	2013/14
Internal commodity Tax on Goods & Services	0.508	0.512	0.522	0.499	0.505
Commodity tax based on foreign Trade	0.225	0.207	0.205	0.220	0.218



4.8.2 According to new economic code, Some Capital nature expenditure are included in Recurrent expenditure and Financing side. Thus the ratio of Capital expenditure has decreased from FY 2011/12. Similarly, the expenses in Financing include Principal/ Debt Payment and Government Investments on shares and Loan has been increased due to changing economic code.

Table 12
Ratio with Current Expenditure

Fiscal Year	2009/10	2010/11	2011/12	2012/13	2013/14
Capital Expenditure	0.597	0.633	0.211	0.221	0.220
Principal/Debt Payment	0.122	0.101	-	-	-
Financing	-	-	0.182	0.229	0.214

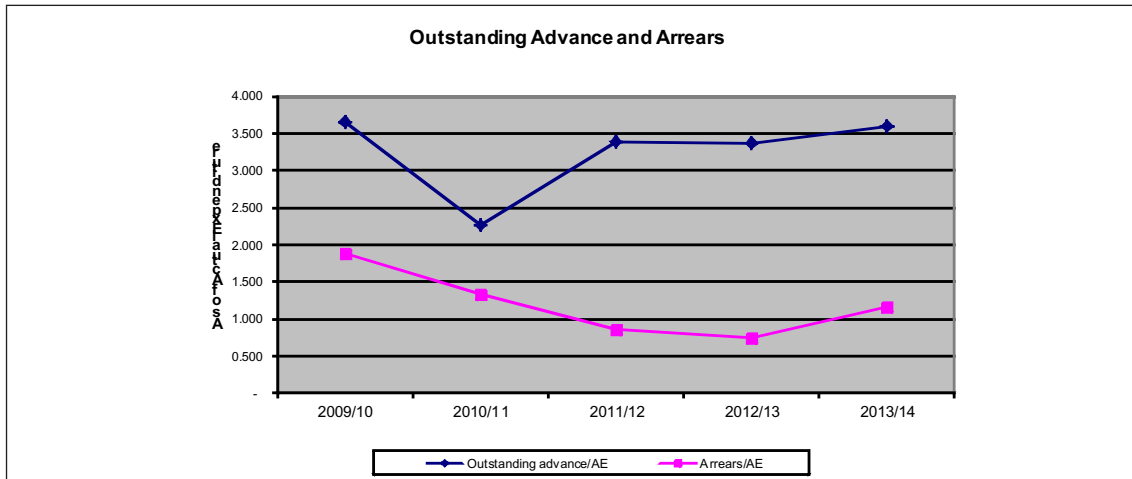


4.8.3 Table 13 shows Outstanding Advance and Internal Audit Observations have been increased sharply in FY 2009/10. Outstanding advance is increased to 3.604 Percent and Internal Audit Observations Amount is sharply Increased to 1.167 percent in this fiscal year compared to the previous years.

Table 13
Outstanding Advance and Internal Audit Observation Amount to AE

(%)

Fiscal Year	2009/10	2010/11	2011/12	2012/13	2013/14
Outstanding advance/AE	3.650	2.270	3.396	3.366	3.604
Internal Audit Observation /AE	1.880	1.330	0.864	0.742	1.167



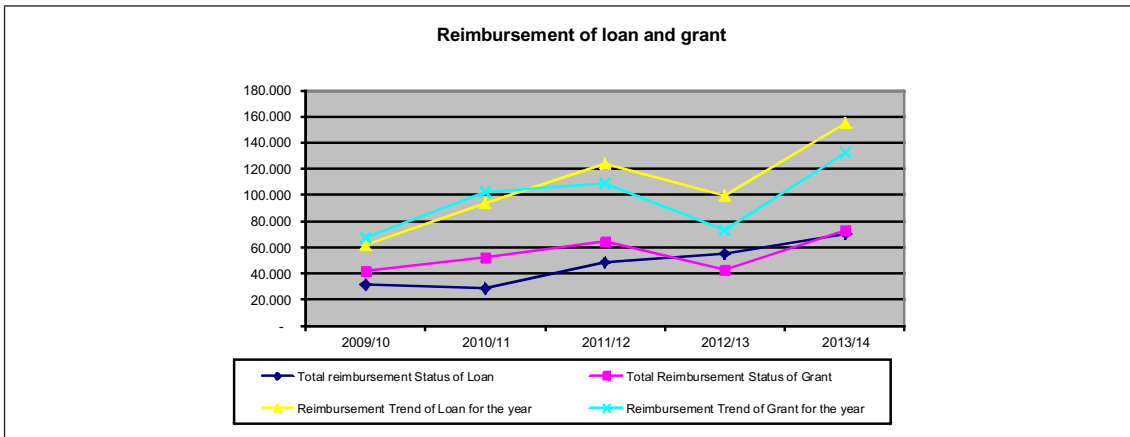
4.8.4 Table 14 shows the Reimbursement of Loan sharply decreased in FY 2010/11. It is in increasing trend till FY 2013/14. The trend of reimbursement of loans seems up & down during these years. It is in increasing trend since FY 2009/10 to FY 2011/12 and FY 2013/14 . It is slightly decreased in FY 2012/13.

Similarly, Grant Reimbursement is increasing trend till FY 2011/12 and increasing in this fiscal year . It had decreased in fiscal year 2012/13.

Table 14
Reimbursement of Loan and Grant

(%)

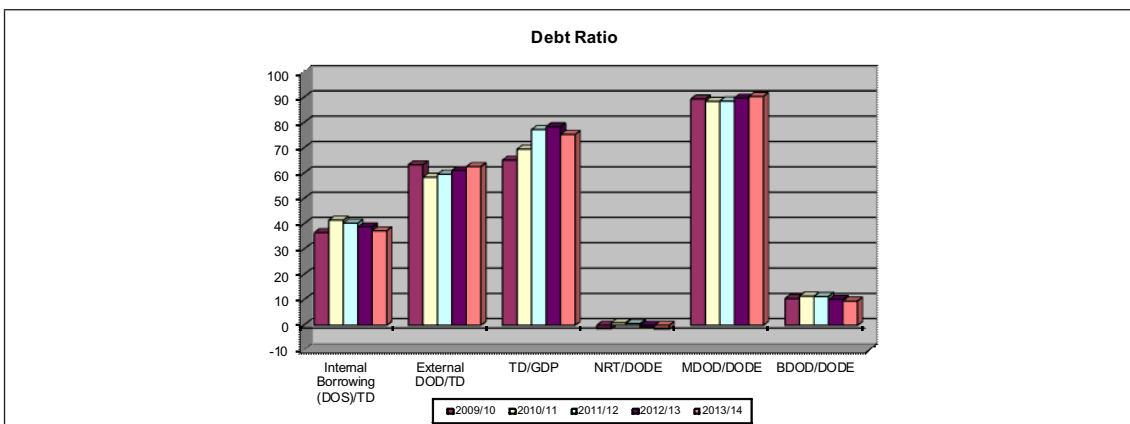
Fiscal Year	2009/10	2010/11	2011/12	2012/13	2013/14
Total reimbursement Status of Loan	31.160	28.463	48.820	55.283	69.868
Total Reimbursement Status of Grant	41.840	52.001	64.477	43.120	72.744
Reimbursement Trend of Loan for the year	61.578	93.898	123.543	99.314	155.234
Reimbursement Trend of Grant for the year	67.710	102.417	108.539	73.145	132.413



4.8.5 Table 15 shows the ratio of Internal Borrowing shows decreasing trend after FY 2010/11. Ratio of External DOD in not consistent throughout the period has increased to 62.66 Percent in the 2013/14. Ratio of Total Debt to GDP was decreased to 75.39 Percent in FY 2013/14. Ratio of NRT with DODE significantly fell in 2013/14. Ratio of MDOD in the fiscal years seems near about constant during the years. BDOD shows slightly decreasing trend after FY 2010/11.

Table 15
Debt Ratio

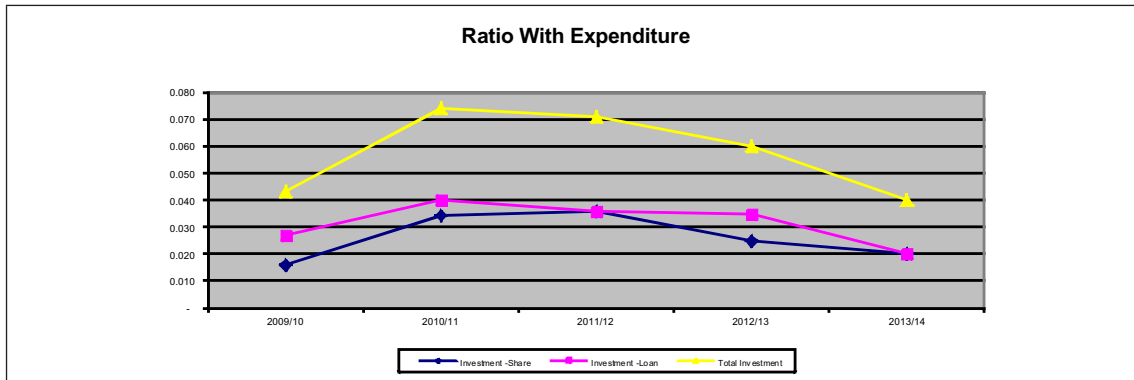
Fiscal Year		2009/10	2010/11	2011/12	2012/13	2013/14
Debt Ratio	Internal Borrowing (DOS)/TD	36.558	41.505	40.339	38.853	37.342
	External DOD/TD	63.442	58.495	59.661	61.147	62.658
	TD/GDP	65.248	69.564	77.289	78.439	75.387
	NRT/DODE	(1.362)	1.014	0.701	(0.666)	(1.491)
	MDOD/DODE	89.442	88.465	88.611	89.759	90.420
	BDOD/DODE	10.558	11.535	11.389	10.241	9.580



4.8.6 Table 16 shows the figure of Total Investment . It is fluctuated during the past five years. Share Investment which is in increasing trend till FY 2011/12 and decreased to 0.020 in FY 2013/14. Investment in Loan is in increasing trend till fiscal year 2011/12 and decreased to 0.020 in this fiscal year.

Table 16
Ratio of Investment to Expenditure

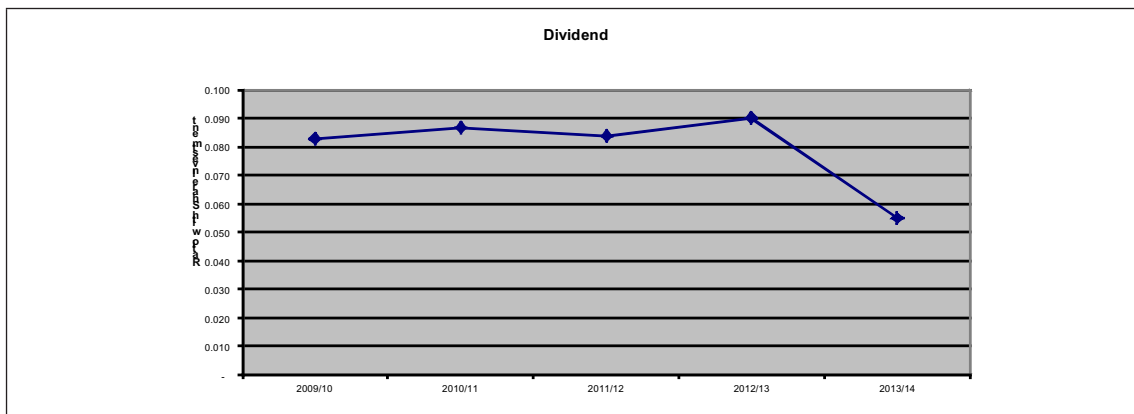
Fiscal Year	2009/10	2010/11	2011/12	2012/13	2013/14
Investment –Share	0.016	0.034	0.036	0.025	0.020
Investment –Loan	0.027	0.040	0.036	0.035	0.020
Total Investment	0.043	0.074	0.071	0.060	0.040



4.8.7 Dividend from investment on share has decreased to 0.055 in this fiscal year.

Table 17
Ratio of Investment on Share

Fiscal Year	2009/10	2010/11	2011/12	2012/13	2013/14
Dividend	0.083	0.087	0.084	0.090	0.055



Government of Nepal
Ministry of Finance
Financial Comptroller General Office
Revenue Collection Detail

Upto : Ashad

Fiscal Year 2070/71

Annex - 5

Revenue Head		Target	Actual Collection
11100	Taxes on income, profits, and capital gains	75,562,128,000.00	75,613,637,810.62
11110	Payable by individuals & Sole Traders	19,729,191,000.00	19,434,041,480.65
11111	Individual or Sole Traders	9,152,051,000.00	7,808,227,857.53
11112	Remuneration Tax	9,562,112,000.00	9,611,516,864.57
11113	Capital Gain - Individuals	1,015,028,000.00	2,014,296,758.55
11120	Payable by enterprizes and corporations	44,144,754,000.00	45,423,007,390.26
11121	Company Profit Tax - Government Corporations Companies	3,229,061,000.00	3,490,817,514.15
11122	Company Profit Tax - Public Limited Companies	17,608,805,000.00	18,965,684,066.07
11123	Company Profit Tax - Private Limited Companies	18,743,584,000.00	19,343,586,053.58
11124	Company Profit Tax - Other Institutions	4,336,405,000.00	3,607,087,204.72
11125	Capital gain - Entity	226,899,000.00	15,832,551.74
11130	Taxes on investment and other income	11,688,183,000.00	10,756,588,939.71
11131	Taxes on Rent & Lease Income	2,328,730,000.00	2,405,841,943.48
11132	Interest	6,617,412,000.00	6,175,565,512.84
11133	Dividend	2,120,345,000.00	1,739,930,711.65
11134	Other Investment Income	6,092,000.00	7,571,606.25
11135	Tax on gambling, lottery, souviner and grants	85,579,000.00	68,853,880.58
11136	Taxes on other income	530,025,000.00	358,825,284.91
11200	Taxes on payroll and workforce	2,015,491,000.00	2,449,908,463.14
11210	Social Security Taxes on payroll	2,015,491,000.00	2,449,908,463.14
11211	Social Security Taxes on payroll	2,015,491,000.00	2,449,908,463.14
11300	Taxes on property	4,555,807,000.00	6,671,118,475.62
11310	Recurrent taxes on immovable property	21,920,000.00	28,469,083.70
11311	Annual Property Tax	21,920,000.00	28,469,083.70
11340	Taxes on financial and capital transactions	4,533,887,000.00	6,642,649,391.92
11341	House and Land Registration	4,533,887,000.00	6,642,649,391.92
11400	Taxes on goods and services	162,531,864,000.00	157,718,397,203.07
11410	VAT	103,663,381,000.00	101,104,603,596.79
11411	VAT - Production	10,718,610,000.00	11,305,139,893.67
11412	VAT - Import	70,619,292,000.00	66,820,279,124.80
11413	VAT - Goods, Sales & Distribution	7,547,163,000.00	7,829,759,904.17
11414	VAT - Services & Contracts	6,376,131,000.00	5,879,657,491.01
11415	VAT - Services, Tourism	1,521,843,000.00	1,438,593,271.60
11416	VAT - Telephone, Insurance & Air Travel	5,336,858,000.00	6,220,386,794.06
11417	VAT - Non Registered (Reverse Charge)	1,543,484,000.00	1,610,787,117.48
11420	Excise	45,233,946,000.00	45,412,574,316.65
11421	Tobacco	6,871,939,000.00	7,356,033,400.38
11422	Alcohol	10,737,495,000.00	11,045,341,070.36
11423	Beer	5,736,254,000.00	5,326,675,537.42
11424	Excise on other produced items	3,774,856,000.00	3,671,739,712.80
11425	Import Duties	18,113,402,000.00	18,012,784,595.69
11440	Taxes on specific services	764,890,000.00	873,520,752.30
11441	Foreign Employment Services	610,000.00	684,594.23
11442	Health Services	379,384,000.00	440,442,562.21
11443	Education Services- Education Institute	323,490,000.00	309,617,186.66
11444	Education Services- Aboard Study	61,406,000.00	122,776,409.20

Government of Nepal
Ministry of Finance
Financial Comptroller General Office
Revenue Collection Detail

Upto : Ashad

Fiscal Year 2070/71

Annex - 5

Revenue Head			
11450	Taxes on use of goods and on permission to use goods	12,869,647,000.00	10,327,698,537.33
11451	Vehicle Tax	5,534,687,000.00	4,968,780,022.75
11452	Taxes on the use of infrastructure	2,770,098,000.00	1,672,159,896.00
11453	Road Maintenance and Improvement Duty	2,705,727,000.00	1,731,992,155.58
11454	Road Construction and Maintenance Duty	1,859,135,000.00	1,954,766,463.00
11500	Taxes on international trade and transactions	73,537,925,000.00	67,980,487,003.51
11510	Customs and other import duties	70,105,706,000.00	64,125,355,307.21
11511	Import duties	70,105,706,000.00	62,456,707,617.48
11512	Indian Excise Refund Fees	0.00	1,668,488,935.73
11513	Local Development Fees	0.00	158,754.00
11520	Taxes on exports	790,373,000.00	1,066,510,283.50
11521	Export duty	609,839,000.00	1,061,906,063.00
11522	Export Service Charge	180,534,000.00	4,604,220.50
11560	Other taxes on international trade and transactions	2,641,846,000.00	2,788,621,412.80
11561	Agriculture service charge on imports	2,048,330,000.00	2,327,759,324.30
11562	Other Income related to Customs	593,516,000.00	460,862,088.50
11600	Other taxes	1,956,551,000.00	2,007,715,040.91
11610	Registration Fee	770,424,000.00	872,169,444.91
11611	Firm Registration Fee	743,279,000.00	854,207,903.41
11612	Agency Registration Fee	27,145,000.00	17,961,541.50
11620	Ownership Certificate Charge	1,186,127,000.00	1,135,545,596.00
11621	Driving Licence & Vehicle Ownership Certificate Charge	1,173,957,000.00	1,129,587,890.00
11622	Fire Arms Registration	12,170,000.00	5,957,706.00
14100	Property Income	17,324,177,000.00	20,675,166,840.43
14110	Interest	1,787,739,000.00	1,655,530,352.74
14111	Interest from financial institutions	281,653,000.00	214,253,442.93
14112	Interest from commercial institutions	195,999,000.00	1,072,539.39
14113	Interest from industrial institutions	31,799,000.00	258,814.00
14114	Interest from service oriented institutions	1,276,468,000.00	1,401,101,998.42
14115	Interest from other institutions	1,820,000.00	38,843,558.00
14120	Dividends	7,882,766,000.00	12,992,139,489.40
14121	Dividend from Financial Institutions	4,900,527,000.00	6,653,849,892.63
14122	Dividend from Commercial Institutions	1,250,000.00	2,295,916.50
14123	Dividend from Industrial Institution	35,083,000.00	22,628,137.63
14124	Dividend from Service Oriented Organization	2,944,951,000.00	6,313,365,092.64
14125	Dividend from Other Institutions	955,000.00	450.00
14150	Rent & Royalty	7,653,672,000.00	6,027,496,998.29
14151	Rent on Lease of Government Property	361,515,000.00	310,202,343.01
14152	Royalty on Casino Operations.	125,247,000.00	75,708,429.69
14153	Royalty from Mine Extraction	61,838,000.00	69,586,719.15
14154	Income & Royalty from Water Resources SectorHydro Power Projects	2,142,611,000.00	1,258,375,388.96
14155	Royalty and Other Income from the Sales of Forest Products	1,459,660,000.00	1,223,073,010.21
14156	Other Royalty	3,502,801,000.00	3,090,551,107.27
14200	Sales of Goods and Services	12,724,821,000.00	11,645,349,132.76
14210	Sales of Goods	6,081,396,000.00	6,297,864,237.75
14211	Sales of agriculture product	125,444,000.00	117,684,323.67

Government of Nepal
Ministry of Finance
Financial Comptroller General Office
Revenue Collection Detail

Upto : Ashad

Fiscal Year 2070/71

Annex - 5

Revenue Head			
14212	Sale of Government Property	73,657,000.00	108,988,022.47
14213	Sales of other items	98,538,000.00	95,071,623.33
14214	Telephone Services Fee	4,784,355,000.00	4,951,151,333.20
14215	Charge for the use of Telephone Services	995,954,000.00	1,022,646,777.47
14216	Water Connection & Supply	1,584,000.00	747,625.14
14217	Fee for use of Water for Irrigation	1,214,000.00	1,025,411.26
14218	Charges for Consumption of Electricity	650,000.00	549,121.21
14220	Administrative Fees	6,643,425,000.00	5,347,484,895.01
14221	Judicial Fee Duty	617,521,000.00	460,825,959.08
14222	Charges for use of Postal Services	302,153,000.00	294,333,582.21
14223	Income from Education Sector	555,527,000.00	454,638,845.10
14224	Exam Fee	459,426,000.00	298,971,534.38
14225	Transport Sector	252,121,000.00	209,932,228.60
14226	Export Import Licence Fee	75,667,000.00	65,231,756.39
14227	Other Administrative Fees	4,381,010,000.00	3,563,550,989.25
14300	Penalties Fines & Forfeiture	320,265,000.00	452,763,584.08
14310	Penalties Fines & Forfeiture	320,265,000.00	452,763,584.08
14311	Judicial Penalty, Fines and Forfeiture	80,991,000.00	101,918,908.92
14312	Administrative Penalty, Fines and Forfeiture	239,274,000.00	350,844,675.16
14400	Voluntary Transfers other than Grants	1,947,000.00	2,374,422.00
14410	Voluntary Transfers other than Grants	1,947,000.00	2,374,422.00
14411	Recurrent	1,916,000.00	1,066,226.00
14412	Capital	31,000.00	1,308,196.00
14500	Miscellaneous Revenue	9,548,495,000.00	11,403,862,264.55
14510	Administrative Fee - Immigration and Tourism	7,892,333,000.00	10,527,874,415.79
14511	Charges for Issuing Passports	4,754,421,000.00	7,771,071,603.21
14512	Visa Fees	2,472,507,000.00	2,106,284,887.16
14513	Permit for Mountainering and Trekking	660,384,000.00	644,060,761.05
14514	Other Fee from Tourists	5,021,000.00	6,457,164.37
14520	Other Revenue	1,635,309,000.00	870,558,876.04
14521	Pollution Control Fees	1,589,798,000.00	701,059,130.39
14522	Other Revenue	45,511,000.00	169,499,745.65
14530	Capital Revenue	20,853,000.00	5,428,972.72
14531	Sales of Government Land and Building	20,853,000.00	5,428,972.72
Total		360,079,471,000.00	356,620,780,240.69

Government of Nepal
Ministry of Finance
Financial Comptroller General Office
Function wise Expenditure

Fiscal Year 2070/71

Budget Speech - Annex 7

Details	Total Expenditure	%Recurrent Expenditure	Recurrent %	Capital/Principle Expenses	Capital %	
01 GENERAL PUBLIC SERVICES	109,531,393,687.18	25.18	62,685,502,229.15	20.65	46,845,891,458.03	35.62
01.8 Transfers of a general character between levels of government	14,513,481,503.66	3.34	14,513,331,666.66	4.78	149,837.00	0.00
365 Ministry of Federal Affairs and Local Development	14,513,481,503.66	3.34	14,513,331,666.66	4.78	149,837.00	0.00
01.1 Executive and legislative organs, financial, fiscal affairs and external affairs	58,554,441,599.11	13.46	37,204,053,633.42	12.26	21,350,387,965.69	16.23
101 President	230,282,276.64	0.05	78,492,545.64	0.03	151,789,731.00	0.12
102 Deputy President	29,024,464.57	0.01	26,484,674.57	0.01	2,539,790.00	0.00
202 Constituent Assembly / Legislature - Parliament	629,837,237.20	0.14	598,287,554.20	0.20	31,549,683.00	0.02
206 Commission for Investigation of Abuse of Authority	440,667,487.57	0.10	308,739,263.92	0.10	131,928,223.65	0.10
208 Office of the Auditor General	311,293,897.23	0.07	285,401,917.23	0.09	25,891,980.00	0.02
301 Prime Minister and Council of Minister's Office	2,630,904,154.37	0.60	2,600,794,567.37	0.86	30,109,587.00	0.02
305 Ministry of Finance	4,582,299,111.81	1.05	3,994,765,010.09	1.32	587,534,101.72	0.45
326 Ministry of Foreign Affairs	2,278,353,530.72	0.52	2,111,001,165.72	0.70	167,352,365.00	0.13
347 Ministry of Urban Development	130,122,722.06	0.03	128,200,859.06	0.04	1,921,863.00	0.00
352 Ministry of Cooperative and poverty Alleviation	64,259,218.99	0.01	55,207,132.99	0.02	9,052,086.00	0.01
356 Ministry of General Administration	29,416,841.12	0.01	29,416,841.12	0.01	0.00	0.00
365 Ministry of Federal Affairs and Local Development	160,644,174.49	0.04	156,344,963.49	0.05	4,299,211.00	0.00
501 MOF Policy Financing	3,450,176,660.75	0.79	0.00	0.00	3,450,176,660.75	2.62
503 MOF External Debt Service (Multilateral)	16,467,048,769.88	3.79	2,896,687,254.11	0.95	13,570,361,515.77	10.32
504 MOF External Debt Service (Bilateral)	3,622,784,083.85	0.83	468,508,870.05	0.15	3,154,275,213.80	2.40
601 MOF Staff Benifits and Retirement Benefits	22,083,172,531.53	5.08	22,083,172,531.53	7.28	0.00	0.00
602 MOF Miscellaneous	1,414,154,436.33	0.33	1,382,548,482.33	0.46	31,605,954.00	0.02
01.6 General public services n.e.c.	620,069,370.03	0.14	396,234,942.01	0.13	223,834,428.02	0.17
212 Election Commission	300,970,432.73	0.07	261,789,282.14	0.09	39,181,150.59	0.03
214 National Human Rights Commission	72,810,122.47	0.02	68,256,766.75	0.02	4,553,355.72	0.00
314 Ministry of Home	23,211,607.92	0.01	8,919,294.92	0.00	14,292,313.00	0.01
337 Ministry of Physical Planning, Works and	64,445,899.01	0.01	7,269,598.20	0.00	57,176,300.81	0.04
349 Ministry of Peace & Reconstruction	88,631,307.90	0.02	0.00	0.00	88,631,307.90	0.07
365 Ministry of Federal Affairs and Local Development	70,000,000.00	0.02	50,000,000.00	0.02	20,000,000.00	0.02
01.3 General services	1,995,948,652.33	0.46	1,880,641,141.02	0.62	115,307,511.31	0.09
210 Public Service Commission	416,442,939.49	0.10	389,827,731.71	0.13	26,615,207.78	0.02
325 Ministry of Culture, Tourism and Civil Aviation	87,277,527.49	0.02	81,117,193.49	0.03	6,160,334.00	0.00
326 Ministry of Foreign Affairs	336,563,560.60	0.08	326,626,202.22	0.11	9,937,358.38	0.01
347 Ministry of Urban Development	117,942,578.53	0.03	113,186,039.53	0.04	4,756,539.00	0.00
356 Ministry of General Administration	513,625,591.06	0.12	493,217,155.96	0.16	20,408,435.10	0.02
391 National Planning Commission Secreterate	524,096,455.16	0.12	476,666,818.11	0.16	47,429,637.05	0.04
01.7 Public debt transactions	33,825,123,090.23	7.77	8,672,671,740.22	2.86	25,152,451,350.01	19.12
502 MOF Domestic Debt Service	33,825,123,090.23	7.77	8,672,671,740.22	2.86	25,152,451,350.01	19.12

Government of Nepal
Ministry of Finance
Financial Comptroller General Office
Function wise Expenditure

Fiscal Year 2070/71

Budget Speech - Annex 7

Details	Total Expenditure	%Recurrent Expenditure	Recurrent %	Capital/Principle Expenses	Capital %	
01.5 R&D General public services	22,329,471.82	0.01	18,569,105.82	0.01	3,760,366.00	0.00
301 Prime Minister and Council of Minister's Office	9,402,295.00	0.00	6,077,598.00	0.00	3,324,697.00	0.00
305 Ministry of Finance	12,927,176.82	0.00	12,491,507.82	0.00	435,669.00	0.00
02 DEFENCE	32,366,176,139.05	7.44	25,778,207,889.31	8.49	6,587,968,249.74	5.01
02.2 Civil defence	1,324,335,085.63	0.30	0.00	0.00	1,324,335,085.63	1.01
501 MOF Policy Financing	1,324,335,085.63	0.30	0.00	0.00	1,324,335,085.63	1.01
02.5 Defence n.e.c.	61,189,605.40	0.01	3,326,030.00	0.00	57,863,575.40	0.04
347 Ministry of Urban Development	61,189,605.40	0.01	3,326,030.00	0.00	57,863,575.40	0.04
02.1 Military defence	30,980,651,448.02	7.12	25,774,881,859.31	8.49	5,205,769,588.71	3.96
307 Ministry of Industry	309,990,361.79	0.07	149,990,905.37	0.05	159,999,456.42	0.12
345 Ministry of Defence	30,670,661,086.23	7.05	25,624,890,953.94	8.44	5,045,770,132.29	3.84
03 PUBLIC ORDER AND SAFETY	44,968,354,128.42	10.34	39,854,139,491.95	13.13	5,114,214,636.47	3.89
03.2 Fire-protection services	5,559,660.97	0.00	5,259,853.97	0.00	299,807.00	0.00
314 Ministry of Home	5,559,660.97	0.00	5,259,853.97	0.00	299,807.00	0.00
03.3 Law courts	3,476,357,642.83	0.80	2,662,411,669.09	0.88	813,945,973.74	0.62
204 Courts	2,859,236,988.09	0.66	2,168,896,593.85	0.71	690,340,394.24	0.52
216 Office of the Attorney General	461,981,603.56	0.11	353,500,990.60	0.12	108,480,612.96	0.08
218 Council of Justice	31,936,477.50	0.01	28,436,912.50	0.01	3,499,565.00	0.00
311 Ministry of Law, Justice, Constituent Assembly and Parliamentary Affairs	115,035,838.20	0.03	103,440,436.66	0.03	11,595,401.54	0.01
371 Ministry of Labour and Employment	8,166,735.48	0.00	8,136,735.48	0.00	30,000.00	0.00
03.1 Police services	33,992,522,420.07	7.81	31,731,712,427.76	10.45	2,260,809,992.31	1.72
314 Ministry of Home	33,992,522,420.07	7.81	31,731,712,427.76	10.45	2,260,809,992.31	1.72
03.4 Prisons	946,475,216.72	0.22	827,866,265.93	0.27	118,608,950.79	0.09
314 Ministry of Home	946,475,216.72	0.22	827,866,265.93	0.27	118,608,950.79	0.09
03.6 Public order and safety n.e.c.	6,547,439,187.83	1.50	4,626,889,275.20	1.52	1,920,549,912.63	1.46
301 Prime Minister and Council of Minister's Office	817,740,630.82	0.19	151,660,911.26	0.05	666,079,719.56	0.51
314 Ministry of Home	2,219,504,006.87	0.51	1,891,351,457.29	0.62	328,152,549.58	0.25
349 Ministry of Peace & Reconstruction	3,510,194,550.14	0.81	2,583,876,906.65	0.85	926,317,643.49	0.70
04 ECONOMIC AFFAIRS	110,549,023,265.66	25.41	50,680,799,644.52	16.70	59,868,223,621.14	45.52
04.2 Agriculture, forestry, fishing and hunting	40,462,764,807.72	9.30	25,499,093,744.02	8.40	14,963,671,063.70	11.38
312 Ministry of Agriculture Development	17,957,526,193.70	4.13	15,936,756,543.66	5.25	2,020,769,650.04	1.54
329 Ministry of Forestry and Soil Conservation	6,834,813,498.29	1.57	5,155,922,975.01	1.70	1,678,890,523.28	1.28
336 Ministry of Land Reforms and Management	2,856,314,822.63	0.66	2,348,298,024.26	0.77	508,016,798.37	0.39
352 Ministry of Cooperative and poverty Alleviation	429,212,259.69	0.10	397,917,524.30	0.13	31,294,735.39	0.02
357 Ministry of Irrigation	11,086,340,966.92	2.55	934,089,759.63	0.31	10,152,251,207.29	7.72
365 Ministry of Federal Affairs and Local Development	798,557,066.49	0.18	726,108,917.16	0.24	72,448,149.33	0.06
501 MOF Policy Financing	500,000,000.00	0.11	0.00	0.00	500,000,000.00	0.38

Government of Nepal
Ministry of Finance
Financial Comptroller General Office
Function wise Expenditure

Fiscal Year 2070/71

Budget Speech - Annex 7

Details	Total Expenditure	%Recurrent Expenditure	Recurrent %	Capital/Principle Expenses	Capital %	
04.6 Communication	3,664,993,544.50	0.84	3,147,648,381.20	1.04	517,345,163.30	0.39
331 Ministry of Environment, Science and Technology	369,667,542.57	0.08	262,269,710.43	0.09	107,397,832.14	0.08
358 Ministry of Information and Communications	3,055,326,001.93	0.70	2,885,378,670.77	0.95	169,947,331.16	0.13
501 MOF Policy Financing	240,000,000.00	0.06	0.00	0.00	240,000,000.00	0.18
04.9 Economic affairs n.e.c.	204,889,776.52	0.05	31,327,076.52	0.01	173,562,700.00	0.13
305 Ministry of Finance	44,132,776.52	0.01	31,327,076.52	0.01	12,805,700.00	0.01
501 MOF Policy Financing	160,757,000.00	0.04	0.00	0.00	160,757,000.00	0.12
04.3 Fuel and energy	18,214,524,000.65	4.19	3,352,662,910.03	1.10	14,861,861,090.62	11.30
307 Ministry of Industry	31,205,669.44	0.01	17,703,692.78	0.01	13,501,976.66	0.01
308 Ministry of Energy	749,996,670.01	0.17	122,487,976.02	0.04	627,508,693.99	0.48
331 Ministry of Environment, Science and Technology	3,220,060,753.23	0.74	3,212,471,241.23	1.06	7,589,512.00	0.01
501 MOF Policy Financing	14,213,260,907.97	3.27	0.00	0.00	14,213,260,907.97	10.81
04.1 General economic, commercial and labour affairs	8,592,689,621.37	1.98	8,157,646,411.12	2.69	435,043,210.25	0.33
301 Prime Minister and Council of Minister's Office	21,152,907.57	0.00	15,091,427.96	0.00	6,061,479.61	0.00
330 Ministry of Commerce and Supply	756,198,779.47	0.17	722,189,538.24	0.24	34,009,241.23	0.03
352 Ministry of Cooperative and poverty Alleviation	267,986,218.51	0.06	261,059,720.51	0.09	6,926,498.00	0.01
365 Ministry of Federal Affairs and Local Development	7,000,107,310.19	1.61	6,677,670,652.96	2.20	322,436,657.23	0.25
371 Ministry of Labour and Employment	547,244,405.63	0.13	481,635,071.45	0.16	65,609,334.18	0.05
04.4 Mining, manufacturing and construction	1,427,721,572.15	0.33	61,892,974.21	0.02	1,365,828,597.94	1.04
307 Ministry of Industry	66,189,432.90	0.02	61,892,974.21	0.02	4,296,458.69	0.00
337 Ministry of Physical Planning, Works and	1,361,532,139.25	0.31	0.00	0.00	1,361,532,139.25	1.04
04.7 Other industries	2,812,465,581.27	0.65	1,817,424,301.60	0.60	995,041,279.67	0.76
307 Ministry of Industry	1,632,542,608.89	0.38	1,049,436,869.18	0.35	583,105,739.71	0.44
312 Ministry of Agriculture Development	54,744,740.88	0.01	39,028,367.80	0.01	15,716,373.08	0.01
325 Ministry of Culture, Tourism and Civil Aviation	1,088,762,028.07	0.25	717,971,697.62	0.24	370,790,330.45	0.28
329 Ministry of Forestry and Soil Conservation	36,416,203.43	0.01	10,987,367.00	0.00	25,428,836.43	0.02
04.8 R&D Economic affairs	623,760,936.66	0.14	505,749,102.66	0.17	118,011,834.00	0.09
308 Ministry of Energy	490,430,994.66	0.11	490,430,994.66	0.16	0.00	0.00
357 Ministry of Irrigation	133,329,942.00	0.03	15,318,108.00	0.01	118,011,834.00	0.09
04.5 Transport	34,545,213,424.82	7.94	8,107,354,743.16	2.67	26,437,858,681.66	20.10
337 Ministry of Physical Planning, Works and	28,737,132,191.89	6.61	5,041,166,423.54	1.66	23,695,965,768.35	18.02
347 Ministry of Urban Development	581,679,152.58	0.13	207,514,035.97	0.07	374,165,116.61	0.28
365 Ministry of Federal Affairs and Local Development	3,911,402,080.35	0.90	2,858,674,283.65	0.94	1,052,727,796.70	0.80
501 MOF Policy Financing	1,315,000,000.00	0.30	0.00	0.00	1,315,000,000.00	1.00
05 ENVIRONMENTAL PROTECTION	2,572,137,735.33	0.59	1,521,353,585.09	0.50	1,050,784,150.24	0.80
05.6 Environmental protection n.e.c.	1,731,263,512.07	0.40	1,389,456,326.33	0.46	341,807,185.74	0.26

Government of Nepal
Ministry of Finance
Financial Comptroller General Office
Function wise Expenditure

Fiscal Year 2070/71

Budget Speech - Annex 7

Details	Total Expenditure	%Recurrent Expenditure	Recurrent %	Capital/Principle Expenses	Capital %	
329 Ministry of Forestry and Soil Conservation	4,625,318.00	0.00	2,633,014.00	0.00	1,992,304.00	0.00
331 Ministry of Environment, Science and Technology	663,697,651.36	0.15	567,316,720.91	0.19	96,380,930.45	0.07
347 Ministry of Urban Development	1,062,940,542.71	0.24	819,506,591.42	0.27	243,433,951.29	0.19
05.4 Protection of biodiversity and landscape	28,123,003.90	0.01	26,280,553.90	0.01	1,842,450.00	0.00
329 Ministry of Forestry and Soil Conservation	28,123,003.90	0.01	26,280,553.90	0.01	1,842,450.00	0.00
05.5 R&D Environmental protection	120,000,000.00	0.03	0.00	0.00	120,000,000.00	0.09
501 MOF Policy Financing	120,000,000.00	0.03	0.00	0.00	120,000,000.00	0.09
05.1 Waste management	626,491,647.00	0.14	87,138,927.00	0.03	539,352,720.00	0.41
347 Ministry of Urban Development	176,491,647.00	0.04	87,138,927.00	0.03	89,352,720.00	0.07
501 MOF Policy Financing	450,000,000.00	0.10	0.00	0.00	450,000,000.00	0.34
05.2 Waste water management	66,259,572.36	0.02	18,477,777.86	0.01	47,781,794.50	0.04
347 Ministry of Urban Development	42,672,814.80	0.01	11,120,279.00	0.00	31,552,535.80	0.02
357 Ministry of Irrigation	23,586,757.56	0.01	7,357,498.86	0.00	16,229,258.70	0.01
06 HOUSING AND COMMUNITY AMENITIES	14,274,663,858.76	3.28	6,046,438,092.70	1.99	8,228,225,766.06	6.26
06.3 Water supply	10,539,371,919.84	2.42	4,659,440,047.32	1.54	5,879,931,872.52	4.47
347 Ministry of Urban Development	9,560,647,782.80	2.20	4,278,709,910.28	1.41	5,281,937,872.52	4.02
365 Ministry of Federal Affairs and Local Development	380,730,137.04	0.09	380,730,137.04	0.13	0.00	0.00
501 MOF Policy Financing	597,994,000.00	0.14	0.00	0.00	597,994,000.00	0.45
06.2 Community development	0.00	0.00	0.00	0.00	0.00	0.00
365 Ministry of Federal Affairs and Local Development	0.00	0.00	0.00	0.00	0.00	0.00
06.6 Housing and community amenities n.e.c.	952,553,805.85	0.22	280,204,149.90	0.09	672,349,655.95	0.51
365 Ministry of Federal Affairs and Local Development	952,553,805.85	0.22	280,204,149.90	0.09	672,349,655.95	0.51
06.1 Housing development	2,782,738,133.07	0.64	1,106,793,895.48	0.36	1,675,944,237.59	1.27
347 Ministry of Urban Development	2,205,538,133.07	0.51	1,106,793,895.48	0.36	1,098,744,237.59	0.84
501 MOF Policy Financing	577,200,000.00	0.13	0.00	0.00	577,200,000.00	0.44
07 HEALTH	26,518,423,386.88	6.10	23,361,982,359.94	7.70	3,156,441,026.94	2.40
07.3 Hospital services	8,992,518,337.83	2.07	8,594,681,245.75	2.83	397,837,092.08	0.30
314 Ministry of Home	427,733,158.95	0.10	234,441,029.95	0.08	193,292,129.00	0.15
345 Ministry of Defence	489,694,739.83	0.11	456,547,162.58	0.15	33,147,577.25	0.03
370 Ministry of Health and Population	5,275,738,693.53	1.21	5,104,341,307.70	1.68	171,397,385.83	0.13
601 MOF Staff Benefits and Retirement Benefits	2,799,351,745.52	0.64	2,799,351,745.52	0.92	0.00	0.00
07.1 Medical products, appliances and equipment	781,976,499.33	0.18	478,017,897.54	0.16	303,958,601.79	0.23
370 Ministry of Health and Population	781,976,499.33	0.18	478,017,897.54	0.16	303,958,601.79	0.23
07.2 Out-patient services	2,036,430,422.05	0.47	1,899,215,266.05	0.63	137,215,156.00	0.10
330 Ministry of Commerce and Supply	130,000,000.00	0.03	130,000,000.00	0.04	0.00	0.00
370 Ministry of Health and Population	1,906,430,422.05	0.44	1,769,215,266.05	0.58	137,215,156.00	0.10

Government of Nepal
Ministry of Finance
Financial Comptroller General Office
Function wise Expenditure

Fiscal Year 2070/71

Budget Speech - Annex 7

Details	Total Expenditure	%Recurrent Expenditure	Recurrent %	Capital/Principle Expenses	Capital %	
07.4 Public health services	12,151,569,870.37	2.79	10,106,505,891.29	3.33	2,045,063,979.08	1.55
370 Ministry of Health and Population	12,151,569,870.37	2.79	10,106,505,891.29	3.33	2,045,063,979.08	1.55
07.5 R&D Health	2,555,928,257.30	0.59	2,283,562,059.31	0.75	272,366,197.99	0.21
370 Ministry of Health and Population	2,555,928,257.30	0.59	2,283,562,059.31	0.75	272,366,197.99	0.21
08 RECREATION,CULTURE AND RELIGION	3,912,301,778.06	0.90	3,606,401,251.85	1.19	305,900,526.21	0.23
08.3 Broadcasting and publishing services	335,539,313.49	0.08	210,764,014.31	0.07	124,775,299.18	0.09
358 Ministry of Information and Communications	335,539,313.49	0.08	210,764,014.31	0.07	124,775,299.18	0.09
08.2 Cultural services	2,391,725,738.78	0.55	2,213,131,337.98	0.73	178,594,400.80	0.14
325 Ministry of Culture, Tourism and Civil Aviation	2,334,865,943.78	0.54	2,159,621,542.98	0.71	175,244,400.80	0.13
365 Ministry of Federal Affairs and Local Development	56,859,795.00	0.01	53,509,795.00	0.02	3,350,000.00	0.00
08.1 Recreational and sporting services	1,185,036,725.79	0.27	1,182,505,899.56	0.39	2,530,826.23	0.00
343 Ministry of Youth and Sports	1,185,036,725.79	0.27	1,182,505,899.56	0.39	2,530,826.23	0.00
09 EDUCATION	77,825,687,222.91	17.89	77,699,267,151.54	25.60	126,420,071.37	0.10
09.8 Education n.e.c.	883,731,882.81	0.20	880,395,921.81	0.29	3,335,961.00	0.00
350 Ministry of Education	883,731,882.81	0.20	880,395,921.81	0.29	3,335,961.00	0.00
09.5 Education not definable by level	21,791,902,943.70	5.01	21,689,125,652.21	7.15	102,777,291.49	0.08
350 Ministry of Education	21,791,902,943.70	5.01	21,689,125,652.21	7.15	102,777,291.49	0.08
09.1 Pre-primary and primary education	25,402,064,824.05	5.84	25,400,564,177.56	8.37	1,500,646.49	0.00
350 Ministry of Education	25,402,064,824.05	5.84	25,400,564,177.56	8.37	1,500,646.49	0.00
09.2 Secondary education	12,967,920,329.24	2.98	12,967,920,329.24	4.27	0.00	0.00
350 Ministry of Education	12,967,920,329.24	2.98	12,967,920,329.24	4.27	0.00	0.00
09.6 Subsidiary services to education	16,780,067,243.11	3.86	16,761,261,070.72	5.52	18,806,172.39	0.01
350 Ministry of Education	16,780,067,243.11	3.86	16,761,261,070.72	5.52	18,806,172.39	0.01
10 SOCIAL PROTECTION	12,534,123,552.30	2.88	12,297,654,758.50	4.05	236,468,793.80	0.18
10.4 Family and children	363,693,365.30	0.08	338,080,207.30	0.11	25,613,158.00	0.02
365 Ministry of Federal Affairs and Local Development	183,090,607.16	0.04	157,477,449.16	0.05	25,613,158.00	0.02
370 Ministry of Health and Population	180,602,758.14	0.04	180,602,758.14	0.06	0.00	0.00
10.8 R&D Social protection	84,332,092.71	0.02	65,048,891.71	0.02	19,283,201.00	0.01
371 Ministry of Labour and Employment	84,332,092.71	0.02	65,048,891.71	0.02	19,283,201.00	0.01
10.7 Social exclusion n.e.c.	10,645,940,275.01	2.45	10,634,588,289.01	3.50	11,351,986.00	0.01
301 Prime Minister and Council of Minister's Office	26,679,867.00	0.01	17,107,333.00	0.01	9,572,534.00	0.01
365 Ministry of Federal Affairs and Local Development	10,619,260,408.01	2.44	10,617,480,956.01	3.50	1,779,452.00	0.00
10.9 Social protection n.e.c.	1,440,157,819.28	0.33	1,259,937,370.48	0.42	180,220,448.80	0.14
340 Ministry of Women, Children & Social Welfare	1,343,793,040.25	0.31	1,259,937,370.48	0.42	83,855,669.77	0.06
349 Ministry of Peace & Reconstruction	96,364,779.03	0.02	0.00	0.00	96,364,779.03	0.07
Grand Total:	435,052,284,754.55	100.00	303,531,746,454.55	100.00	131,520,538,300.00	100.00

Financial Comptroller General Office
Ministry wise Actual Expenditure (Fiscal Year :2070/71)

Fiscal Year 2070/71

Budget Speech - Annex 8

Ministry	Recurrent		Capital / Financing		Total	Cash			Commodity/Direct Grant	
						Total Cash	GoN	Foreign Grant Cash		
101 President	76492546	151789731	230282277	230282277	230282277	230282277				
102 Deputy President	26484675	2539790	29024465	29024465	29024465	29024465				
204 Constituent Assembly / Legislature - Parliament	598287554	31549683	629837237	629837237	629837237	629837237				
204 Courts	2168896594	690340394	2859236988	2859236988	2859236988	2859236988				
206 Commission for Investigation of Abuse of Authority	308739264	131928224	440667488	440667488	440667488	440667488				
208 Office of the Auditor General	285401917	25891980	311293897	259726085	25891980	25891980	734747		51567812	
210 Public Service Commission	389827732	26615208	416442939	416442939	416442939	416442939				
212 Election Commission	261789282	39181151	300970433	300970433	300970433	300970433				
214 National Human Rights Commission	68256767	4553356	72810122	72810122	72810122	72810122				
216 Office of the Attorney General	353500991	108480613	461981604	461981604	461981604	461981604				
218 Council of Justice	28436913	3499565	31936478	31936478	31936478	31936478				
301 Prime Minister and Council of Minister's Office	2790731838	715148017	3505879855	2937206678	3505879855	681751542	2255455135		568673177	
305 Ministry of Finance	4038583594	600775471	4639359065	4186542213	4639359065	3937765348	248776865		452816852	
307 Ministry of Industry	1279024442	760903631	2039928073	2039928073	2039928073	2039928073				
308 Ministry of Energy	612918971	627506694	1240427665	1163081505	1163081505	1163081505			77346160	
311 Ministry of Law, Justice, Constituent Assembly and Parliamentary Affairs	15975784911	11595402	115035838	115035838	115035838	115035838				
312 Ministry of Agriculture Development	34698550330	2036486023	18012270935	17366469612	18012270935	15618430285	1748039326		645601323	
314 Ministry of Home	2958710434	2915455742	37615006072	37615006072	37615006072	37615006072				
325 Ministry of Culture, Tourism and Civil Aviation	852189538	34009241	3510905499	3459381237	3459381237	3438063972	21317265		51524262	
326 Ministry of Foreign Affairs	2437627368	177289723	2614917091	2614917091	2614917091	2614917091				
329 Ministry of Forestry and Soil Conservation	5195823910	1708154114	6903978024	6627816541	6903978024	6185223283	442593257		276161483	
330 Ministry of Commerce and Supply	852189538	34009241	886198779	886198779	886198779	733828407	152370372		1609002478	
331 Ministry of Environment, Science and Technology	4042057673	211368275	4253425947	2844423469	4253425947	2228192784	416230705			
336 Ministry of Land Reforms and Management	2348298024	508016798	2856314823	2856314823	2856314823	2856314823				
337 Ministry of Physical Planning, Works and Transport Management	1259937370	25114674208	30163110230	26238493912	30163110230	21154429608	5084051304		3924616318	
340 Ministry of Women, Children & Social Welfare	26081438117	5078917710	1343793040	1310022013	1343793040	1283011578	27010435		39771028	
343 Ministry of Youth and Sports	1182505900	2530826	1185036726	1185036726	1185036726	1180458225	4578501			
345 Ministry of Defence	6755496568	7183728411	31160355826	31160355826	31160355826	31160355826				
347 Ministry of Urban Development	2583876907	1111313730	13939224979	11519321511	13939224979	9549244756	1970076755		2419903468	
349 Ministry of Peace & Reconstruction	77698267152	126420071	77825687223	77704538358	77825687223	64673504067	1529510978		121148865	
350 Ministry of Education										

Financial Comptroller General Office
Ministry wise Actual Expenditure (Fiscal Year :2070/71)

Budget Speech - Annex 8

Fiscal Year: 2070/71

Ministry	Recurrent	Capital / Financing	Total	Cash		Foreign Grant Cash	Commodity/Direct Grant
				Total Cash	GoN		
352 Ministry of Cooperative and poverty Alleviation	714184378	47273319	761457697	761457697	557373450	204084247	
356 Ministry of General Administration	522633997	20408435	543042432	543042432	543042432		
357 Ministry of Irrigation	956765366	10286492300	11243257666	11180291621	7975958776	3204432846	62966045
358 Ministry of Information and Communications	3096142885	294722630	3390865315	3283964491	3263909255	2005235	106900825
365 Ministry of Federal Affairs and Local Development	36471532971	2175153917	38646868888	38019582797	32061577572	5958005226	627104091
370 Ministry of Health and Population	19922245180	2930001321	22852246501	21724061490	17101501631	4622559860	1128185010
371 Ministry of Labour and Employment	554820689	84922535	639743234	494627985	474327865	20300120	145115249
391 National Planning Commission Secreterate	476666818	47429637	524096455	515102973	471314083	43788889	8993483
501 MOF Policy Financing		22948723654	22948723654	17538215723	16060340723	1477875000	5410507932
502 MOF Domestic Debt Service	8672671740	25152451350	33825123090	33825123090	33825123090		
503 MOF External Debt Service (Multilateral)	2896687254	13570361516	16467048770	16467048770	16467048770		
504 MOF External Debt Service (Bilateral)	468508870	3154275214	3622784084	3622784084	3622784084		
601 MOF Staff Benefits and Retirement Benefits	24882524277		24882524277	24882524277	24882524277		
602 MOF Miscellaneous	1382548482	31605954	1414154436	1414154436	1414154436		
Total	303531746455	1315205938300	435052284755	417330178895	374847697533	42482481362	17722105860

Financial Comptroller General Office
Source wise Recurrent/Capital Expenditure

Fiscal Year 2070/71

Budget Speech - Annex 9

Economic Code	Description	Cash		Commodity/Direct Payment	Grand Total
		GoN	Foreign Grant		
Recurrent		266105481790	28448073699	6878190965	303531746455
21100	Wages and salaries	84141326610	214220222	84355546832	1124350
21111	Salary	60569948247	188689712	60778637959	913350
21112	Local Allowances	999224133	68187	999292320	999292320
21113	Dearness Allowance	3066567297	10000	3066577297	3066577297
21114	Field Allowance	51154731	17659768	68814499	68814499
21119	Other Allowance	3042480128	7677054	3050157183	211000
21121	Clothing	2259882982	115500	2259998482	2259998482
21122	Fooding	11159227077	11159227077	11159227077	11159227077
21123	Medical Expense	2972842014	2972842014	2972842014	2972842014
22100	Rent & Services	3255755639	57822617	3313578256	662275
22111	Water and Electricity	1402010698	8147143	1410157841	348321
22112	Communication	415490733	18125573	433616305	313954
22121	House Rent	1126263610	17048347	1143311957	1143311957
22122	Other Rent	311990598	14501554	326492152	326492152
22200	Operation & Maintenance of Capital Assets	3061747285	137910717	3199658002	6779353
22211	Fuel and Oil - Vehicles	1868385032	72137589	1940522621	3849209
22212	Operation & Maintenance	1072974309	65381728	1138356037	2923664
22213	Insurance	120387944	391400	120779344	6480
22300	Offices Materials & Services	2823669614	193476027	3017145640	24739671
22311	General Office Expenses	2540031446	190886088	2730917534	24569852
22312	Feedds for Animals & Birds	69352226	69352226	69352226	69352226
22313	Books and Materials	13132234	196520	13328754	61957
22314	Fuel and Oil - For Administrative Purposes	113024332	1388476	114412808	107862
22321	Repair and Maintenance of Public Property	88129375	1004943	89134318	89134318
22400	Consultancy and Other Services fee	1765005672	807473680	2572479352	609407052
22411	Consultancy and Services Expenses	974416193	772005884	1746422077	583149661
22412	Other Service Fee	790589480	35467796	826057276	26257391
22500	Program Expenses	7862972671	4840177579	12703150251	1202871874
22511	Employee Training	451436103	45726881	497162984	14793037
22512	Skill Development and Awareness Training Program	2598882357	2817050741	5415933098	573514412

Financial Comptroller General Office
Source wise Recurrent/Capital Expenditure

Fiscal Year 2070/71

Budget Speech - Annex 9

Economic Code	Description	GoN		Cash		Total Cash	Commodity/Direct Payment	Grand Total
				Foreign Grant				
22521	Production Materials/Services	421790712	18389059			440179771		440179771
22522	Program Expenses	3540546578	1012695505			4553242083	137786717	4691028800
22531	Medicine Purchases	850316921	946315394			1796632315	476777708	2273410023
22600	Monitoring, Evaluation & Travelling Expenses	2104794318	171259231			2276053550	18011260	2294064810
22611	Monitoring & Evaluation Expenses	956851651	123895831			1080747482	12206373	1092953855
22612	Travelling Expenses	1106334417	47363400			1153697817	5804887	1159502705
22613	Travelling Expenses of VIPs & Delegations	34680419				34680419		34680419
22614	Other Travelling Expenses	6927831				6927831		6927831
22700	Miscellaneous	981281205	18763737			1000044943	5756898	1005801841
22711	Miscellaneous	981281205	18763737			1000044943	5756898	1005801841
24100	Interest on Foreign Foreign	3365196124				3365196124		3365196124
24111	Interest on Foreign Loan	3365196124				3365196124		3365196124
24200	Interest on Internal Loan	8672671740				8672671740		8672671740
24211	Interest on Internal Loan	8672671740				8672671740		8672671740
25100	Subsidies to Public Corporations	515763555	114000000			629763555	404005849	1033769415
25111	Operating Subsidy - Non-Financial Corporations	337366634	114000000			451366634	404005849	855392483
25112	Capital Subsidy - Non-Financial Corporations	178376932				178376932		178376932
25200	Subsidies to Private Enterprises	111563985	196916			111760901		111760901
25211	Operating Subsidies to Non-Financial Private Enterprises	448985	196916			645901		645901
25212	Capital Subsidies to Non-Financial Private Enterprises	11115000				11115000		11115000
26200	Grant to Social Service	272000230				272000230		272000230
26211	International Membership Fee & Assistance	272000230				272000230		272000230
26300	Grant to Local body	25143057758	5793537923			30936695681	651230625	31587826305
26311	Unconditional Recurrent Grant to Local Bodies	4318536850	1256163552			5574700402		5574700402
26312	Conditional Recurrent Grant to Local Bodies	3885581679	666852318			4552433997		4552433997
26321	Unconditional Capital Grant to Local Bodies	9001010519				9001010519		9001010519
26322	Conditional Capital Grant to Local Bodies	7937928709	3870522053			11808450762	651230625	12459681387
26400	Grant to Social Service	64781217753	14246872030			99028088782	4053123758	103081213540
26411	Unconditional Recurrent Grant to Government Agencies, Committees & Boards	37979969302	1457797611			39437766914		39437766914
26412	Conditional Recurrent Grant to Government Agencies, Committees & Boards	26234792584	6920312535			33155105119	292999579	33448104697

Financial Comptroller General Office
Source wise Recurrent/Capital Expenditure

Fiscal Year 2070/71

Budget Speech - Annex 9

Economic Code	Description	Cash		Commodity/Direct Payment	Grand Total
		GoN	Foreign Grant		
			Total Cash		
26413	Unconditional Recurrent Grant to Other Institutions & Individuals	1088001857	156103850	33120065	127722572
26421	Unconditional Capital Grant to Government Agencies, Committees & Boards	4042019076	94097563		4136116639
26422	Conditional Recurrent Grant to Government Agencies, Committees & Boards	1919133584	23039000	51524262	1993696847
26423	Unconditional Capital Grant to Other Institutions & Individuals	13517301349	5595521470	3675479852	22788302672
27100	Social Security	11309037415	775054288		12084091703
27111	Conditional Social Security Subsidy	11309037415	775054288		12084091703
27200	Scholarships	696142412	1077308732	478000	1773929145
27211	Scholarships	696142412	1077308732	478000	1773929145
27300	Retirement Benefits	26944370631			26944370631
27311	Pensions and Disability Allowance	24990200570			24990200570
27312	Gratuity	226304931			226304931
27313	Accumulated Leave	719819116			719819116
27314	Medical Facility	1008000774			1008000774
27315	Deceased Staff Assistance	45240			45240
28100	property Related Expenditure	9881000			9881000
28141	Land Rent	9881000			9881000
28200	Refunds	288026161			288026161
28212	Judicial Refund	6306407			6306407
28213	Other Refund	281719754			281719754
29600	Civil Works				
29611	Civil Works - Construction				
29700	Capital Research & Consultancy				
29711	Capital Research & Consultancy	48804786940	12556532663	5333406963	66694726566
Capital					
22500	Program Expenses				
22512	Skill Development and Awareness Training Program				
29100	Land	160089568	25034323		1625933891
29111	Land Acquisition	160089568	25034323		1625933891
29200	Building	6634191692	737555424		7371747116
29211	Building Purchase	157779376			157779376

Financial Comptroller General Office
Source wise Recurrent/Capital Expenditure

Fiscal Year 2070/71

Budget Speech - Annex 9

Economic Code	Description	Cash		Total Cash	Commodity/Direct Payment	Grand Total
		GoN	Foreign Grant			
29221	Building Construction	6232983070	729567262	6962550333		6962550333
29231	Capital Formation - Building	243429245	7988162	251417407		251417407
29300	Furniture & Fittings	449650873	48421305	498072178	9113747	507185925
29311	Furniture & Fixtures	449650873	48421305	498072178	9113747	507185925
29400	Vehicles	4141914612	300121326	4442035938	131535916	4573571853
29411	Vehicles	4141914612	300121326	4442035938	131535916	4573571853
29500	Plant & Machinery	3277081263	944609802	4221691065	709786618	4931477684
29511	Plant & Machinery	3277081263	944609802	4221691065	709786618	4931477684
29600	Civil Works	31267239095	9474056677	40741295773	4030231812	44771527585
29611	Civil Works - Construction	30214250424	9263852948	39478103372	40255593330	43503696703
29621	Capital Formation	1052988671	210203729	1263192400	4638482	1267830882
29700	Capital Research & Consultancy	1439809838	1026733804	2460543642	452738869	2913282511
29711	Capital Research & Consultancy	136688766	1024618840	2391477606	452738869	2844216476
29712	Software Development and Purchase	66951072	2114964	69066036		69066036
Financing		57937428802	1477875000	59415303802	5410507932	64825811734
31100	Net Internal Loan	7624240516	1077875000	8702115516	4795604966	13497720482
31111	Internal Loan to Corporations	7624240516	1077875000	8702115516	4795604966	13497720482
31200	Net Investment	8436100207	400000000	8836100207	614902965	9451003172
31211	Share Investments- Corporations	8397362366	400000000	8797362366	614902965	9412265331
31221	Foreign Share Investments	38737841		38737841		38737841
32100	External - Net Borrowing	16724636730		16724636730		16724636730
32111	External Amortization	16724636730		16724636730		16724636730
32200	Domestic Net Borrowing	25152451350		25152451350		25152451350
32211	Domestic Amortization	25152451350		25152451350		25152451350
Grand Total		374847697533	42482481362	417330178895	17722105860	435052284755

Financial Comptroller General Office
Votable/NonVotable Final Report (Recurrent)

In Conformity with Annex 1 and 2 of Appropriation Act for year

Fiscal year 2070/71

	RedBook	Virement In	Virement Out	Net Budget	Release	Expenditure	Release Balance	Budget Balance
Charged	20,109,606,000.00	848,539,810.00	662,342,050.00	20,295,803,760.00	13,495,269,472.17	13,495,269,472.17	0.00	6,800,534,287.83
President	5,527,000.00	200,000.00	0.00	5,727,000.00	5,694,277.43	5,694,277.43	0.00	32,722.57
Deputy President	5,134,000.00	514,000.00	0.00	5,648,000.00	5,565,333.58	5,565,333.58	0.00	82,666.42
Constituent Assembly / Legislature - Parliament	7,522,000.00	12,000.00	0.00	7,534,000.00	3,485,702.97	3,485,702.97	0.00	4,048,297.03
Courts	254,877,000.00	17,050,240.00	28,000,000.00	243,927,240.00	231,159,737.45	231,159,737.45	0.00	12,767,502.55
Commission for Investigation of Abuse of Authority	192,446,000.00	95,561,920.00	12,130,000.00	275,877,920.00	266,691,190.51	266,691,190.51	0.00	9,186,729.49
Office of the Auditor General	262,599,000.00	9,330,600.00	6,236,000.00	265,693,600.00	240,985,644.23	240,985,644.23	0.00	24,707,955.77
Public Service Commission	305,577,000.00	101,219,050.00	10,195,050.00	396,601,000.00	377,916,723.71	377,916,723.71	0.00	18,684,276.29
Election Commission	279,348,000.00	18,871,000.00	0.00	298,219,000.00	250,026,650.98	250,026,650.98	0.00	48,192,349.02
National Human Rights Commission	113,171,000.00	1,673,000.00	1,673,000.00	113,171,000.00	68,256,766.75	68,256,766.75	0.00	44,914,233.25
MOF Domestic Debt Service	14,166,221,000.00	522,200,000.00	522,200,000.00	14,166,221,000.00	8,672,671,740.22	8,672,671,740.22	0.00	5,493,549,259.78
MOF External Debt Service (Multilateral)	3,592,166,000.00	81,908,000.00	81,908,000.00	3,592,166,000.00	2,896,687,254.11	2,896,687,254.11	0.00	695,478,745.89
MOF External Debt Service (Bilateral)	895,018,000.00	0.00	0.00	895,018,000.00	468,508,870.05	468,508,870.05	0.00	426,509,129.95
MOF Miscellaneous	30,000,000.00	0.00	0.00	30,000,000.00	7,619,580.18	7,619,580.18	0.00	22,380,419.82
Appropriated	333,307,870,000.00	31,283,942,996.00	36,152,784,073.00	328,439,028,923.00	290,038,818,721.38	290,038,476,982.38	2,341,739.00	38,402,551,940.62
President	62,909,000.00	11,856,955.00	800,000.00	73,965,955.00	72,798,288.21	72,798,288.21	0.00	1,167,666.79
Deputy President	23,636,000.00	408,366.00	440,720.00	23,603,646.00	20,919,340.99	20,919,340.99	0.00	2,684,305.01
Constituent Assembly / Legislature - Parliament	781,626,000.00	10,105,000.00	20,639,000.00	771,092,000.00	594,801,851.23	594,801,851.23	0.00	176,290,148.77
Courts	2,147,792,000.00	201,863,192.00	217,399,000.00	2,132,256,192.00	1,937,736,856.40	1,937,736,856.40	0.00	194,519,335.60
Commission for Investigation of Abuse of Authority	39,575,000.00	23,481,000.00	12,700,000.00	50,356,000.00	42,048,073.41	42,048,073.41	0.00	8,307,926.59
Office of the Auditor General	81,496,000.00	0.00	0.00	81,496,000.00	44,416,273.00	44,416,273.00	0.00	37,079,727.00
Public Service Commission	16,800,000.00	0.00	0.00	16,800,000.00	11,911,008.00	11,911,008.00	0.00	4,888,992.00
Election Commission	47,824,000.00	0.00	0.00	47,824,000.00	11,762,631.16	11,762,631.16	0.00	36,061,368.84
Office of the Attorney General	430,924,000.00	22,347,000.00	17,940,000.00	435,331,000.00	353,500,990.60	353,500,990.60	0.00	81,830,009.40
Council of Justice	20,631,000.00	15,538,600.00	5,934,600.00	30,235,000.00	28,436,912.50	28,436,912.50	0.00	1,798,087.50

Financial Comptroller General Office
Votable/NonVotable Final Report (Recurrent)

Fiscal year: 2070/71

In Conformity with Annex 1 and 2 of Appropriation Act for year

	RedBook	Virement In	Virement Out	Net Budget	Release	Expenditure	Release Balance	Budget Balance
Prime Minister and Council of Ministers Office	3,660,988,000.00	67,481,840.00	39,459,996.00	3,689,010,844.00	2,790,731,837.59	2,790,731,837.59	0.00	898,279,006.41
Ministry of Finance	6,097,888,000.00	587,380,590.00	1,437,237,444.00	5,248,031,146.00	4,038,583,594.43	4,038,583,594.43	0.00	1,209,447,551.57
Ministry of Industry	1,656,350,000.00	344,644,110.00	369,897,200.00	1,631,096,910.00	1,279,024,441.54	1,279,024,441.54	0.00	352,072,468.46
Ministry of Energy	661,098,000.00	1,241,000.00	1,241,000.00	661,098,000.00	612,918,970.68	612,918,970.68	0.00	48,179,029.32
Ministry of Law, Justice, Constituent Assembly and Parliamentary Affairs	119,350,000.00	20,873,800.00	15,843,800.00	124,380,000.00	103,440,436.66	103,440,436.66	0.00	20,939,563.34
Ministry of Agriculture Development	18,671,110,000.00	772,549,058.00	778,433,924.00	18,665,225,134.00	15,975,784,911.46	15,975,784,911.46	0.00	2,689,440,222.54
Ministry of Home	32,163,957,000.00	5,376,482,580.00	1,720,836,049.00	35,819,603,531.00	34,699,550,329.82	34,699,550,329.82	0.00	1,120,053,201.18
Ministry of Culture, Tourism and Civil Aviation	2,216,208,000.00	1,420,173,595.00	442,375,000.00	3,194,006,595.00	2,958,710,434.09	2,958,710,434.09	0.00	235,296,160.91
Ministry of Foreign Affairs	2,276,177,000.00	373,807,809.00	128,000,000.00	2,521,984,809.00	2,437,627,367.94	2,437,627,367.94	0.00	84,357,441.06
Ministry of Forestry and Soil Conservation	5,719,351,000.00	335,236,914.00	327,838,426.00	5,726,749,488.00	5,195,823,909.91	5,195,823,909.91	0.00	530,925,578.09
Ministry of Commerce and Supply	1,056,185,000.00	61,390,500.00	154,625,000.00	962,950,500.00	852,189,538.24	852,189,538.24	0.00	110,760,961.76
Ministry of Environment, Science and Technology	4,946,321,000.00	737,901,000.00	749,977,481.00	4,934,244,519.00	4,042,057,672.57	4,042,057,672.57	0.00	892,186,846.43
Ministry of Land Reforms and Management	2,557,268,000.00	40,626,000.00	59,650,791.00	2,538,243,209.00	2,348,298,024.26	2,348,298,024.26	0.00	189,945,184.74
Ministry of Physical Planning, Works and Transport Management	5,278,332,000.00	4,142,745,983.00	4,028,962,702.00	5,392,115,281.00	5,048,436,021.74	5,048,436,021.74	0.00	343,679,259.26
Ministry of Women, Children & Social Welfare	1,447,225,000.00	26,457,162.00	19,460,162.00	1,454,222,000.00	1,259,937,370.48	1,259,937,370.48	0.00	194,284,629.52
Ministry of Youth and Sports	1,260,267,000.00	101,947,424.00	7,432,000.00	1,354,782,424.00	1,184,847,638.56	1,182,505,899.56	2,341,739.00	172,276,524.44
Ministry of Defence	25,537,143,000.00	1,020,631,810.00	417,884,000.00	26,139,790,810.00	26,081,438,116.52	26,081,438,116.52	0.00	58,352,693.48
Ministry of Urban Development	10,333,171,000.00	1,860,079,080.00	2,058,461,333.00	10,134,788,747.00	6,755,496,567.74	6,755,496,567.74	0.00	3,379,292,179.26
Ministry of Peace & Reconstruction	3,454,000,000.00	336,181,600.00	372,370,190.00	3,417,811,410.00	2,583,876,906.65	2,583,876,906.65	0.00	833,934,503.35
Ministry of Education	80,745,056,000.00	7,118,974,026.00	4,748,016,476.00	83,116,013,550.00	77,699,267,151.54	77,699,267,151.54	0.00	5,416,746,398.46
Ministry of Cooperative and poverty Alleviation	862,218,000.00	219,579,000.00	255,949,000.00	825,848,000.00	714,184,377.80	714,184,377.80	0.00	111,663,622.20
Ministry of General Administration	737,790,000.00	45,744,659.00	119,500,000.00	664,034,659.00	522,633,997.08	522,633,997.08	0.00	141,400,661.92
Ministry of Irrigation	1,161,740,000.00	31,020,622.00	28,083,370.00	1,164,677,252.00	956,765,366.49	956,765,366.49	0.00	207,911,885.51
Ministry of Information and Communications	3,259,592,000.00	169,621,000.00	14,805,000.00	3,414,408,000.00	3,096,142,685.08	3,096,142,685.08	0.00	318,265,314.92

Financial Comptroller General Office
Votable/NonVotable Final Report (Recurrent)

In Conformity with Annex 1 and 2 of Appropriation Act for year

Fiscal year 2070/71

	RedBook	Virement In	Virement Out	Net Budget	Release	Expenditure	Release Balance	Budget Balance
Ministry of Federal Affairs and Local Development	42,966,448,000.00	2,952,659,000.00	1,814,239,000.00	44,104,868,000.00	36,471,532,971.03	36,471,532,971.03	0.00	7,633,335,028.97
Ministry of Health and Population	25,255,212,000.00	2,349,832,324.00	1,847,452,324.00	25,757,592,000.00	19,922,245,180.03	19,922,245,180.03	0.00	5,835,346,819.97
Ministry of Labour and Employment	682,209,000.00	34,378,697.00	7,563,057.00	709,024,640.00	554,820,698.64	554,820,698.64	0.00	154,203,941.36
National Planning Commission	627,336,000.00	10,513,750.00	8,170,000.00	629,679,750.00	476,666,818.11	476,666,818.11	0.00	153,012,931.89
Secreterate	31,638,150,000.00	107,225,000.00	3,542,114,879.00	28,203,260,121.00	24,882,524,277.05	24,882,524,277.05	0.00	3,320,735,843.95
MOF Staff Benefits and Retirement Benefits	12,606,517,000.00	331,062,950.00	10,361,052,149.00	2,576,527,801.00	1,374,928,902.15	1,374,928,902.15	0.00	1,201,598,898.85
MOF Miscellaneous								
Grand Total :	353,417,476,000.00	32,132,482,806.00	36,815,126,123.00	348,734,832,683.00	303,534,088,193.55	303,531,746,454.55	2,341,739.00	45,203,086,228.45

Government of Nepal
Ministry of Finance

Financial Comptroller General Office
Votable/NonVotable Final Report (Capital)

In Conformity with Annex 1 and 2 of Appropriation Act for year

Fiscal year 2070/71

	RedBook	Virement In	Virement Out	Net Budget	Release	Expenditure	Release Balance	Budget Balance
Appropriated	85,099,731,000.00	20,715,671,274.00	18,787,701,257.00	87,027,701,017.00	66,684,726,566.07	66,694,726,566.07	0.00	20,332,974,450.93
President	142,600,000.00	9,994,988.00	0.00	152,594,988.00	151,789,731.00	151,789,731.00	0.00	805,287.00
Deputy President	2,550,000.00	585,000.00	585,000.00	2,550,000.00	2,539,790.00	2,539,790.00	0.00	10,210.00
Constituent Assembly / Legislature - Parliament	28,300,000.00	29,654,000.00	0.00	57,954,000.00	31,549,683.00	31,549,683.00	0.00	26,404,317.00
Courts	918,000,000.00	420,148,000.00	538,234,250.00	798,913,750.00	690,340,394.24	690,340,394.24	0.00	109,573,355.76
Commission for Investigation of Abuse of Authority	41,800,000.00	104,025,000.00	13,800,000.00	132,025,000.00	131,928,223.65	131,928,223.65	0.00	96,776.35
Office of the Auditor General	101,881,000.00	4,160,000.00	4,633,000.00	101,388,000.00	25,891,980.00	25,891,980.00	0.00	75,496,020.00
Public Service Commission	64,000,000.00	0.00	0.00	64,000,000.00	26,615,207.78	26,615,207.78	0.00	37,384,792.22
Election Commission	52,000,000.00	499,644.00	0.00	52,499,644.00	39,181,150.59	39,181,150.59	0.00	13,318,493.41
National Human Rights Commission	5,500,000.00	0.00	0.00	5,500,000.00	4,553,355.72	4,553,355.72	0.00	946,644.28
Office of the Attorney General	127,600,000.00	6,600,000.00	0.00	134,200,000.00	108,480,612.96	108,480,612.96	0.00	25,719,387.04
Council of Justice	3,500,000.00	0.00	0.00	3,500,000.00	3,499,565.00	3,499,565.00	0.00	435.00
Prime Minister and Council of Minister's Office	1,417,657,000.00	1,052,459,475.00	1,033,604,000.00	1,436,512,475.00	715,148,017.17	715,148,017.17	0.00	721,364,457.83
Ministry of Finance	1,007,102,000.00	572,864,136.00	527,050,000.00	1,052,916,136.00	600,775,470.72	600,775,470.72	0.00	452,140,665.28
Ministry of Industry	1,592,327,000.00	246,908,507.00	621,179,007.00	1,218,054,500.00	760,903,631.48	760,903,631.48	0.00	457,150,868.52
Ministry of Energy	1,005,119,000.00	318,200,000.00	0.00	1,323,319,000.00	627,508,693.99	627,508,693.99	0.00	695,810,306.01
Ministry of Law, Justice, Constituent Assembly and Parliamentary Affairs	12,460,000.00	0.00	0.00	12,460,000.00	11,595,401.54	11,595,401.54	0.00	864,598.46
Ministry of Agriculture Development	2,732,017,000.00	220,761,451.00	199,617,451.00	2,753,161,000.00	2,036,486,023.12	2,036,486,023.12	0.00	716,674,976.88
Ministry of Home	3,400,368,000.00	1,251,026,913.00	759,204,975.00	3,892,189,938.00	2,915,455,741.68	2,915,455,741.68	0.00	976,734,196.32
Ministry of Culture, Tourism and Civil Aviation	625,270,000.00	32,062,000.00	14,790,000.00	642,542,000.00	552,195,065.25	552,195,065.25	0.00	90,346,934.75
Ministry of Foreign Affairs	377,093,000.00	91,180,700.00	258,550,000.00	209,723,700.00	177,289,723.38	177,289,723.38	0.00	32,433,976.62
Ministry of Forestry and Soil Conservation	2,915,604,000.00	1,398,038,661.00	1,349,544,765.00	2,964,097,896.00	1,708,154,113.71	1,708,154,113.71	0.00	1,255,943,782.29
Ministry of Commerce and Supply	217,230,000.00	137,796,000.00	105,631,000.00	249,395,000.00	34,009,241.23	34,009,241.23	0.00	215,385,758.77
Ministry of Environment, Science and Technology	694,637,000.00	1,463,000.00	1,463,000.00	694,637,000.00	211,368,274.59	211,368,274.59	0.00	483,268,725.41
Ministry of Land Reforms and	547,325,000.00	31,636,400.00	0.00	578,961,400.00	508,016,798.37	508,016,798.37	0.00	70,944,601.63

Financial Comptroller General Office
Votable/NonVotable Final Report (Capital)

Fiscal year: 2070/71

In Conformity with Annex 1 and 2 of Appropriation Act for year

	RedBook	Virement In	Virement Out	Net Budget	Release	Expenditure	Release Balance	Budget Balance
Management	29,988,464,000.00	5,610,277,850.00	5,129,416,850.00	30,479,325,000.00	25,114,674,208.41	25,114,674,208.41	0.00	5,364,650,791.59
Ministry of Physical Planning, Works and Transport Management	137,441,000.00	9,825,000.00	5,595,000.00	141,671,000.00	83,855,669.77	83,855,669.77	0.00	57,815,330.23
Ministry of Women, Children & Social Welfare	5,500,000.00	0.00	0.00	5,500,000.00	2,530,826.23	2,530,826.23	0.00	2,969,173.77
Ministry of Youth and Sports	2,039,400,000.00	3,066,663,476.00	26,575,000.00	5,079,488,476.00	5,078,917,709.54	5,078,917,709.54	0.00	570,766.46
Ministry of Defence	7,939,939,000.00	2,320,912,000.00	921,360,000.00	9,339,491,000.00	7,183,728,411.21	7,183,728,411.21	0.00	2,155,762,588.79
Ministry of Urban Development	1,345,728,000.00	3,553,513.00	3,553,513.00	1,345,728,000.00	1,111,313,730.42	1,111,313,730.42	0.00	234,414,269.58
Ministry of Peace & Reconstruction	213,024,000.00	34,575,000.00	2,600,000.00	244,999,000.00	126,420,071.37	126,420,071.37	0.00	118,578,928.63
Ministry of Education	93,855,000.00	29,042,000.00	41,663,000.00	81,234,000.00	47,273,319.39	47,273,319.39	0.00	33,960,680.61
Ministry of Cooperative and poverty Alleviation	33,640,000.00	0.00	0.00	33,640,000.00	20,408,435.10	20,408,435.10	0.00	13,231,564.90
Ministry of General Administration	11,403,806,000.00	1,793,359,370.00	1,384,729,000.00	11,812,436,370.00	10,286,492,299.99	10,286,492,299.99	0.00	1,525,944,070.01
Ministry of Irrigation	619,758,000.00	10,492,000.00	10,492,000.00	619,758,000.00	294,722,630.34	294,722,630.34	0.00	325,035,369.66
Ministry of Information and Communications	3,576,363,000.00	575,039,000.00	245,869,000.00	3,905,533,000.00	2,175,153,917.21	2,175,153,917.21	0.00	1,730,379,082.79
Ministry of Federal Affairs and Local Development	5,176,984,000.00	192,480,000.00	694,860,000.00	4,674,604,000.00	2,930,001,320.69	2,930,001,320.69	0.00	1,744,602,679.31
Ministry of Health and Population	158,462,000.00	23,335,000.00	19,400,000.00	162,397,000.00	84,922,535.18	84,922,535.18	0.00	77,474,464.82
Ministry of Labour and Employment	157,787,000.00	500,000.00	9,488,000.00	148,799,000.00	47,429,637.05	47,429,637.05	0.00	101,369,362.95
National Planning Commission	4,167,660,000.00	1,115,555,180.00	4,864,213,448.00	419,001,734.00	31,605,954.00	31,605,954.00	0.00	387,395,780.00
Secreterate								
MOF Miscellaneous								
Grand Total :	85,099,731,000.00	20,715,671,274.00	18,787,701,257.00	87,027,701,017.00	66,694,726,566.07	66,694,726,566.07	0.00	20,332,974,450.93

Government of Nepal
Ministry of Finance

Financial Comptroller General Office
Votable/NonVotable Final Report (Financing)

In Conformity with Annex 1 and 2 of Appropriation Act for year

Fiscal year 2070/71

	RedBook	Virement In	Virement Out	Net Budget	Release	Expenditure	Release Balance	Budget Balance
Charged	42,408,352,000.00	922,603,000.00	922,603,000.00	42,408,352,000.00	41,877,088,079.58	41,877,088,079.58	0.00	531,263,920.42
MOF Domestic Debt Service	25,167,061,000.00	0.00	0.00	25,167,061,000.00	25,152,451,350.01	25,152,451,350.01	0.00	14,609,649.99
MOF External Debt Service (Multilateral)	13,753,512,000.00	2,000,000.00	25,000,000.00	13,730,512,000.00	13,570,361,515.77	13,570,361,515.77	0.00	160,150,484.23
MOF External Debt Service (Bilateral)	3,487,779,000.00	920,603,000.00	897,603,000.00	3,510,779,000.00	3,154,275,213.80	3,154,275,213.80	0.00	356,503,786.20
Appropriated	36,314,441,000.00	7,660,692,946.00	4,906,019,646.00	39,069,114,300.00	22,948,723,654.35	22,948,723,654.35	0.00	16,120,390,645.65
MOF Policy Financing	36,314,441,000.00	7,660,692,946.00	4,906,019,646.00	39,069,114,300.00	22,948,723,654.35	22,948,723,654.35	0.00	16,120,390,645.65
Grand Total :	78,722,793,000.00	8,583,295,946.00	5,828,622,646.00	81,477,465,300.00	64,825,811,733.93	64,825,811,733.93	0.00	16,651,654,566.07

Financial Comptroller General Office
Source wise Release Summary (Recurrent)

Fiscal Year 2070/71

Ministry	GoN	Cash			Commodity	NonCash			Total Expenditure
		Reimb. Grant	Cash Grant	Reimb. Loan		Cash Loan	Direct Grant	Direct Loan	
101 President	78,492,545.64	0.00	0.00	0.00	0.00	0.00	0.00	0.00	78,492,545.64
102 Deputy President	26,484,674.57	0.00	0.00	0.00	0.00	0.00	0.00	0.00	26,484,674.57
202 Constituent Assembly / Parliament	598,287,554.20	0.00	0.00	0.00	0.00	0.00	0.00	0.00	598,287,554.20
204 Courts	2,168,896,593.85	0.00	0.00	0.00	0.00	0.00	0.00	0.00	2,168,896,593.85
206 Commission for Investigation of Abuse of Authority	308,739,263.92	0.00	0.00	0.00	0.00	0.00	0.00	0.00	308,739,263.92
208 Office of the Auditor General	246,810,041.23	734,747.00	0.00	0.00	0.00	37,857,123.00	0.00	37,857,123.00	285,401,917.23
210 Public Service Commission	389,827,731.71	0.00	0.00	0.00	0.00	0.00	0.00	0.00	389,827,731.71
212 Election Commission	261,789,282.14	0.00	0.00	0.00	0.00	0.00	0.00	0.00	261,789,282.14
214 National Human Rights Commission	68,256,766.75	0.00	0.00	0.00	0.00	0.00	0.00	0.00	68,256,766.75
216 Office of the Attorney General	353,500,990.60	0.00	0.00	0.00	0.00	0.00	0.00	0.00	353,500,990.60
218 Council of Justice	28,436,912.50	0.00	0.00	0.00	0.00	0.00	0.00	0.00	28,436,912.50
301 Prime Minister and Council of Minister's Office	520,801,702.21	2,255,455,135.38	0.00	0.00	0.00	14,475,000.00	0.00	14,475,000.00	2,790,731,837.59
305 Ministry of Finance	3,521,607,928.89	57,360,799.14	6,798,014.50	0.00	0.00	452,816,851.90	0.00	452,816,851.90	4,038,583,594.43
307 Ministry of Industry	1,279,024,441.54	0.00	0.00	0.00	0.00	0.00	0.00	0.00	1,279,024,441.54
308 Ministry of Energy	612,918,970.68	0.00	0.00	0.00	0.00	0.00	0.00	0.00	612,918,970.68
311 Ministry of Law, Justice, Constituent Assembly and Parliamentary Affairs	103,440,436.66	0.00	0.00	0.00	0.00	0.00	0.00	0.00	103,440,436.66
312 Ministry of Agriculture Development	14,264,560,389.45	1,116,002,063.95	7,380,388.00	131,514,067.31	0.00	436,918,739.40	19,409,263.35	456,328,002,751,975,784,911.46	
314 Ministry of Home	34,699,550,329.82	0.00	0.00	0.00	0.00	0.00	0.00	0.00	34,699,550,329.82
325 Ministry of Culture, Tourism and Civil	2,892,029,240.60	15,156,931.25	0.00	0.00	0.00	51,524,262.24	0.00	51,524,262.24	2,958,710,434.09
326 Ministry of Foreign Affairs	2,437,627,367.94	0.00	0.00	0.00	0.00	0.00	0.00	0.00	2,437,627,367.94

Financial Comptroller General Office
Source wise Release Summary (Recurrent)

Fiscal Year 2070/71

Ministry	GoN			Cash			NonCash			Total Expenditure	
	Reimb. Grant	Cash Grant	Cash Loan	Reimb. Loan	Cash Loan	Total Cash	Commodity	Direct Grant	Direct Loan		Total NonCash
329 Ministry of Forestry and Soil Conservation	4,928,086,783.92	18,535,059.63	0.00	13,470,613.61	0.00	4,960,092,457.16	0.00	235,731,452.75	0.00	235,731,452.75	5,195,823,909.91
330 Ministry of Commerce and Supply	722,407,177.16	15,782,361.08	114,000,000.00	0.00	0.00	852,189,538.24	0.00	0.00	0.00	0.00	852,189,538.24
331 Ministry of Environment, Science and Technology	2,034,320,821.38	398,734,373.19	0.00	0.00	0.00	2,433,055,194.57	0.00	*****	0.00	1,609,002,478.00	4,042,057,672.57
336 Ministry of Land Reforms and Management	2,348,298,024.26	0.00	0.00	0.00	0.00	2,348,298,024.26	0.00	0.00	0.00	0.00	2,348,298,024.26
337 Ministry of Physical Planning, Works and Transport	5,038,702,115.02	3,332,054.43	0.00	0.00	0.00	5,042,034,169.45	0.00	6,401,852.29	0.00	6,401,852.29	5,048,436,021.74
340 Ministry of Management and Transport	1,199,155,907.98	0.00	27,010,435.00	0.00	0.00	1,226,166,342.98	0.00	33,771,027.50	0.00	33,771,027.50	1,259,937,370.48
343 Ministry of Women, Children & Social Welfare	1,177,927,398.60	0.00	6,920,239.96	0.00	0.00	1,184,847,638.56	0.00	0.00	0.00	0.00	1,184,847,638.56
345 Ministry of Youth and Sports	26,081,438,116.52	0.00	0.00	0.00	0.00	26,081,438,116.52	0.00	0.00	0.00	0.00	26,081,438,116.52
347 Ministry of Defence	3,501,313,398.50	256,069,916.94	5,370,058.00	877,325,455.94	0.00	4,640,078,829.38	0.00	1,651,000.00	0.00	2,115,417,738.36	6,755,496,567.74
349 Ministry of Peace & Reconstruction	1,127,514,241.56	448,066,665.07	*****	0.00	0.00	2,583,876,906.65	0.00	0.00	0.00	0.00	2,583,876,906.65
350 Ministry of Education	64,609,944,363.47	12,141,319,804.54	529,412,183.70	297,441,935.23	0.00	77,144,184,377.80	157,463,864.60	-36,315,000.00	0.00	121,148,864,607.77	699,267,151.54
352 Ministry of Cooperative and poverty Alleviation	515,918,388.93	0.00	0.00	198,265,988.87	0.00	714,184,377.80	0.00	0.00	0.00	0.00	714,184,377.80
356 Ministry of General Administration	522,633,997.08	0.00	0.00	0.00	0.00	522,633,997.08	0.00	0.00	0.00	0.00	522,633,997.08
357 Ministry of Irrigation	882,829,984.12	73,935,382.37	0.00	0.00	0.00	956,765,366.49	0.00	0.00	0.00	0.00	956,765,366.49
358 Ministry of Information and Communications	3,082,830,839.18	12,349,602.77	0.00	0.00	0.00	3,095,180,441.95	0.00	962,243.13	0.00	962,243.13	3,096,142,685.08
365 Ministry of Federal Affairs and Local Development	31,047,382,208.83	461,548,636.91	*****	1,864,282,336.22	756,322,140.25	33,109,569,855.21	43,562,100.00	572,759,862.31	0.00	616,321,962.31	33,153,291,817.53
370 Ministry of Health	15,284,452,565.52	3,309,106,240.99	146,290,284.32	94,396,012.96	0.00	15,824,145,193.79	450,068,269.00	637,931,807.24	0.00	1,088,000,076.24	16,912,145,193.79

Government of Nepal
Ministry of Finance

Financial Comptroller General Office
Source wise Release Summary (Recurrent)

Fiscal Year 2070/71

Ministry	GoN	Cash			NonCash			Total Expenditure		
		Reimb. Grant	Cash Grant	Reimb. Loan	Cash Loan	Direct Grant	Direct Loan		Total NonCash	
371 Ministry of Labour and Employment	409,865,515.70	0.00	12,964,933.94	0.00	0.00	422,830,449.64	0.00	131,990,249.00	554,820,698.64	
391 National Planning Commission	426,436,153.62	0.00	43,786,889.49	0.00	0.00	470,225,043.11	0.00	6,441,775.00	476,666,818.11	
502 MOF Domestic Debt Service	8,672,671,740.22	0.00	0.00	0.00	0.00	8,672,671,740.22	0.00	0.00	8,672,671,740.22	
503 MOF External Debt Service (Multilateral)	2,896,687,254.11	0.00	0.00	0.00	0.00	2,896,687,254.11	0.00	0.00	2,896,687,254.11	
504 MOF External Debt Service (Bilateral)	468,508,870.05	0.00	0.00	0.00	0.00	468,508,870.05	0.00	0.00	468,508,870.05	
601 MOF Staff Benefits and Retirement	24,882,524,277.05	0.00	0.00	0.00	0.0024,882,524,277.05	0.00	0.00	0.0024,882,524,277.05	24,882,524,277.05	
602 MOF Miscellaneous	1,382,548,482.33	0.00	0.00	0.00	0.00	1,382,548,482.33	0.00	0.00	1,382,548,482.33	
Total :	288,105,481,790.03	20,563,489,774.64	3,633,907,113.42	3,476,696,410.14	756,322,140.25	296,585,897,228.48	651,094,233.60	4,189,920,729.76	2,133,176,001.71	6,978,190,965.07

Financial Comptroller General Office
Source wise Expenditure Summary (Recurrent)

Fiscal Year 2070/71

Ministry	GoN	Cash			NonCash			Total NonCash	Total Expendit
		Reimb. Grant	Cash Grant	Reimb. Loan	Cash Loan	Direct Grant	Direct Loan		
101 President	78,492,545.64	0.00	0.00	0.00	78,492,545.64	0.00	0.00	0.00	78,492,545.
102 Deputy President	26,484,674.57	0.00	0.00	0.00	26,484,674.57	0.00	0.00	0.00	26,484,674.
202 Constituent Assembly / Legislature - Parliament	598,287,554.20	0.00	0.00	0.00	598,287,554.20	0.00	0.00	0.00	598,287,554.
204 Courts	2,168,896,593.85	0.00	0.00	0.00	2,168,896,593.85	0.00	0.00	0.00	2,168,896,593.
206 Commission for Investigation of Abuse of Authority	308,739,263.92	0.00	0.00	0.00	308,739,263.92	0.00	0.00	0.00	308,739,263.
208 Office of the Auditor General	246,810,041.23	734,747.00	0.00	0.00	247,544,788.23	0.00	37,857,129.00	0.00	37,857,129.00 285,401,917.
210 Public Service Commission	389,827,731.71	0.00	0.00	0.00	389,827,731.71	0.00	0.00	0.00	389,827,731.
212 Election Commission	261,789,282.14	0.00	0.00	0.00	261,789,282.14	0.00	0.00	0.00	261,789,282.
214 National Human Rights Commission	68,256,766.75	0.00	0.00	0.00	68,256,766.75	0.00	0.00	0.00	68,256,766.
216 Office of the Attorney General	353,500,990.60	0.00	0.00	0.00	353,500,990.60	0.00	0.00	0.00	353,500,990.
218 Council of Justice	28,436,912.50	0.00	0.00	0.00	28,436,912.50	0.00	0.00	0.00	28,436,912.
301 Prime Minister and Council of Minister's Office	520,801,702.21	2,255,455,135.38	0.00	0.00	2,776,256,837.59	0.00	14,475,000.00	0.00	14,475,000.00 2,790,731,837.
305 Ministry of Finance	3,521,607,928.89	57,360,799.14	6,798,014.50	0.00	3,585,766,742.53	0.00	452,816,851.90	0.00	452,816,851.90 4,038,583,594.
307 Ministry of Industry	1,279,024,441.54	0.00	0.00	0.00	1,279,024,441.54	0.00	0.00	0.00	1,279,024,441.
308 Ministry of Energy	612,916,970.68	0.00	0.00	0.00	612,916,970.68	0.00	0.00	0.00	612,916,970.
311 Ministry of Law, Justice, Constituent Assembly and Parliamentary Affairs	103,440,436.66	0.00	0.00	0.00	103,440,436.66	0.00	0.00	0.00	103,440,436.
312 Ministry of Agriculture Development	14,264,560,389.45	1,116,002,063.95	7,380,388.00	131,514,067.31	15,192,340,803.71	0.00	436,918,739.40	19,409,263.35	456,328,002,7515,975,784,911.
314 Ministry of Home	34,699,550,329.82	0.00	0.00	0.00	34,699,550,329.82	0.00	0.00	0.00	34,699,550,329.
325 Ministry of Culture, Tourism and Civil Aviation	2,892,029,240.60	15,156,931.25	0.00	0.00	2,907,186,171.85	0.00	51,524,262.24	0.00	51,524,262.24 2,958,710,434.
326 Ministry of Foreign Affairs	2,437,627,367.94	0.00	0.00	0.00	2,437,627,367.94	0.00	0.00	0.00	2,437,627,367.

Financial Comptroller General Office
Source wise Expenditure Summary (Recurrent)

Fiscal Year 2070/71

Ministry	Cash				NonCash				Total Expenditure		
	GoN	Reimb. Grant	Cash Grant	Reimb. Loan	Cash Loan	Total Cash	Commodity	Direct Grant		Direct Loan	Total NonCash
329 Ministry of Forestry and Soil Conservation	4,928,086,783.92	18,535,089.63	0.00	13,470,613.61	0.00	4,960,082,457.16	0.00	235,731,452.75	0.00	235,731,452.75	5,195,823,909.
330 Ministry of Commerce and Supply	722,407,177.16	15,782,361.08	114,000,000.00	0.00	0.00	852,189,538.24	0.00	0.00	0.00	0.00	852,189,538.
331 Ministry of Environment, Science and Technology	2,034,320,821.38	398,734,373.19	0.00	0.00	0.00	2,433,055,194.57	0.00	*****	0.00	1,609,002,478.00	4,042,057,672.
336 Ministry of Land Reforms and Management	2,348,298,024.26	0.00	0.00	0.00	0.00	2,348,298,024.26	0.00	0.00	0.00	0.00	2,348,298,024.
337 Physical Planning, Works and Transport Management	5,038,702,115.02	3,332,054.43	0.00	0.00	0.00	5,042,034,169.45	0.00	6,401,852.29	0.00	6,401,852.29	5,048,436,021.
340 Ministry of Women, Children & Social Welfare	1,199,155,907.98	0.00	27,010,435.00	0.00	0.00	1,226,166,342.98	0.00	33,771,027.50	0.00	33,771,027.50	1,259,937,370.
343 Ministry of Youth and Sports	1,177,927,398.60	0.00	4,578,500.96	0.00	0.00	1,182,505,899.56	0.00	0.00	0.00	0.00	1,182,505,899.
345 Ministry of Defence	26,081,438,116.52	0.00	0.00	0.00	0.00	26,081,438,116.52	0.00	0.00	0.00	0.00	26,081,438,116.
347 Ministry of Urban Development	3,501,313,398.50	256,069,916.94	5,370,058.00	877,325,455.94	0.00	4,640,078,829.38	0.00	1,651,000.00	*****	2,115,417,738.36	6,755,496,567.
349 Ministry of Peace & Reconstruction	1,127,514,241.58	448,066,665.07	*****	0.00	0.00	2,583,876,906.65	0.00	0.00	0.00	0.00	2,583,876,906.
350 Ministry of Education	64,609,944,363.47	12,141,319,804.54	529,412,183.70	297,441,935.23	0.00	77,141,118,286.94	157,463,864.60	-36,315,000.00	0.00	121,148,864,607,699,267,151.	0.00
352 Cooperative and poverty Alleviation	515,918,388.93	0.00	0.00	198,265,988.87	0.00	714,184,377.80	0.00	0.00	0.00	0.00	714,184,377.
356 Ministry of General Administration	522,633,997.08	0.00	0.00	0.00	0.00	522,633,997.08	0.00	0.00	0.00	0.00	522,633,997.
357 Ministry of Irrigation	882,829,884.12	73,935,382.37	0.00	0.00	0.00	956,765,366.49	0.00	0.00	0.00	0.00	956,765,366.
358 Ministry of Information and Communications	3,082,830,839.18	12,349,602.77	0.00	0.00	0.00	3,095,180,441.95	0.00	962,243.13	0.00	962,243.13	3,096,142,685.
365 Ministry of Federal Affairs and Local Development	31,047,382,208.83	461,548,636.91	*****	1,864,282,336.22	756,322,140,253,855,211,008.72	43,562,100.00	572,759,862.31	0.00	0.00	616,321,962,3136,471,532,871.	0.00
370 Ministry of Health and Population	15,284,452,565.52	3,309,106,240.99	146,280,284.32	94,396,012.96	0.00	15,824,135,163.79	450,068,269.00	637,931,807.24	0.00	1,088,000,076,2419,922,245,180.	0.00

Financial Comptroller General Office
Source wise Expenditure Summary (Recurrent)

Fiscal Year 2070/71

Ministry	GoN	Cash				NonCash				To Expendit	
		Reimb. Grant	Cash Grant	Reimb. Loan	Cash Loan	Total Cash	Commodity	Direct Grant	Direct Loan		Total NonCash
371 Ministry of Labour and Employment	409,865,515.70	0.00	12,964,933.94	0.00	0.00	422,830,449.64	0.00	131,990,249.00	0.00	131,990,249.00	554,820,698.
391 National Planning Commission	426,436,153.62	0.00	43,788,889.49	0.00	0.00	470,225,043.11	0.00	6,441,775.00	0.00	6,441,775.00	476,666,818.
502 MOF Domestic Debt Service	8,672,671,740.22	0.00	0.00	0.00	0.00	8,672,671,740.22	0.00	0.00	0.00	0.00	8,672,671,740.
503 MOF External Debt Service (Multilateral)	2,896,687,254.11	0.00	0.00	0.00	0.00	2,896,687,254.11	0.00	0.00	0.00	0.00	2,896,687,254.
504 MOF External Debt Service (Bilateral)	468,508,870.05	0.00	0.00	0.00	0.00	468,508,870.05	0.00	0.00	0.00	0.00	468,508,870.
601 MOF Staff Benefits and Retirement	24,882,524,277.05	0.00	0.00	0.00	0.00	24,882,524,277.05	0.00	0.00	0.00	0.00	24,882,524,277.
602 MOF Miscellaneous	1,382,548,482.33	0.00	0.00	0.00	0.00	1,382,548,482.33	0.00	0.00	0.00	0.00	1,382,548,482.
Total :	268,105,481,790.03	20,563,489,774.64	3,631,565,374.42	3,476,696,410.14	756,322,140.25	296,553,555,489.48	651,094,233.60	4,193,920,729.76	2,133,176,001.71	6,978,190,965.07	303,531,746,464

Financial Comptroller General Office
Source wise Release Summary (Capital)

Fiscal Year 2070/71

Ministry	GoN	Cash			NonCash			Total Expenditure
		Reimb. Grant	Cash Grant	Cash Loan	Direct Grant	Direct Loan	Total NonCash	
101 President	151,789,731.00	0.00	0.00	0.00	151,789,731.00	0.00	0.00	151,789,731.00
102 Deputy President	2,539,790.00	0.00	0.00	0.00	2,539,790.00	0.00	0.00	2,539,790.00
202 Constituent Assembly / Legislature - Parliament	31,549,683.00	0.00	0.00	0.00	31,549,683.00	0.00	0.00	31,549,683.00
204 Courts	690,340,394.24	0.00	0.00	0.00	690,340,394.24	0.00	0.00	690,340,394.24
206 Commission for Investigation of Abuse of Authority	131,928,223.65	0.00	0.00	0.00	131,928,223.65	0.00	0.00	131,928,223.65
208 Office of the Auditor General	12,181,297.00	0.00	0.00	0.00	12,181,297.00	0.00	0.00	12,181,297.00
210 Public Service Commission	26,615,207.78	0.00	0.00	0.00	26,615,207.78	0.00	0.00	26,615,207.78
212 Election Commission	39,181,150.59	0.00	0.00	0.00	39,181,150.59	0.00	0.00	39,181,150.59
214 National Human Rights Commission	4,553,355.72	0.00	0.00	0.00	4,553,355.72	0.00	0.00	4,553,355.72
216 Office of the Attorney General	108,480,612.96	0.00	0.00	0.00	108,480,612.96	0.00	0.00	108,480,612.96
218 Council of Justice	3,499,565.00	0.00	0.00	0.00	3,499,565.00	0.00	0.00	3,499,565.00
301 Prime Minister and Council of Minister's Office	160,949,840.18	0.00	0.00	0.00	160,949,840.18	0.00	0.00	160,949,840.18
305 Ministry of Finance	416,157,419.22	37,486,389.69	147,131,661.81	0.00	600,775,470.72	0.00	0.00	600,775,470.72
307 Ministry of Industry	760,903,631.48	0.00	0.00	0.00	760,903,631.48	0.00	0.00	760,903,631.48
308 Ministry of Energy	550,162,533.99	0.00	0.00	0.00	550,162,533.99	0.00	0.00	550,162,533.99
311 Ministry of Law, Justice, Constituent Assembly and Parliamentary Affairs	11,595,401.54	0.00	0.00	0.00	11,595,401.54	0.00	0.00	11,595,401.54
312 Ministry of Agriculture Development	1,353,869,896.00	424,896,400.03	0.00	68,546,406.93	1,847,012,702.96	0.00	189,473,320.16	2,036,486,023.12
314 Ministry of Home Culture, Tourism and Civil Foreign Affairs	2,915,455,741.68	0.00	0.00	0.00	2,915,455,741.68	0.00	0.00	2,915,455,741.68
325 Ministry of Culture, Tourism and Civil Foreign Affairs	546,034,731.25	6,160,334.00	0.00	0.00	552,195,065.25	0.00	0.00	552,195,065.25
326 Ministry of Foreign Affairs	177,289,723.38	0.00	0.00	0.00	177,289,723.38	0.00	0.00	177,289,723.38

Financial Comptroller General Office
Source wise Release Summary (Capital)

Fiscal Year 2070/71

Ministry	GoN	Cash			NonCash			Total Expenditure			
		Reimb. Grant	Cash Grant	Reimb. Loan	Cash Loan	Total Cash	Commodity		Direct Grant	Direct Loan	Total NonCash
329 Ministry of Forestry and Soil Conservation	1,257,136,499.29	394,006,352.14	0.00	16,581,232.00	0.00	1,667,724,083.43	0.00	40,430,030.28	0.00	40,430,030.28	1,708,154,113.71
330 Ministry of Commerce and Supply	11,421,229.83	13,346,431.40	0.00	9,241,580.00	0.00	34,009,241.23	0.00	0.00	0.00	0.00	34,009,241.23
331 Ministry of Environment, Science and Technology	193,871,942.70	17,496,331.89	0.00	0.00	0.00	211,366,274.59	0.00	0.00	0.00	0.00	211,366,274.59
336 Ministry of Land Reforms and Management	508,016,798.37	0.00	0.00	0.00	0.00	508,016,798.37	0.00	0.00	0.00	0.00	508,016,798.37
337 Ministry of Physical Planning, Works and Transport Management	16,115,740,492.69	572,520,164.93	2,200,873,074.56	947,659,653.6521	196,459,742.24	2,200,873,074.56	0.00	961,692,279.91	3,918,214,466.1725	114,674,208.41	2,200,873,074.56
340 Ministry of Women, Children & Social Welfare	83,855,669.77	0.00	0.00	0.00	0.00	83,855,669.77	0.00	0.00	0.00	0.00	83,855,669.77
343 Ministry of Youth and Sports	2,530,826.23	0.00	0.00	0.00	0.00	2,530,826.23	0.00	0.00	0.00	0.00	2,530,826.23
345 Ministry of Defence	5,078,917,709.54	0.00	0.00	0.00	0.00	5,078,917,709.54	0.00	0.00	0.00	0.00	5,078,917,709.54
347 Ministry of Urban Development	6,047,931,357.09	323,718,745.78	493,219,147.64	14,373,430.90	0.00	6,879,242,681.41	0.00	301,209,274.03	3,276,455.77	304,485,729.80	7,183,728,411.21
349 Ministry of Peace & Reconstruction	1,038,165,417.70	73,148,312.72	0.00	0.00	0.00	1,111,313,730.42	0.00	0.00	0.00	0.00	1,111,313,730.42
350 Ministry of Education	63,959,703.48	62,460,367.89	0.00	0.00	0.00	126,420,071.37	0.00	0.00	0.00	0.00	126,420,071.37
352 Ministry of Cooperative and poverty Alleviation	41,455,061.07	0.00	0.00	5,818,258.32	0.00	47,273,319.39	0.00	0.00	0.00	0.00	47,273,319.39
356 Ministry of General Administration	20,408,435.10	0.00	0.00	0.00	0.00	20,408,435.10	0.00	0.00	0.00	0.00	20,408,435.10
357 Ministry of Irrigation	7,093,028,791.50	1,104,297,238.31	522,477,757.48	540,420,933.03	963,301,534.64	10,223,526,254.96	0.00	62,966,045.03	0.00	62,966,045.03	10,286,492,299.99
358 Ministry of Information and Communications	181,078,416.16	7,705,632.50	0.00	0.00	0.00	188,784,048.66	0.00	105,938,581.68	0.00	105,938,581.68	294,722,630.34
365 Ministry of Federal Affairs and Local Development	1,014,195,362.94	513,042,793.54	575,888,055.37	61,245,576.92	0.00	2,164,371,788.77	0.00	10,782,128.44	0.00	10,782,128.44	2,175,153,917.21
370 Ministry of Health	1,817,049,065.02	436,693,208.26	16,901,709.34	619,172,404.07	0.00	2,889,816,366.69	0.00	40,184,934.00	0.00	40,184,934.00	2,930,001,320.69

Financial Comptroller General Office
Source wise Release Summary (Capital)

Fiscal Year 2070/71

Ministry	GoN	Cash				NonCash				Total Expenditure	
		Reimb. Grant	Cash Grant	Reimb. Loan	Cash Loan	Total Cash	Commodity	Direct Grant	Direct Loan		Total NonCash
371 Ministry of Labour and Employment	64,462,348.81	0.00	7,335,186.37	0.00	0.00	71,797,535.18	0.00	13,125,000.00	0.00	13,125,000.00	84,922,535.18
391 National Planning Commission	44,877,929.39	0.00	0.00	0.00	0.00	44,877,929.39	0.00	2,551,707.66	0.00	2,551,707.66	47,429,637.05
602 MOF Miscellaneous	31,605,954.00	0.00	0.00	0.00	0.00	31,605,954.00	0.00	0.00	0.00	0.00	31,605,954.00
Total :	48,804,766,940.34	3,986,676,703.08	3,122,619,874.42	3,536,272,896.73	1,910,961,188.29	61,361,319,602.86	0.00	4,388,438,227.53	964,968,735.68	5,333,406,963.21	66,694,726,566.07

Financial Comptroller General Office
Source wise Expenditure Summary (Capital)

Fiscal Year 2070/71

Ministry	GoN			Cash			NonCash			Total Expendit
	Reimb. Grant	Cash Grant	Total	Reimb. Loan	Cash Loan	Total Cash	Direct Grant	Direct Loan	Total NonCash	
101 President	0.00	0.00	151,789,731.00	0.00	0.00	151,789,731.00	0.00	0.00	0.00	151,789,731.00
102 Deputy President	0.00	0.00	2,539,790.00	0.00	0.00	2,539,790.00	0.00	0.00	0.00	2,539,790.00
202 Constituent Assembly / Parliament	0.00	0.00	31,549,683.00	0.00	0.00	31,549,683.00	0.00	0.00	0.00	31,549,683.00
204 Courts	0.00	0.00	690,340,394.24	0.00	0.00	690,340,394.24	0.00	0.00	0.00	690,340,394.24
206 Commission for Investigation of Abuse of Authority	0.00	0.00	131,928,223.65	0.00	0.00	131,928,223.65	0.00	0.00	0.00	131,928,223.65
208 Office of the Auditor General	0.00	0.00	12,181,297.00	0.00	0.00	12,181,297.00	0.00	0.00	0.00	12,181,297.00
210 Public Service Commission	0.00	0.00	26,615,207.78	0.00	0.00	26,615,207.78	0.00	0.00	0.00	26,615,207.78
212 Election Commission	0.00	0.00	39,181,150.59	0.00	0.00	39,181,150.59	0.00	0.00	0.00	39,181,150.59
214 National Human Rights Commission	0.00	0.00	4,553,355.72	0.00	0.00	4,553,355.72	0.00	0.00	0.00	4,553,355.72
216 Office of the Attorney General	0.00	0.00	108,480,612.96	0.00	0.00	108,480,612.96	0.00	0.00	0.00	108,480,612.96
218 Council of Justice	0.00	0.00	3,499,565.00	0.00	0.00	3,499,565.00	0.00	0.00	0.00	3,499,565.00
301 Prime Minister and Council of Minister's Office	0.00	0.00	160,949,840.18	0.00	0.00	160,949,840.18	0.00	0.00	0.00	160,949,840.18
305 Ministry of Finance	37,486,389.69	147,131,661.81	416,157,419.22	0.00	0.00	600,775,470.72	0.00	0.00	0.00	600,775,470.72
307 Ministry of Industry	0.00	0.00	760,903,631.48	0.00	0.00	760,903,631.48	0.00	0.00	0.00	760,903,631.48
308 Ministry of Energy	0.00	0.00	550,162,533.99	0.00	0.00	550,162,533.99	0.00	0.00	0.00	550,162,533.99
311 Ministry of Law, Justice, Constituent Assembly and Parliamentary Affairs	0.00	0.00	11,595,401.54	0.00	0.00	11,595,401.54	0.00	0.00	0.00	11,595,401.54
312 Ministry of Agriculture	424,596,400.03	0.00	1,353,869,896.00	68,546,406.93	0.00	1,847,017,702.96	0.00	0.00	189,473,320.16	2,036,486,023.00
314 Ministry of Home Development	0.00	0.00	2,915,455,741.68	0.00	0.00	2,915,455,741.68	0.00	0.00	0.00	2,915,455,741.68
325 Ministry of Culture, Tourism and Civil Aviation	6,160,334.00	0.00	546,034,731.25	0.00	0.00	552,195,065.25	0.00	0.00	0.00	552,195,065.25
326 Ministry of Foreign Affairs	0.00	0.00	177,289,723.38	0.00	0.00	177,289,723.38	0.00	0.00	0.00	177,289,723.38

Financial Controller General Office
Source wise Expenditure Summary (Capital)

Fiscal Year 2070/71

Ministry	GoN	Cash			NonCash			Total	To Expendit.
		Reimb. Grant	Cash Grant	Reimb. Loan	Cash Loan	Direct Grant	Direct Loan		
329 Ministry of Forestry and Soil Conservation	1,257,136,499.29	394,006,352.14	0.00	16,581,232.00	0.00	1,667,724,083.43	0.00	40,430,030.28	1,708,154,113.
330 Ministry of Commerce and Supply	11,421,229.83	13,346,431.40	0.00	9,241,580.00	0.00	34,009,241.23	0.00	0.00	34,009,241.
331 Ministry of Environment, Science and Technology	193,871,942.70	17,496,331.89	0.00	0.00	0.00	211,368,274.59	0.00	0.00	211,368,274.
336 Ministry of Land Reforms and Management	508,016,798.37	0.00	0.00	0.00	0.00	508,016,798.37	0.00	0.00	508,016,798.
337 Ministry of Physical Planning, Works and Transport Management	16,115,740,482.69	572,520,164.93 *****	2,200,873,074.56	947,659,653,652.1	947,659,653,652.1	947,659,653,652.1	0.00	961,692,279.91	3,918,214,466.1725,114,674,208.
340 Ministry of Women, Children & Social Welfare	83,855,669.77	0.00	0.00	0.00	0.00	83,855,669.77	0.00	0.00	83,855,669.
343 Ministry of Youth and Sports	2,530,826.23	0.00	0.00	0.00	0.00	2,530,826.23	0.00	0.00	2,530,826.
345 Ministry of Defence	5,078,917,709.54	0.00	0.00	0.00	0.00	5,078,917,709.54	0.00	0.00	5,078,917,709.
347 Ministry of Urban Development	6,047,931,357.09	323,718,745.78	493,219,147.64	14,373,430.90	0.00	6,879,242,681.41	0.00	301,209,274.03	3,276,455.77 304,485,729.80 7,183,728,411.
349 Ministry of Peace & Reconstruction	1,038,165,417.70	73,148,312.72	0.00	0.00	0.00	1,111,313,730.42	0.00	0.00	1,111,313,730.
350 Ministry of Education	63,959,703.48	62,460,367.89	0.00	0.00	0.00	126,420,071.37	0.00	0.00	126,420,071.
352 Ministry of Cooperative and poverty Alleviation	41,455,061.07	0.00	0.00	5,816,256.32	0.00	47,273,319.39	0.00	0.00	47,273,319.
356 Ministry of General Administration	20,408,435.10	0.00	0.00	0.00	0.00	20,408,435.10	0.00	0.00	20,408,435.
357 Ministry of Irrigation	7,093,028,791.50	1,104,297,236.31	522,477,757.48	540,420,933.03	963,301,534,6410,223,526,254.96	963,301,534,6410,223,526,254.96	0.00	62,966,045.03	62,966,045,0310,286,492,299.
358 Ministry of Information and Communications	181,078,416.16	7,705,632.50	0.00	0.00	0.00	188,784,048.66	0.00	105,938,581.68	294,722,630.
365 Ministry of Federal Affairs and Local Development	1,014,195,362.94	513,042,793.54	575,888,055.37	61,245,576.92	0.00	2,164,371,788.77	0.00	10,782,128.44	2,175,153,917.
370 Ministry of Health and Population	1,817,049,065.02	436,693,206.26	16,901,709.34	619,172,404.07	0.00	2,869,816,386.69	0.00	40,184,934.00	40,184,934.00 2,930,001,320.

Government of Nepal
Ministry of Finance

Financial Comptroller General Office
Source wise Expenditure Summary (Capital)

Fiscal Year 2070/71

Ministry	GoN	Cash			NonCash			Total NonCash	To Expendit	
		Reimb. Grant	Cash Grant	Reimb. Loan	Cash Loan	Direct Grant	Direct Loan			
371 Ministry of Labour and Employment	64,462,346.81	0.00	7,335,186.37	0.00	0.00	0.00	71,797,535.18	0.00	13,125,000.00	84,922,535.
391 National Planning Commission	44,877,929.39	0.00	0.00	0.00	0.00	0.00	44,877,929.39	0.00	2,551,707.66	47,429,637.
602 MCF Miscellaneous	31,605,954.00	0.00	0.00	0.00	0.00	0.00	31,605,954.00	0.00	0.00	31,605,954.
Total :	49,804,786,940.34	3,896,678,703.08	3,122,619,974.42	3,536,272,896.73	1,910,961,186.29	61,361,319,602.86	0.00	4,368,438,227.53	964,968,735.68	5,333,406,963.21
									5,333,406,963.21	66,694,726,566

Government of Nepal
Ministry of Finance

Financial Comptroller General Office
Source wise Release Summary (Financing)

Fiscal Year 2070/71

Ministry	Cash				NonCash			Total Expenditure
	GoN	Reimb. Grant	Cash Grant	Total Cash	Direct Grant	Direct Loan	Total NonCash	
501 MOF Policy Financing	16,060,340,722.75	758,559,000.00	400,000,000.00	319,316,000.00	0.0017,538,215,722.75	0.00	509,399,380.04	5,410,507,931,6022,948,723,654.35
502 MOF Domestic Debt Service	25,152,451,350.01	0.00	0.00	0.0025,152,451,350.01	0.00	0.00	0.0025,152,451,350.01	0.0025,152,451,350.01
503 MOF External Debt Service (Multilateral)	13,570,361,515.77	0.00	0.00	0.0013,570,361,515.77	0.00	0.00	0.0013,570,361,515.77	0.0013,570,361,515.77
504 MOF External Debt Service (Bilateral)	3,154,275,213.80	0.00	0.00	0.003,154,275,213.80	0.00	0.00	0.003,154,275,213.80	0.003,154,275,213.80
Total :	57,937,428,802.33	758,559,000.00	400,000,000.00	319,316,000.00	0.0059,415,303,802.33	0.00509,399,380.04	4,901,108,551.56	64,825,811,733.93

Government of Nepal
Ministry of Finance

Financial Comptroller General Office
Source wise Expenditure Summary (Financing)

Fiscal Year 2070/71

Ministry	GoN			Cash			NonCash			Total Expenditure
	Reimb. Grant	Cash Grant	Cash Loan	Reimb. Loan	Cash Loan	Total Cash	Direct Grant	Direct Loan	Total NonCash	
501 MOF Policy Financing	758,559,000.00	400,000,000.00	0.00	319,316,000.00	0.00	0.00	0.00	509,399,380.04	5,410,507,831.60	7,23,654.35
502 MOF Domestic Debt Service	0.00	0.00	0.00	0.00	0.00	0.00	0.00	0.00	0.00	0.00
503 MOF External Debt Service (Multilateral)	0.00	0.00	0.00	0.00	0.00	0.00	0.00	0.00	0.00	0.00
504 MOF External Debt Service (Bilateral)	0.00	0.00	0.00	0.00	0.00	0.00	0.00	0.00	0.00	0.00
Total :	758,559,000.00	400,000,000.00	0.00	319,316,000.00	0.00	59,415,303,802.33	509,399,380.04	4,901,108,551.56	5,410,507,931.60	64,825,811,733.93

Financial Comptroller General Office
Function/ Priority wise Expenditure (Fiscal Year :2070/71)

(’000)

Function	1 Priority		2 Priority		3 Priority		Total Expenditure
	Recurrent E	Capital/	Recurrent	Capital	Recurrent	Capital	
GENERAL PUBLIC SERVICES							
01.1 Executive and legislative organs, financial, fiscal affairs and external affairs	46292391	3586479	15271556	3586479	1121555	20115	109531394
101 Deputy President	35653274	17861181	479224	3489093	1071555	115	58554442
102 Constituent Assembly / Legislature - Parliament	78493	151790	0	0	0	0	230282
202 Commission for Investigation of Abuse of Authority	26485	2540	0	0	0	0	29024
206 Office of the Auditor General	592288	31550	0	0	0	0	629837
208 Prime Minister and Council of Minister's Office	308739	131928	0	0	0	0	440667
301 Ministry of Finance	285402	25892	0	0	0	0	311294
305 Ministry of Foreign Affairs	2600795	30110	0	0	0	0	2630904
326 Ministry of Urban Development	3895889	585169	98876	2366	0	0	4582299
347 Ministry of Cooperative and poverty Alleviation	2093680	162193	10256	5045	7065	115	2278354
352 Ministry of General Administration	128201	1922	0	0	0	0	130123
356 Ministry of Federal Affairs and Local Development	55207	9052	0	0	0	0	64259
365 MOF Policy Financing	0	0	29417	0	0	0	29417
501 MOF External Debt Service (Multilateral)	102630	4299	53715	0	0	0	160644
503 MOF External Debt Service (Bilateral)	0	0	0	3450177	0	0	3450177
601 MOF Staff Benefits and Retirement Benefits	2896687	13570362	0	0	0	0	16467049
602 MOF Miscellaneous	468509	3154275	0	0	0	0	3622784
01.3 General services	22083173	0	0	0	0	0	22083173
210 Public Service Commission	31097	100	286961	31506	1064490	0	1414154
325 Ministry of Culture, Tourism and Civil Aviation	1067533	106552	813108	8755	0	0	1995949
326 Ministry of Foreign Affairs	389828	26615	0	0	0	0	416443
347 Ministry of Urban Development	0	0	81117	6160	0	0	87278
356 Ministry of General Administration	8881	9937	317745	0	0	0	336564
391 National Planning Commission Secretariate	113186	4757	0	0	0	0	117943
01.5 R&D General public services	127285	20408	365932	0	0	0	513626
301 Prime Minister and Council of Minister's Office	428353	44835	48314	2595	0	0	524096
305 Ministry of Finance	18569	3760	0	0	0	0	22329
01.6 General public services n.e.c.	6078	3325	0	0	0	0	9402
	12492	436	0	0	0	0	12927
	346235	115203	0	88631	50000	20000	620069

Financial Comptroller General Office
Function/ Priority wise Expenditure (Fiscal Year :2070/71)

(’000)

Function	1 Priority		2 Priority		3 Priority		Total Expenditure
	Recurrent E	Capital/	Recurrent	Capital	Recurrent	Capital	
212 Election Commission	261788	39181	0	0	0	0	300970
214 National Human Rights Commission	68257	4553	0	0	0	0	72810
314 Ministry of Home	8919	14292	0	0	0	0	23212
337 Ministry of Physical Planning, Works and Transport Management	7270	57176	0	0	0	0	64446
349 Ministry of Peace & Reconstruction	0	0	0	88631	0	0	88631
365 Ministry of Federal Affairs and Local Development	0	0	0	0	50000	20000	70000
01.7 Public debt transactions	8672672	25152451	0	0	0	0	33825123
502 MOF Domestic Debt Service	8672672	25152451	0	0	0	0	33825123
01.8 Transfers of a general character between levels of government	534108	150	13979224	0	0	0	14513482
365 Ministry of Federal Affairs and Local Development	534108	150	13979224	0	0	0	14513482
DEFENCE	25752801	1383299	25407	1383299	0	20115	141897570
02.1 Military defence	25752801	5204670	22081	1100	0	0	30980651
307 Ministry of Industry	149991	159999	0	0	0	0	309990
345 Ministry of Defence	25602810	5044670	22081	1100	0	0	30670661
02.2 Civil defence	0	0	0	1324335	0	0	1324335
501 MOF Policy Financing	0	0	0	1324335	0	0	1324335
02.5 Defence n.e.c.	0	0	3326	57864	0	0	61190
347 Ministry of Urban Development	0	0	3326	57864	0	0	61190
PUBLIC ORDER AND SAFETY	39779433	2130	65614	2130	9093	20115	186865924
03.1 Police services	31731712	2260810	0	0	0	0	33992522
314 Ministry of Home	31731712	2260810	0	0	0	0	33992522
03.2 Fire-protection services	5260	300	0	0	0	0	5560
314 Ministry of Home	5260	300	0	0	0	0	5560
03.3 Law courts	2596797	811816	65614	2130	0	0	3476358
204 Courts	2128468	690340	40428	0	0	0	2859237
216 Office of the Attorney General	353501	108481	0	0	0	0	461982
218 Council of Justice	28437	3500	0	0	0	0	31936
311 Ministry of Law, Justice, Constituent Assembly and Parliamentary	86391	9495	17049	2100	0	0	115036
371 Ministry of Labour and Employment	0	0	8137	30	0	0	8167
03.4 Prisons	827866	118609	0	0	0	0	946475

Financial Comptroller General Office
Function/ Priority wise Expenditure (Fiscal Year :2070/71)

(000)

Function	1 Priority		2 Priority		3 Priority		Total Expenditure
	Recurrent E	Capital/	Recurrent	Capital	Recurrent	Capital	
314 Ministry of Home	827866	118609	0	0	0	0	946475
03.6 Public order and safety n.e.c.	4617797	1920550	0	0	9093	0	6547439
301 Prime Minister and Council of Minister's Office	151661	666080	0	0	0	0	817741
314 Ministry of Home	1882259	328153	0	0	9093	0	2219504
349 Ministry of Peace & Reconstruction	2583877	926318	0	0	0	0	3510195
ECONOMIC AFFAIRS	42883179	7376090	7207560	7376090	590061	1267454	297414947
04.1 General economic, commercial and labour affairs	5343785	414353	2813861	20690	0	0	8592690
301 Prime Minister and Council of Minister's Office	15091	6061	0	0	0	0	21153
330 Ministry of Commerce and Supply	651581	33779	70608	230	0	0	756199
352 Ministry of Cooperative and poverty Alleviation	261060	6926	0	0	0	0	267986
365 Ministry of Federal Affairs and Local Development	4081403	322437	2596268	0	0	0	7000107
371 Ministry of Labour and Employment	334650	45149	146985	20460	0	0	547244
04.2 Agriculture, forestry, fishing and hunting	22512542	14025439	2934628	921095	51923	17136	40462765
312 Ministry of Agriculture Development	15477784	1902352	458972	118418	0	0	17957526
329 Ministry of Forestry and Soil Conservation	2945370	1627253	2210553	51638	0	0	6834813
336 Ministry of Land Reforms and Management	2276320	501921	71978	6096	0	0	2856315
352 Ministry of Cooperative and poverty Alleviation	274593	31295	123325	0	0	0	429212
357 Ministry of Irrigation	812367	9390171	69799	744944	51923	17136	11086341
365 Ministry of Federal Affairs and Local Development	726109	72448	0	0	0	0	798557
501 MOF Policy Financing	0	500000	0	0	0	0	500000
04.3 Fuel and energy	3320289	14763736	22926	83128	9448	14997	18214524
307 Ministry of Industry	0	0	8711	550	8993	12952	31206
308 Ministry of Energy	107818	542886	14215	82578	455	2045	749997
331 Ministry of Environment, Science and Technology	3212471	7590	0	0	0	0	3220061
501 MOF Policy Financing	0	14213261	0	0	0	0	14213261
04.4 Mining, manufacturing and construction	61893	1365829	0	0	0	0	1427722
307 Ministry of Industry	61893	4296	0	0	0	0	66189
337 Ministry of Physical Planning, Works and Transport Management	0	1361532	0	0	0	0	1361532
04.5 Transport	7268948	18977135	831227	6318105	7179	1142619	34545213
337 Ministry of Physical Planning, Works and Transport Management	4808094	16521507	228874	6230129	4198	944331	28737132

Financial Comptroller General Office
Function/ Priority wise Expenditure (Fiscal Year :2070/71)

Function	1 Priority		2 Priority		3 Priority		Total Expenditure
	Recurrent	Capital/	Recurrent	Capital	Recurrent	Capital	
	E						
347 Ministry of Urban Development	203502	169225	1032	6652	2980	198288	581679
365 Ministry of Federal Affairs and Local Development	2257353	971403	601322	81324	0	0	3911402
501 MOF Policy Financing	0	1315000	0	0	0	0	1315000
04.6 Communication	2627019	415743	507470	30945	13159	70657	3664994
331 Ministry of Environment, Science and Technology	54858	29999	194253	6742	13159	70657	369668
358 Ministry of Information and Communications	2572161	145744	313217	24203	0	0	3055326
501 MOF Policy Financing	0	240000	0	0	0	0	240000
04.7 Other industries	1702057	990985	97447	2126	17920	1930	2812466
307 Ministry of Industry	1013890	580979	35547	2126	0	0	1632543
312 Ministry of Agriculture Development	39028	15716	0	0	0	0	54745
325 Ministry of Culture, Tourism and Civil Aviation	638152	368861	61900	0	17920	1930	1088762
329 Ministry of Forestry and Soil Conservation	10987	25429	0	0	0	0	36416
04.8 R&D Economic affairs	15318	118012	0	0	490431	0	623761
308 Ministry of Energy	0	0	0	0	490431	0	490431
357 Ministry of Irrigation	15318	118012	0	0	0	0	133330
04.9 Economic affairs n.e.c.	31327	173563	0	0	0	0	204890
305 Ministry of Finance	31327	12806	0	0	0	0	44133
501 MOF Policy Financing	0	160757	0	0	0	0	160757
ENVIRONMENTAL PROTECTION	1468662	62686	46412	62686	6279	1267684	299987085
05.1 Waste management	87139	539353	0	0	0	0	626492
347 Ministry of Urban Development	87139	89353	0	0	0	0	176492
501 MOF Policy Financing	0	450000	0	0	0	0	450000
05.2 Waste water management	17109	16229	1369	31553	0	0	66260
347 Ministry of Urban Development	9751	0	1369	31553	0	0	42673
357 Ministry of Irrigation	7357	16229	0	0	0	0	23587
05.4 Protection of biodiversity and landscape	0	0	26281	1842	0	0	28123
329 Ministry of Forestry and Soil Conservation	0	0	26281	1842	0	0	28123
05.5 R&D Environmental protection	0	120000	0	0	0	0	120000
501 MOF Policy Financing	0	120000	0	0	0	0	120000
05.6 Environmental protection n.e.c.	1364415	312286	18762	29291	6279	230	1731264

('000)

Financial Comptroller General Office
Function/ Priority wise Expenditure (Fiscal Year :2070/71)

('000)

Function	1 Priority		2 Priority		3 Priority		Total Expenditure
	Recurrent E	Capital/	Recurrent	Capital	Recurrent	Capital	
329 Ministry of Forestry and Soil Conservation	2633	1992	0	0	0	0	4625
331 Ministry of Environment, Science and Technology	554507	77658	12809	18723	0	0	663698
347 Ministry of Urban Development	807274	232637	5953	10568	6279	230	1062941
HOUSING AND COMMUNITY AMENITIES	5935774	706110	110664	706110	0	1267684	314261749
06.1 Housing development	1010713	1230416	96081	445528	0	0	2782738
347 Ministry of Urban Development	1010713	653216	96081	445528	0	0	2205538
501 MOF Policy Financing	0	57200	0	0	0	0	57200
06.2 Community development	0	0	0	0	0	0	0
365 Ministry of Federal Affairs and Local Development	0	0	0	0	0	0	0
06.3 Water supply	4644857	5619349	14583	260583	0	0	10539372
347 Ministry of Urban Development	4264127	5247006	14583	34932	0	0	9560648
365 Ministry of Federal Affairs and Local Development	380730	0	0	0	0	0	380730
501 MOF Policy Financing	0	372343	0	225651	0	0	597994
06.6 Housing and community amenities n.e.c.	280204	672350	0	0	0	0	952554
365 Ministry of Federal Affairs and Local Development	280204	672350	0	0	0	0	952554
HEALTH	18514958	337771	4404586	337771	442439	1267684	340780172
07.1 Medical products, appliances and equipment	478018	303959	0	0	0	0	781976
370 Ministry of Health and Population	478018	303959	0	0	0	0	781976
07.2 Out-patient services	1841262	136143	57953	1072	0	0	2036430
330 Ministry of Commerce and Supply	130000	0	0	0	0	0	130000
370 Ministry of Health and Population	1711262	136143	57953	1072	0	0	1906430
07.3 Hospital services	4755763	140732	3800618	257105	38300	0	8992518
314 Ministry of Home	0	0	234441	193292	0	0	427733
345 Ministry of Defence	0	0	456547	33148	0	0	489695
370 Ministry of Health and Population	1956411	140732	3109630	30665	38300	0	5275739
601 MOF Staff Benefits and Retirement Benefits	2799352	0	0	0	0	0	2799352
07.4 Public health services	10072145	2045064	34361	0	0	0	12151570
370 Ministry of Health and Population	10072145	2045064	34361	0	0	0	12151570
07.5 R&D Health	1367770	192772	511653	79594	404139	0	2555928
370 Ministry of Health and Population	1367770	192772	511653	79594	404139	0	2555928

Financial Comptroller General Office
Function/ Priority wise Expenditure (Fiscal Year :2070/71)

(’000)

Function	1 Priority		2 Priority		3 Priority		Total Expenditure
	Recurrent E	Capital/	Recurrent	Capital	Recurrent	Capital	
RECREATION,CULTURE AND RELIGION	2941276	7616	660629	7616	4500	1267684	344692474
08.1 Recreational and sporting services	1182506	2531	0	0	0	0	1185037
343 Ministry of Youth and Sports	1182506	2531	0	0	0	0	1185037
08.2 Cultural services	1653209	171176	555422	7418	4500	0	2391726
325 Ministry of Culture, Tourism and Civil Aviation	1653209	171176	501912	4068	4500	0	2334866
365 Ministry of Federal Affairs and Local Development	0	0	53510	3350	0	0	56860
08.3 Broadcasting and publishing services	105561	124577	105203	198	0	0	335539
358 Ministry of Information and Communications	105561	124577	105203	198	0	0	335539
EDUCATION	67620991	6101	1006776	6101	10500	1267684	422518161
09.1 Pre-primary and primary education	25129471	0	271094	1501	0	0	25402065
350 Ministry of Education	25129471	0	271094	1501	0	0	25402065
09.2 Secondary education	12967920	0	0	0	0	0	12967920
350 Ministry of Education	12967920	0	0	0	0	0	12967920
09.5 Education not definable by level	19254547	102777	2434578	0	0	0	21791903
350 Ministry of Education	19254547	102777	2434578	0	0	0	21791903
09.6 Subsidiary services to education	9388657	14206	7362105	4600	10500	0	16780067
350 Ministry of Education	9388657	14206	7362105	4600	10500	0	16780067
09.8 Education n.e.c.	880396	3336	0	0	0	0	883732
350 Ministry of Education	880396	3336	0	0	0	0	883732
SOCIAL PROTECTION	11963262	98144	130195	98144	204197	1267684	435052285
10.4 Family and children	273046	25613	65034	0	0	0	363693
365 Ministry of Federal Affairs and Local Development	157477	25613	0	0	0	0	183091
370 Ministry of Health and Population	115569	0	65034	0	0	0	180603
10.7 Social exclusion n.e.c.	1060061	9573	34527	1779	0	0	10645940
301 Prime Minister and Council of Minister's Office	17107	9573	0	0	0	0	26680
365 Ministry of Federal Affairs and Local Development	10582954	0	34527	1779	0	0	10619260
10.8 R&D Social protection	65049	19283	0	0	0	0	84332
371 Ministry of Labour and Employment	65049	19283	0	0	0	0	84332
10.9 Social protection n.e.c.	1025106	83856	30634	96365	204197	0	1440158
340 Ministry of Women, Children & Social Welfare	1025106	83856	30634	96365	204197	0	1343793

Financial Comptroller General Office
Function/ Priority wise Expenditure (Fiscal Year :2070/71)

('000)

Function	1 Priority		2 Priority		3 Priority		Total Expenditure
	Recurrent E	Capital/	Recurrent	Capital	Recurrent	Capital	
349 Ministry of Peace & Reconstruction	0	0	0	96365	0	0	96365
Total Expenditure	263152726	116686428	37990396	13566427	2388624	1267684	435052285
Priority Total :	379839154.53915		51556622.58512		3656307.63028		

**Financial Comptroller General Office
Function wise Strategic Actual Expenditure, Fiscal Year 2070/71**

Annex - 8 A
(Rs in thousand)

Function	01-Employment Centric, Poverty Alleviation Oriented, Sustainable & Broad-based Capital & Financing		02-Federal Structure Supportive Physical Infrastructure		03- Inclusive and Equitable Development		04-Economic Social Transformation		05- Good Governance and Effective Service Delivery		06- Mainstreaming for Industry, Trade and Service Sector		07- General Administration		Total
	Recurrent	Capital & Financing	Recurrent	Capital & Financing	Recurrent	Capital & Financing	Recurrent	Capital & Financing	Recurrent	Capital & Financing	Recurrent	Capital & Financing	Recurrent	Capital & Financing	
01 GENERAL PUBLIC SERVICES	72,63,45	31,68	14,06,34,60	3,45,64,37	70,12,49	1,50	55,30,16	40,10,72	13,23,08	0	0	0	46,50,01,24	42,58,50,05	10,95,21,38,36,97
01.1 Executive and legislative organs, finan	63,22,88	0	31,19	3,45,02,77	0	0	22,39,64	21,28,53	13,23,08	0	0	0	36,21,23,74	17,63,75,56	5,85,54,44,15,99
101 President	0	0	0	0	0	0	0	0	0	0	0	0	7,54,93	15,17,90	2,30,28,22,77
102 Deputy President	0	0	0	0	0	0	0	0	0	0	0	0	2,54,85	25,40	29,02,44,65
202 Constituent Assembly / Legislature -	0	0	0	0	0	0	0	0	0	0	0	0	59,52,88	3,15,50	6,29,83,72,37
206 Commission for Investigation of Abus	0	0	0	0	0	0	4,20,48	13,19,28	0	0	0	0	26,65,91	0	4,40,67,74,88
208 Office of the Auditor General	0	0	0	0	0	0	4,44,16	2,58,92	0	0	0	0	24,08,86	0	3,11,23,39,97
301 Prime Minister and Council of Ministe	0	0	0	0	0	0	0	0	0	0	0	0	2,60,07,95	3,01,10	26,30,90,41,54
305 Ministry of Finance	63,22,88	0	0	0	0	0	8,29,94	5,50,33	13,23,08	0	0	0	3,14,71,84	53,25,01	45,82,29,91,12
326 Ministry of Foreign Affairs	0	0	0	0	0	0	0	0	0	0	0	0	2,11,10,01	16,73,52	22,78,35,35,31
347 Ministry of Urban Development	0	0	0	0	0	0	0	0	0	0	0	0	12,62,01	19,22	1,30,13,27,22
352 Ministry of Cooperative and poverty A	0	0	0	0	0	0	0	0	0	0	0	0	5,52,07	90,52	64,25,92,19
356 Ministry of General Administration	0	0	0	0	0	0	0	0	0	0	0	0	2,54,17	0	29,41,68,41
365 Ministry of Federal Affairs and Local D	0	0	0	0	0	0	5,37,15	0	0	0	0	0	10,26,30	42,99	1,60,64,41,74
501 MOF Policy Financing	0	0	0	3,45,01,77	0	0	0	0	0	0	0	0	0	0	34,50,17,66,61
503 MOF External Debt Service (Multilater	0	0	0	0	0	0	0	0	0	0	0	0	2,89,66,87	13,57,03,62	1,84,67,04,87,70
504 MOF External Debt Service (Bilateral	0	0	0	0	0	0	0	0	0	0	0	0	46,85,09	3,15,42,75	36,22,76,40,84
601 MOF Staff Benefits and Retirement Be	0	0	0	0	0	0	0	0	0	0	0	0	22,08,31,73	0	2,20,83,17,25,32
602 MOF Miscellaneous	9,40,57	31,68	31,19	1,00	0	0	8,00	0	0	0	0	0	1,37,66,30	3,15,06	14,14,15,44,36
01.3 General services	0	0	8,11,17	61,60	16,71,41	0	25,50,08	3,66,46	0	0	0	0	1,28,33,17	6,93,34	19,95,94,86,52
210 Public Service Commission	0	0	0	0	0	0	0	0	0	0	0	0	37,79,17	0	4,16,44,29,39
325 Ministry of Culture, Tourism and Civil	0	0	8,11,17	61,60	0	0	0	2,66,15	0	0	0	0	0	0	87,27,75,27
326 Ministry of Foreign Affairs	0	0	0	0	0	0	0	0	0	0	0	0	32,66,26	99,37	3,36,56,35,61
347 Ministry of Urban Development	0	0	0	0	0	0	0	0	0	0	0	0	0	0	1,17,54,25,79
356 Ministry of General Administration	0	0	0	0	0	0	0	47,57	0	0	0	0	32,60,76	2,04,08	5,13,62,55,91
391 National Planning Commission Secre	9,40,57	3,168	0	0	16,71,41	0	0	0	0	0	0	0	25,26,98	3,89,88	5,24,09,64,55

Financial Comptroller General Office
Function wise Strategic Actual Expenditure, Fiscal Year 2070/71

Function	01-Employment Centric, Poverty Alleviation Oriented, Sustainable & Inclusive Growth		02- Federal Structure Supportive Physical Infrastructure		03- Inclusive and Equitable Development		04- Economic Social Transformation		05- Good Governance and Effective Service Delivery		06- Mainstreaming for Industry, Trade and Service Sector		07- General Administration		Total
	Recurrent	Capital & Financing	Recurrent	Capital & Financing	Recurrent	Capital & Financing	Recurrent	Capital & Financing	Recurrent	Capital & Financing	Recurrent	Capital & Financing	Recurrent	Capital & Financing	
01.5 R&D General public services	0	0	0	0	0	0	1,85,69	57,60	0	0	0	0	0	0	22,32,94,72
301 Prime Minister and Council of Ministers	0	0	0	0	0	0	60,76	33,25	0	0	0	0	0	0	9,40,22,95
305 Ministry of Finance	0	0	0	0	0	0	1,24,92	4,36	0	0	0	0	0	0	12,82,71,77
01.6 General public services n.e.c.	0	0	0	0	0	0	5,54,75	14,76,12	0	0	0	0	0	0	6,20,06,93,70
212 Election Commission	0	0	0	0	0	0	54,75	3,91,81	0	0	0	0	0	0	3,00,97,04,33
01.7 National Human Rights Commission	0	0	0	0	0	0	0	0	0	0	0	0	0	0	72,61,01,22
314 Ministry of Home	0	0	0	0	0	0	0	0	0	0	0	0	0	0	23,21,16,08
01.8 Transfers of a general character betw	0	0	0	0	0	0	0	0	0	0	0	0	0	0	64,44,58,99
349 Ministry of Peace & Reconstruction	0	0	0	0	0	0	0	0	0	0	0	0	0	0	86,63,13,08
365 Ministry of Federal Affairs and Local D	0	0	0	0	0	0	5,90,00	2,00,00	0	0	0	0	0	0	70,00,00,00
01.7 Public debt transactions	0	0	0	0	0	0	0	0	0	0	0	0	0	0	3,38,25,12,30,90
502 MOF Domestic Debt Service	0	0	0	0	0	0	0	0	0	0	0	0	0	0	3,38,25,12,30,90
01.8 Transfers of a general character betw	0	0	0	0	0	0	0	0	0	0	0	0	0	0	1,45,13,48,15,04
365 Ministry of Federal Affairs and Local D	0	0	0	0	0	0	1,50	0	0	0	0	0	0	0	1,45,13,48,15,04
02 DEFENCE	0	0	0	0	0	0	0	0	0	0	0	0	0	0	3,23,86,17,61,59
02.1 Military defence	0	0	0	0	0	0	0	0	0	0	0	0	0	0	3,23,86,17,61,59
307 Ministry of Industry	0	0	0	0	0	0	0	0	0	0	0	0	0	0	3,09,80,03,62
345 Ministry of Defence	0	0	0	0	0	0	0	0	0	0	0	0	0	0	3,06,70,06,10,86
02.2 Civil defence	0	0	0	0	0	0	0	0	0	0	0	0	0	0	13,24,33,50,66
501 MOF Policy Financing	0	0	0	0	0	0	0	0	0	0	0	0	0	0	13,24,33,50,66
02.5 Defence n.e.c.	0	0	0	0	0	0	0	0	0	0	0	0	0	0	61,18,86,05
347 Ministry of Urban Development	0	0	0	0	0	0	0	0	0	0	0	0	0	0	61,18,86,05
03 PUBLIC ORDER AND SAFETY	0	0	0	0	0	0	2,25,24,80	1,43,16,65	44,89,93	7,13,48	0	0	0	0	4,49,88,35,41,28
314 Ministry of Home	0	0	0	0	0	0	1,18,93	81,20	0	0	0	0	0	0	3,39,92,52,24,20
03.1 Police services	0	0	0	0	0	0	1,18,93	81,20	0	0	0	0	0	0	3,39,92,52,24,20
314 Ministry of Home	0	0	0	0	0	0	1,18,93	81,20	0	0	0	0	0	0	3,39,92,52,24,20
03.2 Fire-protection services	0	0	0	0	0	0	0	0	0	0	0	0	0	0	5,55,96,61

Financial Comptroller General Office
Function wise Strategic Actual Expenditure, Fiscal Year 2070/71

Function	01-Employment Oriented, Sustainable & Inclusive Growth		02- Federal Structure Supportive Physical Infrastructure		03- Inclusive and Equitable Development		04- Economic Social Transformation		05- Good Governance and Effective Service Delivery		06- Mainstreaming for Industry, Trade and Service Sector		07- General Administration		Total	
	Recurrent	Capital & Financing	Recurrent	Capital & Financing	Recurrent	Capital & Financing	Recurrent	Capital & Financing	Recurrent	Capital & Financing	Recurrent	Capital & Financing	Recurrent	Capital & Financing		
314 Ministry of Home	0	0	0	0	0	0	0	0	0	0	0	0	0	52.80	3.00	55,86.61
03.3 Law courts	0	0	0	0	0	0	38,07.29	79,40.35	0	0	0	0	0	2,28,16.83	1,98.11	34,76,35,76.43
204 Courts	0	0	0	0	0	0	36,56.10	68,55.54	0	0	0	0	0	1,80,30.86	47.86	28,69,23,69.88
216 Office of the Attorney General	0	0	0	0	0	0	1,45.18	10,84.61	0	0	0	0	0	33,85.63	0	4,61,98,16.04
218 Council of Justice	0	0	0	0	0	0	0	0	0	0	0	0	0	2,84.37	35.00	31,53,64.78
311 Ministry of Law, Justice, Constituent	0	0	0	0	0	0	0	0	0	0	0	0	0	10,34.40	1,15.95	1,15,03,59.38
371 Ministry of Labour and Employment	0	0	0	0	0	0	0	0	0	0	0	0	0	81.37	30	8,16,67.25
03.4 Prisons	0	0	0	0	0	0	0	0	0	0	0	0	0	82,78.66	11,86.09	9,46,47,55.17
314 Ministry of Home	0	0	0	0	0	0	0	0	0	0	0	0	0	82,78.66	11,86.09	9,46,47,55.17
03.6 Public order and safety n.e.c.	0	0	23,86.23	84,83.85	0	0	1,85,98.59	62,85.10	44,89.93	7,31.48	0	0	0	2,07,94.15	37,85.07	65,47,43,81.88
301 Prime Minister and Council of Ministe	0	0	0	0	0	0	2,61.67	62,77.61	0	0	0	0	0	12,54.93	3,83.19	8,17,74,06.31
314 Ministry of Home	0	0	0	0	0	0	0	0	0	0	0	0	0	1,89,13.51	32,81.53	22,19,50,40.07
349 Ministry of Peace & Reconstruction	0	0	23,86.23	84,83.85	0	0	1,83,36.91	7,49	44,89.93	7,31.48	0	0	0	6,25.70	40.35	35,10,19,46.50
04 ECONOMIC AFFAIRS	17,21,67.40	5,68,88.28	12,27,40.14	48,58,24.53	27,42.15	96,42.78	93,61.15	1,71,67.24	2,23,68.75	1,68,40.62	5,12,49.02	2,57.11	12,61,70.38	1,20,61.70	11,05,49,02,32.66	
04.1 General economic, commercial and la	3,27,30.38	5,55.77	3,68,26.01	20,82.38	9,35.00	3,06.12	2,20.82	2,30	31,97.43	8,43.84	0	0	0	76,66.84	5,60.02	85,92,88,96.21
301 Prime Minister and Council of Ministe	0	0	0	0	0	0	0	0	0	0	0	0	0	1,59.91	60.61	21,15,29.08
330 Ministry of Commerce and Supply	11,32.19	22,788	0	0	0	0	2,20.82	2,30	0	0	0	0	0	58,68.88	1,09.92	7,85,19,67.79
352 Ministry of Cooperative and poverty A	26,10.60	6,926	0	0	0	0	0	0	0	0	0	0	0	0	0	2,67,98,62.19
365 Ministry of Federal Affairs and Local D	2,59,62.68	0	3,68,26.01	20,82.38	9,35.00	3,06.12	0	0	30,53.03	8,35.86	0	0	0	0	0	70,00,10,73.10
371 Ministry of Labour and Employment	30,24.91	25,863	0	0	0	0	0	1,44.40	7,89	0	0	0	0	16,47.04	3,89.48	5,47,24,44.06
04.2 Agriculture, forestry, fishing and hunt	13,65,54.00	2,58,67.44	1,03,14.43	10,00,14.27	18,07.15	7,29.10	40,37.09	66,89.34	1,38,66.18	1,41,65.77	1,90,37.19	1,75.71	6,82,74.88	15,15.08	4,04,62,76,49.08	
312 Ministry of Agriculture Development	12,85,18.21	1,563,451	2,40.00	0	18,07.15	7,29.10	0	73,99.19	33,03.86	1,78,20.64	1,25.93	35,85.37	4,14.50	1,79,57,52,61.94		
329 Ministry of Forestry and Soil Conserv	47,92.78	500,304	0	0	0	0	2,67.40	3,66	35,43.91	1,08,59.16	12,16.66	49.78	4,17,38.58	8,74.27	68,34,61,34.98	
336 Ministry of Land Reforms and Manag	21,34.70	1,695	0	0	0	0	29,54.07	44,57.94	29,26.08	3,95	0	0	1,54,68.13	6,01.33	28,56,31,48.23	
352 Ministry of Cooperative and poverty A	12,08.31	31,295	0	0	0	0	0	0	0	0	0	0	27,70.87	0	4,29,41,22.60	
357 Ministry of Irrigation	0	0	28,13.34	9,92,89.79	0	0	8,15.63	22,07.75	0	0	0	0	0	57,11.93	24.96	1,10,86,34,09.67

Financial Comptroller General Office
Function wise Strategic Actual Expenditure, Fiscal Year 2070/71

Function	01-Employment Oriented, Sustainable & Inclusive Growth		02- Federal Structure Supportive Physical Infrastructure		03- Inclusive and Equitable Development		04- Economic Social Transformation		05- Good Governance and Effective Service Delivery		06- Mainstreaming for Industry, Trade and Service Sector		07- General Administration		Total
	Recurrent	Capital & Financing	Recurrent	Capital & Financing	Recurrent	Capital & Financing	Recurrent	Capital & Financing	Recurrent	Capital & Financing	Recurrent	Capital & Financing	Recurrent	Capital & Financing	
365 Ministry of Federal Affairs and Local D	0	0	72,61.09	7,24.48	0	0	0	0	0	0	0	0	0	0	7,98,85,70.66
501 MOF Policy Financing	0	500,000	0	0	0	0	0	0	0	0	0	0	0	0	5,00,00,00.00
04.3 Fuel and energy	2,91,55	2,98,11.21	1,46.29	11,11,84.66	0	70,00.00	1,98.93	1,77.43	0	3,22,11.82	81.39	6,79.04	3,63.92	0	1,82,14,52,40.01
307 Ministry of Industry	89.93	12,962	0	0	0	0	0	0	0	87.11	5.50	0	0	0	31,20,56.69
308 Ministry of Energy	2,01.62	488,169	1,45.29	10,52.05	0	0	1,98.93	1,77.43	0	0	0	6,79.04	3,63.92	0	7,49,99,66.70
331 Ministry of Environment, Science and	0	0	0	0	0	0	0	0	0	0	3,21,24.71	76.90	0	0	32,20,86,07.53
501 MOF Policy Financing	0	2,500,000	0	11,01,32.61	0	70,00.00	0	0	0	0	0	0	0	0	1,42,13,26,09.08
04.4 Mining, manufacturing and construct	0	0	0	1,36,15.32	0	0	0	0	0	0	0	6,18.93	42.96	0	14,27,72,15.72
307 Ministry of Industry	0	0	0	0	0	0	0	0	0	0	0	6,18.93	42.96	0	66,18,94.33
337 Ministry of Physical Planning, Works	0	0	0	1,36,15.32	0	0	0	0	0	0	0	0	0	0	13,81,52,21.39
04.5 Transport	7,36.68	0	6,96,63.33	24,67,26.98	0	0	0	0	1,03,18.17	4,53.17	7,06.66	0	1,02,20.37	66,24.77	3,45,45,21,34.25
337 Ministry of Physical Planning, Works	0	0	4,21,14.87	22,46,07.37	0	0	0	1,03,18.17	4,53.17	7,06.66	0	0	0	0	2,87,37,32,1.92
347 Ministry of Urban Development	0	0	40.12	20,49.40	0	0	0	0	0	0	0	0	0	0	5,81,67,91.53
365 Ministry of Federal Affairs and Local D	7,36.68	0	2,75,08.34	69,22.21	0	0	0	0	0	0	0	3,41.72	36,06.07	0	39,11,40,20,80
501 MOF Policy Financing	0	0	0	1,31,50.00	0	0	0	0	0	0	0	0	0	0	13,15,00,00.00
04.6 Communication	0	0	37,31.00	32,83.99	0	0	0	0	0	0	0	2,77,45.46	18,79.46	0	36,64,89,35.45
331 Ministry of Environment, Science and	0	0	21,64.65	8,52.74	0	0	0	0	0	0	0	4,58.05	2,21.24	0	3,69,66,76.43
358 Ministry of Information and Communi	0	0	15,06.35	41.25	0	0	0	0	0	0	0	2,72,87.43	16,56.22	0	30,55,32,60.02
501 MOF Policy Financing	0	0	0	24,00.00	0	0	0	0	0	0	0	0	0	0	2,40,00,00.00
04.7 Other industries	17,54.79	5,53.83	19,06.90	77,24.80	0	0	0	0	48,51.97	11,24.35	0	96,60.57	5,47.43	0	28,12,46,55.91
307 Ministry of Industry	4,55.43	12,399	80.77	42,25.01	0	0	0	0	48,51.97	11,24.35	0	50,85.19	3,58.62	0	16,32,54,26.09
325 Ministry of Agriculture Development	3,90.28	15,716	0	0	0	0	0	0	0	0	0	0	0	0	54,74,47.41
325 Ministry of Culture, Tourism and Civil	7,98.20	1,930	18,16.14	34,99.80	0	0	0	0	0	0	0	45,65.38	1,88.81	0	10,88,76,20.28
329 Ministry of Forestry and Soil Conserv	1,09.87	25,429	0	0	0	0	0	0	0	0	0	0	0	0	36,41,62.03
04.8 R&D Economic affairs	0	0	1,53.18	11,80.12	0	0	49,04.31	0	0	0	0	0	0	0	6,23,76,09.37
308 Ministry of Energy	0	0	0	0	0	0	49,04.31	0	0	0	0	0	0	0	4,90,43,09.95

Financial Comptroller General Office
Function wise Strategic Actual Expenditure, Fiscal Year 2070/71

Function	01-Employment Centric, Poverty Alleviation Oriented, Sustainable & Broad-based Capital & Financing		02- Federal Structure Supportive Physical Infrastructure		03- Inclusive and Equitable Development		04- Economic Social Transformation		05- Good Governance and Effective Service Delivery		06- Mainstreaming for Industry, Trade and Service Sector		07- General Administration		Total
	Recurrent	Capital & Financing	Recurrent	Capital & Financing	Recurrent	Capital & Financing	Recurrent	Capital & Financing	Recurrent	Capital & Financing	Recurrent	Capital & Financing	Recurrent	Capital & Financing	
357 Ministry of Irrigation	0	1,53.18	11,80.12	0	0	0	0	0	0	0	0	0	0	0	1,33,32,99.42
04.9 Economic affairs n.e.c.	0	0	0	0	16,07.57	0	0	0	0	0	0	0	3,13.27	1,29.06	2,04,68,97.77
305 Ministry of Finance	0	0	0	0	0	0	0	0	0	0	0	0	3,13.27	1,29.06	44,13,27.77
501 MOF Policy Financing	0	0	0	0	16,07.57	0	0	0	0	0	0	0	0	0	1,80,75,70.00
05 ENVIRONMENTAL PROTECTION	0	1,00.63	1,62.94	9,07.81	93,461.44	4,01.63	1,99.69	0	44,21.25	6,05.25	12,02.21	2,39.52	0	0	25,72,13,77.35
05.1 Waste management	0	0	0	8,71.39	53,93.53	0	0	0	0	0	0	0	0	0	6,26,49,16.47
347 Ministry of Urban Development	0	0	0	8,71.39	9,95.53	0	0	0	0	0	0	0	0	0	1,76,49,16.47
501 MOF Policy Financing	0	0	0	0	45,00.00	0	0	0	0	0	0	0	0	0	4,80,00,00.00
05.2 Waste water management	0	0	0	1,11.20	3,15.53	0	0	0	0	0	0	0	0	0	66,55,95.72
347 Ministry of Urban Development	0	0	0	1,11.20	3,15.53	0	0	0	0	0	0	0	0	0	42,67,26.15
357 Ministry of Irrigation	0	73.57	1,62.29	0	0	0	0	0	0	0	0	0	0	0	23,58,67.58
05.4 Protection of biodiversity and land	0	73.57	1,62.29	0	0	0	0	0	0	0	0	0	0	0	28,12,30.04
329 Ministry of Forestry and Soil Conserv	0	0	0	0	2,62.81	18.42	0	0	0	0	0	0	0	0	28,12,30.04
05.5 R&D Environmental protection	0	0	0	0	0	0	0	0	0	0	0	0	0	0	1,20,00,00.00
501 MOF Policy Financing	0	0	0	0	12,00.00	0	0	0	0	0	0	0	0	0	1,20,00,00.00
05.6 Environmental protection n.e.c.	0	0	0	0	12,00.00	0	0	0	0	0	0	0	0	0	1,20,00,00.00
329 Ministry of Forestry and Soil Conserv	0	27.05	65	81,05.22	24,31.39	1,38.83	1,41.26	0	44,21.25	6,05.25	12,02.21	2,39.52	0	0	17,31,26,35.12
331 Ministry of Environment, Science and	0	0	0	0	0	0	0	0	0	0	0	0	0	0	4,62,55.18
347 Ministry of Urban Development	0	27.05	65	81,05.22	24,31.39	62.79	2,30	1,38.86	0	26.33	19.82	0	0	0	6,03,60,76.51
06 HOUSING AND COMMUNITY AMENITE	28,21.05	0	0	0	0	76.04	1,38.86	2,30	0	43,94.02	5,85.33	12,02.21	2,39.52	0	10,82,40,06.43
06.1 Housing development	0	39,19.59	2,31,57.90	4,49,82.87	5,62,06.67	1,26.57	11,99	0	0	5.95	3,14.60	85,56.36	5,91.09	0	1,42,74,46,38.59
347 Ministry of Urban Development	0	11,04.23	1,64,11.08	17,64.92	3,47.76	0	0	0	0	0	0	0	0	0	27,92,73,81.33
501 MOF Policy Financing	0	11,04.23	1,06,39.68	17,64.92	3,47.76	0	0	0	0	0	0	0	0	0	22,05,53,81.33
06.2 Community development	0	0	0	0	0	0	0	0	0	0	0	0	0	0	5,77,40,00.00
365 Ministry of Federal Affairs and Local D	0	0	0	0	0	0	0	0	0	0	0	0	0	0	0
06.3 Water supply	28,21.05	0	13.32	22.73	4,32,27.95	5,78,58.91	1,26.57	11,99	0	5.95	3,14.60	3,96.98	5,91.09	0	1,05,39,37,19.20

Financial Comptroller General Office
Function wise Strategic Actual Expenditure, Fiscal Year 2070/71

Function	01-Employment Centric, Poverty Alleviation Oriented, Sustainable & Broad-based Capital & Financing		02- Federal Structure Supportive Physical Infrastructure		03- Inclusive and Equitable Development		04- Economic Social Transformation		05- Good Governance and Effective Service Delivery		06- Mainstreaming for Industry, Trade and Service Sector		07- General Administration		Total	
	Recurrent	Capital & Financing	Recurrent	Capital & Financing	Recurrent	Capital & Financing	Recurrent	Capital & Financing	Recurrent	Capital & Financing	Recurrent	Capital & Financing	Recurrent	Capital & Financing		
347 Ministry of Urban Development	0	0	13.32	22.73	4,22,41.69	5,18,79.97	1,26.57	11.99	0	0	0	5.95	3,14.60	3,99.58	5,81.09	95,60,64,77.83
365 Ministry of Federal Affairs and Local D	28,21,05	0	0	0	9,86.26	0	0	0	0	0	0	0	0	0	0	3,80,73,01.37
501 MOF Policy Financing	0	0	0	0	0	59,79.94	0	0	0	0	0	0	0	0	0	5,97,89,40.00
06.6 Housing and community amenities n.	0	0	26,02.04	67,23.50	0	0	0	0	0	0	0	0	0	0	0	9,52,55,38.06
365 Ministry of Federal Affairs and Local D	0	0	26,02.04	67,23.50	0	0	0	0	0	0	0	0	0	0	0	9,52,55,38.06
07 HEALTH	0	0	0	0	12,29,84.90	2,90,99.06	0	14,42.00	0	0	0	0	10,91,92.93	24,65.35	2,65,18,42,33.87	2,65,18,42,33.87
07.1 Medical products, appliances and equ	0	0	0	0	43,82.21	29,33.41	0	0	0	0	0	0	4,17.97	1,06.17	7,81,97,64.99	7,81,97,64.99
370 Ministry of Health and Population	0	0	0	0	43,82.21	29,33.41	0	0	0	0	0	0	4,17.97	1,06.17	7,81,97,64.99	7,81,97,64.99
07.2 Out-patient services	0	0	0	0	1,89,82.15	13,72.15	0	0	0	0	0	0	0	0	0	20,36,43,04.22
330 Ministry of Commerce and Supply	0	0	0	0	19,00.00	0	0	0	0	0	0	0	0	0	0	1,30,00,00.00
370 Ministry of Health and Population	0	0	0	0	1,76,92.15	13,72.15	0	0	0	0	0	0	0	0	0	19,06,43,04.22
07.3 Hospital services	0	0	0	0	3,21,63.20	16,38.19	0	0	0	0	0	0	0	5,37,89.61	23,40.18	86,02,51,83.38
314 Ministry of Home	0	0	0	0	0	0	0	0	0	0	0	0	0	23,44.41	19,26.82	4,27,73,31.59
345 Ministry of Defence	0	0	0	0	0	0	0	0	0	0	0	0	0	45,65.47	3,31.48	4,89,69,47.40
370 Ministry of Health and Population	0	0	0	0	3,21,63.20	16,38.19	0	0	0	0	0	0	0	1,88,90.21	75.78	52,79,73,96.84
601 MOF Staff Benefits and Retirement Be	0	0	0	0	3,21,63.20	16,38.19	0	0	0	0	0	0	0	2,79,89.52	0	27,99,35,17.46
07.4 Public health services	0	0	0	0	4,60,83.71	2,04,31.64	0	0	0	0	0	0	5,49,81.35	19,00	1,21,51,56,89.70	1,21,51,56,89.70
370 Ministry of Health and Population	0	0	0	0	4,60,83.71	2,04,31.64	0	0	0	0	0	0	5,49,81.35	19,00	1,21,51,56,89.70	1,21,51,56,89.70
07.5 R&D Health	0	0	0	0	2,13,93.62	27,23.66	0	14,42.00	0	0	0	0	0	0	0	25,55,82,82.57
370 Ministry of Health and Population	0	0	0	0	2,13,93.62	27,23.66	0	14,42.00	0	0	0	0	0	0	0	25,55,82,82.57
08 RECREATION,CULTURE AND RELIGIO	0	0	1,05.15	11,16.99	1,96,14.49	13,58.82	0	25,07.48	33.50	0	0	0	1,37,56.90	5,89.70	36,12,30,17.78	36,12,30,17.78
08.1 Recreational and sporting services	0	0	0	0	0	0	0	0	0	0	0	0	0	97,52.68	25.31	11,85,03,67.26
343 Ministry of Youth and Sports	0	0	0	0	0	0	0	0	20,72.38	0	0	0	0	97,52.68	25.31	11,85,03,67.26
08.2 Cultural services	0	0	0	0	1,96,14.49	13,58.82	0	5,35.10	33.50	0	0	0	19,61.72	3,89.62	23,91,72,57.59	23,91,72,57.59
325 Ministry of Culture, Tourism and Civil	0	0	0	0	1,96,14.49	13,58.82	0	5,35.10	33.50	0	0	0	19,61.72	3,89.62	23,91,72,57.59	23,91,72,57.59
365 Ministry of Federal Affairs and Local D	0	0	0	0	0	0	0	5,35.10	33.50	0	0	0	0	0	0	95,85,97.95

Financial Comptroller General Office
Function wise Strategic Actual Expenditure, Fiscal Year 2070/71

Function	01- Employment Centric, Broad Based & Oriented, Sustainable & Recurrent		02- Federal Structure and Physical Infrastructure		03- Inclusive and Equitable Development		04- Economic Social Transformation		05- Good Governance and Effective Service Delivery		06- Mainstreaming for Industry, Sector		07- General Administration		Total
	Recurrent	Capital & Financing	Recurrent	Capital & Financing	Recurrent	Capital & Financing	Recurrent	Capital & Financing	Recurrent	Capital & Financing	Recurrent	Capital & Financing	Recurrent	Capital & Financing	
08.3 Broadcasting and publishing service	0	0	1,05,15	11,16,89	0	0	0	0	0	0	0	0	20,02,49	1,30,77	3,35,53,93,13
358 Ministry of Information and Communi	0	0	1,05,15	11,16,89	0	0	0	0	0	0	0	0	20,02,49	1,30,77	3,35,53,93,13
09 EDUCATION	13,59,11	0	0	24,86,1,31	10,84,47	0	0	0	0	0	0	0	52,69,92,25	1,79,73	7,78,25,88,72,23
09.1 Pre-primary and primary education	0	0	0	27,10,94	15,01	0	0	0	0	0	0	0	25,12,94,71	0	2,54,02,68,48,24
350 Ministry of Education	0	0	0	27,10,94	15,01	0	0	0	0	0	0	0	25,12,94,71	0	2,54,02,68,48,24
09.2 Secondary education	0	0	0	0	0	0	0	0	0	0	0	0	12,86,73,20	0	1,29,67,92,03,29
350 Ministry of Education	0	0	0	0	0	0	0	0	0	0	0	0	12,86,73,20	0	1,29,67,92,03,29
09.5 Education not definable by level	13,59,11	0	0	21,95,32,15	10,27,77	0	0	0	0	0	0	0	0	0	2,17,91,90,29,44
350 Ministry of Education	13,59,11	0	0	21,95,32,15	10,27,77	0	0	0	0	0	0	0	0	0	2,17,91,90,29,44
09.6 Subsidiary services to education	0	0	0	2,15,84,27	8,34	0	0	0	0	0	0	0	14,60,18,34	1,79,73	1,67,80,66,72,43
350 Ministry of Education	0	0	0	2,15,84,27	8,34	0	0	0	0	0	0	0	14,60,18,34	1,79,73	1,67,80,66,72,43
09.8 Education n.e.c.	0	0	0	88,03,96	33,36	0	0	0	0	0	0	0	0	0	8,83,73,19,83
350 Ministry of Education	0	0	0	88,03,96	33,36	0	0	0	0	0	0	0	0	0	8,83,73,19,83
10 SOCIAL PROTECTION	0	0	0	15,74,77	2,56,13	0	0	0	0	1,41,91,95	18,04,65	0	10,72,09,94	3,05,91	1,25,34,12,35,52
10.4 Family and children	0	0	0	15,74,77	2,56,13	0	0	0	0	0	0	0	10,72,09,94	3,05,91	1,25,34,12,35,52
365 Ministry of Federal Affairs and Local D	0	0	0	15,74,77	2,56,13	0	0	0	0	0	0	0	10,72,09,94	3,05,91	1,25,34,12,35,52
370 Ministry of Health and Population	0	0	0	0	0	0	0	0	0	0	0	0	18,04,65	0	3,63,69,33,65
10.7 Social exclusion n.e.c.	0	0	0	0	0	0	0	0	20,72,11	95,73	0	0	16,06,05	0	1,80,02,27,58
301 Prime Minister and Council of Ministe	0	0	0	0	0	0	0	0	17,1,07	95,73	0	0	16,06,05	0	1,80,02,27,58
365 Ministry of Federal Affairs and Local D	0	0	0	0	0	0	0	0	19,01,04	95,73	0	0	16,06,05	0	1,80,02,27,58
10.8 R&D Social protection	0	0	0	0	0	0	0	0	6,50,49	1,92,83	0	0	0	0	1,06,19,26,04,08
371 Ministry of Labour and Employment	0	0	0	0	0	0	0	0	6,50,49	1,92,83	0	0	0	0	1,06,19,26,04,08
10.9 Social protection n.e.c.	0	0	0	0	0	0	0	0	1,14,69,33	15,16,09	0	0	11,30,05	2,86,11	14,40,15,76,19
340 Ministry of Women, Children & Socia	0	0	0	0	0	0	0	0	1,14,69,33	15,16,09	0	0	11,30,05	2,86,11	14,40,15,76,19
349 Ministry of Peace & Reconstruction	0	0	0	0	0	0	0	0	1,14,69,33	15,16,09	0	0	11,30,05	2,86,11	14,40,15,76,19
Grand Total	18,36,11,01	5,69,19,94	26,99,19,60	56,71,32,27	45,66,50,80	10,69,89,88	3,79,44,31	3,56,66,29	4,64,23,17	1,94,10,25	5,56,76,21	11,76,86	1,86,50,62,36	52,59,09,50	49,50,62,28,47,55

Financial Comptroller General Office
Function wise Strategic Actual Expenditure, Fiscal Year 2070/71

Function	01-Employment Centric, Poverty Alleviation Oriented, Sustainable & Inclusive Growth		02- Federal Structure Supportive Physical Infrastructure		03- Inclusive and Equitable Development		04- Economic Social Transformation		05- Good Governance and Effective Service Delivery		06- Mainstreaming for Industry, Trade and Service Sector		07- General Administration		Total
	Recurrent	Capital & Financing	Recurrent	Capital & Financing	Recurrent	Capital & Financing	Recurrent	Capital & Financing	Recurrent	Capital & Financing	Recurrent	Capital & Financing	Recurrent	Capital & Financing	
Strategy Total	24,05,30.94		83,70,82.77		56,56,40.88		7,36,10.60		6,58,33.42		5,66,53.17		2,51,10,07.86		

Function-wise Gender Responsive Budget, Fiscal Year 2013/14

(with Finance)

Annex 13
(‘000’)

Description	Directly Supportive		Indirectly Supportive		Neutral		Total
	Recurrent	Capital and Financing	Recurrent	Capital and Financing	Recurrent	Capital and Financing	
01 GENERAL PUBLIC SERVICES	0	0	0	0	89,97,28.43	50,75,91.33	1,40,73,19.76
1.1 Executive and legislative organs, financial, fiscal affairs and external aff	0	0	0	0	59,70,85.65	24,19,24.42	83,90,10.07
101 President	0	0	0	0	6,84.36	14,26.00	21,10.36
102 Deputy President	0	0	0	0	2,87.70	25.50	3,13.20
202 Constituent Assembly / Legislature - Parliament	0	0	0	0	78,91.48	2,83.00	81,74.48
206 Commission for Investigation of Abuse of Authority	0	0	0	0	23,20.21	4,18.00	27,38.21
208 Office of the Auditor General	0	0	0	0	34,40.95	10,18.61	44,59.56
301 Prime Minister and Council of Minister's Office	0	0	0	0	3,40,26.61	1,11.00	3,41,37.61
305 Ministry of Finance	0	0	0	0	6,03,00.58	1,00,01.22	7,03,01.80
326 Ministry of Foreign Affairs	0	0	0	0	1,94,28.48	36,39.43	2,30,67.91
347 Ministry of Urban Development	0	0	0	0	7,92.39	2,10.00	10,02.39
352 Ministry of Cooperative and poverty Alleviation	0	0	0	0	23,64.80	5,62.15	29,26.95
356 Ministry of General Administration	0	0	0	0	3,15.72	0	3,15.72
365 Ministry of Federal Affairs and Local Development	0	0	0	0	26,13.86	1,40.00	27,53.86
501 MOF Policy Financing	0	0	0	0	0	1,00,00.00	1,00,00.00
503 MOF External Debt Service (Multilateral)	0	0	0	0	3,59,21.66	13,75,35.12	17,34,56.78
504 MOF External Debt Service (Bilateral)	0	0	0	0	89,50.18	3,48,77.79	4,38,27.97
601 MOF Staff Benefits and Retirement Benefits	0	0	0	0	29,13,81.50	0	29,13,81.50
602 MOF Miscellaneous	0	0	0	0	12,63,65.17	4,16,76.60	16,80,41.77
1.3 General services	0	0	0	0	2,30,96.66	46,61.67	2,77,58.33
210 Public Service Commission	0	0	0	0	32,23.77	6,40.00	38,63.77
325 Ministry of Culture, Tourism and Civil Aviation	0	0	0	0	12,73.64	1,00.00	13,73.64
326 Ministry of Foreign Affairs	0	0	0	0	33,33.29	1,31.50	34,64.79
347 Ministry of Urban Development	0	0	0	0	19,30.42	18,75.90	38,06.32
356 Ministry of General Administration	0	0	0	0	70,62.18	3,36.40	73,98.58
391 National Planning Commission Secreterate	0	0	0	0	62,73.36	15,77.87	78,51.23
1.5 R&D General public services	0	0	0	0	2,19.01	44.80	2,63.81
301 Prime Minister and Council of Minister's Office	0	0	0	0	65.93	42.00	1,07.93
305 Ministry of Finance	0	0	0	0	1,53.08	2.80	1,55.88
1.6 General public services n.e.c.	0	0	0	0	50,56.92	92,88.33	1,43,45.25
212 Election Commission	0	0	0	0	32,71.72	5,20.00	37,91.72
214 National Human Rights Commission	0	0	0	0	11,31.71	55.00	11,86.71

Description	Directly Supportive		Indirectly Supportive		Neutral		Total
	Recurrent	Capital and Financing	Recurrent	Capital and Financing	Recurrent	Capital and Financing	
314 Ministry of Home	0	0	0	0	98,35	56,75,53	57,73,88
337 Ministry of Physical Planning, Works and Transport Management	0	0	0	0	55,14	5,00,00	5,55,14
349 Ministry of Peace & Reconstruction	0	0	0	0	0	10,00,00	10,00,00
365 Ministry of Federal Affairs and Local Development	0	0	0	0	5,00,00	2,00,00	7,00,00
501 MOF Policy Financing	0	0	0	0	0	13,37,80	13,37,80
1.7 Public debt transactions	0	0	0	0	14,16,62,21	25,16,70,61	39,33,32,82
502 MOF Domestic Debt Service	0	0	0	0	14,16,62,21	25,16,70,61	39,33,32,82
1.8 Transfers of a general character between levels of government	0	0	0	0	1,50	1,50	13,26,09,48
365 Ministry of Federal Affairs and Local Development	0	0	0	0	13,26,07,98	1,50	13,26,09,48
02 DEFENCE	0	0	0	0	25,30,15,95	4,00,17,67	29,30,33,62
2.1 Military defence	0	0	0	0	25,23,08,98	2,16,62,50	27,39,71,48
307 Ministry of Industry	0	0	0	0	15,03,84	16,00,00	31,03,84
345 Ministry of Defence	0	0	0	0	25,08,05,14	2,00,62,50	27,08,67,64
2.2 Civil defence	0	0	0	0	7,00,00	1,76,11,50	1,83,11,50
314 Ministry of Home	0	0	0	0	7,00,00	0	7,00,00
501 MOF Policy Financing	0	0	0	0	0	1,76,11,50	1,76,11,50
2.5 Defence n.e.c.	0	0	0	0	6,97	7,43,67	7,50,64
347 Ministry of Urban Development	0	0	0	0	6,97	7,43,67	7,50,64
03 PUBLIC ORDER AND SAFETY	0	0	0	0	38,52,59,13	6,18,46,41	44,71,05,54
3.1 Police services	0	0	0	0	29,05,65,52	2,12,91,03	31,18,56,55
314 Ministry of Home	0	0	0	0	29,05,65,52	2,12,91,03	31,18,56,55
3.2 Fire-protection services	0	0	0	0	57,82	3,00	60,82
314 Ministry of Home	0	0	0	0	57,82	3,00	60,82
3.3 Law courts	0	0	0	0	2,98,16,68	1,06,15,90	4,04,32,58
204 Courts	0	0	0	0	2,40,26,69	91,80,00	3,32,06,69
216 Office of the Attorney General	0	0	0	0	43,09,24	12,76,00	55,85,24
218 Council of Justice	0	0	0	0	2,06,31	35,00	2,41,31
311 Ministry of Law, Justice, Constituent Assembly and Parliamentary Affa	0	0	0	0	11,93,50	1,24,60	13,18,10
371 Ministry of Labour and Employment	0	0	0	0	80,94	30	81,24
3.4 Prisons	0	0	0	0	82,94,62	17,49,00	1,00,43,62
314 Ministry of Home	0	0	0	0	82,94,62	17,49,00	1,00,43,62
3.6 Public order and safety n.e.c.	0	0	0	0	5,65,24,49	2,81,87,48	8,47,11,97

Description	Directly Supportive		Indirectly Supportive		Neutral		Total
	Recurrent	Capital and Financing	Recurrent	Capital and Financing	Recurrent	Capital and Financing	
301 Prime Minister and Council of Minister's Office	0	0	0	0	20,51.08	1,28,24.57	1,48,75.65
314 Ministry of Home	0	0	0	0	1,99,33.41	38,05.63	2,37,39.04
349 Ministry of Peace & Reconstruction	0	0	0	0	3,45,40.00	1,14,57.28	4,59,97.28
04 ECONOMIC AFFAIRS	0	0	0	0	61,97,76.97	80,69,92.83	1,42,67,69.80
4.1 General economic, commercial and labour affairs	0	0	0	0	12,97,17.35	94,64.93	13,91,82.28
301 Prime Minister and Council of Minister's Office	0	0	0	0	2,29.53	10,50.00	12,79.53
330 Ministry of Commerce and Supply	0	0	0	0	92,61.85	21,72.30	1,14,34.15
352 Ministry of Cooperative and poverty Alleviation	0	0	0	0	28,74.39	70.00	29,44.39
365 Ministry of Federal Affairs and Local Development	0	0	0	0	11,12,43.12	48,60.31	11,61,03.43
371 Ministry of Labour and Employment	0	0	0	0	61,08.46	13,12.32	74,20.78
4.2 Agriculture, forestry, fishing and hunting	0	0	0	0	29,20,19.13	16,92,09.96	46,12,29.09
312 Ministry of Agriculture Development	0	0	0	0	18,62,33.07	2,71,59.77	21,33,92.84
329 Ministry of Forestry and Soil Conservation	0	0	0	0	5,66,36.35	2,88,66.59	8,55,02.94
336 Ministry of Land Reforms and Management	0	0	0	0	2,55,72.68	54,73.25	3,10,45.93
352 Ministry of Cooperative and poverty Alleviation	0	0	0	0	33,82.99	3,06.40	36,89.39
357 Ministry of Irrigation	0	0	0	0	1,10,99.67	10,15,22.30	11,25,81.97
365 Ministry of Federal Affairs and Local Development	0	0	0	0	91,34.37	8,81.65	1,00,16.02
501 MOF Policy Financing	0	0	0	0	0	50,00.00	50,00.00
4.3 Fuel and energy	0	0	0	0	3,92,07.68	26,07,11.82	29,99,19.50
307 Ministry of Industry	0	0	0	0	3,32.49	1,52.35	4,84.84
308 Ministry of Energy	0	0	0	0	16,05.23	1,00,49.69	1,16,54.92
331 Ministry of Environment, Science and Technology	0	0	0	0	3,72,69.96	1,75.64	3,74,45.60
501 MOF Policy Financing	0	0	0	0	0	25,03,34.14	25,03,34.14
4.4 Mining, manufacturing and construction	0	0	0	0	6,51.33	1,32,93.50	1,39,44.83
307 Ministry of Industry	0	0	0	0	6,51.33	93.50	7,44.83
337 Ministry of Physical Planning, Works and Transport Management	0	0	0	0	0	1,32,00.00	1,32,00.00
4.5 Transport	0	0	0	0	9,65,87.32	32,34,96.29	42,00,83.61
337 Ministry of Physical Planning, Works and Transport Management	0	0	0	0	5,27,28.18	28,62,84.64	33,90,12.82
347 Ministry of Urban Development	0	0	0	0	24,91.48	42,16.50	67,07.98
365 Ministry of Federal Affairs and Local Development	0	0	0	0	4,13,67.66	1,98,45.15	6,12,12.81
501 MOF Policy Financing	0	0	0	0	0	1,31,50.00	1,31,50.00
4.6 Communication	0	0	0	0	3,31,48.06	80,15.80	4,11,63.86

Description	Directly Supportive		Indirectly Supportive		Neutral		Total
	Recurrent	Capital and Financing	Recurrent	Capital and Financing	Recurrent	Capital and Financing	
331 Ministry of Environment, Science and Technology	0	0	0	0	28,654,41	18,16,50	46,81,91
358 Ministry of Information and Communications	0	0	0	0	3,02,82,65	37,99,30	3,40,81,95
501 MOF Policy Financing	0	0	0	0	0	24,00,00	24,00,00
4.7 Other industries	0	0	0	0	2,24,53,20	1,89,01,27	4,13,54,47
307 Ministry of Industry	0	0	0	0	1,40,75,84	1,40,77,42	2,81,53,26
312 Ministry of Agriculture Development	0	0	0	0	4,76,03	1,60,40	6,38,43
325 Ministry of Culture, Tourism and Civil Aviation	0	0	0	0	77,80,78	44,09,00	1,21,89,78
329 Ministry of Forestry and Soil Conservation	0	0	0	0	1,18,55	2,54,45	3,73,00
4.8 R&D Economic affairs	0	0	0	0	54,67,68	25,12,26	79,79,94
308 Ministry of Energy	0	0	0	0	50,05,75	1,50	50,07,25
357 Ministry of Irrigation	0	0	0	0	4,61,93	25,10,76	29,72,69
4.9 Economic affairs n.e.c.	0	0	0	0	5,25,22	13,87,00	19,12,22
305 Ministry of Finance	0	0	0	0	5,25,22	67,00	5,92,22
501 MOF Policy Financing	0	0	0	0	0	13,20,00	13,20,00
05 ENVIRONMENTAL PROTECTION	0	0	0	0	3,30,57,79	4,48,74,13	7,79,31,92
5.1 Waste management	0	0	0	0	12,75,99	2,23,60,00	2,36,35,99
347 Ministry of Urban Development	0	0	0	0	12,75,99	20,79,00	33,54,99
501 MOF Policy Financing	0	0	0	0	0	2,02,81,00	2,02,81,00
5.2 Waste water management	0	0	0	0	13,95,69	1,04,40,30	1,16,35,99
347 Ministry of Urban Development	0	0	0	0	12,99,89	4,35,30	17,35,19
357 Ministry of Irrigation	0	0	0	0	95,80	1,00,05,00	1,01,00,80
5.4 Protection of biodiversity and landscape	0	0	0	0	2,79,43	35,00	3,14,43
329 Ministry of Forestry and Soil Conservation	0	0	0	0	2,79,43	35,00	3,14,43
5.5 R&D Environmental protection	0	0	0	0	0	12,00,00	12,00,00
501 MOF Policy Financing	0	0	0	0	0	12,00,00	12,00,00
5.6 Environmental protection n.e.c.	0	0	0	0	3,01,06,68	1,08,38,83	4,09,45,51
329 Ministry of Forestry and Soil Conservation	0	0	0	0	1,59,18	0	1,59,18
331 Ministry of Environment, Science and Technology	0	0	0	0	93,27,84	49,54,23	1,42,82,07
347 Ministry of Urban Development	0	0	0	0	2,06,19,66	58,84,60	2,65,04,26
06 HOUSING AND COMMUNITY AMENITIES	0	0	0	0	8,61,71,38	9,36,94,24	17,98,65,62
6.1 Housing development	0	0	0	0	1,21,73,60	2,25,40,79	3,47,14,39
347 Ministry of Urban Development	0	0	0	0	1,21,73,60	1,65,40,79	2,87,14,39

Description	Directly Supportive		Indirectly Supportive		Neutral		Total
	Recurrent	Capital and Financing	Recurrent	Capital and Financing	Recurrent	Capital and Financing	
501 MOF Policy Financing	0	0	0	0	0	60,00,00	60,00,00
6.3 Water supply	0	0	0	0	6,85,44,51	6,20,07,95	13,05,52,46
347 Ministry of Urban Development	0	0	0	0	6,27,41,31	4,74,13,63	11,01,54,94
365 Ministry of Federal Affairs and Local Development	0	0	0	0	58,03,20	0	58,03,20
501 MOF Policy Financing	0	0	0	0	0	1,45,94,32	1,45,94,32
6.6 Housing and community amenities n.e.c.	0	0	0	0	54,53,27	91,45,50	1,45,98,77
365 Ministry of Federal Affairs and Local Development	0	0	0	0	54,53,27	91,45,50	1,45,98,77
07 HEALTH	0	0	0	0	28,34,16,18	5,35,80,83	33,69,97,01
7.1 Medical products, appliances and equipment	0	0	0	0	58,03,93	54,82,18	1,12,86,11
370 Ministry of Health and Population	0	0	0	0	58,03,93	54,82,18	1,12,86,11
7.2 Out-patient services	0	0	0	0	4,22,12,73	41,50,21	4,63,62,94
330 Ministry of Commerce and Supply	0	0	0	0	13,00,00	0	13,00,00
370 Ministry of Health and Population	0	0	0	0	4,09,12,73	41,50,21	4,50,62,94
7.3 Hospital services	0	0	0	0	8,19,07,30	97,76,04	9,16,83,34
314 Ministry of Home	0	0	0	0	19,89,85	14,79,49	34,69,34
345 Ministry of Defence	0	0	0	0	45,66,29	3,31,50	48,97,79
370 Ministry of Health and Population	0	0	0	0	5,03,51,16	79,65,05	5,83,16,21
601 MOF Staff Benefits and Retirement Benefits	0	0	0	0	2,50,00,00	0	2,50,00,00
7.4 Public health services	0	0	0	0	11,98,99,54	3,03,37,80	15,02,37,34
370 Ministry of Health and Population	0	0	0	0	11,98,99,54	3,03,37,80	15,02,37,34
7.5 R&D Health	0	0	0	0	3,35,92,68	38,34,60	3,74,27,28
370 Ministry of Health and Population	0	0	0	0	3,35,92,68	38,34,60	3,74,27,28
08 RECREATION,CULTURE AND RELIGION	0	0	0	0	2,86,24,10	42,30,48	3,28,54,58
8.1 Recreational and sporting services	0	0	0	0	1,26,02,67	55,00	1,26,57,67
343 Ministry of Youth and Sports	0	0	0	0	1,26,02,67	55,00	1,26,57,67
8.2 Cultural services	0	0	0	0	1,37,08,16	17,77,20	1,54,85,36
325 Ministry of Culture, Tourism and Civil Aviation	0	0	0	0	1,31,07,66	17,43,70	1,48,51,36
365 Ministry of Federal Affairs and Local Development	0	0	0	0	6,00,50	33,50	6,34,00
8.3 Broadcasting and publishing services	0	0	0	0	23,13,27	23,98,28	47,11,55
358 Ministry of Information and Communications	0	0	0	0	23,13,27	23,98,28	47,11,55
09 EDUCATION	0	0	0	0	80,74,50,56	21,30,24	80,95,80,80
9.1 Pre-primary and primary education	0	0	0	0	26,40,79,57	20,50	26,41,00,07

Description	Directly Supportive		Indirectly Supportive		Neutral		Total
	Recurrent	Capital and Financing	Recurrent	Capital and Financing	Recurrent	Capital and Financing	
350 Ministry of Education	0	0	0	0	26,40,79,57	20,50	26,41,00,07
9.2 Secondary education	0	0	0	0	13,50,53,96	0	13,50,53,96
350 Ministry of Education	0	0	0	0	13,50,53,96	0	13,50,53,96
9.5 Education not definable by level	0	0	0	0	26,01,33,19	15,20,44	26,16,53,63
350 Ministry of Education	0	0	0	0	26,01,33,19	15,20,44	26,16,53,63
9.6 Subsidiary services to education	0	0	0	0	13,80,41,14	2,01,30	13,82,42,44
350 Ministry of Education	0	0	0	0	13,80,41,14	2,01,30	13,82,42,44
9.8 Education n.e.c.	0	0	0	0	1,01,42,70	3,88,00	1,05,30,70
350 Ministry of Education	0	0	0	0	1,01,42,70	3,88,00	1,05,30,70
10 SOCIAL PROTECTION	0	0	0	0	13,76,74,27	2,32,67,08	16,09,41,35
10.3 Survivors	0	0	0	0	0	1,99,15,65	1,99,15,65
501 MOF Policy Financing	0	0	0	0	0	1,99,15,65	1,99,15,65
10.4 Family and children	0	0	0	0	75,92,06	3,06,02	78,98,08
365 Ministry of Federal Affairs and Local Development	0	0	0	0	55,99,98	3,06,02	59,06,00
370 Ministry of Health and Population	0	0	0	0	19,92,08	0	19,92,08
10.7 Social exclusion n.e.c.	0	0	0	0	11,49,77,27	3,99,00	11,53,76,27
301 Prime Minister and Council of Minister's Office	0	0	0	0	2,36,73	49,00	2,85,73
365 Ministry of Federal Affairs and Local Development	0	0	0	0	11,47,40,54	3,50,00	11,50,90,54
10.8 R&D Social protection	0	0	0	0	6,32,69	2,72,00	9,04,69
371 Ministry of Labour and Employment	0	0	0	0	6,32,69	2,72,00	9,04,69
10.9 Social protection n.e.c.	0	0	0	0	1,44,72,25	23,74,41	1,68,46,66
340 Ministry of Women, Children & Social Welfare	0	0	0	0	1,44,72,25	13,74,41	1,58,46,66
349 Ministry of Peace & Reconstruction	0	0	0	0	0	10,00,00	10,00,00
Total	0	0	0	0	3,53,41,74,76	1,63,82,25,24	5,17,24,00,00
Grand Total	0	0	0	0	5,17,24,00,00	0	5,17,24,00,00

Code	Gender Responsive	Amount	%
------	-------------------	--------	---

Code	Description	Directly Supportive		Indirectly Supportive		Neutral		Total
		Recurrent	Capital and Financing	Recurrent	Capital and Financing	Recurrent	Capital and Financing	
3	Gender Responsive		Amount					
	Neutral		438517207					
			%					
			84.78					

Note : Gender Responsive Budget Classifications

Basis of classification for Gender Responsive Budget are as follows :

- a) More than 50 percent of budget directly beneficial for women - Direct Responsive
- b) 20 to 50 percent of budget directly beneficial for women - Indirect Responsive
- c) Less than 20 Percent of budget beneficial for women - Neutral

Following indicators are used to assess the percentage above.

S.N.	Indicators	Percentage
1	Women Capacity Development	20
2	Women Participation in formulation and implementation of Program	20
3	Women's share in benefit	20
4	Support in employment and income generating to women	20
5	Quality reform in time consumption & minimization in of work load to women	20
Total		100

Financial Comptroller General Office
Economic Code wise Aggregate Expenditure (Recurrent)

Upto Month: Ashad

Fiscal Year 2070/71

Ministry/Economic Code		Cash	Non Cash	Total Expenditure
101	President	81,063,055.12	0.00	81,063,055.12
	Recurrent	81,063,055.12	0.00	81,063,055.12
21110	Wages and salaries in cash	26,266,302.26	0.00	26,266,302.26
21111	Salary	20,594,751.38	0.00	20,594,751.38
21113	Dearness Allowance	994,383.10	0.00	994,383.10
21119	Other Allowance	4,677,167.78	0.00	4,677,167.78
21120	Wages and salaries in kind	2,114,949.49	0.00	2,114,949.49
21121	Clothing	905,432.00	0.00	905,432.00
21123	Medical Expense	1,209,517.49	0.00	1,209,517.49
22110	Utilities	6,655,279.48	0.00	6,655,279.48
22111	Water and Electricity	5,099,578.26	0.00	5,099,578.26
22112	Communication	1,555,701.22	0.00	1,555,701.22
22120	Rent	186,733.00	0.00	186,733.00
22121	House Rent	186,733.00	0.00	186,733.00
22210	Operation & Maintenance of Capital Assets	13,030,932.05	0.00	13,030,932.05
22211	Fuel and Oil - Vehicles	6,007,949.00	0.00	6,007,949.00
22212	Operation & Maintenance	6,994,750.00	0.00	6,994,750.00
22213	Insurance	28,233.05	0.00	28,233.05
22310	Office Materials & Services	6,129,180.00	0.00	6,129,180.00
22311	General Office Expenses	5,683,624.00	0.00	5,683,624.00
22312	Feedds for Animals & Birds	347,434.00	0.00	347,434.00
22314	Fuel and Oil - For Administrative Purposes	98,122.00	0.00	98,122.00
22320	Repair and Maintenance of Public Property	3,086,380.00	0.00	3,086,380.00
22321	Repair and Maintenance of Public Property	3,086,380.00	0.00	3,086,380.00
22410	Consultancy and Other Services fee	6,276,338.84	0.00	6,276,338.84
22411	Consultancy and Services Expenses	0.00	0.00	0.00
22412	Other Service Fee	6,276,338.84	0.00	6,276,338.84
22510	Consultancy and Other Services fee	205,850.00	0.00	205,850.00
22511	Employee Training	205,850.00	0.00	205,850.00
22520	Production Materials and Programme Expenses	507,370.00	0.00	507,370.00
22522	Program Expenses	507,370.00	0.00	507,370.00
22610	Monitoring, Evaluation & Travelling Expenses	2,123,770.00	0.00	2,123,770.00
22611	Monitoring & Evaluation Expenses	249,163.00	0.00	249,163.00
22612	Travelling Expenses	1,874,607.00	0.00	1,874,607.00
22710	Miscellaneous	14,479,970.00	0.00	14,479,970.00
22711	Miscellaneous	14,479,970.00	0.00	14,479,970.00
102	Deputy President	28,370,847.57	0.00	28,370,847.57
	Recurrent	28,370,847.57	0.00	28,370,847.57
21110	Wages and salaries in cash	12,678,960.70	0.00	12,678,960.70
21111	Salary	10,015,310.40	0.00	10,015,310.40
21113	Dearness Allowance	401,414.00	0.00	401,414.00
21119	Other Allowance	2,262,236.30	0.00	2,262,236.30
21120	Wages and salaries in kind	1,685,140.00	0.00	1,685,140.00
21121	Clothing	641,846.00	0.00	641,846.00
21123	Medical Expense	1,043,294.00	0.00	1,043,294.00
22110	Utilities	1,232,846.61	0.00	1,232,846.61
22111	Water and Electricity	866,480.60	0.00	866,480.60
22112	Communication	366,366.01	0.00	366,366.01
22210	Operation & Maintenance of Capital Assets	3,549,058.00	0.00	3,549,058.00

Financial Comptroller General Office
Economic Code wise Aggregate Expenditure (Recurrent)

Upto Month: Ashad

Fiscal Year 2070/71

Ministry/Economic Code		Cash	Non Cash	Total Expenditure
22211	Fuel and Oil - Vehicles	1,944,834.00	0.00	1,944,834.00
22212	Operation & Maintenance	1,604,224.00	0.00	1,604,224.00
22310	Office Materials & Services	2,974,678.26	0.00	2,974,678.26
22311	General Office Expenses	2,592,034.26	0.00	2,592,034.26
22313	Books and Materials	328,254.00	0.00	328,254.00
22314	Fuel and Oil - For Administrative Purposes	54,390.00	0.00	54,390.00
22320	Repair and Maintenance of Public Property	298,675.00	0.00	298,675.00
22321	Repair and Maintenance of Public Property	298,675.00	0.00	298,675.00
22410	Consultancy and Other Services fee	1,269,958.00	0.00	1,269,958.00
22412	Other Service Fee	1,269,958.00	0.00	1,269,958.00
22520	Production Materials and Programme Expenses	605,116.00	0.00	605,116.00
22522	Program Expenses	605,116.00	0.00	605,116.00
22610	Monitoring, Evaluation & Travelling Expenses	1,548,707.00	0.00	1,548,707.00
22612	Travelling Expenses	1,548,707.00	0.00	1,548,707.00
22710	Miscellaneous	2,527,708.00	0.00	2,527,708.00
22711	Miscellaneous	2,527,708.00	0.00	2,527,708.00
202	Constituent Assembly / Legislature - Parliament	609,471,171.20	0.00	609,471,171.20
	Recurrent	609,471,171.20	0.00	609,471,171.20
21110	Wages and salaries in cash	369,252,210.50	0.00	369,252,210.50
21111	Salary	298,759,993.70	0.00	298,759,993.70
21113	Dearness Allowance	6,212,680.45	0.00	6,212,680.45
21119	Other Allowance	64,279,536.35	0.00	64,279,536.35
21120	Wages and salaries in kind	8,207,800.00	0.00	8,207,800.00
21121	Clothing	2,648,944.00	0.00	2,648,944.00
21123	Medical Expense	5,558,856.00	0.00	5,558,856.00
22110	Utilities	15,922,876.74	0.00	15,922,876.74
22111	Water and Electricity	7,190,940.31	0.00	7,190,940.31
22112	Communication	8,731,936.43	0.00	8,731,936.43
22120	Rent	102,095,186.34	0.00	102,095,186.34
22121	House Rent	102,095,186.34	0.00	102,095,186.34
22210	Operation & Maintenance of Capital Assets	24,200,739.09	0.00	24,200,739.09
22211	Fuel and Oil - Vehicles	8,464,650.64	0.00	8,464,650.64
22212	Operation & Maintenance	15,736,088.45	0.00	15,736,088.45
22310	Office Materials & Services	30,198,368.47	0.00	30,198,368.47
22311	General Office Expenses	30,198,368.47	0.00	30,198,368.47
22410	Consultancy and Other Services fee	3,630,714.00	0.00	3,630,714.00
22411	Consultancy and Services Expenses	459,345.00	0.00	459,345.00
22412	Other Service Fee	3,171,369.00	0.00	3,171,369.00
22510	Consultancy and Other Services fee	953,236.00	0.00	953,236.00
22511	Employee Training	953,236.00	0.00	953,236.00
22530	Medicines	509,334.83	0.00	509,334.83
22531	Medicine Purchases	509,334.83	0.00	509,334.83
22610	Monitoring, Evaluation & Travelling Expenses	7,179,935.55	0.00	7,179,935.55
22611	Monitoring & Evaluation Expenses	6,273,039.00	0.00	6,273,039.00
22612	Travelling Expenses	337,243.00	0.00	337,243.00
22613	Travelling Expenses of VIPs & Delegations	569,653.55	0.00	569,653.55
22710	Miscellaneous	44,691,773.68	0.00	44,691,773.68
22711	Miscellaneous	44,691,773.68	0.00	44,691,773.68
26410	Recurrent Grant	2,500,000.00	0.00	2,500,000.00

Government of Nepal
Ministry of Finance

Financial Comptroller General Office
Economic Code wise Aggregate Expenditure (Recurrent)

Upto Month: Ashad

Fiscal Year 2070/71

Ministry/Economic Code		Cash	Non Cash	Total Expenditure	
	26411	Unconditional Recurrent Grant to Government	1,500,000.00	0.00	1,500,000.00
		Agencies, Committees & Boards			
	26412	Conditional Recurrent Grant to Government	1,000,000.00	0.00	1,000,000.00
		Agencies, Committees & Boards			
	27310	Retirement Benefits	128,996.00	0.00	128,996.00
	27312	Gratuity	128,996.00	0.00	128,996.00
204	Courts				
		2,267,022,799.63	0.00	2,267,022,799.63	
	Recurrent				
		2,267,022,799.63	0.00	2,267,022,799.63	
	21110	Wages and salaries in cash	1,604,923,871.10	0.00	1,604,923,871.10
	21111	Salary	1,229,464,867.29	0.00	1,229,464,867.29
	21112	Local Allowances	25,466,161.94	0.00	25,466,161.94
	21113	Dearness Allowance	47,529,112.63	0.00	47,529,112.63
	21114	Field Allowance	7,374,604.86	0.00	7,374,604.86
	21119	Other Allowance	295,089,124.38	0.00	295,089,124.38
	21120	Wages and salaries in kind	57,940,020.95	0.00	57,940,020.95
	21121	Clothing	25,466,760.00	0.00	25,466,760.00
	21123	Medical Expense	32,473,260.95	0.00	32,473,260.95
	22110	Utilities	36,827,668.06	0.00	36,827,668.06
	22111	Water and Electricity	21,830,490.12	0.00	21,830,490.12
	22112	Communication	14,997,177.94	0.00	14,997,177.94
	22120	Rent	42,254,091.99	0.00	42,254,091.99
	22121	House Rent	42,254,091.99	0.00	42,254,091.99
	22210	Operation & Maintenance of Capital Assets	112,493,257.93	0.00	112,493,257.93
	22211	Fuel and Oil - Vehicles	70,772,353.54	0.00	70,772,353.54
	22212	Operation & Maintenance	38,485,403.70	0.00	38,485,403.70
	22213	Insurance	3,235,500.69	0.00	3,235,500.69
	22310	Office Materials & Services	90,460,587.39	0.00	90,460,587.39
	22311	General Office Expenses	88,067,447.64	0.00	88,067,447.64
	22313	Books and Materials	2,357,612.00	0.00	2,357,612.00
	22314	Fuel and Oil - For Administrative Purposes	35,527.75	0.00	35,527.75
	22320	Repair and Maintenance of Public Property	4,978,236.65	0.00	4,978,236.65
	22321	Repair and Maintenance of Public Property	4,978,236.65	0.00	4,978,236.65
	22410	Consultancy and Other Services fee	108,668,008.43	0.00	108,668,008.43
	22411	Consultancy and Services Expenses	99,603,432.42	0.00	99,603,432.42
	22412	Other Service Fee	9,064,576.01	0.00	9,064,576.01
	22510	Consultancy and Other Services fee	3,941,567.01	0.00	3,941,567.01
	22511	Employee Training	3,941,567.01	0.00	3,941,567.01
	22520	Production Materials and Programme Expenses	67,715,634.15	0.00	67,715,634.15
	22522	Program Expenses	67,715,634.15	0.00	67,715,634.15
	22610	Monitoring, Evaluation & Travelling Expenses	47,198,890.18	0.00	47,198,890.18
	22611	Monitoring & Evaluation Expenses	28,485,711.68	0.00	28,485,711.68
	22612	Travelling Expenses	16,458,390.50	0.00	16,458,390.50
	22613	Travelling Expenses of VIPs & Delegations	2,254,788.00	0.00	2,254,788.00
	22710	Miscellaneous	11,767,446.59	0.00	11,767,446.59
	22711	Miscellaneous	11,767,446.59	0.00	11,767,446.59
	26410	Recurrent Grant	44,954,097.41	0.00	44,954,097.41
	26412	Conditional Recurrent Grant to Government	44,954,097.41	0.00	44,954,097.41
		Agencies, Committees & Boards			
	26420	Capital Grant	3,013,378.00	0.00	3,013,378.00
	26423	Unconditional Capital Grant to Other Institutions	3,013,378.00	0.00	3,013,378.00

Financial Comptroller General Office
Economic Code wise Aggregate Expenditure (Recurrent)

Upto Month: Ashad

Fiscal Year 2070/71

Ministry/Economic Code		Cash	Non Cash	Total Expenditure
	& Individuals			
27310	Retirement Benefits	18,941,368.61	0.00	18,941,368.61
27312	Gratuity	657,394.91	0.00	657,394.91
27313	Accumulated Leave	7,635,941.70	0.00	7,635,941.70
27314	Medical Facility	10,648,032.00	0.00	10,648,032.00
28210	Refunds	10,944,675.18	0.00	10,944,675.18
28212	Judicial Refund	3,325,095.00	0.00	3,325,095.00
28213	Other Refund	7,619,580.18	0.00	7,619,580.18
206	Commission for Investigation of Abuse of Authority	313,194,807.92	0.00	313,194,807.92
	Recurrent	313,194,807.92	0.00	313,194,807.92
21110	Wages and salaries in cash	156,725,243.87	0.00	156,725,243.87
21111	Salary	88,641,494.99	0.00	88,641,494.99
21112	Local Allowances	229,933.00	0.00	229,933.00
21113	Dearness Allowance	3,684,870.00	0.00	3,684,870.00
21119	Other Allowance	64,168,945.88	0.00	64,168,945.88
21120	Wages and salaries in kind	7,413,577.07	0.00	7,413,577.07
21121	Clothing	2,123,700.00	0.00	2,123,700.00
21122	Fooding	3,172,825.07	0.00	3,172,825.07
21123	Medical Expense	2,117,052.00	0.00	2,117,052.00
22110	Utilities	9,079,764.08	0.00	9,079,764.08
22111	Water and Electricity	4,878,334.94	0.00	4,878,334.94
22112	Communication	4,201,429.14	0.00	4,201,429.14
22120	Rent	3,544,781.00	0.00	3,544,781.00
22121	House Rent	3,544,781.00	0.00	3,544,781.00
22210	Operation & Maintenance of Capital Assets	44,718,040.10	0.00	44,718,040.10
22211	Fuel and Oil - Vehicles	15,657,681.87	0.00	15,657,681.87
22212	Operation & Maintenance	28,767,218.48	0.00	28,767,218.48
22213	Insurance	293,139.75	0.00	293,139.75
22310	Office Materials & Services	32,883,637.37	0.00	32,883,637.37
22311	General Office Expenses	32,482,996.34	0.00	32,482,996.34
22314	Fuel and Oil - For Administrative Purposes	400,641.03	0.00	400,641.03
22410	Consultancy and Other Services fee	19,413,846.37	0.00	19,413,846.37
22411	Consultancy and Services Expenses	2,578,854.00	0.00	2,578,854.00
22412	Other Service Fee	16,834,992.37	0.00	16,834,992.37
22510	Consultancy and Other Services fee	543,606.00	0.00	543,606.00
22511	Employee Training	543,606.00	0.00	543,606.00
22520	Production Materials and Programme Expenses	13,406,833.06	0.00	13,406,833.06
22522	Program Expenses	13,406,833.06	0.00	13,406,833.06
22610	Monitoring, Evaluation & Travelling Expenses	12,238,121.00	0.00	12,238,121.00
22611	Monitoring & Evaluation Expenses	2,116,147.00	0.00	2,116,147.00
22612	Travelling Expenses	10,041,319.00	0.00	10,041,319.00
22614	Other Travelling Expenses	80,655.00	0.00	80,655.00
22710	Miscellaneous	12,800,566.00	0.00	12,800,566.00
22711	Miscellaneous	12,800,566.00	0.00	12,800,566.00
27310	Retirement Benefits	426,792.00	0.00	426,792.00
27313	Accumulated Leave	426,792.00	0.00	426,792.00
208	Office of the Auditor General	258,230,842.23	37,857,129.00	296,087,971.23
	Recurrent	258,230,842.23	37,857,129.00	296,087,971.23

Financial Comptroller General Office
Economic Code wise Aggregate Expenditure (Recurrent)

Upto Month: Ashad

Fiscal Year 2070/71

Ministry/Economic Code		Cash	Non Cash	Total Expenditure
21110	Wages and salaries in cash	180,990,447.25	0.00	180,990,447.25
21111	Salary	128,717,696.56	0.00	128,717,696.56
21113	Dearness Allowance	4,746,017.14	0.00	4,746,017.14
21119	Other Allowance	47,526,733.55	0.00	47,526,733.55
21120	Wages and salaries in kind	7,787,775.00	0.00	7,787,775.00
21121	Clothing	2,985,000.00	0.00	2,985,000.00
21123	Medical Expense	4,802,775.00	0.00	4,802,775.00
22110	Utilities	2,748,553.48	0.00	2,748,553.48
22111	Water and Electricity	1,352,722.00	0.00	1,352,722.00
22112	Communication	1,395,831.48	0.00	1,395,831.48
22120	Rent	2,528,577.00	0.00	2,528,577.00
22122	Other Rent	2,528,577.00	0.00	2,528,577.00
22210	Operation & Maintenance of Capital Assets	7,585,361.00	0.00	7,585,361.00
22211	Fuel and Oil - Vehicles	3,696,074.00	0.00	3,696,074.00
22212	Operation & Maintenance	3,711,122.00	0.00	3,711,122.00
22213	Insurance	178,165.00	0.00	178,165.00
22310	Office Materials & Services	11,130,713.00	0.00	11,130,713.00
22311	General Office Expenses	11,016,901.00	0.00	11,016,901.00
22314	Fuel and Oil - For Administrative Purposes	113,812.00	0.00	113,812.00
22320	Repair and Maintenance of Public Property	1,000,000.00	0.00	1,000,000.00
22321	Repair and Maintenance of Public Property	1,000,000.00	0.00	1,000,000.00
22410	Consultancy and Other Services fee	3,194,772.12	37,206,175.00	40,400,947.12
22411	Consultancy and Services Expenses	394,000.00	37,206,175.00	37,600,175.00
22412	Other Service Fee	2,800,772.12	0.00	2,800,772.12
22510	Consultancy and Other Services fee	1,157,451.00	650,954.00	1,808,405.00
22511	Employee Training	1,157,451.00	650,954.00	1,808,405.00
22520	Production Materials and Programme Expenses	4,199,637.00	0.00	4,199,637.00
22522	Program Expenses	4,199,637.00	0.00	4,199,637.00
22610	Monitoring, Evaluation & Travelling Expenses	32,053,806.48	0.00	32,053,806.48
22611	Monitoring & Evaluation Expenses	31,853,806.48	0.00	31,853,806.48
22612	Travelling Expenses	200,000.00	0.00	200,000.00
22710	Miscellaneous	3,640,668.00	0.00	3,640,668.00
22711	Miscellaneous	3,640,668.00	0.00	3,640,668.00
26210	International Membership Fee & Assistance	120,641.90	0.00	120,641.90
26211	International Membership Fee & Assistance	120,641.90	0.00	120,641.90
27310	Retirement Benefits	92,439.00	0.00	92,439.00
27312	Gratuity	92,439.00	0.00	92,439.00
210	Public Service Commission	395,639,725.71	0.00	395,639,725.71
	Recurrent	395,639,725.71	0.00	395,639,725.71
21110	Wages and salaries in cash	102,488,369.34	0.00	102,488,369.34
21111	Salary	97,160,222.84	0.00	97,160,222.84
21112	Local Allowances	1,496,357.50	0.00	1,496,357.50
21113	Dearness Allowance	3,681,914.00	0.00	3,681,914.00
21119	Other Allowance	149,875.00	0.00	149,875.00
21120	Wages and salaries in kind	4,390,607.00	0.00	4,390,607.00
21121	Clothing	2,400,000.00	0.00	2,400,000.00
21123	Medical Expense	1,990,607.00	0.00	1,990,607.00
22110	Utilities	4,363,834.76	0.00	4,363,834.76

Government of Nepal
Ministry of Finance

Financial Comptroller General Office
Economic Code wise Aggregate Expenditure (Recurrent)

Upto Month: Ashad

Fiscal Year 2070/71

Ministry/Economic Code		Cash	Non Cash	Total Expenditure
22111	Water and Electricity	2,470,435.51	0.00	2,470,435.51
22112	Communication	1,893,399.25	0.00	1,893,399.25
22120	Rent	335,000.00	0.00	335,000.00
22121	House Rent	335,000.00	0.00	335,000.00
22210	Operation & Maintenance of Capital Assets	8,499,578.41	0.00	8,499,578.41
22211	Fuel and Oil - Vehicles	4,883,783.00	0.00	4,883,783.00
22212	Operation & Maintenance	3,258,412.01	0.00	3,258,412.01
22213	Insurance	357,383.40	0.00	357,383.40
22310	Office Materials & Services	6,395,929.45	0.00	6,395,929.45
22311	General Office Expenses	6,253,491.45	0.00	6,253,491.45
22314	Fuel and Oil - For Administrative Purposes	142,438.00	0.00	142,438.00
22410	Consultancy and Other Services fee	3,529,768.00	0.00	3,529,768.00
22411	Consultancy and Services Expenses	291,351.00	0.00	291,351.00
22412	Other Service Fee	3,238,417.00	0.00	3,238,417.00
22510	Consultancy and Other Services fee	146,222.00	0.00	146,222.00
22511	Employee Training	146,222.00	0.00	146,222.00
22520	Production Materials and Programme Expenses	11,702,487.00	0.00	11,702,487.00
22521	Production Materials/Services	1,297,888.00	0.00	1,297,888.00
22522	Program Expenses	10,404,599.00	0.00	10,404,599.00
22610	Monitoring,Evaluation & Travelling Expenses	5,908,387.00	0.00	5,908,387.00
22611	Monitoring & Evaluation Expenses	1,027,345.00	0.00	1,027,345.00
22612	Travelling Expenses	4,881,042.00	0.00	4,881,042.00
22710	Miscellaneous	246,223,182.75	0.00	246,223,182.75
22711	Miscellaneous	246,223,182.75	0.00	246,223,182.75
26410	Recurrent Grant	975,000.00	0.00	975,000.00
26412	Conditional Recurrent Grant to Government Agencies,Committees & Boards	975,000.00	0.00	975,000.00
27310	Retirement Benefits	681,360.00	0.00	681,360.00
27313	Accumulated Leave	260,520.00	0.00	260,520.00
27314	Medical Facility	420,840.00	0.00	420,840.00
212	Election Commission	1,267,144,724.14	0.00	1,267,144,724.14
	Recurrent	1,267,144,724.14	0.00	1,267,144,724.14
21110	Wages and salaries in cash	160,101,006.82	0.00	160,101,006.82
21111	Salary	145,745,714.06	0.00	145,745,714.06
21112	Local Allowances	6,567,830.49	0.00	6,567,830.49
21113	Dearness Allowance	5,786,340.27	0.00	5,786,340.27
21119	Other Allowance	2,001,122.00	0.00	2,001,122.00
21120	Wages and salaries in kind	5,501,372.00	0.00	5,501,372.00
21121	Clothing	3,576,625.00	0.00	3,576,625.00
21123	Medical Expense	1,924,747.00	0.00	1,924,747.00
22110	Utilities	6,299,567.96	0.00	6,299,567.96
22111	Water and Electricity	3,822,772.50	0.00	3,822,772.50
22112	Communication	2,476,795.46	0.00	2,476,795.46
22120	Rent	14,888,374.33	0.00	14,888,374.33
22121	House Rent	14,888,374.33	0.00	14,888,374.33
22210	Operation & Maintenance of Capital Assets	13,964,715.18	0.00	13,964,715.18
22211	Fuel and Oil - Vehicles	7,444,954.40	0.00	7,444,954.40
22212	Operation & Maintenance	5,303,547.29	0.00	5,303,547.29

Financial Comptroller General Office
Economic Code wise Aggregate Expenditure (Recurrent)

Upto Month: Ashad

Fiscal Year 2070/71

Ministry/Economic Code		Cash	Non Cash	Total Expenditure
22213	Insurance	1,216,213.49	0.00	1,216,213.49
22310	Office Materials & Services	12,609,129.90	0.00	12,609,129.90
22311	General Office Expenses	12,320,345.90	0.00	12,320,345.90
22314	Fuel and Oil - For Administrative Purposes	288,784.00	0.00	288,784.00
22410	Consultancy and Other Services fee	36,040,492.95	0.00	36,040,492.95
22411	Consultancy and Services Expenses	2,711,654.05	0.00	2,711,654.05
22412	Other Service Fee	33,328,838.90	0.00	33,328,838.90
22510	Consultancy and Other Services fee	1,652,545.00	0.00	1,652,545.00
22511	Employee Training	1,652,545.00	0.00	1,652,545.00
22520	Production Materials and Programme Expenses	1,519,592.00	0.00	1,519,592.00
22522	Program Expenses	1,519,592.00	0.00	1,519,592.00
22610	Monitoring, Evaluation & Travelling Expenses	9,605,277.00	0.00	9,605,277.00
22611	Monitoring & Evaluation Expenses	6,724,572.00	0.00	6,724,572.00
22612	Travelling Expenses	2,880,705.00	0.00	2,880,705.00
22710	Miscellaneous	3,592,644.00	0.00	3,592,644.00
22711	Miscellaneous	3,592,644.00	0.00	3,592,644.00
26410	Recurrent Grant	293,800.00	0.00	293,800.00
26412	Conditional Recurrent Grant to Government Agencies, Committees & Boards	293,800.00	0.00	293,800.00
26420	Capital Grant	1,000,000,000.00	0.00	1,000,000,000.00
26423	Unconditional Capital Grant to Other Institutions & Individuals	1,000,000,000.00	0.00	1,000,000,000.00
27310	Retirement Benefits	1,076,207.00	0.00	1,076,207.00
27313	Accumulated Leave	418,970.00	0.00	418,970.00
27314	Medical Facility	657,237.00	0.00	657,237.00
214	National Human Rights Commission	63,352,485.34	0.00	63,352,485.34
	Recurrent	63,352,485.34	0.00	63,352,485.34
21110	Wages and salaries in cash	34,804,961.15	0.00	34,804,961.15
21111	Salary	32,774,154.71	0.00	32,774,154.71
21112	Local Allowances	303,000.00	0.00	303,000.00
21113	Dearness Allowance	1,708,806.44	0.00	1,708,806.44
21119	Other Allowance	19,000.00	0.00	19,000.00
21120	Wages and salaries in kind	272,580.00	0.00	272,580.00
21121	Clothing	82,500.00	0.00	82,500.00
21123	Medical Expense	190,080.00	0.00	190,080.00
22110	Utilities	2,847,043.88	0.00	2,847,043.88
22111	Water and Electricity	981,789.76	0.00	981,789.76
22112	Communication	1,865,254.12	0.00	1,865,254.12
22120	Rent	2,144,037.87	0.00	2,144,037.87
22121	House Rent	2,118,654.00	0.00	2,118,654.00
22122	Other Rent	25,383.87	0.00	25,383.87
22210	Operation & Maintenance of Capital Assets	7,786,760.46	0.00	7,786,760.46
22211	Fuel and Oil - Vehicles	4,248,607.40	0.00	4,248,607.40
22212	Operation & Maintenance	2,718,867.62	0.00	2,718,867.62
22213	Insurance	819,285.44	0.00	819,285.44
22310	Office Materials & Services	4,123,125.38	0.00	4,123,125.38
22311	General Office Expenses	3,537,508.38	0.00	3,537,508.38
22313	Books and Materials	416,532.00	0.00	416,532.00
22314	Fuel and Oil - For Administrative Purposes	169,085.00	0.00	169,085.00

Government of Nepal
Ministry of Finance

Financial Comptroller General Office
Economic Code wise Aggregate Expenditure (Recurrent)

Upto Month: Ashad

Fiscal Year 2070/71

Ministry/Economic Code		Cash	Non Cash	Total Expenditure
22410	Consultancy and Other Services fee	1,298,360.66	0.00	1,298,360.66
22411	Consultancy and Services Expenses	568,694.66	0.00	568,694.66
22412	Other Service Fee	729,666.00	0.00	729,666.00
22510	Consultancy and Other Services fee	870,712.06	0.00	870,712.06
22511	Employee Training	870,712.06	0.00	870,712.06
22520	Production Materials and Programme Expenses	7,132,870.81	0.00	7,132,870.81
22522	Program Expenses	7,132,870.81	0.00	7,132,870.81
22610	Monitoring,Evaluation & Travelling Expenses	1,146,711.12	0.00	1,146,711.12
22611	Monitoring & Evaluation Expenses	269,182.00	0.00	269,182.00
22612	Travelling Expenses	877,529.12	0.00	877,529.12
22710	Miscellaneous	925,321.95	0.00	925,321.95
22711	Miscellaneous	925,321.95	0.00	925,321.95
216	Office of the Attorney General	366,052,595.60	0.00	366,052,595.60
	Recurrent	366,052,595.60	0.00	366,052,595.60
21110	Wages and salaries in cash	238,625,052.63	0.00	238,625,052.63
21111	Salary	200,745,637.20	0.00	200,745,637.20
21112	Local Allowances	7,475,485.99	0.00	7,475,485.99
21113	Dearness Allowance	7,525,585.64	0.00	7,525,585.64
21119	Other Allowance	22,878,343.80	0.00	22,878,343.80
21120	Wages and salaries in kind	10,242,462.00	0.00	10,242,462.00
21121	Clothing	5,063,530.00	0.00	5,063,530.00
21123	Medical Expense	5,178,932.00	0.00	5,178,932.00
22110	Utilities	9,317,411.50	0.00	9,317,411.50
22111	Water and Electricity	4,120,280.57	0.00	4,120,280.57
22112	Communication	5,197,130.93	0.00	5,197,130.93
22120	Rent	7,174,000.14	0.00	7,174,000.14
22121	House Rent	6,578,947.14	0.00	6,578,947.14
22122	Other Rent	595,053.00	0.00	595,053.00
22210	Operation & Maintenance of Capital Assets	17,204,821.98	0.00	17,204,821.98
22211	Fuel and Oil - Vehicles	8,747,327.22	0.00	8,747,327.22
22212	Operation & Maintenance	8,309,464.55	0.00	8,309,464.55
22213	Insurance	148,030.21	0.00	148,030.21
22310	Office Materials & Services	15,243,313.24	0.00	15,243,313.24
22311	General Office Expenses	14,103,484.24	0.00	14,103,484.24
22313	Books and Materials	749,519.00	0.00	749,519.00
22314	Fuel and Oil - For Administrative Purposes	390,310.00	0.00	390,310.00
22410	Consultancy and Other Services fee	39,603,685.07	0.00	39,603,685.07
22411	Consultancy and Services Expenses	1,294,225.00	0.00	1,294,225.00
22412	Other Service Fee	38,309,460.07	0.00	38,309,460.07
22520	Production Materials and Programme Expenses	9,648,025.00	0.00	9,648,025.00
22522	Program Expenses	9,648,025.00	0.00	9,648,025.00
22610	Monitoring,Evaluation & Travelling Expenses	10,052,648.04	0.00	10,052,648.04
22611	Monitoring & Evaluation Expenses	7,295,254.00	0.00	7,295,254.00
22612	Travelling Expenses	2,757,394.04	0.00	2,757,394.04
22710	Miscellaneous	6,653,308.00	0.00	6,653,308.00
22711	Miscellaneous	6,653,308.00	0.00	6,653,308.00
26410	Recurrent Grant	1,500,000.00	0.00	1,500,000.00
26412	Conditional Recurrent Grant to Government Agencies,Committees & Boards	1,500,000.00	0.00	1,500,000.00

Government of Nepal
Ministry of Finance

Financial Comptroller General Office
Economic Code wise Aggregate Expenditure (Recurrent)

Upto Month: Ashad

Fiscal Year 2070/71

Ministry/Economic Code		Cash	Non Cash	Total Expenditure
27310	Retirement Benefits	787,868.00	0.00	787,868.00
27312	Gratuity	97,461.00	0.00	97,461.00
27313	Accumulated Leave	287,567.00	0.00	287,567.00
27314	Medical Facility	402,840.00	0.00	402,840.00
218	Council of Justice	28,436,912.50	0.00	28,436,912.50
	Recurrent	28,436,912.50	0.00	28,436,912.50
21110	Wages and salaries in cash	15,310,963.50	0.00	15,310,963.50
21111	Salary	12,322,533.15	0.00	12,322,533.15
21113	Dearness Allowance	388,500.00	0.00	388,500.00
21119	Other Allowance	2,599,930.35	0.00	2,599,930.35
21120	Wages and salaries in kind	150,000.00	0.00	150,000.00
21121	Clothing	150,000.00	0.00	150,000.00
22110	Utilities	620,786.00	0.00	620,786.00
22111	Water and Electricity	231,737.18	0.00	231,737.18
22112	Communication	389,048.82	0.00	389,048.82
22120	Rent	258,600.00	0.00	258,600.00
22121	House Rent	258,600.00	0.00	258,600.00
22210	Operation & Maintenance of Capital Assets	3,531,781.00	0.00	3,531,781.00
22211	Fuel and Oil - Vehicles	1,699,000.00	0.00	1,699,000.00
22212	Operation & Maintenance	1,682,781.00	0.00	1,682,781.00
22213	Insurance	150,000.00	0.00	150,000.00
22310	Office Materials & Services	2,312,000.00	0.00	2,312,000.00
22311	General Office Expenses	2,312,000.00	0.00	2,312,000.00
22410	Consultancy and Other Services fee	316,915.00	0.00	316,915.00
22411	Consultancy and Services Expenses	316,915.00	0.00	316,915.00
22510	Consultancy and Other Services fee	2,500,000.00	0.00	2,500,000.00
22512	Skill Development and Awareness Training Program	2,500,000.00	0.00	2,500,000.00
22610	Monitoring, Evaluation & Travelling Expenses	571,867.00	0.00	571,867.00
22611	Monitoring & Evaluation Expenses	517,102.00	0.00	517,102.00
22612	Travelling Expenses	54,765.00	0.00	54,765.00
22710	Miscellaneous	2,864,000.00	0.00	2,864,000.00
22711	Miscellaneous	2,864,000.00	0.00	2,864,000.00
301	Prime Minister and Council of Minister's Office	2,822,473,246.84	14,475,000.00	2,836,948,246.84
	Recurrent	2,822,473,246.84	14,475,000.00	2,836,948,246.84
21110	Wages and salaries in cash	211,178,639.49	0.00	211,178,639.49
21111	Salary	165,387,388.22	0.00	165,387,388.22
21112	Local Allowances	1,320,553.00	0.00	1,320,553.00
21113	Dearness Allowance	6,105,729.00	0.00	6,105,729.00
21119	Other Allowance	38,364,969.27	0.00	38,364,969.27
21120	Wages and salaries in kind	12,298,806.34	0.00	12,298,806.34
21121	Clothing	3,802,072.00	0.00	3,802,072.00
21122	Fooding	1,497,543.90	0.00	1,497,543.90
21123	Medical Expense	6,999,190.44	0.00	6,999,190.44
22110	Utilities	11,718,680.57	0.00	11,718,680.57
22111	Water and Electricity	6,864,927.88	0.00	6,864,927.88
22112	Communication	4,853,752.69	0.00	4,853,752.69
22120	Rent	8,292,238.00	0.00	8,292,238.00

Financial Comptroller General Office
Economic Code wise Aggregate Expenditure (Recurrent)

Upto Month: Ashad

Fiscal Year 2070/71

Ministry/Economic Code		Cash	Non Cash	Total Expenditure
22121	House Rent	8,292,238.00	0.00	8,292,238.00
22210	Operation & Maintenance of Capital Assets	45,230,744.50	0.00	45,230,744.50
22211	Fuel and Oil - Vehicles	27,078,979.07	0.00	27,078,979.07
22212	Operation & Maintenance	17,072,126.38	0.00	17,072,126.38
22213	Insurance	1,079,639.05	0.00	1,079,639.05
22310	Office Materials & Services	29,006,573.64	0.00	29,006,573.64
22311	General Office Expenses	28,014,061.64	0.00	28,014,061.64
22313	Books and Materials	336,316.00	0.00	336,316.00
22314	Fuel and Oil - For Administrative Purposes	656,196.00	0.00	656,196.00
22320	Repair and Maintenance of Public Property	2,713,706.69	0.00	2,713,706.69
22321	Repair and Maintenance of Public Property	2,713,706.69	0.00	2,713,706.69
22410	Consultancy and Other Services fee	33,828,871.61	0.00	33,828,871.61
22411	Consultancy and Services Expenses	30,635,934.61	0.00	30,635,934.61
22412	Other Service Fee	3,192,937.00	0.00	3,192,937.00
22510	Consultancy and Other Services fee	6,087,328.00	14,475,000.00	20,562,328.00
22511	Employee Training	431,005.00	0.00	431,005.00
22512	Skill Development and Awareness Training Program	5,656,323.00	14,475,000.00	20,131,323.00
22520	Production Materials and Programme Expenses	21,847,533.80	0.00	21,847,533.80
22521	Production Materials/Services	457,944.00	0.00	457,944.00
22522	Program Expenses	21,389,589.80	0.00	21,389,589.80
22610	Monitoring, Evaluation & Travelling Expenses	28,982,515.00	0.00	28,982,515.00
22611	Monitoring & Evaluation Expenses	24,013,079.00	0.00	24,013,079.00
22612	Travelling Expenses	3,888,286.00	0.00	3,888,286.00
22613	Travelling Expenses of VIPs & Delegations	1,081,150.00	0.00	1,081,150.00
22710	Miscellaneous	19,126,499.15	0.00	19,126,499.15
22711	Miscellaneous	19,126,499.15	0.00	19,126,499.15
26410	Recurrent Grant	150,820,519.78	0.00	150,820,519.78
26411	Unconditional Recurrent Grant to Government Agencies, Committees & Boards	29,815,184.17	0.00	29,815,184.17
26412	Conditional Recurrent Grant to Government Agencies, Committees & Boards	120,505,335.61	0.00	120,505,335.61
26413	Unconditional Recurrent Grant to Other Institutions & Individuals	500,000.00	0.00	500,000.00
26420	Capital Grant	2,238,618,071.27	0.00	2,238,618,071.27
26422	Conditional Recurrent Grant to Government Agencies, Committees & Boards	5,360,823.63	0.00	5,360,823.63
26423	Unconditional Capital Grant to Other Institutions & Individuals	2,233,257,247.64	0.00	2,233,257,247.64
27310	Retirement Benefits	2,722,519.00	0.00	2,722,519.00
27312	Gratuity	338,022.00	0.00	338,022.00
27313	Accumulated Leave	1,159,005.00	0.00	1,159,005.00
27314	Medical Facility	1,225,492.00	0.00	1,225,492.00
305	Ministry of Finance	28,204,920,363.25	452,816,851.90	28,657,737,215.15
	Recurrent	28,204,920,363.25	452,816,851.90	28,657,737,215.15
21110	Wages and salaries in cash	1,669,575,214.21	0.00	1,669,575,214.21
21111	Salary	1,096,167,546.13	0.00	1,096,167,546.13
21112	Local Allowances	14,587,234.96	0.00	14,587,234.96
21113	Dearness Allowance	44,467,453.14	0.00	44,467,453.14
21114	Field Allowance	8,400.00	0.00	8,400.00
21119	Other Allowance	514,344,579.98	0.00	514,344,579.98

Government of Nepal
Ministry of Finance

Financial Comptroller General Office
Economic Code wise Aggregate Expenditure (Recurrent)

Upto Month: Ashad

Fiscal Year 2070/71

Ministry/Economic Code		Cash	Non Cash	Total Expenditure
21120	Wages and salaries in kind	82,650,524.36	0.00	82,650,524.36
21121	Clothing	28,720,000.00	0.00	28,720,000.00
21122	Fooding	72,129.00	0.00	72,129.00
21123	Medical Expense	53,858,395.36	0.00	53,858,395.36
22110	Utilities	75,301,114.68	0.00	75,301,114.68
22111	Water and Electricity	37,742,345.49	0.00	37,742,345.49
22112	Communication	37,558,769.19	0.00	37,558,769.19
22120	Rent	57,333,505.64	0.00	57,333,505.64
22121	House Rent	55,969,641.64	0.00	55,969,641.64
22122	Other Rent	1,363,864.00	0.00	1,363,864.00
22210	Operation & Maintenance of Capital Assets	158,473,628.61	0.00	158,473,628.61
22211	Fuel and Oil - Vehicles	91,875,097.80	0.00	91,875,097.80
22212	Operation & Maintenance	65,889,223.86	0.00	65,889,223.86
22213	Insurance	709,306.95	0.00	709,306.95
22310	Office Materials & Services	503,190,560.09	0.00	503,190,560.09
22311	General Office Expenses	501,799,162.09	0.00	501,799,162.09
22313	Books and Materials	831,912.00	0.00	831,912.00
22314	Fuel and Oil - For Administrative Purposes	559,486.00	0.00	559,486.00
22320	Repair and Maintenance of Public Property	2,350,866.00	0.00	2,350,866.00
22321	Repair and Maintenance of Public Property	2,350,866.00	0.00	2,350,866.00
22410	Consultancy and Other Services fee	168,949,612.47	48,732,820.42	217,682,432.89
22411	Consultancy and Services Expenses	60,735,168.52	48,732,820.42	109,467,988.94
22412	Other Service Fee	108,214,443.95	0.00	108,214,443.95
22510	Consultancy and Other Services fee	31,092,161.50	78,182.04	31,170,343.54
22511	Employee Training	28,725,167.50	0.00	28,725,167.50
22512	Skill Development and Awareness Training Program	2,366,994.00	78,182.04	2,445,176.04
22520	Production Materials and Programme Expenses	161,985,575.07	0.00	161,985,575.07
22522	Program Expenses	161,985,575.07	0.00	161,985,575.07
22610	Monitoring, Evaluation & Travelling Expenses	91,922,559.54	0.00	91,922,559.54
22611	Monitoring & Evaluation Expenses	60,996,462.54	0.00	60,996,462.54
22612	Travelling Expenses	30,926,097.00	0.00	30,926,097.00
22710	Miscellaneous	87,352,150.80	0.00	87,352,150.80
22711	Miscellaneous	87,352,150.80	0.00	87,352,150.80
25110	Operating Subsidy - Non-Financial Public	160,610,566.16	404,005,849.44	564,616,415.60
25111	Operating Subsidy - Non-Financial Corporations	1,233,634.50	404,005,849.44	405,239,483.94
25112	Capital Subsidy - Non-Financial Corporations	159,376,931.66	0.00	159,376,931.66
25210	Subsidies to Non-Financial Enterprises	11,500,000.00	0.00	11,500,000.00
25212	Capital Subsidies to Non-Financial Private Enterprises	11,500,000.00	0.00	11,500,000.00
26210	International Membership Fee & Assistance	270,879,588.11	0.00	270,879,588.11
26211	International Membership Fee & Assistance	270,879,588.11	0.00	270,879,588.11
26410	Recurrent Grant	184,258,417.00	0.00	184,258,417.00
26411	Unconditional Recurrent Grant to Government Agencies, Committees & Boards	8,400,000.00	0.00	8,400,000.00
26412	Conditional Recurrent Grant to Government Agencies, Committees & Boards	175,858,417.00	0.00	175,858,417.00
26420	Capital Grant	25,750,000.00	0.00	25,750,000.00
26423	Unconditional Capital Grant to Other Institutions & Individuals	25,750,000.00	0.00	25,750,000.00
27310	Retirement Benefits	24,411,132,367.01	0.00	24,411,132,367.01
27311	Pensions and Disability Allowance	24,382,838,676.00	0.00	24,382,838,676.00

Financial Comptroller General Office
Economic Code wise Aggregate Expenditure (Recurrent)

Upto Month: Ashad

Fiscal Year 2070/71

Ministry/Economic Code		Cash	Non Cash	Total Expenditure
27312	Gratuity	1,353,384.00	0.00	1,353,384.00
27313	Accumulated Leave	13,295,915.31	0.00	13,295,915.31
27314	Medical Facility	13,644,391.70	0.00	13,644,391.70
28210	Refunds	50,611,952.00	0.00	50,611,952.00
28212	Judicial Refund	2,926,587.00	0.00	2,926,587.00
28213	Other Refund	47,685,365.00	0.00	47,685,365.00
307	Ministry of Industry	1,417,009,641.77	0.00	1,417,009,641.77
	Recurrent	1,417,009,641.77	0.00	1,417,009,641.77
21110	Wages and salaries in cash	388,519,809.60	0.00	388,519,809.60
21111	Salary	363,355,689.04	0.00	363,355,689.04
21112	Local Allowances	7,624,291.41	0.00	7,624,291.41
21113	Dearness Allowance	12,867,117.05	0.00	12,867,117.05
21119	Other Allowance	4,672,712.10	0.00	4,672,712.10
21120	Wages and salaries in kind	22,024,810.63	0.00	22,024,810.63
21121	Clothing	6,464,096.38	0.00	6,464,096.38
21123	Medical Expense	15,560,714.25	0.00	15,560,714.25
22110	Utilities	15,589,466.03	0.00	15,589,466.03
22111	Water and Electricity	9,430,936.32	0.00	9,430,936.32
22112	Communication	6,158,529.71	0.00	6,158,529.71
22120	Rent	7,168,438.50	0.00	7,168,438.50
22121	House Rent	6,181,534.50	0.00	6,181,534.50
22122	Other Rent	986,904.00	0.00	986,904.00
22210	Operation & Maintenance of Capital Assets	31,396,322.61	0.00	31,396,322.61
22211	Fuel and Oil - Vehicles	16,885,200.80	0.00	16,885,200.80
22212	Operation & Maintenance	13,922,230.71	0.00	13,922,230.71
22213	Insurance	588,891.10	0.00	588,891.10
22310	Office Materials & Services	26,877,408.36	0.00	26,877,408.36
22311	General Office Expenses	25,762,125.46	0.00	25,762,125.46
22313	Books and Materials	271,497.40	0.00	271,497.40
22314	Fuel and Oil - For Administrative Purposes	843,785.50	0.00	843,785.50
22320	Repair and Maintenance of Public Property	1,536,747.00	0.00	1,536,747.00
22321	Repair and Maintenance of Public Property	1,536,747.00	0.00	1,536,747.00
22410	Consultancy and Other Services fee	24,921,746.43	0.00	24,921,746.43
22411	Consultancy and Services Expenses	21,669,057.06	0.00	21,669,057.06
22412	Other Service Fee	3,252,689.37	0.00	3,252,689.37
22510	Consultancy and Other Services fee	38,779,323.96	0.00	38,779,323.96
22511	Employee Training	635,585.00	0.00	635,585.00
22512	Skill Development and Awareness Training Program	38,143,738.96	0.00	38,143,738.96
22520	Production Materials and Programme Expenses	273,971,906.19	0.00	273,971,906.19
22522	Program Expenses	273,971,906.19	0.00	273,971,906.19
22610	Monitoring, Evaluation & Travelling Expenses	23,749,061.46	0.00	23,749,061.46
22611	Monitoring & Evaluation Expenses	15,104,979.46	0.00	15,104,979.46
22612	Travelling Expenses	8,233,631.00	0.00	8,233,631.00
22613	Travelling Expenses of VIPs & Delegations	410,451.00	0.00	410,451.00
22710	Miscellaneous	5,947,101.00	0.00	5,947,101.00
22711	Miscellaneous	5,947,101.00	0.00	5,947,101.00
26410	Recurrent Grant	301,000,000.00	0.00	301,000,000.00

Government of Nepal
Ministry of Finance

Financial Comptroller General Office
Economic Code wise Aggregate Expenditure (Recurrent)

Upto Month: Ashad

Fiscal Year 2070/71

Ministry/Economic Code		Cash	Non Cash	Total Expenditure
26411	Unconditional Recurrent Grant to Government Agencies, Committees & Boards	500,000.00	0.00	500,000.00
26412	Conditional Recurrent Grant to Government Agencies, Committees & Boards	300,500,000.00	0.00	300,500,000.00
26420	Capital Grant	30,000,000.00	0.00	30,000,000.00
26423	Unconditional Capital Grant to Other Institutions & Individuals	30,000,000.00	0.00	30,000,000.00
27310	Retirement Benefits	1,891,739.00	0.00	1,891,739.00
27312	Gratuity	594,889.00	0.00	594,889.00
27313	Accumulated Leave	865,498.00	0.00	865,498.00
27314	Medical Facility	431,352.00	0.00	431,352.00
28210	Refunds	223,635,761.00	0.00	223,635,761.00
28213	Other Refund	223,635,761.00	0.00	223,635,761.00
308	Ministry of Energy	818,112,350.02	0.00	818,112,350.02
	Recurrent	818,112,350.02	0.00	818,112,350.02
21110	Wages and salaries in cash	65,563,993.45	0.00	65,563,993.45
21111	Salary	62,141,718.73	0.00	62,141,718.73
21112	Local Allowances	170,900.00	0.00	170,900.00
21113	Dearness Allowance	1,909,302.72	0.00	1,909,302.72
21119	Other Allowance	1,342,072.00	0.00	1,342,072.00
21120	Wages and salaries in kind	4,851,070.00	0.00	4,851,070.00
21121	Clothing	1,109,725.00	0.00	1,109,725.00
21123	Medical Expense	3,741,345.00	0.00	3,741,345.00
22110	Utilities	690,058,754.55	0.00	690,058,754.55
22111	Water and Electricity	687,980,576.80	0.00	687,980,576.80
22112	Communication	2,078,177.75	0.00	2,078,177.75
22120	Rent	10,915,279.14	0.00	10,915,279.14
22121	House Rent	10,292,605.00	0.00	10,292,605.00
22122	Other Rent	622,674.14	0.00	622,674.14
22210	Operation & Maintenance of Capital Assets	12,857,773.25	0.00	12,857,773.25
22211	Fuel and Oil - Vehicles	7,011,949.67	0.00	7,011,949.67
22212	Operation & Maintenance	5,649,503.40	0.00	5,649,503.40
22213	Insurance	196,320.18	0.00	196,320.18
22310	Office Materials & Services	11,704,587.07	0.00	11,704,587.07
22311	General Office Expenses	11,645,967.07	0.00	11,645,967.07
22313	Books and Materials	36,239.00	0.00	36,239.00
22314	Fuel and Oil - For Administrative Purposes	22,381.00	0.00	22,381.00
22320	Repair and Maintenance of Public Property	547,593.00	0.00	547,593.00
22321	Repair and Maintenance of Public Property	547,593.00	0.00	547,593.00
22410	Consultancy and Other Services fee	8,635,294.31	0.00	8,635,294.31
22411	Consultancy and Services Expenses	1,826,429.75	0.00	1,826,429.75
22412	Other Service Fee	6,808,864.56	0.00	6,808,864.56
22510	Consultancy and Other Services fee	1,156,585.59	0.00	1,156,585.59
22511	Employee Training	731,932.59	0.00	731,932.59
22512	Skill Development and Awareness Training Program	424,653.00	0.00	424,653.00
22520	Production Materials and Programme Expenses	1,262,266.25	0.00	1,262,266.25
22522	Program Expenses	1,262,266.25	0.00	1,262,266.25
22610	Monitoring, Evaluation & Travelling Expenses	5,071,682.00	0.00	5,071,682.00
22611	Monitoring & Evaluation Expenses	4,157,870.00	0.00	4,157,870.00

Financial Comptroller General Office
Economic Code wise Aggregate Expenditure (Recurrent)

Upto Month: Ashad

Fiscal Year 2070/71

Ministry/Economic Code		Cash	Non Cash	Total Expenditure	
	22612	Travelling Expenses	913,812.00	0.00	913,812.00
	22710	Miscellaneous	2,855,209.41	0.00	2,855,209.41
	22711	Miscellaneous	2,855,209.41	0.00	2,855,209.41
	26410	Recurrent Grant	500,000.00	0.00	500,000.00
	26412	Conditional Recurrent Grant to Government Agencies, Committees & Boards	500,000.00	0.00	500,000.00
	27310	Retirement Benefits	796,262.00	0.00	796,262.00
	27313	Accumulated Leave	540,518.00	0.00	540,518.00
	27314	Medical Facility	255,744.00	0.00	255,744.00
	28210	Refunds	1,336,000.00	0.00	1,336,000.00
	28213	Other Refund	1,336,000.00	0.00	1,336,000.00
311		Ministry of Law, Justice, Constituent Assembly and	110,253,651.16	0.00	110,253,651.16
		Recurrent	110,253,651.16	0.00	110,253,651.16
	21110	Wages and salaries in cash	35,670,109.71	0.00	35,670,109.71
	21111	Salary	33,546,194.21	0.00	33,546,194.21
	21113	Dearness Allowance	1,226,919.50	0.00	1,226,919.50
	21119	Other Allowance	896,996.00	0.00	896,996.00
	21120	Wages and salaries in kind	1,747,688.50	0.00	1,747,688.50
	21121	Clothing	765,000.00	0.00	765,000.00
	21123	Medical Expense	982,688.50	0.00	982,688.50
	22110	Utilities	2,004,281.62	0.00	2,004,281.62
	22111	Water and Electricity	1,410,557.83	0.00	1,410,557.83
	22112	Communication	593,723.79	0.00	593,723.79
	22210	Operation & Maintenance of Capital Assets	5,936,200.22	0.00	5,936,200.22
	22211	Fuel and Oil - Vehicles	3,562,721.97	0.00	3,562,721.97
	22212	Operation & Maintenance	2,210,975.15	0.00	2,210,975.15
	22213	Insurance	162,503.10	0.00	162,503.10
	22310	Office Materials & Services	4,063,165.58	0.00	4,063,165.58
	22311	General Office Expenses	3,679,494.58	0.00	3,679,494.58
	22313	Books and Materials	383,671.00	0.00	383,671.00
	22410	Consultancy and Other Services fee	4,433,188.42	0.00	4,433,188.42
	22411	Consultancy and Services Expenses	3,806,050.00	0.00	3,806,050.00
	22412	Other Service Fee	627,138.42	0.00	627,138.42
	22510	Consultancy and Other Services fee	13,153,750.00	0.00	13,153,750.00
	22511	Employee Training	13,153,750.00	0.00	13,153,750.00
	22520	Production Materials and Programme Expenses	16,486,204.11	0.00	16,486,204.11
	22522	Program Expenses	16,486,204.11	0.00	16,486,204.11
	22610	Monitoring, Evaluation & Travelling Expenses	1,610,732.00	0.00	1,610,732.00
	22611	Monitoring & Evaluation Expenses	1,321,352.00	0.00	1,321,352.00
	22612	Travelling Expenses	67,550.00	0.00	67,550.00
	22613	Travelling Expenses of VIPs & Delegations	221,830.00	0.00	221,830.00
	22710	Miscellaneous	898,331.00	0.00	898,331.00
	22711	Miscellaneous	898,331.00	0.00	898,331.00
	25210	Subsidies to Non-Financial Enterprises	5,000,000.00	0.00	5,000,000.00
	25212	Capital Subsidies to Non-Financial Private Enterprises	5,000,000.00	0.00	5,000,000.00
	26410	Recurrent Grant	19,250,000.00	0.00	19,250,000.00
	26411	Unconditional Recurrent Grant to Government Agencies, Committees & Boards	18,750,000.00	0.00	18,750,000.00
	26412	Conditional Recurrent Grant to Government Agencies, Committees & Boards	500,000.00	0.00	500,000.00

Financial Comptroller General Office
Economic Code wise Aggregate Expenditure (Recurrent)

Upto Month: Ashad

Fiscal Year 2070/71

Ministry/Economic Code		Cash	Non Cash	Total Expenditure
27310	Retirement Benefits	0.00	0.00	0.00
27313	Accumulated Leave	0.00	0.00	0.00
27314	Medical Facility	0.00	0.00	0.00
312	Ministry of Agriculture Development	13,744,293,649.56	456,328,002.75	14,200,621,652.31
	Recurrent	13,744,293,649.56	456,328,002.75	14,200,621,652.31
21110	Wages and salaries in cash	834,352,631.98	12,000.00	834,364,631.98
21111	Salary	771,977,565.57	0.00	771,977,565.57
21112	Local Allowances	6,198,029.08	0.00	6,198,029.08
21113	Dearness Allowance	28,750,415.96	0.00	28,750,415.96
21114	Field Allowance	912,234.57	0.00	912,234.57
21119	Other Allowance	26,514,386.80	12,000.00	26,526,386.80
21120	Wages and salaries in kind	83,374,624.90	0.00	83,374,624.90
21121	Clothing	19,734,557.50	0.00	19,734,557.50
21123	Medical Expense	63,640,067.40	0.00	63,640,067.40
22110	Utilities	53,110,280.34	450,136.84	53,560,417.18
22111	Water and Electricity	31,814,173.33	304,990.60	32,119,163.93
22112	Communication	21,296,107.01	145,146.24	21,441,253.25
22120	Rent	19,818,080.76	0.00	19,818,080.76
22121	House Rent	17,626,599.26	0.00	17,626,599.26
22122	Other Rent	2,191,481.50	0.00	2,191,481.50
22210	Operation & Maintenance of Capital Assets	213,129,109.52	4,390,137.06	217,519,246.58
22211	Fuel and Oil - Vehicles	110,934,274.03	2,658,999.96	113,593,273.99
22212	Operation & Maintenance	99,390,101.99	1,731,137.10	101,121,239.09
22213	Insurance	2,804,733.50	0.00	2,804,733.50
22310	Office Materials & Services	122,786,795.71	2,945,097.36	125,731,893.07
22311	General Office Expenses	110,397,374.55	2,945,097.36	113,342,471.91
22312	Feedds for Animals & Birds	2,226,036.00	0.00	2,226,036.00
22313	Books and Materials	1,204,471.00	0.00	1,204,471.00
22314	Fuel and Oil - For Administrative Purposes	8,958,914.16	0.00	8,958,914.16
22320	Repair and Maintenance of Public Property	11,283,102.32	0.00	11,283,102.32
22321	Repair and Maintenance of Public Property	11,283,102.32	0.00	11,283,102.32
22410	Consultancy and Other Services fee	269,576,767.18	280,010,683.98	549,587,451.16
22411	Consultancy and Services Expenses	185,760,480.02	280,010,683.98	465,771,164.00
22412	Other Service Fee	83,816,287.16	0.00	83,816,287.16
22510	Consultancy and Other Services fee	233,105,082.47	4,707,731.00	237,812,813.47
22511	Employee Training	12,403,520.00	1,857,800.00	14,261,320.00
22512	Skill Development and Awareness Training Program	220,701,562.47	2,849,931.00	223,551,493.47
22520	Production Materials and Programme Expenses	1,431,520,637.82	12,696,099.50	1,444,216,737.32
22521	Production Materials/Services	233,070,442.75	0.00	233,070,442.75
22522	Program Expenses	1,198,450,195.07	12,696,099.50	1,211,146,294.57
22530	Medicines	6,256,161.73	0.00	6,256,161.73
22531	Medicine Purchases	6,256,161.73	0.00	6,256,161.73
22610	Monitoring, Evaluation & Travelling Expenses	260,133,281.21	3,654,469.00	263,787,750.21
22611	Monitoring & Evaluation Expenses	138,041,033.71	3,654,469.00	141,695,502.71
22612	Travelling Expenses	122,092,247.50	0.00	122,092,247.50
22710	Miscellaneous	19,521,318.74	685,349.90	20,206,668.64
22711	Miscellaneous	19,521,318.74	685,349.90	20,206,668.64

Financial Comptroller General Office
Economic Code wise Aggregate Expenditure (Recurrent)

Upto Month: Ashad

Fiscal Year 2070/71

Ministry/Economic Code		Cash	Non Cash	Total Expenditure
25110	Operating Subsidy - Non-Financial Public	17,307,999.29	0.00	17,307,999.29
25111	Operating Subsidy - Non-Financial Corporations	17,307,999.29	0.00	17,307,999.29
26210	International Membership Fee& Assistance	1,000,000.00	0.00	1,000,000.00
26211	International Membership Fee& Assistance	1,000,000.00	0.00	1,000,000.00
26310	Recurrent Grant to Local Body	660,414,472.49	0.00	660,414,472.49
26312	Conditional Recurrent Grant to Local Bodies	660,414,472.49	0.00	660,414,472.49
26320	Capital Grant to Local Body	33,153,272.87	0.00	33,153,272.87
26322	Conditional Capital Grant to Local Bodies	33,153,272.87	0.00	33,153,272.87
26410	Recurrent Grant	8,500,799,548.52	102,668,968.70	8,603,468,517.22
26411	Unconditional Recurrent Grant to Government Agencies,Committees & Boards	2,654,466.00	0.00	2,654,466.00
26412	Conditional Recurrent Grant to Government Agencies,Committees & Boards	7,753,415,421.37	77,708,904.02	7,831,124,325.39
26413	Unconditional Recurrent Grant to Other Institutions & Individuals	744,729,661.15	24,960,064.68	769,689,725.83
26420	Capital Grant	893,255,332.69	44,107,329.41	937,362,662.10
26422	Conditional Recurrent Grant to Government Agencies,Committees & Boards	31,368,000.00	0.00	31,368,000.00
26423	Unconditional Capital Grant to Other Institutions & Individuals	861,887,332.69	44,107,329.41	905,994,662.10
27210	Scholarships	31,938,490.00	0.00	31,938,490.00
27211	Scholarships	31,938,490.00	0.00	31,938,490.00
27310	Retirement Benefits	48,456,659.02	0.00	48,456,659.02
27311	Pensions and Disability Allowance	0.00	0.00	0.00
27312	Gratuity	2,344,934.20	0.00	2,344,934.20
27313	Accumulated Leave	21,110,678.91	0.00	21,110,678.91
27314	Medical Facility	25,001,045.91	0.00	25,001,045.91
314	Ministry of Home	36,891,151,129.46	0.00	36,891,151,129.46
	Recurrent	36,891,151,129.46	0.00	36,891,151,129.46
21110	Wages and salaries in cash	23,758,924,482.77	0.00	23,758,924,482.77
21111	Salary	21,904,943,127.49	0.00	21,904,943,127.49
21112	Local Allowances	230,012,167.50	0.00	230,012,167.50
21113	Dearness Allowance	1,230,721,129.66	0.00	1,230,721,129.66
21119	Other Allowance	393,248,058.12	0.00	393,248,058.12
21120	Wages and salaries in kind	7,491,262,896.62	0.00	7,491,262,896.62
21121	Clothing	1,006,446,448.36	0.00	1,006,446,448.36
21122	Fooding	6,013,037,961.32	0.00	6,013,037,961.32
21123	Medical Expense	471,778,486.94	0.00	471,778,486.94
22110	Utilities	301,963,328.98	0.00	301,963,328.98
22111	Water and Electricity	190,259,977.01	0.00	190,259,977.01
22112	Communication	111,703,351.97	0.00	111,703,351.97
22120	Rent	257,927,261.66	0.00	257,927,261.66
22121	House Rent	74,337,907.42	0.00	74,337,907.42
22122	Other Rent	183,589,354.24	0.00	183,589,354.24
22210	Operation & Maintenance of Capital Assets	1,049,907,672.87	0.00	1,049,907,672.87
22211	Fuel and Oil - Vehicles	785,892,114.86	0.00	785,892,114.86
22212	Operation & Maintenance	249,367,954.56	0.00	249,367,954.56
22213	Insurance	14,647,603.45	0.00	14,647,603.45
22310	Office Materials & Services	446,911,723.60	0.00	446,911,723.60
22311	General Office Expenses	371,712,622.74	0.00	371,712,622.74
22312	Feedds for Animals & Birds	19,019,539.72	0.00	19,019,539.72

Government of Nepal

Ministry of Finance

Financial Comptroller General Office
Economic Code wise Aggregate Expenditure (Recurrent)

Upto Month: Ashad

Fiscal Year 2070/71

Ministry/Economic Code	Cash	Non Cash	Total Expenditure
22313 Books and Materials	1,150,000.00	0.00	1,150,000.00
22314 Fuel and Oil - For Administrative Purposes	55,029,561.14	0.00	55,029,561.14
22320 Repair and Maintenance of Public Property	100,000.00	0.00	100,000.00
22321 Repair and Maintenance of Public Property	100,000.00	0.00	100,000.00
22410 Consultancy and Other Services fee	133,983,395.58	0.00	133,983,395.58
22411 Consultancy and Services Expenses	35,476,081.60	0.00	35,476,081.60
22412 Other Service Fee	98,507,313.98	0.00	98,507,313.98
22510 Consultancy and Other Services fee	118,650,750.25	0.00	118,650,750.25
22511 Employee Training	112,777,195.25	0.00	112,777,195.25
22512 Skill Development and Awareness Training Program	5,873,555.00	0.00	5,873,555.00
22520 Production Materials and Programme Expenses	51,427,017.42	0.00	51,427,017.42
22522 Program Expenses	51,427,017.42	0.00	51,427,017.42
22530 Medicines	155,552,226.83	0.00	155,552,226.83
22531 Medicine Purchases	155,552,226.83	0.00	155,552,226.83
22610 Monitoring, Evaluation & Travelling Expenses	836,361,326.72	0.00	836,361,326.72
22611 Monitoring & Evaluation Expenses	199,730,696.00	0.00	199,730,696.00
22612 Travelling Expenses	629,783,454.72	0.00	629,783,454.72
22614 Other Travelling Expenses	6,847,176.00	0.00	6,847,176.00
22710 Miscellaneous	158,226,791.65	0.00	158,226,791.65
22711 Miscellaneous	158,226,791.65	0.00	158,226,791.65
26320 Capital Grant to Local Body	46,232,000.00	0.00	46,232,000.00
26322 Conditional Capital Grant to Local Bodies	46,232,000.00	0.00	46,232,000.00
26410 Recurrent Grant	481,692,763.62	0.00	481,692,763.62
26411 Unconditional Recurrent Grant to Government Agencies, Committees & Boards	118,789,137.99	0.00	118,789,137.99
26412 Conditional Recurrent Grant to Government Agencies, Committees & Boards	290,553,222.30	0.00	290,553,222.30
26413 Unconditional Recurrent Grant to Other Institutions & Individuals	72,350,403.33	0.00	72,350,403.33
26420 Capital Grant	632,500,000.00	0.00	632,500,000.00
26423 Unconditional Capital Grant to Other Institutions & Individuals	632,500,000.00	0.00	632,500,000.00
27110 Social Security	575,338,474.54	0.00	575,338,474.54
27111 Conditional Social Security Subsidy	575,338,474.54	0.00	575,338,474.54
27210 Scholarships	19,081,815.00	0.00	19,081,815.00
27211 Scholarships	19,081,815.00	0.00	19,081,815.00
27310 Retirement Benefits	375,027,476.35	0.00	375,027,476.35
27311 Pensions and Disability Allowance	9,155,586.00	0.00	9,155,586.00
27312 Gratuity	82,415,475.14	0.00	82,415,475.14
27313 Accumulated Leave	124,827,462.98	0.00	124,827,462.98
27314 Medical Facility	158,628,952.23	0.00	158,628,952.23
28210 Refunds	79,725.00	0.00	79,725.00
28212 Judicial Refund	54,725.00	0.00	54,725.00
28213 Other Refund	25,000.00	0.00	25,000.00
325 Ministry of Culture, Tourism and Civil Aviation	2,563,229,472.33	51,524,262.24	2,614,753,734.57
Recurrent	2,563,229,472.33	51,524,262.24	2,614,753,734.57
21110 Wages and salaries in cash	227,221,982.37	0.00	227,221,982.37
21111 Salary	214,901,176.13	0.00	214,901,176.13
21112 Local Allowances	1,055,843.00	0.00	1,055,843.00
21113 Dearness Allowance	9,634,563.24	0.00	9,634,563.24

Government of Nepal
Ministry of Finance

Financial Comptroller General Office
Economic Code wise Aggregate Expenditure (Recurrent)

Upto Month: Ashad

Fiscal Year 2070/71

Ministry/Economic Code		Cash	Non Cash	Total Expenditure
21119	Other Allowance	1,630,400.00	0.00	1,630,400.00
21120	Wages and salaries in kind	13,178,650.52	0.00	13,178,650.52
21121	Clothing	5,161,200.00	0.00	5,161,200.00
21122	Fooding	4,875,013.72	0.00	4,875,013.72
21123	Medical Expense	3,142,436.80	0.00	3,142,436.80
22110	Utilities	10,698,772.65	0.00	10,698,772.65
22111	Water and Electricity	8,269,138.58	0.00	8,269,138.58
22112	Communication	2,429,634.07	0.00	2,429,634.07
22120	Rent	2,728,701.98	0.00	2,728,701.98
22121	House Rent	2,728,701.98	0.00	2,728,701.98
22210	Operation & Maintenance of Capital Assets	13,919,493.87	0.00	13,919,493.87
22211	Fuel and Oil - Vehicles	7,046,114.49	0.00	7,046,114.49
22212	Operation & Maintenance	6,670,634.98	0.00	6,670,634.98
22213	Insurance	202,744.40	0.00	202,744.40
22310	Office Materials & Services	14,197,275.82	0.00	14,197,275.82
22311	General Office Expenses	13,720,424.82	0.00	13,720,424.82
22312	Feedds for Animals & Birds	60,000.00	0.00	60,000.00
22313	Books and Materials	248,266.50	0.00	248,266.50
22314	Fuel and Oil - For Administrative Purposes	168,584.50	0.00	168,584.50
22320	Repair and Maintenance of Public Property	2,651,490.77	0.00	2,651,490.77
22321	Repair and Maintenance of Public Property	2,651,490.77	0.00	2,651,490.77
22410	Consultancy and Other Services fee	30,030,802.95	0.00	30,030,802.95
22411	Consultancy and Services Expenses	15,797,300.25	0.00	15,797,300.25
22412	Other Service Fee	14,233,502.70	0.00	14,233,502.70
22510	Consultancy and Other Services fee	2,958,757.00	0.00	2,958,757.00
22511	Employee Training	591,141.00	0.00	591,141.00
22512	Skill Development and Awareness Training Program	2,367,616.00	0.00	2,367,616.00
22520	Production Materials and Programme Expenses	31,934,756.44	0.00	31,934,756.44
22521	Production Materials/Services	1,499,114.50	0.00	1,499,114.50
22522	Program Expenses	30,435,641.94	0.00	30,435,641.94
22610	Monitoring, Evaluation & Travelling Expenses	20,062,309.00	0.00	20,062,309.00
22611	Monitoring & Evaluation Expenses	8,664,572.00	0.00	8,664,572.00
22612	Travelling Expenses	10,360,649.00	0.00	10,360,649.00
22613	Travelling Expenses of VIPs & Delegations	1,037,088.00	0.00	1,037,088.00
22710	Miscellaneous	3,339,195.66	0.00	3,339,195.66
22711	Miscellaneous	3,339,195.66	0.00	3,339,195.66
25210	Subsidies to Non-Financial Enterprises	15,100,000.00	0.00	15,100,000.00
25212	Capital Subsidies to Non-Financial Private Enterprises	15,100,000.00	0.00	15,100,000.00
26320	Capital Grant to Local Body	14,998,451.76	0.00	14,998,451.76
26322	Conditional Capital Grant to Local Bodies	14,998,451.76	0.00	14,998,451.76
26410	Recurrent Grant	268,795,484.00	0.00	268,795,484.00
26411	Unconditional Recurrent Grant to Government Agencies, Committees & Boards	178,722,053.00	0.00	178,722,053.00
26412	Conditional Recurrent Grant to Government Agencies, Committees & Boards	50,435,000.00	0.00	50,435,000.00
26413	Unconditional Recurrent Grant to Other Institutions & Individuals	39,638,431.00	0.00	39,638,431.00
26420	Capital Grant	1,888,453,963.54	51,524,262.24	1,939,978,225.78
26422	Conditional Recurrent Grant to Government Agencies, Committees & Boards	162,870,000.00	51,524,262.24	214,394,262.24

Government of Nepal
Ministry of Finance

Financial Comptroller General Office
Economic Code wise Aggregate Expenditure (Recurrent)

Upto Month: Ashad

Fiscal Year 2070/71

Ministry/Economic Code		Cash	Non Cash	Total Expenditure
26423	Unconditional Capital Grant to Other Institutions & Individuals	1,725,583,963.54	0.00	1,725,583,963.54
27310	Retirement Benefits	1,977,101.00	0.00	1,977,101.00
27313	Accumulated Leave	1,246,700.00	0.00	1,246,700.00
27314	Medical Facility	730,401.00	0.00	730,401.00
28210	Refunds	982,283.00	0.00	982,283.00
28213	Other Refund	982,283.00	0.00	982,283.00
326	Ministry of Foreign Affairs	2,640,158,195.52	0.00	2,640,158,195.52
	Recurrent	2,640,158,195.52	0.00	2,640,158,195.52
21110	Wages and salaries in cash	1,009,093,359.58	0.00	1,009,093,359.58
21111	Salary	380,534,701.35	0.00	380,534,701.35
21113	Dearness Allowance	4,413,357.00	0.00	4,413,357.00
21119	Other Allowance	624,145,301.23	0.00	624,145,301.23
21120	Wages and salaries in kind	7,178,080.32	0.00	7,178,080.32
21121	Clothing	2,609,500.00	0.00	2,609,500.00
21123	Medical Expense	4,568,580.32	0.00	4,568,580.32
22110	Utilities	109,282,779.92	0.00	109,282,779.92
22111	Water and Electricity	63,577,760.29	0.00	63,577,760.29
22112	Communication	45,705,019.63	0.00	45,705,019.63
22120	Rent	587,664,750.00	0.00	587,664,750.00
22121	House Rent	587,664,750.00	0.00	587,664,750.00
22210	Operation & Maintenance of Capital Assets	81,919,215.42	0.00	81,919,215.42
22211	Fuel and Oil - Vehicles	47,963,728.92	0.00	47,963,728.92
22212	Operation & Maintenance	33,955,486.50	0.00	33,955,486.50
22310	Office Materials & Services	359,058,643.36	0.00	359,058,643.36
22311	General Office Expenses	359,058,643.36	0.00	359,058,643.36
22410	Consultancy and Other Services fee	24,052,986.72	0.00	24,052,986.72
22411	Consultancy and Services Expenses	24,052,986.72	0.00	24,052,986.72
22520	Production Materials and Programme Expenses	76,524,578.01	0.00	76,524,578.01
22522	Program Expenses	76,524,578.01	0.00	76,524,578.01
22610	Monitoring, Evaluation & Travelling Expenses	141,719,769.47	0.00	141,719,769.47
22611	Monitoring & Evaluation Expenses	60,404,050.55	0.00	60,404,050.55
22612	Travelling Expenses	60,612,309.44	0.00	60,612,309.44
22613	Travelling Expenses of VIPs & Delegations	20,703,409.48	0.00	20,703,409.48
22710	Miscellaneous	226,525,775.19	0.00	226,525,775.19
22711	Miscellaneous	226,525,775.19	0.00	226,525,775.19
26410	Recurrent Grant	17,138,257.53	0.00	17,138,257.53
26411	Unconditional Recurrent Grant to Government Agencies, Committees & Boards	9,679,221.03	0.00	9,679,221.03
26412	Conditional Recurrent Grant to Government Agencies, Committees & Boards	7,459,036.50	0.00	7,459,036.50
329	Ministry of Forestry and Soil Conservation	3,745,660,370.73	235,731,452.75	3,981,391,823.48
	Recurrent	3,745,660,370.73	235,731,452.75	3,981,391,823.48
21110	Wages and salaries in cash	2,249,073,120.97	1,112,349.99	2,250,185,470.96
21111	Salary	2,094,251,893.46	913,349.99	2,095,165,243.45
21112	Local Allowances	47,429,557.03	0.00	47,429,557.03
21113	Dearness Allowance	97,385,166.14	0.00	97,385,166.14
21119	Other Allowance	10,006,504.34	199,000.00	10,205,504.34
21120	Wages and salaries in kind	466,247,336.51	0.00	466,247,336.51
21121	Clothing	56,312,347.00	0.00	56,312,347.00

Financial Comptroller General Office
Economic Code wise Aggregate Expenditure (Recurrent)

Upto Month: Ashad

Fiscal Year 2070/71

Ministry/Economic Code		Cash	Non Cash	Total Expenditure
21122	Fooding	327,622,096.51	0.00	327,622,096.51
21123	Medical Expense	82,312,893.00	0.00	82,312,893.00
22110	Utilities	32,161,724.03	212,138.00	32,373,862.03
22111	Water and Electricity	18,486,104.88	43,330.00	18,529,434.88
22112	Communication	13,675,619.15	168,808.00	13,844,427.15
22120	Rent	18,225,748.70	0.00	18,225,748.70
22121	House Rent	17,296,414.00	0.00	17,296,414.00
22122	Other Rent	929,334.70	0.00	929,334.70
22210	Operation & Maintenance of Capital Assets	67,663,135.56	2,389,215.98	70,052,351.54
22211	Fuel and Oil - Vehicles	38,524,013.89	1,190,208.98	39,714,222.87
22212	Operation & Maintenance	27,778,419.55	1,192,527.00	28,970,946.55
22213	Insurance	1,360,702.12	6,480.00	1,367,182.12
22310	Office Materials & Services	65,560,169.20	2,541,894.35	68,102,063.55
22311	General Office Expenses	44,128,418.82	2,434,032.35	46,562,451.17
22312	Feedds for Animals & Birds	19,535,541.13	0.00	19,535,541.13
22313	Books and Materials	225,514.00	0.00	225,514.00
22314	Fuel and Oil - For Administrative Purposes	1,670,695.25	107,862.00	1,778,557.25
22320	Repair and Maintenance of Public Property	37,748,748.13	0.00	37,748,748.13
22321	Repair and Maintenance of Public Property	37,748,748.13	0.00	37,748,748.13
22410	Consultancy and Other Services fee	59,205,473.49	123,975,034.37	183,180,507.86
22411	Consultancy and Services Expenses	28,184,753.64	97,717,643.47	125,902,397.11
22412	Other Service Fee	31,020,719.85	26,257,390.90	57,278,110.75
22510	Consultancy and Other Services fee	78,977,504.03	14,526,920.00	93,504,424.03
22511	Employee Training	16,724,032.17	1,530,660.00	18,254,692.17
22512	Skill Development and Awareness Training Program	62,253,471.86	12,996,260.00	75,249,731.86
22520	Production Materials and Programme Expenses	174,534,374.64	84,854,400.75	259,388,775.39
22521	Production Materials/Services	2,048,745.00	0.00	2,048,745.00
22522	Program Expenses	172,485,629.64	84,854,400.75	257,340,030.39
22530	Medicines	2,687,935.42	0.00	2,687,935.42
22531	Medicine Purchases	2,687,935.42	0.00	2,687,935.42
22610	Monitoring, Evaluation & Travelling Expenses	69,740,614.90	569,950.96	70,310,565.86
22611	Monitoring & Evaluation Expenses	51,775,175.90	569,950.96	52,345,126.86
22612	Travelling Expenses	17,870,211.00	0.00	17,870,211.00
22613	Travelling Expenses of VIPs & Delegations	95,228.00	0.00	95,228.00
22710	Miscellaneous	5,561,295.00	5,071,548.35	10,632,843.35
22711	Miscellaneous	5,561,295.00	5,071,548.35	10,632,843.35
26410	Recurrent Grant	301,512,692.72	0.00	301,512,692.72
26411	Unconditional Recurrent Grant to Government Agencies, Committees & Boards	94,422,707.00	0.00	94,422,707.00
26412	Conditional Recurrent Grant to Government Agencies, Committees & Boards	193,029,798.72	0.00	193,029,798.72
26413	Unconditional Recurrent Grant to Other Institutions & Individuals	14,060,187.00	0.00	14,060,187.00
26420	Capital Grant	51,403,521.20	0.00	51,403,521.20
26422	Conditional Recurrent Grant to Government Agencies, Committees & Boards	25,000,000.00	0.00	25,000,000.00
26423	Unconditional Capital Grant to Other Institutions & Individuals	26,403,521.20	0.00	26,403,521.20
27210	Scholarships	0.00	478,000.00	478,000.00
27211	Scholarships	0.00	478,000.00	478,000.00
27310	Retirement Benefits	65,356,976.23	0.00	65,356,976.23

Financial Comptroller General Office
Economic Code wise Aggregate Expenditure (Recurrent)

Upto Month: Ashad

Fiscal Year 2070/71

Ministry/Economic Code		Cash	Non Cash	Total Expenditure
27311	Pensions and Disability Allowance	0.00	0.00	0.00
27312	Gratuity	5,016,713.06	0.00	5,016,713.06
27313	Accumulated Leave	23,665,575.17	0.00	23,665,575.17
27314	Medical Facility	36,674,688.00	0.00	36,674,688.00
330	Ministry of Commerce and Supply	849,888,278.56	0.00	849,888,278.56
	Recurrent	849,888,278.56	0.00	849,888,278.56
21110	Wages and salaries in cash	72,555,987.16	0.00	72,555,987.16
21111	Salary	68,381,556.62	0.00	68,381,556.62
21113	Dearness Allowance	2,492,855.54	0.00	2,492,855.54
21119	Other Allowance	1,681,575.00	0.00	1,681,575.00
21120	Wages and salaries in kind	5,677,322.24	0.00	5,677,322.24
21121	Clothing	1,245,000.00	0.00	1,245,000.00
21123	Medical Expense	4,432,322.24	0.00	4,432,322.24
22110	Utilities	3,119,708.12	0.00	3,119,708.12
22111	Water and Electricity	1,709,748.96	0.00	1,709,748.96
22112	Communication	1,409,959.16	0.00	1,409,959.16
22120	Rent	2,434,506.00	0.00	2,434,506.00
22121	House Rent	2,434,506.00	0.00	2,434,506.00
22210	Operation & Maintenance of Capital Assets	8,997,503.94	0.00	8,997,503.94
22211	Fuel and Oil - Vehicles	4,693,320.54	0.00	4,693,320.54
22212	Operation & Maintenance	4,121,564.30	0.00	4,121,564.30
22213	Insurance	182,619.10	0.00	182,619.10
22310	Office Materials & Services	8,785,471.70	0.00	8,785,471.70
22311	General Office Expenses	8,528,544.70	0.00	8,528,544.70
22313	Books and Materials	239,928.00	0.00	239,928.00
22314	Fuel and Oil - For Administrative Purposes	16,999.00	0.00	16,999.00
22320	Repair and Maintenance of Public Property	498,703.00	0.00	498,703.00
22321	Repair and Maintenance of Public Property	498,703.00	0.00	498,703.00
22410	Consultancy and Other Services fee	7,702,018.09	0.00	7,702,018.09
22411	Consultancy and Services Expenses	6,158,336.09	0.00	6,158,336.09
22412	Other Service Fee	1,543,682.00	0.00	1,543,682.00
22510	Consultancy and Other Services fee	17,115,771.67	0.00	17,115,771.67
22511	Employee Training	75,000.00	0.00	75,000.00
22512	Skill Development and Awareness Training Program	17,040,771.67	0.00	17,040,771.67
22520	Production Materials and Programme Expenses	151,015,585.99	0.00	151,015,585.99
22522	Program Expenses	151,015,585.99	0.00	151,015,585.99
22610	Monitoring, Evaluation & Travelling Expenses	10,799,313.25	0.00	10,799,313.25
22611	Monitoring & Evaluation Expenses	5,714,359.50	0.00	5,714,359.50
22612	Travelling Expenses	322,935.00	0.00	322,935.00
22613	Travelling Expenses of VIPs & Delegations	4,762,018.75	0.00	4,762,018.75
22710	Miscellaneous	2,454,022.40	0.00	2,454,022.40
22711	Miscellaneous	2,454,022.40	0.00	2,454,022.40
25110	Operating Subsidy - Non-Financial Public Corporations	451,845,000.00	0.00	451,845,000.00
25111	Operating Subsidy - Non-Financial Corporations	432,845,000.00	0.00	432,845,000.00
25112	Capital Subsidy - Non-Financial Corporations	19,000,000.00	0.00	19,000,000.00
26410	Recurrent Grant	1,600,000.00	0.00	1,600,000.00
26411	Unconditional Recurrent Grant to Government Agencies, Committees & Boards	1,100,000.00	0.00	1,100,000.00

Government of Nepal
Ministry of Finance

Financial Comptroller General Office
Economic Code wise Aggregate Expenditure (Recurrent)

Upto Month: Ashad

Fiscal Year 2070/71

Ministry/Economic Code		Cash	Non Cash	Total Expenditure
26412	Conditional Recurrent Grant to Government	500,000.00	0.00	500,000.00
	Agencies, Committees & Boards			
26420	Capital Grant	100,000,000.00	0.00	100,000,000.00
26423	Unconditional Capital Grant to Other Institutions & Individuals	100,000,000.00	0.00	100,000,000.00
27310	Retirement Benefits	5,287,365.00	0.00	5,287,365.00
27311	Pensions and Disability Allowance	5,287,365.00	0.00	5,287,365.00
331	Ministry of Environment, Science and Technology	2,101,302,787.07	1,609,002,478.00	3,710,305,265.07
	Recurrent	2,101,302,787.07	1,609,002,478.00	3,710,305,265.07
21110	Wages and salaries in cash	147,329,839.62	0.00	147,329,839.62
21111	Salary	142,006,101.78	0.00	142,006,101.78
21112	Local Allowances	133,000.00	0.00	133,000.00
21113	Dearness Allowance	3,781,837.84	0.00	3,781,837.84
21119	Other Allowance	1,408,900.00	0.00	1,408,900.00
21120	Wages and salaries in kind	7,635,272.00	0.00	7,635,272.00
21121	Clothing	2,490,112.00	0.00	2,490,112.00
21123	Medical Expense	5,145,160.00	0.00	5,145,160.00
22110	Utilities	18,192,271.17	0.00	18,192,271.17
22111	Water and Electricity	11,092,232.48	0.00	11,092,232.48
22112	Communication	7,100,038.69	0.00	7,100,038.69
22120	Rent	9,284,693.00	0.00	9,284,693.00
22121	House Rent	9,284,693.00	0.00	9,284,693.00
22210	Operation & Maintenance of Capital Assets	18,250,242.67	0.00	18,250,242.67
22211	Fuel and Oil - Vehicles	10,782,230.73	0.00	10,782,230.73
22212	Operation & Maintenance	7,211,506.75	0.00	7,211,506.75
22213	Insurance	256,505.19	0.00	256,505.19
22310	Office Materials & Services	18,965,678.92	0.00	18,965,678.92
22311	General Office Expenses	18,334,932.22	0.00	18,334,932.22
22314	Fuel and Oil - For Administrative Purposes	630,746.70	0.00	630,746.70
22320	Repair and Maintenance of Public Property	976,546.00	0.00	976,546.00
22321	Repair and Maintenance of Public Property	976,546.00	0.00	976,546.00
22410	Consultancy and Other Services fee	27,897,691.07	0.00	27,897,691.07
22411	Consultancy and Services Expenses	13,822,249.30	0.00	13,822,249.30
22412	Other Service Fee	14,075,441.77	0.00	14,075,441.77
22510	Consultancy and Other Services fee	36,393,551.86	0.00	36,393,551.86
22511	Employee Training	1,779,361.50	0.00	1,779,361.50
22512	Skill Development and Awareness Training Program	34,614,190.36	0.00	34,614,190.36
22520	Production Materials and Programme Expenses	74,201,814.76	0.00	74,201,814.76
22521	Production Materials/Services	100,000.00	0.00	100,000.00
22522	Program Expenses	74,101,814.76	0.00	74,101,814.76
22610	Monitoring, Evaluation & Travelling Expenses	9,811,135.00	0.00	9,811,135.00
22611	Monitoring & Evaluation Expenses	8,063,359.00	0.00	8,063,359.00
22612	Travelling Expenses	393,595.00	0.00	393,595.00
22613	Travelling Expenses of VIPs & Delegations	1,354,181.00	0.00	1,354,181.00
22710	Miscellaneous	3,528,899.00	0.00	3,528,899.00
22711	Miscellaneous	3,528,899.00	0.00	3,528,899.00
25210	Subsidies to Non-Financial Enterprises	63,700,000.00	0.00	63,700,000.00
25212	Capital Subsidies to Non-Financial Private Enterprises	63,700,000.00	0.00	63,700,000.00
26320	Capital Grant to Local Body	12,652,000.00	0.00	12,652,000.00

Government of Nepal
Ministry of Finance

Financial Comptroller General Office
Economic Code wise Aggregate Expenditure (Recurrent)

Upto Month: Ashad

Fiscal Year 2070/71

Ministry/Economic Code		Cash	Non Cash	Total Expenditure
26322	Conditional Capital Grant to Local Bodies	12,652,000.00	0.00	12,652,000.00
26410	Recurrent Grant	112,399,500.00	0.00	112,399,500.00
26411	Unconditional Recurrent Grant to Government Agencies, Committees & Boards	112,399,500.00	0.00	112,399,500.00
26420	Capital Grant	1,535,417,927.00	1,609,002,478.00	3,144,420,405.00
26423	Unconditional Capital Grant to Other Institutions & Individuals	1,535,417,927.00	1,609,002,478.00	3,144,420,405.00
27310	Retirement Benefits	4,665,725.00	0.00	4,665,725.00
27311	Pensions and Disability Allowance	3,000,000.00	0.00	3,000,000.00
27312	Gratuity	605,129.00	0.00	605,129.00
27313	Accumulated Leave	611,784.00	0.00	611,784.00
27314	Medical Facility	448,812.00	0.00	448,812.00
336	Ministry of Land Reforms and Management	2,506,296,078.62	0.00	2,506,296,078.62
	Recurrent	2,506,296,078.62	0.00	2,506,296,078.62
21110	Wages and salaries in cash	1,355,418,118.60	0.00	1,355,418,118.60
21111	Salary	1,230,613,262.81	0.00	1,230,613,262.81
21112	Local Allowances	22,359,644.28	0.00	22,359,644.28
21113	Dearness Allowance	51,939,918.00	0.00	51,939,918.00
21114	Field Allowance	5,278,152.16	0.00	5,278,152.16
21119	Other Allowance	45,227,141.35	0.00	45,227,141.35
21120	Wages and salaries in kind	90,795,001.88	0.00	90,795,001.88
21121	Clothing	34,442,182.00	0.00	34,442,182.00
21123	Medical Expense	56,352,819.88	0.00	56,352,819.88
22110	Utilities	28,680,175.72	0.00	28,680,175.72
22111	Water and Electricity	15,694,143.23	0.00	15,694,143.23
22112	Communication	12,986,032.49	0.00	12,986,032.49
22120	Rent	41,488,960.38	0.00	41,488,960.38
22121	House Rent	38,396,621.84	0.00	38,396,621.84
22122	Other Rent	3,092,338.54	0.00	3,092,338.54
22210	Operation & Maintenance of Capital Assets	54,889,793.77	0.00	54,889,793.77
22211	Fuel and Oil - Vehicles	26,178,660.49	0.00	26,178,660.49
22212	Operation & Maintenance	28,222,949.53	0.00	28,222,949.53
22213	Insurance	488,183.75	0.00	488,183.75
22310	Office Materials & Services	93,116,537.49	0.00	93,116,537.49
22311	General Office Expenses	89,951,465.49	0.00	89,951,465.49
22313	Books and Materials	507,859.00	0.00	507,859.00
22314	Fuel and Oil - For Administrative Purposes	2,657,213.00	0.00	2,657,213.00
22320	Repair and Maintenance of Public Property	3,910,755.26	0.00	3,910,755.26
22321	Repair and Maintenance of Public Property	3,910,755.26	0.00	3,910,755.26
22410	Consultancy and Other Services fee	261,883,257.61	0.00	261,883,257.61
22411	Consultancy and Services Expenses	181,834,576.45	0.00	181,834,576.45
22412	Other Service Fee	80,048,681.16	0.00	80,048,681.16
22510	Consultancy and Other Services fee	37,306,962.60	0.00	37,306,962.60
22511	Employee Training	1,685,063.69	0.00	1,685,063.69
22512	Skill Development and Awareness Training Program	35,621,898.91	0.00	35,621,898.91
22520	Production Materials and Programme Expenses	163,125,942.47	0.00	163,125,942.47
22521	Production Materials/Services	42,655,038.14	0.00	42,655,038.14
22522	Program Expenses	120,470,904.33	0.00	120,470,904.33

Financial Comptroller General Office
Economic Code wise Aggregate Expenditure (Recurrent)

Upto Month: Ashad

Fiscal Year 2070/71

Ministry/Economic Code		Cash	Non Cash	Total Expenditure
22610	Monitoring, Evaluation & Travelling Expenses	48,058,389.25	0.00	48,058,389.25
22611	Monitoring & Evaluation Expenses	19,729,075.00	0.00	19,729,075.00
22612	Travelling Expenses	28,329,314.25	0.00	28,329,314.25
22710	Miscellaneous	7,542,361.50	0.00	7,542,361.50
22711	Miscellaneous	7,542,361.50	0.00	7,542,361.50
26410	Recurrent Grant	2,478,800.00	0.00	2,478,800.00
26411	Unconditional Recurrent Grant to Government Agencies, Committees & Boards	715,800.00	0.00	715,800.00
26412	Conditional Recurrent Grant to Government Agencies, Committees & Boards	1,763,000.00	0.00	1,763,000.00
26413	Unconditional Recurrent Grant to Other Institutions & Individuals	0.00	0.00	0.00
26420	Capital Grant	254,241,977.00	0.00	254,241,977.00
26423	Unconditional Capital Grant to Other Institutions & Individuals	254,241,977.00	0.00	254,241,977.00
27210	Scholarships	13,353,500.50	0.00	13,353,500.50
27211	Scholarships	13,353,500.50	0.00	13,353,500.50
27310	Retirement Benefits	49,836,779.59	0.00	49,836,779.59
27312	Gratuity	1,462,171.73	0.00	1,462,171.73
27313	Accumulated Leave	20,473,303.12	0.00	20,473,303.12
27314	Medical Facility	27,901,304.74	0.00	27,901,304.74
28210	Refunds	168,765.00	0.00	168,765.00
28213	Other Refund	168,765.00	0.00	168,765.00
337	Ministry of Physical Planning, Works and Transport	5,161,991,682.35	6,401,852.29	5,168,393,534.64
	Recurrent	5,161,991,682.35	6,401,852.29	5,168,393,534.64
21110	Wages and salaries in cash	813,343,936.03	0.00	813,343,936.03
21111	Salary	769,610,562.80	0.00	769,610,562.80
21112	Local Allowances	9,491,621.97	0.00	9,491,621.97
21113	Dearness Allowance	30,549,017.26	0.00	30,549,017.26
21119	Other Allowance	3,692,734.00	0.00	3,692,734.00
21120	Wages and salaries in kind	47,473,903.00	0.00	47,473,903.00
21121	Clothing	18,247,600.00	0.00	18,247,600.00
21123	Medical Expense	29,226,303.00	0.00	29,226,303.00
22110	Utilities	18,818,632.85	0.00	18,818,632.85
22111	Water and Electricity	10,698,182.63	0.00	10,698,182.63
22112	Communication	8,120,450.22	0.00	8,120,450.22
22120	Rent	28,208,132.70	0.00	28,208,132.70
22121	House Rent	28,208,132.70	0.00	28,208,132.70
22210	Operation & Maintenance of Capital Assets	52,819,442.57	0.00	52,819,442.57
22211	Fuel and Oil - Vehicles	23,595,629.77	0.00	23,595,629.77
22212	Operation & Maintenance	29,045,489.80	0.00	29,045,489.80
22213	Insurance	178,323.00	0.00	178,323.00
22310	Office Materials & Services	57,366,781.56	0.00	57,366,781.56
22311	General Office Expenses	57,339,756.56	0.00	57,339,756.56
22314	Fuel and Oil - For Administrative Purposes	27,025.00	0.00	27,025.00
22410	Consultancy and Other Services fee	85,221,212.20	0.00	85,221,212.20
22411	Consultancy and Services Expenses	74,103,535.95	0.00	74,103,535.95
22412	Other Service Fee	11,117,676.25	0.00	11,117,676.25
22510	Consultancy and Other Services fee	5,708,310.00	596,965.00	6,305,275.00
22512	Skill Development and Awareness Training Program	5,708,310.00	596,965.00	6,305,275.00

Financial Comptroller General Office
Economic Code wise Aggregate Expenditure (Recurrent)

Upto Month: Ashad

Fiscal Year 2070/71

Ministry/Economic Code		Cash	Non Cash	Total Expenditure
22520	Production Materials and Programme Expenses	17,165,378.69	0.00	17,165,378.69
22522	Program Expenses	17,165,378.69	0.00	17,165,378.69
22610	Monitoring, Evaluation & Travelling Expenses	15,381,639.12	5,804,887.29	21,186,526.41
22611	Monitoring & Evaluation Expenses	12,084,646.12	0.00	12,084,646.12
22612	Travelling Expenses	3,296,993.00	5,804,887.29	9,101,880.29
22710	Miscellaneous	2,896,674.30	0.00	2,896,674.30
22711	Miscellaneous	2,896,674.30	0.00	2,896,674.30
26410	Recurrent Grant	16,724,216.00	0.00	16,724,216.00
26411	Unconditional Recurrent Grant to Government Agencies, Committees & Boards	16,200,000.00	0.00	16,200,000.00
26412	Conditional Recurrent Grant to Government Agencies, Committees & Boards	524,216.00	0.00	524,216.00
26420	Capital Grant	3,983,800,000.00	0.00	3,983,800,000.00
26421	Unconditional Capital Grant to Government Agencies, Committees & Boards	3,983,800,000.00	0.00	3,983,800,000.00
26422	Conditional Recurrent Grant to Government Agencies, Committees & Boards	0.00	0.00	0.00
27310	Retirement Benefits	16,796,423.33	0.00	16,796,423.33
27311	Pensions and Disability Allowance	425,439.33	0.00	425,439.33
27312	Gratuity	1,988,056.00	0.00	1,988,056.00
27313	Accumulated Leave	6,813,225.00	0.00	6,813,225.00
27314	Medical Facility	7,569,703.00	0.00	7,569,703.00
28210	Refunds	267,000.00	0.00	267,000.00
28213	Other Refund	267,000.00	0.00	267,000.00
340	Ministry of Women, Children & Social Welfare	1,244,251,613.98	33,771,027.50	1,278,022,641.48
	Recurrent	1,244,251,613.98	33,771,027.50	1,278,022,641.48
21110	Wages and salaries in cash	259,819,818.68	0.00	259,819,818.68
21111	Salary	238,549,502.14	0.00	238,549,502.14
21112	Local Allowances	10,608,307.40	0.00	10,608,307.40
21113	Dearness Allowance	10,059,469.14	0.00	10,059,469.14
21119	Other Allowance	602,540.00	0.00	602,540.00
21120	Wages and salaries in kind	24,576,456.11	0.00	24,576,456.11
21121	Clothing	8,068,990.00	0.00	8,068,990.00
21122	Fooding	10,586,868.11	0.00	10,586,868.11
21123	Medical Expense	5,920,598.00	0.00	5,920,598.00
22110	Utilities	7,591,346.96	0.00	7,591,346.96
22111	Water and Electricity	3,964,175.48	0.00	3,964,175.48
22112	Communication	3,627,171.48	0.00	3,627,171.48
22120	Rent	14,547,415.85	0.00	14,547,415.85
22121	House Rent	14,547,415.85	0.00	14,547,415.85
22210	Operation & Maintenance of Capital Assets	12,063,285.00	0.00	12,063,285.00
22211	Fuel and Oil - Vehicles	6,345,380.00	0.00	6,345,380.00
22212	Operation & Maintenance	5,365,848.30	0.00	5,365,848.30
22213	Insurance	352,056.70	0.00	352,056.70
22310	Office Materials & Services	13,712,104.63	0.00	13,712,104.63
22311	General Office Expenses	12,086,801.63	0.00	12,086,801.63
22313	Books and Materials	49,041.00	0.00	49,041.00
22314	Fuel and Oil - For Administrative Purposes	1,576,262.00	0.00	1,576,262.00
22410	Consultancy and Other Services fee	20,186,932.77	0.00	20,186,932.77
22411	Consultancy and Services Expenses	1,411,415.00	0.00	1,411,415.00

Government of Nepal
Ministry of Finance

Financial Comptroller General Office
Economic Code wise Aggregate Expenditure (Recurrent)

Upto Month: Ashad

Fiscal Year 2070/71

Ministry/Economic Code		Cash	Non Cash	Total Expenditure
22412	Other Service Fee	18,775,517.77	0.00	18,775,517.77
22510	Consultancy and Other Services fee	211,995,202.00	17,219,355.00	229,214,557.00
22511	Employee Training	6,507,924.00	0.00	6,507,924.00
22512	Skill Development and Awareness Training Program	205,487,278.00	17,219,355.00	222,706,633.00
22520	Production Materials and Programme Expenses	201,127,118.05	8,391,672.50	209,518,790.55
22522	Program Expenses	201,127,118.05	8,391,672.50	209,518,790.55
22530	Medicines	791,543.00	0.00	791,543.00
22531	Medicine Purchases	791,543.00	0.00	791,543.00
22610	Monitoring, Evaluation & Travelling Expenses	17,920,573.00	0.00	17,920,573.00
22611	Monitoring & Evaluation Expenses	16,080,121.00	0.00	16,080,121.00
22612	Travelling Expenses	1,840,452.00	0.00	1,840,452.00
22710	Miscellaneous	2,708,049.00	0.00	2,708,049.00
22711	Miscellaneous	2,708,049.00	0.00	2,708,049.00
26410	Recurrent Grant	301,427,463.93	8,160,000.00	309,587,463.93
26412	Conditional Recurrent Grant to Government Agencies, Committees & Boards	107,468,472.93	0.00	107,468,472.93
26413	Unconditional Recurrent Grant to Other Institutions & Individuals	193,958,991.00	8,160,000.00	202,118,991.00
26420	Capital Grant	151,410,669.00	0.00	151,410,669.00
26422	Conditional Recurrent Grant to Government Agencies, Committees & Boards	499,573.00	0.00	499,573.00
26423	Unconditional Capital Grant to Other Institutions & Individuals	150,911,096.00	0.00	150,911,096.00
27310	Retirement Benefits	4,373,636.00	0.00	4,373,636.00
27312	Gratuity	1,692,367.00	0.00	1,692,367.00
27313	Accumulated Leave	1,097,962.00	0.00	1,097,962.00
27314	Medical Facility	1,583,307.00	0.00	1,583,307.00
343	Ministry of Youth and Sports	1,150,384,457.56	0.00	1,150,384,457.56
	Recurrent	1,150,384,457.56	0.00	1,150,384,457.56
21110	Wages and salaries in cash	13,364,359.70	0.00	13,364,359.70
21111	Salary	12,747,843.70	0.00	12,747,843.70
21113	Dearness Allowance	456,616.00	0.00	456,616.00
21119	Other Allowance	159,900.00	0.00	159,900.00
21120	Wages and salaries in kind	1,111,884.00	0.00	1,111,884.00
21121	Clothing	300,000.00	0.00	300,000.00
21123	Medical Expense	811,884.00	0.00	811,884.00
22110	Utilities	930,943.50	0.00	930,943.50
22111	Water and Electricity	478,370.00	0.00	478,370.00
22112	Communication	452,573.50	0.00	452,573.50
22210	Operation & Maintenance of Capital Assets	2,986,755.20	0.00	2,986,755.20
22211	Fuel and Oil - Vehicles	1,740,000.00	0.00	1,740,000.00
22212	Operation & Maintenance	1,146,800.00	0.00	1,146,800.00
22213	Insurance	99,955.20	0.00	99,955.20
22310	Office Materials & Services	1,822,382.00	0.00	1,822,382.00
22311	General Office Expenses	1,699,652.00	0.00	1,699,652.00
22313	Books and Materials	99,955.00	0.00	99,955.00
22314	Fuel and Oil - For Administrative Purposes	22,775.00	0.00	22,775.00
22410	Consultancy and Other Services fee	4,880,860.00	0.00	4,880,860.00
22411	Consultancy and Services Expenses	1,892,375.00	0.00	1,892,375.00
22412	Other Service Fee	2,988,485.00	0.00	2,988,485.00

Government of Nepal
Ministry of Finance

Financial Comptroller General Office
Economic Code wise Aggregate Expenditure (Recurrent)

Upto Month: Ashad

Fiscal Year 2070/71

Ministry/Economic Code		Cash	Non Cash	Total Expenditure
22510	Consultancy and Other Services fee	14,815,864.60	0.00	14,815,864.60
22512	Skill Development and Awareness Training Program	14,815,864.60	0.00	14,815,864.60
22520	Production Materials and Programme Expenses	13,633,133.26	0.00	13,633,133.26
22522	Program Expenses	13,633,133.26	0.00	13,633,133.26
22610	Monitoring, Evaluation & Travelling Expenses	3,328,437.30	0.00	3,328,437.30
22611	Monitoring & Evaluation Expenses	796,555.00	0.00	796,555.00
22612	Travelling Expenses	2,531,882.30	0.00	2,531,882.30
22710	Miscellaneous	832,449.00	0.00	832,449.00
22711	Miscellaneous	832,449.00	0.00	832,449.00
26410	Recurrent Grant	649,169,245.00	0.00	649,169,245.00
26411	Unconditional Recurrent Grant to Government Agencies, Committees & Boards	342,521,902.00	0.00	342,521,902.00
26412	Conditional Recurrent Grant to Government Agencies, Committees & Boards	273,598,511.00	0.00	273,598,511.00
26413	Unconditional Recurrent Grant to Other Institutions & Individuals	33,048,832.00	0.00	33,048,832.00
26420	Capital Grant	443,508,144.00	0.00	443,508,144.00
26422	Conditional Recurrent Grant to Government Agencies, Committees & Boards	7,500,000.00	0.00	7,500,000.00
26423	Unconditional Capital Grant to Other Institutions & Individuals	436,008,144.00	0.00	436,008,144.00
345	Ministry of Defence	29,547,540,860.12	0.00	29,547,540,860.12
	Recurrent	29,547,540,860.12	0.00	29,547,540,860.12
21110	Wages and salaries in cash	20,722,493,086.94	0.00	20,722,493,086.94
21111	Salary	18,752,314,000.69	0.00	18,752,314,000.69
21112	Local Allowances	156,860,444.38	0.00	156,860,444.38
21113	Dearness Allowance	1,081,815,692.84	0.00	1,081,815,692.84
21119	Other Allowance	731,502,949.03	0.00	731,502,949.03
21120	Wages and salaries in kind	5,892,398,924.58	0.00	5,892,398,924.58
21121	Clothing	590,289,772.00	0.00	590,289,772.00
21122	Fooding	4,754,165,863.18	0.00	4,754,165,863.18
21123	Medical Expense	547,943,289.40	0.00	547,943,289.40
22110	Utilities	172,358,151.56	0.00	172,358,151.56
22111	Water and Electricity	138,800,022.41	0.00	138,800,022.41
22112	Communication	33,558,129.15	0.00	33,558,129.15
22120	Rent	113,168,500.00	0.00	113,168,500.00
22121	House Rent	1,651,000.00	0.00	1,651,000.00
22122	Other Rent	111,517,500.00	0.00	111,517,500.00
22210	Operation & Maintenance of Capital Assets	763,090,970.32	0.00	763,090,970.32
22211	Fuel and Oil - Vehicles	406,753,324.07	0.00	406,753,324.07
22212	Operation & Maintenance	271,397,593.25	0.00	271,397,593.25
22213	Insurance	84,940,053.00	0.00	84,940,053.00
22310	Office Materials & Services	259,803,336.69	0.00	259,803,336.69
22311	General Office Expenses	200,581,788.60	0.00	200,581,788.60
22312	Feedds for Animals & Birds	27,963,675.54	0.00	27,963,675.54
22313	Books and Materials	438,731.00	0.00	438,731.00
22314	Fuel and Oil - For Administrative Purposes	30,819,141.55	0.00	30,819,141.55
22410	Consultancy and Other Services fee	2,171,490.07	0.00	2,171,490.07
22411	Consultancy and Services Expenses	833,005.10	0.00	833,005.10
22412	Other Service Fee	1,338,484.97	0.00	1,338,484.97

Financial Comptroller General Office
Economic Code wise Aggregate Expenditure (Recurrent)

Upto Month: Ashad

Fiscal Year 2070/71

Ministry/Economic Code		Cash	Non Cash	Total Expenditure
22510	Consultancy and Other Services fee	142,138,385.33	0.00	142,138,385.33
22511	Employee Training	142,138,385.33	0.00	142,138,385.33
22520	Production Materials and Programme Expenses	151,218,412.37	0.00	151,218,412.37
22521	Production Materials/Services	138,196,972.37	0.00	138,196,972.37
22522	Program Expenses	13,021,440.00	0.00	13,021,440.00
22530	Medicines	93,501,565.26	0.00	93,501,565.26
22531	Medicine Purchases	93,501,565.26	0.00	93,501,565.26
22610	Monitoring,Evaluation & Travelling Expenses	160,738,842.50	0.00	160,738,842.50
22611	Monitoring & Evaluation Expenses	12,136,755.50	0.00	12,136,755.50
22612	Travelling Expenses	148,602,087.00	0.00	148,602,087.00
22710	Miscellaneous	34,211,559.98	0.00	34,211,559.98
22711	Miscellaneous	34,211,559.98	0.00	34,211,559.98
26410	Recurrent Grant	3,572,539.60	0.00	3,572,539.60
26411	Unconditional Recurrent Grant to Government Agencies,Committees & Boards	499,590.60	0.00	499,590.60
26412	Conditional Recurrent Grant to Government Agencies,Committees & Boards	3,072,949.00	0.00	3,072,949.00
27210	Scholarships	10,704,000.00	0.00	10,704,000.00
27211	Scholarships	10,704,000.00	0.00	10,704,000.00
27310	Retirement Benefits	1,016,090,094.92	0.00	1,016,090,094.92
27311	Pensions and Disability Allowance	1,112,419.00	0.00	1,112,419.00
27312	Gratuity	98,279,259.33	0.00	98,279,259.33
27313	Accumulated Leave	364,851,385.70	0.00	364,851,385.70
27314	Medical Facility	551,847,030.89	0.00	551,847,030.89
28140	Land Rent	9,881,000.00	0.00	9,881,000.00
28141	Land Rent	9,881,000.00	0.00	9,881,000.00
347	Ministry of Urban Development	4,475,764,693.32	2,115,417,738.36	6,591,182,431.68
	Recurrent	4,475,764,693.32	2,115,417,738.36	6,591,182,431.68
21110	Wages and salaries in cash	703,476,205.87	0.00	703,476,205.87
21111	Salary	658,640,765.05	0.00	658,640,765.05
21112	Local Allowances	18,256,141.31	0.00	18,256,141.31
21113	Dearness Allowance	25,103,823.51	0.00	25,103,823.51
21119	Other Allowance	1,475,476.00	0.00	1,475,476.00
21120	Wages and salaries in kind	45,066,046.60	0.00	45,066,046.60
21121	Clothing	13,872,250.00	0.00	13,872,250.00
21123	Medical Expense	31,193,796.60	0.00	31,193,796.60
22110	Utilities	35,700,387.23	0.00	35,700,387.23
22111	Water and Electricity	25,437,946.17	0.00	25,437,946.17
22112	Communication	10,262,441.06	0.00	10,262,441.06
22120	Rent	13,801,612.95	0.00	13,801,612.95
22121	House Rent	13,616,612.95	0.00	13,616,612.95
22122	Other Rent	185,000.00	0.00	185,000.00
22210	Operation & Maintenance of Capital Assets	53,065,036.10	0.00	53,065,036.10
22211	Fuel and Oil - Vehicles	28,250,572.87	0.00	28,250,572.87
22212	Operation & Maintenance	23,451,390.60	0.00	23,451,390.60
22213	Insurance	1,363,072.63	0.00	1,363,072.63
22310	Office Materials & Services	58,693,650.90	0.00	58,693,650.90
22311	General Office Expenses	58,113,670.90	0.00	58,113,670.90
22312	Feedds for Animals & Birds	200,000.00	0.00	200,000.00

Financial Comptroller General Office
Economic Code wise Aggregate Expenditure (Recurrent)

Upto Month: Ashad

Fiscal Year 2070/71

Ministry/Economic Code		Cash	Non Cash	Total Expenditure
22313	Books and Materials	9,999.00	0.00	9,999.00
22314	Fuel and Oil - For Administrative Purposes	369,981.00	0.00	369,981.00
22320	Repair and Maintenance of Public Property	0.00	0.00	0.00
22321	Repair and Maintenance of Public Property	0.00	0.00	0.00
22410	Consultancy and Other Services fee	69,111,491.97	0.00	69,111,491.97
22411	Consultancy and Services Expenses	40,821,189.62	0.00	40,821,189.62
22412	Other Service Fee	28,290,302.35	0.00	28,290,302.35
22510	Consultancy and Other Services fee	20,161,877.48	0.00	20,161,877.48
22511	Employee Training	1,008,000.00	0.00	1,008,000.00
22512	Skill Development and Awareness Training Program	19,153,877.48	0.00	19,153,877.48
22520	Production Materials and Programme Expenses	37,658,060.71	1,651,000.00	39,309,060.71
22522	Program Expenses	37,658,060.71	1,651,000.00	39,309,060.71
22610	Monitoring, Evaluation & Travelling Expenses	25,182,223.90	0.00	25,182,223.90
22611	Monitoring & Evaluation Expenses	20,487,056.90	0.00	20,487,056.90
22612	Travelling Expenses	4,487,965.00	0.00	4,487,965.00
22613	Travelling Expenses of VIPs & Delegations	207,202.00	0.00	207,202.00
22710	Miscellaneous	6,522,448.00	0.00	6,522,448.00
22711	Miscellaneous	6,522,448.00	0.00	6,522,448.00
25210	Subsidies to Non-Financial Enterprises	645,901.00	0.00	645,901.00
25211	Operating Subsidies to Non-Financial Private Enterprises	645,901.00	0.00	645,901.00
26310	Recurrent Grant to Local Body	58,464,298.24	0.00	58,464,298.24
26312	Conditional Recurrent Grant to Local Bodies	58,464,298.24	0.00	58,464,298.24
26320	Capital Grant to Local Body	829,281,396.07	86,562,076.17	915,843,472.24
26322	Conditional Capital Grant to Local Bodies	829,281,396.07	86,562,076.17	915,843,472.24
26410	Recurrent Grant	342,779,527.00	4,834,617.63	347,614,144.63
26412	Conditional Recurrent Grant to Government Agencies, Committees & Boards	340,079,527.00	4,834,617.63	344,914,144.63
26413	Unconditional Recurrent Grant to Other Institutions & Individuals	2,700,000.00	0.00	2,700,000.00
26420	Capital Grant	2,163,539,708.00	2,022,370,044.56	4,185,909,752.56
26422	Conditional Recurrent Grant to Government Agencies, Committees & Boards	771,100,000.00	0.00	771,100,000.00
26423	Unconditional Capital Grant to Other Institutions & Individuals	1,392,439,708.00	2,022,370,044.56	3,414,809,752.56
27310	Retirement Benefits	12,614,821.30	0.00	12,614,821.30
27312	Gratuity	1,648,684.50	0.00	1,648,684.50
27313	Accumulated Leave	5,254,154.00	0.00	5,254,154.00
27314	Medical Facility	5,711,982.80	0.00	5,711,982.80
29610	Civil Works - Construction	0.00	0.00	0.00
29611	Civil Works - Construction	0.00	0.00	0.00
29710	Capital Research & Consultancy	0.00	0.00	0.00
29711	Capital Research & Consultancy	0.00	0.00	0.00
349	Ministry of Peace & Reconstruction	540,057,053.11	0.00	540,057,053.11
	Recurrent	540,057,053.11	0.00	540,057,053.11
21110	Wages and salaries in cash	29,259,374.50	0.00	29,259,374.50
21111	Salary	27,742,295.50	0.00	27,742,295.50
21113	Dearness Allowance	1,035,593.00	0.00	1,035,593.00
21119	Other Allowance	481,486.00	0.00	481,486.00
21120	Wages and salaries in kind	666,439.00	0.00	666,439.00
21121	Clothing	652,500.00	0.00	652,500.00

Government of Nepal
Ministry of Finance

Financial Comptroller General Office
Economic Code wise Aggregate Expenditure (Recurrent)

Upto Month: Ashad

Fiscal Year 2070/71

Ministry/Economic Code		Cash	Non Cash	Total Expenditure
21123	Medical Expense	13,939.00	0.00	13,939.00
22110	Utilities	5,082,141.73	0.00	5,082,141.73
22111	Water and Electricity	3,377,683.05	0.00	3,377,683.05
22112	Communication	1,704,458.68	0.00	1,704,458.68
22120	Rent	15,637,355.40	0.00	15,637,355.40
22121	House Rent	1,875,433.00	0.00	1,875,433.00
22122	Other Rent	13,761,922.40	0.00	13,761,922.40
22210	Operation & Maintenance of Capital Assets	14,436,649.53	0.00	14,436,649.53
22211	Fuel and Oil - Vehicles	9,371,427.98	0.00	9,371,427.98
22212	Operation & Maintenance	4,961,351.55	0.00	4,961,351.55
22213	Insurance	103,870.00	0.00	103,870.00
22310	Office Materials & Services	11,045,147.32	0.00	11,045,147.32
22311	General Office Expenses	11,045,147.32	0.00	11,045,147.32
22410	Consultancy and Other Services fee	30,034,766.27	0.00	30,034,766.27
22411	Consultancy and Services Expenses	18,154,890.05	0.00	18,154,890.05
22412	Other Service Fee	11,879,876.22	0.00	11,879,876.22
22510	Consultancy and Other Services fee	355,647,840.19	0.00	355,647,840.19
22511	Employee Training	2,915,405.00	0.00	2,915,405.00
22512	Skill Development and Awareness Training Program	352,732,435.19	0.00	352,732,435.19
22520	Production Materials and Programme Expenses	24,584,409.84	0.00	24,584,409.84
22522	Program Expenses	24,584,409.84	0.00	24,584,409.84
22610	Monitoring, Evaluation & Travelling Expenses	4,416,579.75	0.00	4,416,579.75
22611	Monitoring & Evaluation Expenses	4,351,899.75	0.00	4,351,899.75
22612	Travelling Expenses	64,680.00	0.00	64,680.00
22710	Miscellaneous	4,175,553.58	0.00	4,175,553.58
22711	Miscellaneous	4,175,553.58	0.00	4,175,553.58
26410	Recurrent Grant	32,670,657.00	0.00	32,670,657.00
26411	Unconditional Recurrent Grant to Government Agencies, Committees & Boards	2,200,000.00	0.00	2,200,000.00
26412	Conditional Recurrent Grant to Government Agencies, Committees & Boards	30,470,657.00	0.00	30,470,657.00
26420	Capital Grant	8,296,000.00	0.00	8,296,000.00
26423	Unconditional Capital Grant to Other Institutions & Individuals	8,296,000.00	0.00	8,296,000.00
27310	Retirement Benefits	4,104,139.00	0.00	4,104,139.00
27311	Pensions and Disability Allowance	1,250,000.00	0.00	1,250,000.00
27313	Accumulated Leave	1,366,011.00	0.00	1,366,011.00
27314	Medical Facility	1,488,128.00	0.00	1,488,128.00
350	Ministry of Education	55,884,851,561.07	121,148,864.60	56,006,000,425.67
	Recurrent	55,884,851,561.07	121,148,864.60	56,006,000,425.67
21110	Wages and salaries in cash	1,137,213,060.82	0.00	1,137,213,060.82
21111	Salary	1,041,552,227.17	0.00	1,041,552,227.17
21112	Local Allowances	32,784,409.11	0.00	32,784,409.11
21113	Dearness Allowance	27,067,806.53	0.00	27,067,806.53
21114	Field Allowance	31,715,934.71	0.00	31,715,934.71
21119	Other Allowance	4,092,683.30	0.00	4,092,683.30
21120	Wages and salaries in kind	1,208,355,540.71	0.00	1,208,355,540.71
21121	Clothing	16,572,511.00	0.00	16,572,511.00
21123	Medical Expense	1,191,783,029.71	0.00	1,191,783,029.71

Government of Nepal
Ministry of Finance

Financial Comptroller General Office
Economic Code wise Aggregate Expenditure (Recurrent)

Upto Month: Ashad

Fiscal Year 2070/71

Ministry/Economic Code		Cash	Non Cash	Total Expenditure
22110	Utilities	27,492,213.61	0.00	27,492,213.61
22111	Water and Electricity	15,753,535.32	0.00	15,753,535.32
22112	Communication	11,738,678.29	0.00	11,738,678.29
22120	Rent	13,266,495.49	0.00	13,266,495.49
22121	House Rent	10,865,216.05	0.00	10,865,216.05
22122	Other Rent	2,401,279.44	0.00	2,401,279.44
22210	Operation & Maintenance of Capital Assets	48,927,435.87	0.00	48,927,435.87
22211	Fuel and Oil - Vehicles	25,891,738.22	0.00	25,891,738.22
22212	Operation & Maintenance	21,605,242.84	0.00	21,605,242.84
22213	Insurance	1,430,454.81	0.00	1,430,454.81
22310	Office Materials & Services	120,844,843.11	0.00	120,844,843.11
22311	General Office Expenses	118,873,618.71	0.00	118,873,618.71
22313	Books and Materials	1,513,975.00	0.00	1,513,975.00
22314	Fuel and Oil - For Administrative Purposes	457,249.40	0.00	457,249.40
22320	Repair and Maintenance of Public Property	8,161,662.23	0.00	8,161,662.23
22321	Repair and Maintenance of Public Property	8,161,662.23	0.00	8,161,662.23
22410	Consultancy and Other Services fee	82,374,499.64	0.00	82,374,499.64
22411	Consultancy and Services Expenses	73,213,136.34	0.00	73,213,136.34
22412	Other Service Fee	9,161,363.30	0.00	9,161,363.30
22510	Consultancy and Other Services fee	2,105,891,477.32	0.00	2,105,891,477.32
22511	Employee Training	5,918,098.00	0.00	5,918,098.00
22512	Skill Development and Awareness Training Program	2,099,973,379.32	0.00	2,099,973,379.32
22520	Production Materials and Programme Expenses	1,328,398,268.43	0.00	1,328,398,268.43
22522	Program Expenses	1,328,398,268.43	0.00	1,328,398,268.43
22610	Monitoring, Evaluation & Travelling Expenses	59,439,645.19	0.00	59,439,645.19
22611	Monitoring & Evaluation Expenses	51,793,317.19	0.00	51,793,317.19
22612	Travelling Expenses	7,646,328.00	0.00	7,646,328.00
22710	Miscellaneous	9,318,194.98	0.00	9,318,194.98
22711	Miscellaneous	9,318,194.98	0.00	9,318,194.98
26410	Recurrent Grant	40,337,541,594.74	121,148,864.60	40,458,690,459.34
26411	Unconditional Recurrent Grant to Government Agencies, Committees & Boards	22,210,650,897.24	0.00	22,210,650,897.24
26412	Conditional Recurrent Grant to Government Agencies, Committees & Boards	18,126,890,697.50	121,148,864.60	18,248,039,562.10
26420	Capital Grant	7,127,275,159.00	0.00	7,127,275,159.00
26423	Unconditional Capital Grant to Other Institutions & Individuals	7,127,275,159.00	0.00	7,127,275,159.00
27210	Scholarships	1,670,243,184.20	0.00	1,670,243,184.20
27211	Scholarships	1,670,243,184.20	0.00	1,670,243,184.20
27310	Retirement Benefits	600,108,285.73	0.00	600,108,285.73
27311	Pensions and Disability Allowance	584,037,372.66	0.00	584,037,372.66
27312	Gratuity	35,660.00	0.00	35,660.00
27313	Accumulated Leave	8,532,448.00	0.00	8,532,448.00
27314	Medical Facility	7,502,805.07	0.00	7,502,805.07
352	Ministry of Cooperative and poverty Alleviation	513,571,233.24	0.00	513,571,233.24
	Recurrent	513,571,233.24	0.00	513,571,233.24
21110	Wages and salaries in cash	141,813,411.08	0.00	141,813,411.08
21111	Salary	129,180,334.36	0.00	129,180,334.36
21112	Local Allowances	1,353,005.00	0.00	1,353,005.00

Government of Nepal
Ministry of Finance

Financial Comptroller General Office
Economic Code wise Aggregate Expenditure (Recurrent)

Upto Month: Ashad

Fiscal Year 2070/71

Ministry/Economic Code		Cash	Non Cash	Total Expenditure
21113	Dearness Allowance	5,765,621.33	0.00	5,765,621.33
21119	Other Allowance	5,514,450.39	0.00	5,514,450.39
21120	Wages and salaries in kind	6,834,478.00	0.00	6,834,478.00
21121	Clothing	3,612,175.00	0.00	3,612,175.00
21123	Medical Expense	3,222,303.00	0.00	3,222,303.00
22110	Utilities	5,194,960.38	0.00	5,194,960.38
22111	Water and Electricity	2,808,889.80	0.00	2,808,889.80
22112	Communication	2,386,070.58	0.00	2,386,070.58
22120	Rent	4,237,112.00	0.00	4,237,112.00
22121	House Rent	4,237,112.00	0.00	4,237,112.00
22210	Operation & Maintenance of Capital Assets	13,064,517.60	0.00	13,064,517.60
22211	Fuel and Oil - Vehicles	6,737,883.70	0.00	6,737,883.70
22212	Operation & Maintenance	6,247,660.50	0.00	6,247,660.50
22213	Insurance	78,973.40	0.00	78,973.40
22310	Office Materials & Services	12,083,242.59	0.00	12,083,242.59
22311	General Office Expenses	11,826,685.59	0.00	11,826,685.59
22313	Books and Materials	149,828.00	0.00	149,828.00
22314	Fuel and Oil - For Administrative Purposes	106,729.00	0.00	106,729.00
22320	Repair and Maintenance of Public Property	1,526,319.00	0.00	1,526,319.00
22321	Repair and Maintenance of Public Property	1,526,319.00	0.00	1,526,319.00
22410	Consultancy and Other Services fee	16,955,842.95	0.00	16,955,842.95
22411	Consultancy and Services Expenses	7,565,457.80	0.00	7,565,457.80
22412	Other Service Fee	9,390,385.15	0.00	9,390,385.15
22510	Consultancy and Other Services fee	1,761,180.00	0.00	1,761,180.00
22511	Employee Training	1,390,430.00	0.00	1,390,430.00
22512	Skill Development and Awareness Training Program	370,750.00	0.00	370,750.00
22520	Production Materials and Programme Expenses	86,394,152.35	0.00	86,394,152.35
22522	Program Expenses	86,394,152.35	0.00	86,394,152.35
22610	Monitoring, Evaluation & Travelling Expenses	21,100,130.00	0.00	21,100,130.00
22611	Monitoring & Evaluation Expenses	19,547,239.00	0.00	19,547,239.00
22612	Travelling Expenses	891,713.00	0.00	891,713.00
22613	Travelling Expenses of VIPs & Delegations	661,178.00	0.00	661,178.00
22710	Miscellaneous	1,857,562.00	0.00	1,857,562.00
22711	Miscellaneous	1,857,562.00	0.00	1,857,562.00
26310	Recurrent Grant to Local Body	33,108,087.00	0.00	33,108,087.00
26312	Conditional Recurrent Grant to Local Bodies	33,108,087.00	0.00	33,108,087.00
26410	Recurrent Grant	27,100,000.00	0.00	27,100,000.00
26412	Conditional Recurrent Grant to Government Agencies, Committees & Boards	23,100,000.00	0.00	23,100,000.00
26413	Unconditional Recurrent Grant to Other Institutions & Individuals	4,000,000.00	0.00	4,000,000.00
26420	Capital Grant	137,125,000.00	0.00	137,125,000.00
26423	Unconditional Capital Grant to Other Institutions & Individuals	137,125,000.00	0.00	137,125,000.00
27310	Retirement Benefits	3,415,238.29	0.00	3,415,238.29
27312	Gratuity	457,878.29	0.00	457,878.29
27313	Accumulated Leave	1,623,824.00	0.00	1,623,824.00
27314	Medical Facility	1,333,536.00	0.00	1,333,536.00
356	Ministry of General Administration	544,803,215.18	0.00	544,803,215.18
	Recurrent	544,803,215.18	0.00	544,803,215.18

Government of Nepal
Ministry of Finance

Financial Comptroller General Office
Economic Code wise Aggregate Expenditure (Recurrent)

Upto Month: Ashad

Fiscal Year 2070/71

Ministry/Economic Code		Cash	Non Cash	Total Expenditure
21110	Wages and salaries in cash	170,931,318.14	0.00	170,931,318.14
21111	Salary	153,565,246.31	0.00	153,565,246.31
21113	Dearness Allowance	5,963,596.91	0.00	5,963,596.91
21119	Other Allowance	11,402,474.92	0.00	11,402,474.92
21120	Wages and salaries in kind	10,386,242.46	0.00	10,386,242.46
21121	Clothing	3,944,850.00	0.00	3,944,850.00
21123	Medical Expense	6,441,392.46	0.00	6,441,392.46
22110	Utilities	2,618,511.06	0.00	2,618,511.06
22111	Water and Electricity	1,747,429.00	0.00	1,747,429.00
22112	Communication	871,082.06	0.00	871,082.06
22210	Operation & Maintenance of Capital Assets	8,778,235.00	0.00	8,778,235.00
22211	Fuel and Oil - Vehicles	5,042,352.00	0.00	5,042,352.00
22212	Operation & Maintenance	3,735,883.00	0.00	3,735,883.00
22310	Office Materials & Services	8,557,890.00	0.00	8,557,890.00
22311	General Office Expenses	8,062,847.00	0.00	8,062,847.00
22313	Books and Materials	198,419.00	0.00	198,419.00
22314	Fuel and Oil - For Administrative Purposes	296,624.00	0.00	296,624.00
22320	Repair and Maintenance of Public Property	500,000.00	0.00	500,000.00
22321	Repair and Maintenance of Public Property	500,000.00	0.00	500,000.00
22410	Consultancy and Other Services fee	1,012,460.00	0.00	1,012,460.00
22411	Consultancy and Services Expenses	266,978.00	0.00	266,978.00
22412	Other Service Fee	745,482.00	0.00	745,482.00
22510	Consultancy and Other Services fee	5,610,702.52	0.00	5,610,702.52
22512	Skill Development and Awareness Training Program	5,610,702.52	0.00	5,610,702.52
22520	Production Materials and Programme Expenses	22,878,237.00	0.00	22,878,237.00
22522	Program Expenses	22,878,237.00	0.00	22,878,237.00
22610	Monitoring, Evaluation & Travelling Expenses	2,111,757.00	0.00	2,111,757.00
22611	Monitoring & Evaluation Expenses	1,308,992.00	0.00	1,308,992.00
22612	Travelling Expenses	354,922.00	0.00	354,922.00
22613	Travelling Expenses of VIPs & Delegations	447,843.00	0.00	447,843.00
22710	Miscellaneous	2,077,599.00	0.00	2,077,599.00
22711	Miscellaneous	2,077,599.00	0.00	2,077,599.00
25210	Subsidies to Non-Financial Enterprises	11,315,000.00	0.00	11,315,000.00
25212	Capital Subsidies to Non-Financial Private Enterprises	11,315,000.00	0.00	11,315,000.00
26410	Recurrent Grant	224,538,930.12	0.00	224,538,930.12
26411	Unconditional Recurrent Grant to Government Agencies, Committees & Boards	189,144,005.12	0.00	189,144,005.12
26412	Conditional Recurrent Grant to Government Agencies, Committees & Boards	30,194,925.00	0.00	30,194,925.00
26413	Unconditional Recurrent Grant to Other Institutions & Individuals	5,200,000.00	0.00	5,200,000.00
26420	Capital Grant	72,099,153.00	0.00	72,099,153.00
26423	Unconditional Capital Grant to Other Institutions & Individuals	72,099,153.00	0.00	72,099,153.00
27210	Scholarships	1,083,155.00	0.00	1,083,155.00
27211	Scholarships	1,083,155.00	0.00	1,083,155.00
27310	Retirement Benefits	304,024.88	0.00	304,024.88
27311	Pensions and Disability Allowance	242,908.88	0.00	242,908.88
27312	Gratuity	61,116.00	0.00	61,116.00
27313	Accumulated Leave	0.00	0.00	0.00

Government of Nepal
Ministry of Finance

Financial Comptroller General Office
Economic Code wise Aggregate Expenditure (Recurrent)

Upto Month: Ashad

Fiscal Year 2070/71

Ministry/Economic Code	Cash	Non Cash	Total Expenditure
357 Ministry of Irrigation	1,039,364,609.96	0.00	1,039,364,609.96
Recurrent	1,039,364,609.96	0.00	1,039,364,609.96
21110 Wages and salaries in cash	703,709,236.64	0.00	703,709,236.64
21111 Salary	668,833,193.60	0.00	668,833,193.60
21112 Local Allowances	7,344,060.50	0.00	7,344,060.50
21113 Dearness Allowance	24,724,477.54	0.00	24,724,477.54
21119 Other Allowance	2,807,505.00	0.00	2,807,505.00
21120 Wages and salaries in kind	44,968,743.00	0.00	44,968,743.00
21121 Clothing	13,637,431.00	0.00	13,637,431.00
21122 Fooding	125,000.00	0.00	125,000.00
21123 Medical Expense	31,206,312.00	0.00	31,206,312.00
22110 Utilities	24,481,523.50	0.00	24,481,523.50
22111 Water and Electricity	15,197,218.63	0.00	15,197,218.63
22112 Communication	9,284,304.87	0.00	9,284,304.87
22120 Rent	7,792,742.00	0.00	7,792,742.00
22121 House Rent	7,792,742.00	0.00	7,792,742.00
22210 Operation & Maintenance of Capital Assets	67,012,554.93	0.00	67,012,554.93
22211 Fuel and Oil - Vehicles	32,444,983.70	0.00	32,444,983.70
22212 Operation & Maintenance	32,981,855.55	0.00	32,981,855.55
22213 Insurance	1,585,715.68	0.00	1,585,715.68
22310 Office Materials & Services	33,690,164.41	0.00	33,690,164.41
22311 General Office Expenses	32,444,323.95	0.00	32,444,323.95
22312 Feedds for Animals & Birds	0.00	0.00	0.00
22313 Books and Materials	114,928.00	0.00	114,928.00
22314 Fuel and Oil - For Administrative Purposes	1,130,912.46	0.00	1,130,912.46
22320 Repair and Maintenance of Public Property	4,969,787.15	0.00	4,969,787.15
22321 Repair and Maintenance of Public Property	4,969,787.15	0.00	4,969,787.15
22410 Consultancy and Other Services fee	23,219,893.81	0.00	23,219,893.81
22411 Consultancy and Services Expenses	22,491,830.81	0.00	22,491,830.81
22412 Other Service Fee	728,063.00	0.00	728,063.00
22510 Consultancy and Other Services fee	20,916,042.51	0.00	20,916,042.51
22511 Employee Training	2,767,099.00	0.00	2,767,099.00
22512 Skill Development and Awareness Training Program	18,148,943.51	0.00	18,148,943.51
22520 Production Materials and Programme Expenses	41,763,482.55	0.00	41,763,482.55
22522 Program Expenses	41,763,482.55	0.00	41,763,482.55
22610 Monitoring, Evaluation & Travelling Expenses	31,023,556.00	0.00	31,023,556.00
22611 Monitoring & Evaluation Expenses	23,409,968.00	0.00	23,409,968.00
22612 Travelling Expenses	7,613,588.00	0.00	7,613,588.00
22710 Miscellaneous	6,413,676.40	0.00	6,413,676.40
22711 Miscellaneous	6,413,676.40	0.00	6,413,676.40
26410 Recurrent Grant	727,338.00	0.00	727,338.00
26412 Conditional Recurrent Grant to Government Agencies, Committees & Boards	727,338.00	0.00	727,338.00
26420 Capital Grant	309,825.00	0.00	309,825.00
26423 Unconditional Capital Grant to Other Institutions & Individuals	309,825.00	0.00	309,825.00
27310 Retirement Benefits	28,366,044.06	0.00	28,366,044.06
27312 Gratuity	9,153,073.00	0.00	9,153,073.00
27313 Accumulated Leave	9,736,757.06	0.00	9,736,757.06
27314 Medical Facility	9,476,214.00	0.00	9,476,214.00

Financial Comptroller General Office
Economic Code wise Aggregate Expenditure (Recurrent)

Upto Month: Ashad

Fiscal Year 2070/71

Ministry/Economic Code	Cash	Non Cash	Total Expenditure
358 Ministry of Information and Communications	3,273,381,655.35	962,243.13	3,274,343,898.48
Recurrent	3,273,381,655.35	962,243.13	3,274,343,898.48
21110 Wages and salaries in cash	2,226,725,643.93	0.00	2,226,725,643.93
21111 Salary	2,093,815,943.85	0.00	2,093,815,943.85
21112 Local Allowances	62,953,660.94	0.00	62,953,660.94
21113 Dearness Allowance	66,188,088.14	0.00	66,188,088.14
21119 Other Allowance	3,767,951.00	0.00	3,767,951.00
21120 Wages and salaries in kind	104,577,075.20	0.00	104,577,075.20
21121 Clothing	41,204,131.00	0.00	41,204,131.00
21123 Medical Expense	63,372,944.20	0.00	63,372,944.20
22110 Utilities	18,197,259.48	0.00	18,197,259.48
22111 Water and Electricity	9,429,456.67	0.00	9,429,456.67
22112 Communication	8,767,802.81	0.00	8,767,802.81
22120 Rent	16,236,067.00	0.00	16,236,067.00
22121 House Rent	16,236,067.00	0.00	16,236,067.00
22122 Other Rent	0.00	0.00	0.00
22210 Operation & Maintenance of Capital Assets	19,833,505.96	0.00	19,833,505.96
22211 Fuel and Oil - Vehicles	9,726,154.37	0.00	9,726,154.37
22212 Operation & Maintenance	9,892,700.53	0.00	9,892,700.53
22213 Insurance	214,651.06	0.00	214,651.06
22310 Office Materials & Services	133,773,996.22	0.00	133,773,996.22
22311 General Office Expenses	129,104,552.37	0.00	129,104,552.37
22313 Books and Materials	5,035.00	0.00	5,035.00
22314 Fuel and Oil - For Administrative Purposes	4,664,408.85	0.00	4,664,408.85
22320 Repair and Maintenance of Public Property	295,000.00	0.00	295,000.00
22321 Repair and Maintenance of Public Property	295,000.00	0.00	295,000.00
22410 Consultancy and Other Services fee	161,990,422.47	962,243.13	162,952,665.60
22411 Consultancy and Services Expenses	40,355,261.38	962,243.13	41,317,504.51
22412 Other Service Fee	121,635,161.09	0.00	121,635,161.09
22510 Consultancy and Other Services fee	13,523,469.00	0.00	13,523,469.00
22511 Employee Training	10,240,313.00	0.00	10,240,313.00
22512 Skill Development and Awareness Training Program	3,283,156.00	0.00	3,283,156.00
22520 Production Materials and Programme Expenses	33,728,140.09	0.00	33,728,140.09
22521 Production Materials/Services	20,853,626.09	0.00	20,853,626.09
22522 Program Expenses	12,874,514.00	0.00	12,874,514.00
22610 Monitoring, Evaluation & Travelling Expenses	17,452,530.00	0.00	17,452,530.00
22611 Monitoring & Evaluation Expenses	12,831,540.00	0.00	12,831,540.00
22612 Travelling Expenses	4,620,990.00	0.00	4,620,990.00
22710 Miscellaneous	6,052,432.60	0.00	6,052,432.60
22711 Miscellaneous	6,052,432.60	0.00	6,052,432.60
26410 Recurrent Grant	397,906,201.77	0.00	397,906,201.77
26411 Unconditional Recurrent Grant to Government Agencies, Committees & Boards	208,687,000.00	0.00	208,687,000.00
26412 Conditional Recurrent Grant to Government Agencies, Committees & Boards	55,300,000.00	0.00	55,300,000.00
26413 Unconditional Recurrent Grant to Other Institutions & Individuals	133,919,201.77	0.00	133,919,201.77
26420 Capital Grant	51,200,000.00	0.00	51,200,000.00
26421 Unconditional Capital Grant to Government Agencies, Committees & Boards	35,000,000.00	0.00	35,000,000.00
26422 Conditional Recurrent Grant to Government	8,200,000.00	0.00	8,200,000.00

Financial Comptroller General Office
Economic Code wise Aggregate Expenditure (Recurrent)

Upto Month: Ashad

Fiscal Year 2070/71

Ministry/Economic Code		Cash	Non Cash	Total Expenditure
	Agencies, Committees & Boards			
26423	Unconditional Capital Grant to Other Institutions & Individuals	8,000,000.00	0.00	8,000,000.00
27310	Retirement Benefits	71,889,911.63	0.00	71,889,911.63
27311	Pensions and Disability Allowance	79,573.00	0.00	79,573.00
27312	Gratuity	2,039,401.16	0.00	2,039,401.16
27313	Accumulated Leave	26,813,933.47	0.00	26,813,933.47
27314	Medical Facility	42,911,764.00	0.00	42,911,764.00
27315	Deceased Staff Assistance	45,240.00	0.00	45,240.00
365	Ministry of Federal Affairs and Local Development	59,154,765,056.73	662,901,946.47	59,817,667,003.20
	Recurrent	59,154,765,056.73	662,901,946.47	59,817,667,003.20
21110	Wages and salaries in cash	938,337,206.35	0.00	938,337,206.35
21111	Salary	877,420,549.13	0.00	877,420,549.13
21112	Local Allowances	24,940,927.36	0.00	24,940,927.36
21113	Dearness Allowance	27,499,751.45	0.00	27,499,751.45
21114	Field Allowance	1,702,862.00	0.00	1,702,862.00
21119	Other Allowance	6,773,116.41	0.00	6,773,116.41
21120	Wages and salaries in kind	107,061,997.00	0.00	107,061,997.00
21121	Clothing	52,069,976.00	0.00	52,069,976.00
21123	Medical Expense	54,992,021.00	0.00	54,992,021.00
22110	Utilities	14,884,341.22	0.00	14,884,341.22
22111	Water and Electricity	7,482,044.64	0.00	7,482,044.64
22112	Communication	7,402,296.58	0.00	7,402,296.58
22120	Rent	7,020,191.00	0.00	7,020,191.00
22121	House Rent	5,540,987.00	0.00	5,540,987.00
22122	Other Rent	1,479,204.00	0.00	1,479,204.00
22210	Operation & Maintenance of Capital Assets	32,746,614.38	0.00	32,746,614.38
22211	Fuel and Oil - Vehicles	19,347,585.08	0.00	19,347,585.08
22212	Operation & Maintenance	12,860,145.70	0.00	12,860,145.70
22213	Insurance	538,883.60	0.00	538,883.60
22310	Office Materials & Services	39,181,219.17	628,561.00	39,809,780.17
22311	General Office Expenses	38,952,639.67	628,561.00	39,581,200.67
22313	Books and Materials	0.00	0.00	0.00
22314	Fuel and Oil - For Administrative Purposes	228,579.50	0.00	228,579.50
22410	Consultancy and Other Services fee	145,774,004.79	41,005,311.16	186,779,315.95
22411	Consultancy and Services Expenses	134,540,381.41	41,005,311.16	175,545,692.57
22412	Other Service Fee	11,233,623.38	0.00	11,233,623.38
22510	Consultancy and Other Services fee	279,415,444.81	54,250,248.26	333,665,693.07
22511	Employee Training	14,109,059.00	9,859,523.26	23,968,582.26
22512	Skill Development and Awareness Training Program	265,306,385.81	44,390,725.00	309,697,110.81
22520	Production Materials and Programme Expenses	120,063,985.06	1,623,161.55	121,687,146.61
22522	Program Expenses	120,063,985.06	1,623,161.55	121,687,146.61
22530	Medicines	31,730,056.00	0.00	31,730,056.00
22531	Medicine Purchases	31,730,056.00	0.00	31,730,056.00
22610	Monitoring, Evaluation & Travelling Expenses	40,835,474.00	726,116.00	41,561,590.00
22611	Monitoring & Evaluation Expenses	38,522,309.00	726,116.00	39,248,425.00
22612	Travelling Expenses	2,313,165.00	0.00	2,313,165.00

Government of Nepal
Ministry of Finance

Financial Comptroller General Office
Economic Code wise Aggregate Expenditure (Recurrent)

Upto Month: Ashad

Fiscal Year 2070/71

Ministry/Economic Code		Cash	Non Cash	Total Expenditure
22710	Miscellaneous	7,432,694.20	0.00	7,432,694.20
22711	Miscellaneous	7,432,694.20	0.00	7,432,694.20
25210	Subsidies to Non-Financial Enterprises	4,500,000.00	0.00	4,500,000.00
25212	Capital Subsidies to Non-Financial Private Enterprises	4,500,000.00	0.00	4,500,000.00
26310	Recurrent Grant to Local Body	9,232,631,196.73	0.00	9,232,631,196.73
26311	Unconditional Recurrent Grant to Local Bodies	5,574,700,401.70	0.00	5,574,700,401.70
26312	Conditional Recurrent Grant to Local Bodies	3,657,930,795.03	0.00	3,657,930,795.03
26320	Capital Grant to Local Body	19,873,144,161.03	564,668,548.50	20,437,812,709.53
26321	Unconditional Capital Grant to Local Bodies	9,001,010,519.34	0.00	9,001,010,519.34
26322	Conditional Capital Grant to Local Bodies	10,872,133,641.69	564,668,548.50	11,436,802,190.19
26410	Recurrent Grant	17,576,631,816.25	0.00	17,576,631,816.25
26411	Unconditional Recurrent Grant to Government Agencies, Committees & Boards	14,270,219,343.25	0.00	14,270,219,343.25
26412	Conditional Recurrent Grant to Government Agencies, Committees & Boards	3,306,412,473.00	0.00	3,306,412,473.00
26420	Capital Grant	118,316,638.89	0.00	118,316,638.89
26421	Unconditional Capital Grant to Government Agencies, Committees & Boards	117,316,638.89	0.00	117,316,638.89
26422	Conditional Recurrent Grant to Government Agencies, Committees & Boards	0.00	0.00	0.00
26423	Unconditional Capital Grant to Other Institutions & Individuals	1,000,000.00	0.00	1,000,000.00
27110	Social Security	10,506,281,282.00	0.00	10,506,281,282.00
27111	Conditional Social Security Subsidy	10,506,281,282.00	0.00	10,506,281,282.00
27210	Scholarships	27,047,000.00	0.00	27,047,000.00
27211	Scholarships	27,047,000.00	0.00	27,047,000.00
27310	Retirement Benefits	51,729,733.85	0.00	51,729,733.85
27311	Pensions and Disability Allowance	2,150,000.00	0.00	2,150,000.00
27312	Gratuity	3,559,683.39	0.00	3,559,683.39
27313	Accumulated Leave	20,997,307.46	0.00	20,997,307.46
27314	Medical Facility	25,022,743.00	0.00	25,022,743.00
370	Ministry of Health and Population	17,023,004,098.29	1,041,420,092.08	18,064,424,190.37
	Recurrent	17,023,004,098.29	1,041,420,092.08	18,064,424,190.37
21110	Wages and salaries in cash	4,820,999,080.36	0.00	4,820,999,080.36
21111	Salary	4,236,542,248.81	0.00	4,236,542,248.81
21112	Local Allowances	299,818,990.51	0.00	299,818,990.51
21113	Dearness Allowance	168,503,029.67	0.00	168,503,029.67
21114	Field Allowance	21,822,311.00	0.00	21,822,311.00
21119	Other Allowance	94,312,500.37	0.00	94,312,500.37
21120	Wages and salaries in kind	483,867,765.94	0.00	483,867,765.94
21121	Clothing	276,082,618.30	0.00	276,082,618.30
21122	Fooding	44,071,776.64	0.00	44,071,776.64
21123	Medical Expense	163,713,371.00	0.00	163,713,371.00
22110	Utilities	49,531,417.01	0.00	49,531,417.01
22111	Water and Electricity	31,520,723.91	0.00	31,520,723.91
22112	Communication	18,010,693.10	0.00	18,010,693.10
22120	Rent	10,592,325.89	0.00	10,592,325.89
22121	House Rent	9,370,044.40	0.00	9,370,044.40
22122	Other Rent	1,222,281.49	0.00	1,222,281.49
22210	Operation & Maintenance of Capital Assets	61,781,563.27	0.00	61,781,563.27

Financial Comptroller General Office
Economic Code wise Aggregate Expenditure (Recurrent)

Upto Month: Ashad

Fiscal Year 2070/71

Ministry/Economic Code		Cash	Non Cash	Total Expenditure
22211	Fuel and Oil - Vehicles	36,162,927.45	0.00	36,162,927.45
22212	Operation & Maintenance	25,062,162.52	0.00	25,062,162.52
22213	Insurance	556,473.30	0.00	556,473.30
22310	Office Materials & Services	211,120,279.75	18,624,118.00	229,744,397.75
22311	General Office Expenses	209,166,826.12	18,562,161.00	227,728,987.12
22313	Books and Materials	988,651.13	61,957.00	1,050,608.13
22314	Fuel and Oil - For Administrative Purposes	964,802.50	0.00	964,802.50
22410	Consultancy and Other Services fee	597,759,162.27	74,726,098.94	672,485,261.21
22411	Consultancy and Services Expenses	575,293,989.47	74,726,098.94	650,020,088.41
22412	Other Service Fee	22,465,172.80	0.00	22,465,172.80
22510	Consultancy and Other Services fee	2,026,640,955.45	371,187,830.55	2,397,828,786.00
22511	Employee Training	103,613,660.00	894,100.00	104,507,760.00
22512	Skill Development and Awareness Training Program	1,923,027,295.45	370,293,730.55	2,293,321,026.00
22520	Production Materials and Programme Expenses	32,906,204.98	3,541,307.00	36,447,511.98
22522	Program Expenses	32,906,204.98	3,541,307.00	36,447,511.98
22530	Medicines	1,505,546,437.31	476,777,708.00	1,982,324,145.31
22531	Medicine Purchases	1,505,546,437.31	476,777,708.00	1,982,324,145.31
22610	Monitoring, Evaluation & Travelling Expenses	172,793,450.16	7,255,837.00	180,049,287.16
22611	Monitoring & Evaluation Expenses	163,030,328.69	7,255,837.00	170,286,165.69
22612	Travelling Expenses	9,579,779.84	0.00	9,579,779.84
22613	Travelling Expenses of VIPs & Delegations	183,341.63	0.00	183,341.63
22710	Miscellaneous	11,229,394.49	0.00	11,229,394.49
22711	Miscellaneous	11,229,394.49	0.00	11,229,394.49
26310	Recurrent Grant to Local Body	142,516,344.34	0.00	142,516,344.34
26312	Conditional Recurrent Grant to Local Bodies	142,516,344.34	0.00	142,516,344.34
26410	Recurrent Grant	3,471,429,478.39	89,307,192.59	3,560,736,670.98
26411	Unconditional Recurrent Grant to Government Agencies, Committees & Boards	1,617,796,106.22	0.00	1,617,796,106.22
26412	Conditional Recurrent Grant to Government Agencies, Committees & Boards	1,853,633,372.17	89,307,192.59	1,942,940,564.76
26420	Capital Grant	2,281,577,575.52	0.00	2,281,577,575.52
26422	Conditional Recurrent Grant to Government Agencies, Committees & Boards	930,274,187.86	0.00	930,274,187.86
26423	Unconditional Capital Grant to Other Institutions & Individuals	1,351,303,387.66	0.00	1,351,303,387.66
27110	Social Security	1,002,471,946.44	0.00	1,002,471,946.44
27111	Conditional Social Security Subsidy	1,002,471,946.44	0.00	1,002,471,946.44
27310	Retirement Benefits	140,240,716.72	0.00	140,240,716.72
27311	Pensions and Disability Allowance	621,230.00	0.00	621,230.00
27312	Gratuity	9,091,243.19	0.00	9,091,243.19
27313	Accumulated Leave	55,163,195.53	0.00	55,163,195.53
27314	Medical Facility	75,365,048.00	0.00	75,365,048.00
371	Ministry of Labour and Employment	447,753,264.44	131,990,249.00	579,743,513.44
	Recurrent	447,753,264.44	131,990,249.00	579,743,513.44
21110	Wages and salaries in cash	181,128,003.77	0.00	181,128,003.77
21111	Salary	169,091,658.36	0.00	169,091,658.36
21112	Local Allowances	57,000.00	0.00	57,000.00
21113	Dearness Allowance	7,401,019.18	0.00	7,401,019.18
21119	Other Allowance	4,578,326.23	0.00	4,578,326.23
21120	Wages and salaries in kind	7,581,668.00	0.00	7,581,668.00

Government of Nepal
Ministry of Finance

Financial Comptroller General Office
Economic Code wise Aggregate Expenditure (Recurrent)

Upto Month: Ashad

Fiscal Year 2070/71

Ministry/Economic Code		Cash	Non Cash	Total Expenditure
21121	Clothing	2,220,000.00	0.00	2,220,000.00
21123	Medical Expense	5,361,668.00	0.00	5,361,668.00
22110	Utilities	7,648,483.99	0.00	7,648,483.99
22111	Water and Electricity	3,955,160.24	0.00	3,955,160.24
22112	Communication	3,693,323.75	0.00	3,693,323.75
22120	Rent	18,367,231.00	0.00	18,367,231.00
22121	House Rent	18,367,231.00	0.00	18,367,231.00
22210	Operation & Maintenance of Capital Assets	12,900,064.40	0.00	12,900,064.40
22211	Fuel and Oil - Vehicles	6,940,341.27	0.00	6,940,341.27
22212	Operation & Maintenance	5,833,115.33	0.00	5,833,115.33
22213	Insurance	126,607.80	0.00	126,607.80
22310	Office Materials & Services	20,214,711.22	0.00	20,214,711.22
22311	General Office Expenses	19,712,862.62	0.00	19,712,862.62
22313	Books and Materials	88,081.00	0.00	88,081.00
22314	Fuel and Oil - For Administrative Purposes	413,767.60	0.00	413,767.60
22410	Consultancy and Other Services fee	20,353,509.88	0.00	20,353,509.88
22411	Consultancy and Services Expenses	14,204,797.13	0.00	14,204,797.13
22412	Other Service Fee	6,148,712.75	0.00	6,148,712.75
22510	Consultancy and Other Services fee	74,717,454.48	110,614,263.00	185,331,717.48
22511	Employee Training	629,690.00	0.00	629,690.00
22512	Skill Development and Awareness Training Program	74,087,764.48	110,614,263.00	184,702,027.48
22520	Production Materials and Programme Expenses	28,704,157.72	21,375,986.00	50,080,143.72
22522	Program Expenses	28,704,157.72	21,375,986.00	50,080,143.72
22530	Medicines	57,055.00	0.00	57,055.00
22531	Medicine Purchases	57,055.00	0.00	57,055.00
22610	Monitoring, Evaluation & Travelling Expenses	9,236,102.63	0.00	9,236,102.63
22611	Monitoring & Evaluation Expenses	5,522,248.00	0.00	5,522,248.00
22612	Travelling Expenses	3,216,134.63	0.00	3,216,134.63
22613	Travelling Expenses of VIPs & Delegations	497,720.00	0.00	497,720.00
22710	Miscellaneous	2,432,686.75	0.00	2,432,686.75
22711	Miscellaneous	2,432,686.75	0.00	2,432,686.75
26410	Recurrent Grant	61,289,851.00	0.00	61,289,851.00
26411	Unconditional Recurrent Grant to Government Agencies, Committees & Boards	2,400,000.00	0.00	2,400,000.00
26412	Conditional Recurrent Grant to Government Agencies, Committees & Boards	58,889,851.00	0.00	58,889,851.00
27310	Retirement Benefits	3,122,284.60	0.00	3,122,284.60
27312	Gratuity	2,703,452.27	0.00	2,703,452.27
27313	Accumulated Leave	152,672.33	0.00	152,672.33
27314	Medical Facility	266,160.00	0.00	266,160.00
391	National Planning Commission Secreterate	421,473,388.55	6,441,775.00	427,915,163.55
	Recurrent	421,473,388.55	6,441,775.00	427,915,163.55
21110	Wages and salaries in cash	174,220,837.47	0.00	174,220,837.47
21111	Salary	155,881,290.07	0.00	155,881,290.07
21112	Local Allowances	2,393,762.77	0.00	2,393,762.77
21113	Dearness Allowance	6,088,306.31	0.00	6,088,306.31
21119	Other Allowance	9,857,478.32	0.00	9,857,478.32
21120	Wages and salaries in kind	12,512,041.00	0.00	12,512,041.00

Financial Comptroller General Office
Economic Code wise Aggregate Expenditure (Recurrent)

Upto Month: Ashad

Fiscal Year 2070/71

Ministry/Economic Code		Cash	Non Cash	Total Expenditure
21121	Clothing	3,877,100.00	0.00	3,877,100.00
21123	Medical Expense	8,634,941.00	0.00	8,634,941.00
22110	Utilities	5,446,861.25	0.00	5,446,861.25
22111	Water and Electricity	2,328,818.19	0.00	2,328,818.19
22112	Communication	3,118,043.06	0.00	3,118,043.06
22120	Rent	8,237,383.00	0.00	8,237,383.00
22121	House Rent	8,237,383.00	0.00	8,237,383.00
22210	Operation & Maintenance of Capital Assets	17,015,489.86	0.00	17,015,489.86
22211	Fuel and Oil - Vehicles	10,176,698.06	0.00	10,176,698.06
22212	Operation & Maintenance	6,734,240.45	0.00	6,734,240.45
22213	Insurance	104,551.35	0.00	104,551.35
22310	Office Materials & Services	27,416,319.55	0.00	27,416,319.55
22311	General Office Expenses	26,604,921.55	0.00	26,604,921.55
22313	Books and Materials	384,520.00	0.00	384,520.00
22314	Fuel and Oil - For Administrative Purposes	426,878.00	0.00	426,878.00
22410	Consultancy and Other Services fee	33,088,837.95	2,788,685.32	35,877,523.27
22411	Consultancy and Services Expenses	23,295,958.54	2,788,685.32	26,084,643.86
22412	Other Service Fee	9,792,879.41	0.00	9,792,879.41
22510	Consultancy and Other Services fee	7,403,158.00	0.00	7,403,158.00
22511	Employee Training	6,740,978.00	0.00	6,740,978.00
22512	Skill Development and Awareness Training Program	662,180.00	0.00	662,180.00
22520	Production Materials and Programme Expenses	106,922,954.47	3,653,089.68	110,576,044.15
22522	Program Expenses	106,922,954.47	3,653,089.68	110,576,044.15
22610	Monitoring, Evaluation & Travelling Expenses	17,441,800.00	0.00	17,441,800.00
22611	Monitoring & Evaluation Expenses	16,317,119.00	0.00	16,317,119.00
22612	Travelling Expenses	931,344.00	0.00	931,344.00
22613	Travelling Expenses of VIPs & Delegations	193,337.00	0.00	193,337.00
22710	Miscellaneous	8,838,429.00	0.00	8,838,429.00
22711	Miscellaneous	8,838,429.00	0.00	8,838,429.00
26410	Recurrent Grant	1,000,000.00	0.00	1,000,000.00
26412	Conditional Recurrent Grant to Government Agencies, Committees & Boards	1,000,000.00	0.00	1,000,000.00
27310	Retirement Benefits	1,929,277.00	0.00	1,929,277.00
27312	Gratuity	488,048.00	0.00	488,048.00
27313	Accumulated Leave	590,009.00	0.00	590,009.00
27314	Medical Facility	851,220.00	0.00	851,220.00
502	MOF Domestic Debt Service	12,037,867,864.38	0.00	12,037,867,864.38
	Recurrent	12,037,867,864.38	0.00	12,037,867,864.38
22410	Consultancy and Other Services fee	0.00	0.00	0.00
22411	Consultancy and Services Expenses	0.00	0.00	0.00
24110	Interest on Foreign Foreign	3,365,196,124.16	0.00	3,365,196,124.16
24111	Interest on Foreign Loan	3,365,196,124.16	0.00	3,365,196,124.16
24210	Interest on Internal Loan	8,672,671,740.22	0.00	8,672,671,740.22
24211	Interest on Internal Loan	8,672,671,740.22	0.00	8,672,671,740.22

Government of Nepal

Ministry of Finance

Financial Comptroller General Office
Economic Code wise Aggregate Expenditure (Capital)

Upto Month: Ashad

Fiscal Year 2070/71

Ministry/Economic Code		Cash	Non Cash	Total Expenditure
101	President	151,789,731.00	0.00	151,789,731.00
	Capital	151,789,731.00	0.00	151,789,731.00
	29220 Building Construction	99,977,349.00	0.00	99,977,349.00
	29221 Building Construction	99,977,349.00	0.00	99,977,349.00
	29310 Furniture & Fittings	3,496,651.00	0.00	3,496,651.00
	29311 Furniture & Fixtures	3,496,651.00	0.00	3,496,651.00
	29410 Vehicles	24,994,998.00	0.00	24,994,998.00
	29411 Vehicles	24,994,998.00	0.00	24,994,998.00
	29510 Plant & Machinery	3,495,593.00	0.00	3,495,593.00
	29511 Plant & Machinery	3,495,593.00	0.00	3,495,593.00
	29610 Civil Works - Construction	19,238,388.00	0.00	19,238,388.00
	29611 Civil Works - Construction	19,238,388.00	0.00	19,238,388.00
	29710 Capital Research & Consultancy	586,752.00	0.00	586,752.00
	29711 Capital Research & Consultancy	586,752.00	0.00	586,752.00
102	Deputy President	2,539,790.00	0.00	2,539,790.00
	Capital	2,539,790.00	0.00	2,539,790.00
	29310 Furniture & Fittings	499,999.00	0.00	499,999.00
	29311 Furniture & Fixtures	499,999.00	0.00	499,999.00
	29410 Vehicles	575,700.00	0.00	575,700.00
	29411 Vehicles	575,700.00	0.00	575,700.00
	29510 Plant & Machinery	1,414,371.00	0.00	1,414,371.00
	29511 Plant & Machinery	1,414,371.00	0.00	1,414,371.00
	29710 Capital Research & Consultancy	49,720.00	0.00	49,720.00
	29712 Software Devloment and Purchase	49,720.00	0.00	49,720.00
202	Constituent Assembly / Legislature - Parliament	31,549,683.00	0.00	31,549,683.00
	Capital	31,549,683.00	0.00	31,549,683.00
	29310 Furniture & Fittings	13,868,429.00	0.00	13,868,429.00
	29311 Furniture & Fixtures	13,868,429.00	0.00	13,868,429.00
	29410 Vehicles	6,947,886.00	0.00	6,947,886.00
	29411 Vehicles	6,947,886.00	0.00	6,947,886.00
	29510 Plant & Machinery	3,763,277.00	0.00	3,763,277.00
	29511 Plant & Machinery	3,763,277.00	0.00	3,763,277.00
	29620 Capital Formation - Civil Works	6,970,091.00	0.00	6,970,091.00
	29621 Capital Formation	6,970,091.00	0.00	6,970,091.00
204	Courts	690,340,394.24	0.00	690,340,394.24
	Capital	690,340,394.24	0.00	690,340,394.24
	29110 Land Acquisition	83,452,046.00	0.00	83,452,046.00
	29111 Land Acquisition	83,452,046.00	0.00	83,452,046.00
	29220 Building Construction	167,098,577.86	0.00	167,098,577.86
	29221 Building Construction	167,098,577.86	0.00	167,098,577.86
	29310 Furniture & Fittings	7,544,853.23	0.00	7,544,853.23
	29311 Furniture & Fixtures	7,544,853.23	0.00	7,544,853.23
	29410 Vehicles	380,647,569.00	0.00	380,647,569.00
	29411 Vehicles	380,647,569.00	0.00	380,647,569.00
	29510 Plant & Machinery	33,320,508.79	0.00	33,320,508.79
	29511 Plant & Machinery	33,320,508.79	0.00	33,320,508.79
	29610 Civil Works - Construction	8,817,982.98	0.00	8,817,982.98
	29611 Civil Works - Construction	8,817,982.98	0.00	8,817,982.98
	29620 Capital Formation - Civil Works	9,084,261.38	0.00	9,084,261.38
	29621 Capital Formation	9,084,261.38	0.00	9,084,261.38
	29710 Capital Research & Consultancy	374,595.00	0.00	374,595.00

Financial Comptroller General Office
Economic Code wise Aggregate Expenditure (Capital)

Upto Month: Ashad

Fiscal Year 2070/71

Ministry/Economic Code		Cash	Non Cash	Total Expenditure
	29711 Capital Research & Consultancy	374,595.00	0.00	374,595.00
206	Commission for Investigation of Abuse of Authority	131,928,223.65	0.00	131,928,223.65
	Capital	131,928,223.65	0.00	131,928,223.65
	29220 Building Construction	16,498,151.00	0.00	16,498,151.00
	29221 Building Construction	16,498,151.00	0.00	16,498,151.00
	29310 Furniture & Fittings	18,389,571.80	0.00	18,389,571.80
	29311 Furniture & Fixtures	18,389,571.80	0.00	18,389,571.80
	29410 Vehicles	72,457,090.00	0.00	72,457,090.00
	29411 Vehicles	72,457,090.00	0.00	72,457,090.00
	29510 Plant & Machinery	24,583,410.85	0.00	24,583,410.85
	29511 Plant & Machinery	24,583,410.85	0.00	24,583,410.85
208	Office of the Auditor General	11,545,409.00	13,710,683.00	25,256,092.00
	Capital	11,545,409.00	13,710,683.00	25,256,092.00
	29220 Building Construction	62,607.00	0.00	62,607.00
	29221 Building Construction	62,607.00	0.00	62,607.00
	29310 Furniture & Fittings	1,053,633.00	0.00	1,053,633.00
	29311 Furniture & Fixtures	1,053,633.00	0.00	1,053,633.00
	29410 Vehicles	9,584,400.00	0.00	9,584,400.00
	29411 Vehicles	9,584,400.00	0.00	9,584,400.00
	29510 Plant & Machinery	844,769.00	13,710,683.00	14,555,452.00
	29511 Plant & Machinery	844,769.00	13,710,683.00	14,555,452.00
210	Public Service Commission	26,666,829.78	0.00	26,666,829.78
	Capital	26,666,829.78	0.00	26,666,829.78
	29220 Building Construction	8,133,159.10	0.00	8,133,159.10
	29221 Building Construction	8,133,159.10	0.00	8,133,159.10
	29310 Furniture & Fittings	3,970,955.23	0.00	3,970,955.23
	29311 Furniture & Fixtures	3,970,955.23	0.00	3,970,955.23
	29410 Vehicles	965,700.00	0.00	965,700.00
	29411 Vehicles	965,700.00	0.00	965,700.00
	29510 Plant & Machinery	4,967,858.00	0.00	4,967,858.00
	29511 Plant & Machinery	4,967,858.00	0.00	4,967,858.00
	29610 Civil Works - Construction	6,456,986.63	0.00	6,456,986.63
	29611 Civil Works - Construction	6,456,986.63	0.00	6,456,986.63
	29620 Capital Formation - Civil Works	2,172,170.82	0.00	2,172,170.82
	29621 Capital Formation	2,172,170.82	0.00	2,172,170.82
212	Election Commission	60,574,620.59	0.00	60,574,620.59
	Capital	60,574,620.59	0.00	60,574,620.59
	29220 Building Construction	34,703,142.59	0.00	34,703,142.59
	29221 Building Construction	34,703,142.59	0.00	34,703,142.59
	29310 Furniture & Fittings	1,180,561.00	0.00	1,180,561.00
	29311 Furniture & Fixtures	1,180,561.00	0.00	1,180,561.00
	29410 Vehicles	16,605,999.00	0.00	16,605,999.00
	29411 Vehicles	16,605,999.00	0.00	16,605,999.00
	29510 Plant & Machinery	7,594,447.00	0.00	7,594,447.00
	29511 Plant & Machinery	7,594,447.00	0.00	7,594,447.00
	29610 Civil Works - Construction	490,471.00	0.00	490,471.00
	29611 Civil Works - Construction	490,471.00	0.00	490,471.00
214	National Human Rights Commission	4,248,646.50	0.00	4,248,646.50
	Capital	4,248,646.50	0.00	4,248,646.50

Financial Comptroller General Office
Economic Code wise Aggregate Expenditure (Capital)

Upto Month: Ashad

Fiscal Year 2070/71

Ministry/Economic Code		Cash	Non Cash	Total Expenditure
	29310 Furniture & Fittings	1,509,170.02	0.00	1,509,170.02
	29311 Furniture & Fixtures	1,509,170.02	0.00	1,509,170.02
	29510 Plant & Machinery	2,739,476.48	0.00	2,739,476.48
	29511 Plant & Machinery	2,739,476.48	0.00	2,739,476.48
216	Office of the Attorney General	108,480,612.96	0.00	108,480,612.96
	Capital	108,480,612.96	0.00	108,480,612.96
	29220 Building Construction	62,541,250.64	0.00	62,541,250.64
	29221 Building Construction	62,541,250.64	0.00	62,541,250.64
	29310 Furniture & Fittings	9,244,491.30	0.00	9,244,491.30
	29311 Furniture & Fixtures	9,244,491.30	0.00	9,244,491.30
	29410 Vehicles	23,920,874.65	0.00	23,920,874.65
	29411 Vehicles	23,920,874.65	0.00	23,920,874.65
	29510 Plant & Machinery	7,448,145.91	0.00	7,448,145.91
	29511 Plant & Machinery	7,448,145.91	0.00	7,448,145.91
	29610 Civil Works - Construction	2,991,796.19	0.00	2,991,796.19
	29611 Civil Works - Construction	2,991,796.19	0.00	2,991,796.19
	29620 Capital Formation - Civil Works	2,334,054.27	0.00	2,334,054.27
	29621 Capital Formation	2,334,054.27	0.00	2,334,054.27
218	Council of Justice	3,499,565.00	0.00	3,499,565.00
	Capital	3,499,565.00	0.00	3,499,565.00
	29310 Furniture & Fittings	1,499,565.00	0.00	1,499,565.00
	29311 Furniture & Fixtures	1,499,565.00	0.00	1,499,565.00
	29510 Plant & Machinery	2,000,000.00	0.00	2,000,000.00
	29511 Plant & Machinery	2,000,000.00	0.00	2,000,000.00
301	Prime Minister and Council of Minister's Office	65,872,662.01	554,198,176.99	620,070,839.00
	Capital	65,872,662.01	554,198,176.99	620,070,839.00
	29220 Building Construction	3,963,955.98	0.00	3,963,955.98
	29221 Building Construction	3,963,955.98	0.00	3,963,955.98
	29230 Capital Formation - Building	2,452,304.53	0.00	2,452,304.53
	29231 Capital Formation - Building	2,452,304.53	0.00	2,452,304.53
	29310 Furniture & Fittings	4,323,238.01	0.00	4,323,238.01
	29311 Furniture & Fixtures	4,323,238.01	0.00	4,323,238.01
	29410 Vehicles	37,182,971.25	0.00	37,182,971.25
	29411 Vehicles	37,182,971.25	0.00	37,182,971.25
	29510 Plant & Machinery	10,325,817.63	554,198,176.99	564,523,994.62
	29511 Plant & Machinery	10,325,817.63	554,198,176.99	564,523,994.62
	29610 Civil Works - Construction	2,779,799.00	0.00	2,779,799.00
	29611 Civil Works - Construction	2,779,799.00	0.00	2,779,799.00
	29710 Capital Research & Consultancy	4,844,575.61	0.00	4,844,575.61
	29711 Capital Research & Consultancy	4,494,275.61	0.00	4,494,275.61
	29712 Software Devloment and Purchase	350,300.00	0.00	350,300.00
305	Ministry of Finance	600,775,470.72	0.00	600,775,470.72
	Capital	600,775,470.72	0.00	600,775,470.72
	29110 Land Acquisition	25,034,323.00	0.00	25,034,323.00
	29111 Land Acquisition	25,034,323.00	0.00	25,034,323.00
	29220 Building Construction	158,748,845.99	0.00	158,748,845.99
	29221 Building Construction	158,748,845.99	0.00	158,748,845.99
	29230 Capital Formation - Building	3,029,796.00	0.00	3,029,796.00
	29231 Capital Formation - Building	3,029,796.00	0.00	3,029,796.00
	29310 Furniture & Fittings	51,666,519.01	0.00	51,666,519.01

Financial Comptroller General Office
Economic Code wise Aggregate Expenditure (Capital)

Upto Month: Ashad

Fiscal Year 2070/71

Ministry/Economic Code		Cash	Non Cash	Total Expenditure
29311	Furniture & Fixtures	51,666,519.01	0.00	51,666,519.01
29410	Vehicles	37,307,320.00	0.00	37,307,320.00
29411	Vehicles	37,307,320.00	0.00	37,307,320.00
29510	Plant & Machinery	202,246,762.10	0.00	202,246,762.10
29511	Plant & Machinery	202,246,762.10	0.00	202,246,762.10
29610	Civil Works - Construction	72,867,976.31	0.00	72,867,976.31
29611	Civil Works - Construction	72,867,976.31	0.00	72,867,976.31
29620	Capital Formation - Civil Works	36,802,868.56	0.00	36,802,868.56
29621	Capital Formation	36,802,868.56	0.00	36,802,868.56
29710	Capital Research & Consultancy	13,071,059.75	0.00	13,071,059.75
29711	Capital Research & Consultancy	1,223,357.00	0.00	1,223,357.00
29712	Software Devloment and Purchase	11,847,702.75	0.00	11,847,702.75
307	Ministry of Industry	235,027,492.87	0.00	235,027,492.87
	Capital	235,027,492.87	0.00	235,027,492.87
29220	Building Construction	79,343,097.77	0.00	79,343,097.77
29221	Building Construction	79,343,097.77	0.00	79,343,097.77
29230	Capital Formation - Building	11,741,465.55	0.00	11,741,465.55
29231	Capital Formation - Building	11,741,465.55	0.00	11,741,465.55
29310	Furniture & Fittings	10,452,619.33	0.00	10,452,619.33
29311	Furniture & Fixtures	10,452,619.33	0.00	10,452,619.33
29410	Vehicles	3,419,735.59	0.00	3,419,735.59
29411	Vehicles	3,419,735.59	0.00	3,419,735.59
29510	Plant & Machinery	82,099,993.09	0.00	82,099,993.09
29511	Plant & Machinery	82,099,993.09	0.00	82,099,993.09
29610	Civil Works - Construction	23,767,029.63	0.00	23,767,029.63
29611	Civil Works - Construction	23,767,029.63	0.00	23,767,029.63
29620	Capital Formation - Civil Works	8,734,046.17	0.00	8,734,046.17
29621	Capital Formation	8,734,046.17	0.00	8,734,046.17
29710	Capital Research & Consultancy	15,469,505.74	0.00	15,469,505.74
29711	Capital Research & Consultancy	13,153,557.74	0.00	13,153,557.74
29712	Software Devloment and Purchase	2,315,948.00	0.00	2,315,948.00
308	Ministry of Energy	550,227,621.99	77,346,160.00	627,573,781.99
	Capital	550,227,621.99	77,346,160.00	627,573,781.99
29220	Building Construction	11,188,230.57	0.00	11,188,230.57
29221	Building Construction	11,188,230.57	0.00	11,188,230.57
29310	Furniture & Fittings	2,648,502.08	0.00	2,648,502.08
29311	Furniture & Fixtures	2,648,502.08	0.00	2,648,502.08
29410	Vehicles	15,741,050.00	0.00	15,741,050.00
29411	Vehicles	15,741,050.00	0.00	15,741,050.00
29510	Plant & Machinery	4,449,087.50	0.00	4,449,087.50
29511	Plant & Machinery	4,449,087.50	0.00	4,449,087.50
29610	Civil Works - Construction	11,695,303.56	0.00	11,695,303.56
29611	Civil Works - Construction	11,695,303.56	0.00	11,695,303.56
29710	Capital Research & Consultancy	504,505,448.28	77,346,160.00	581,851,608.28
29711	Capital Research & Consultancy	504,505,448.28	77,346,160.00	581,851,608.28
311	Ministry of Law, Justice, Constituent Assembly and Parliament	11,595,401.54	0.00	11,595,401.54
	Capital	11,595,401.54	0.00	11,595,401.54
29230	Capital Formation - Building	3,269,089.06	0.00	3,269,089.06
29231	Capital Formation - Building	3,269,089.06	0.00	3,269,089.06
29310	Furniture & Fittings	998,856.71	0.00	998,856.71

Government of Nepal
Ministry of Finance

Financial Comptroller General Office
Economic Code wise Aggregate Expenditure (Capital)

Upto Month: Ashad

Fiscal Year 2070/71

Ministry/Economic Code		Cash	Non Cash	Total Expenditure
	29311 Furniture & Fixtures	998,856.71	0.00	998,856.71
	29410 Vehicles	3,983,279.77	0.00	3,983,279.77
	29411 Vehicles	3,983,279.77	0.00	3,983,279.77
	29510 Plant & Machinery	1,744,176.00	0.00	1,744,176.00
	29511 Plant & Machinery	1,744,176.00	0.00	1,744,176.00
	29620 Capital Formation - Civil Works	1,400,000.00	0.00	1,400,000.00
	29621 Capital Formation	1,400,000.00	0.00	1,400,000.00
	29710 Capital Research & Consultancy	200,000.00	0.00	200,000.00
	29712 Software Devloment and Purchase	200,000.00	0.00	200,000.00
312	Ministry of Agriculture Development	1,915,220,678.70	189,473,320.16	2,104,693,998.86
	Capital	1,915,220,678.70	189,473,320.16	2,104,693,998.86
	29110 Land Acquisition	1,833,600.00	0.00	1,833,600.00
	29111 Land Acquisition	1,833,600.00	0.00	1,833,600.00
	29210 Building - Purchase	0.00	0.00	0.00
	29211 Building Purchase	0.00	0.00	0.00
	29220 Building Construction	357,557,018.21	0.00	357,557,018.21
	29221 Building Construction	357,557,018.21	0.00	357,557,018.21
	29230 Capital Formation - Building	37,313,223.79	0.00	37,313,223.79
	29231 Capital Formation - Building	37,313,223.79	0.00	37,313,223.79
	29310 Furniture & Fittings	33,788,144.70	337,422.91	34,125,567.61
	29311 Furniture & Fixtures	33,788,144.70	337,422.91	34,125,567.61
	29410 Vehicles	141,371,422.05	112,248,160.00	253,619,582.05
	29411 Vehicles	141,371,422.05	112,248,160.00	253,619,582.05
	29510 Plant & Machinery	350,223,926.79	76,887,737.25	427,111,664.04
	29511 Plant & Machinery	350,223,926.79	76,887,737.25	427,111,664.04
	29610 Civil Works - Construction	829,666,050.16	0.00	829,666,050.16
	29611 Civil Works - Construction	829,666,050.16	0.00	829,666,050.16
	29620 Capital Formation - Civil Works	161,177,343.00	0.00	161,177,343.00
	29621 Capital Formation	161,177,343.00	0.00	161,177,343.00
	29710 Capital Research & Consultancy	2,289,950.00	0.00	2,289,950.00
	29711 Capital Research & Consultancy	912,480.00	0.00	912,480.00
	29712 Software Devloment and Purchase	1,377,470.00	0.00	1,377,470.00
314	Ministry of Home	2,986,351,276.57	0.00	2,986,351,276.57
	Capital	2,986,351,276.57	0.00	2,986,351,276.57
	29110 Land Acquisition	82,410,490.00	0.00	82,410,490.00
	29111 Land Acquisition	82,410,490.00	0.00	82,410,490.00
	29210 Building - Purchase	157,500,000.00	0.00	157,500,000.00
	29211 Building Purchase	157,500,000.00	0.00	157,500,000.00
	29220 Building Construction	1,052,653,584.84	0.00	1,052,653,584.84
	29221 Building Construction	1,052,653,584.84	0.00	1,052,653,584.84
	29230 Capital Formation - Building	15,163,330.28	0.00	15,163,330.28
	29231 Capital Formation - Building	15,163,330.28	0.00	15,163,330.28
	29310 Furniture & Fittings	118,108,009.20	0.00	118,108,009.20
	29311 Furniture & Fixtures	118,108,009.20	0.00	118,108,009.20
	29410 Vehicles	234,227,491.08	0.00	234,227,491.08
	29411 Vehicles	234,227,491.08	0.00	234,227,491.08
	29510 Plant & Machinery	1,099,055,171.08	0.00	1,099,055,171.08
	29511 Plant & Machinery	1,099,055,171.08	0.00	1,099,055,171.08
	29610 Civil Works - Construction	143,689,501.40	0.00	143,689,501.40
	29611 Civil Works - Construction	143,689,501.40	0.00	143,689,501.40

Government of Nepal
Ministry of Finance

Financial Comptroller General Office
Economic Code wise Aggregate Expenditure (Capital)

Upto Month: Ashad

Fiscal Year 2070/71

Ministry/Economic Code		Cash	Non Cash	Total Expenditure
29620	Capital Formation - Civil Works	70,453,715.71	0.00	70,453,715.71
29621	Capital Formation	70,453,715.71	0.00	70,453,715.71
29710	Capital Research & Consultancy	13,089,982.98	0.00	13,089,982.98
29711	Capital Research & Consultancy	1,401,652.00	0.00	1,401,652.00
29712	Software Devloment and Purchase	11,688,330.98	0.00	11,688,330.98
325	Ministry of Culture, Tourism and Civil Aviation	552,195,065.25	0.00	552,195,065.25
	Capital	552,195,065.25	0.00	552,195,065.25
29220	Building Construction	20,034,529.50	0.00	20,034,529.50
29221	Building Construction	20,034,529.50	0.00	20,034,529.50
29230	Capital Formation - Building	1,144,510.96	0.00	1,144,510.96
29231	Capital Formation - Building	1,144,510.96	0.00	1,144,510.96
29310	Furniture & Fittings	5,818,055.35	0.00	5,818,055.35
29311	Furniture & Fixtures	5,818,055.35	0.00	5,818,055.35
29410	Vehicles	12,928,526.00	0.00	12,928,526.00
29411	Vehicles	12,928,526.00	0.00	12,928,526.00
29510	Plant & Machinery	9,551,524.84	0.00	9,551,524.84
29511	Plant & Machinery	9,551,524.84	0.00	9,551,524.84
29610	Civil Works - Construction	360,739,630.10	0.00	360,739,630.10
29611	Civil Works - Construction	360,739,630.10	0.00	360,739,630.10
29620	Capital Formation - Civil Works	134,844,675.50	0.00	134,844,675.50
29621	Capital Formation	134,844,675.50	0.00	134,844,675.50
29710	Capital Research & Consultancy	7,133,613.00	0.00	7,133,613.00
29711	Capital Research & Consultancy	6,842,073.00	0.00	6,842,073.00
29712	Software Devloment and Purchase	291,540.00	0.00	291,540.00
326	Ministry of Foreign Affairs	182,357,594.38	0.00	182,357,594.38
	Capital	182,357,594.38	0.00	182,357,594.38
29230	Capital Formation - Building	1,849,951.00	0.00	1,849,951.00
29231	Capital Formation - Building	1,849,951.00	0.00	1,849,951.00
29310	Furniture & Fittings	22,213,426.00	0.00	22,213,426.00
29311	Furniture & Fixtures	22,213,426.00	0.00	22,213,426.00
29410	Vehicles	71,451,808.38	0.00	71,451,808.38
29411	Vehicles	71,451,808.38	0.00	71,451,808.38
29510	Plant & Machinery	22,059,291.00	0.00	22,059,291.00
29511	Plant & Machinery	22,059,291.00	0.00	22,059,291.00
29620	Capital Formation - Civil Works	64,758,188.00	0.00	64,758,188.00
29621	Capital Formation	64,758,188.00	0.00	64,758,188.00
29710	Capital Research & Consultancy	24,930.00	0.00	24,930.00
29711	Capital Research & Consultancy	24,930.00	0.00	24,930.00
329	Ministry of Forestry and Soil Conservation	1,589,767,317.69	40,430,030.28	1,630,197,347.97
	Capital	1,589,767,317.69	40,430,030.28	1,630,197,347.97
29110	Land Acquisition	13,560.00	0.00	13,560.00
29111	Land Acquisition	13,560.00	0.00	13,560.00
29210	Building - Purchase	0.00	0.00	0.00
29211	Building Purchase	0.00	0.00	0.00
29220	Building Construction	156,323,511.44	0.00	156,323,511.44
29221	Building Construction	156,323,511.44	0.00	156,323,511.44
29230	Capital Formation - Building	5,710,671.69	0.00	5,710,671.69
29231	Capital Formation - Building	5,710,671.69	0.00	5,710,671.69
29310	Furniture & Fittings	6,734,689.00	213,742.91	6,948,431.91
29311	Furniture & Fixtures	6,734,689.00	213,742.91	6,948,431.91

Government of Nepal

Ministry of Finance

Financial Comptroller General Office
Economic Code wise Aggregate Expenditure (Capital)

Upto Month: Ashad

Fiscal Year 2070/71

Ministry/Economic Code		Cash	Non Cash	Total Expenditure
29410	Vehicles	9,011,778.00	12,087,755.92	21,099,533.92
29411	Vehicles	9,011,778.00	12,087,755.92	21,099,533.92
29510	Plant & Machinery	33,199,059.16	15,158,531.45	48,357,590.61
29511	Plant & Machinery	33,199,059.16	15,158,531.45	48,357,590.61
29610	Civil Works - Construction	1,353,183,536.40	12,970,000.00	1,366,153,536.40
29611	Civil Works - Construction	1,353,183,536.40	12,970,000.00	1,366,153,536.40
29620	Capital Formation - Civil Works	1,492,648.00	0.00	1,492,648.00
29621	Capital Formation	1,492,648.00	0.00	1,492,648.00
29710	Capital Research & Consultancy	24,097,864.00	0.00	24,097,864.00
29711	Capital Research & Consultancy	24,097,864.00	0.00	24,097,864.00
330	Ministry of Commerce and Supply	32,701,944.23	0.00	32,701,944.23
	Capital	32,701,944.23	0.00	32,701,944.23
29220	Building Construction	8,411,711.43	0.00	8,411,711.43
29221	Building Construction	8,411,711.43	0.00	8,411,711.43
29310	Furniture & Fittings	3,761,122.50	0.00	3,761,122.50
29311	Furniture & Fixtures	3,761,122.50	0.00	3,761,122.50
29410	Vehicles	6,299,801.00	0.00	6,299,801.00
29411	Vehicles	6,299,801.00	0.00	6,299,801.00
29510	Plant & Machinery	5,529,859.30	0.00	5,529,859.30
29511	Plant & Machinery	5,529,859.30	0.00	5,529,859.30
29610	Civil Works - Construction	8,400,000.00	0.00	8,400,000.00
29611	Civil Works - Construction	8,400,000.00	0.00	8,400,000.00
29710	Capital Research & Consultancy	299,450.00	0.00	299,450.00
29712	Software Development and Purchase	299,450.00	0.00	299,450.00
331	Ministry of Environment, Science and Technology	270,828,419.98	0.00	270,828,419.98
	Capital	270,828,419.98	0.00	270,828,419.98
29220	Building Construction	71,265,871.47	0.00	71,265,871.47
29221	Building Construction	71,265,871.47	0.00	71,265,871.47
29230	Capital Formation - Building	3,582,194.84	0.00	3,582,194.84
29231	Capital Formation - Building	3,582,194.84	0.00	3,582,194.84
29310	Furniture & Fittings	7,246,802.95	0.00	7,246,802.95
29311	Furniture & Fixtures	7,246,802.95	0.00	7,246,802.95
29410	Vehicles	37,643,385.00	0.00	37,643,385.00
29411	Vehicles	37,643,385.00	0.00	37,643,385.00
29510	Plant & Machinery	104,919,793.36	0.00	104,919,793.36
29511	Plant & Machinery	104,919,793.36	0.00	104,919,793.36
29610	Civil Works - Construction	11,276,338.00	0.00	11,276,338.00
29611	Civil Works - Construction	11,276,338.00	0.00	11,276,338.00
29620	Capital Formation - Civil Works	4,904,459.66	0.00	4,904,459.66
29621	Capital Formation	4,904,459.66	0.00	4,904,459.66
29710	Capital Research & Consultancy	29,989,574.70	0.00	29,989,574.70
29711	Capital Research & Consultancy	16,642,089.70	0.00	16,642,089.70
29712	Software Development and Purchase	13,347,485.00	0.00	13,347,485.00
336	Ministry of Land Reforms and Management	516,976,666.37	0.00	516,976,666.37
	Capital	516,976,666.37	0.00	516,976,666.37
29220	Building Construction	211,713,760.84	0.00	211,713,760.84
29221	Building Construction	211,713,760.84	0.00	211,713,760.84
29230	Capital Formation - Building	31,605,847.98	0.00	31,605,847.98
29231	Capital Formation - Building	31,605,847.98	0.00	31,605,847.98
29310	Furniture & Fittings	23,322,274.99	0.00	23,322,274.99

Government of Nepal
Ministry of Finance

Financial Comptroller General Office
Economic Code wise Aggregate Expenditure (Capital)

Upto Month: Ashad

Fiscal Year 2070/71

Ministry/Economic Code		Cash	Non Cash	Total Expenditure	
	29311	Furniture & Fixtures	23,322,274.99	0.00	23,322,274.99
	29410	Vehicles	10,463,729.99	0.00	10,463,729.99
	29411	Vehicles	10,463,729.99	0.00	10,463,729.99
	29510	Plant & Machinery	92,287,463.52	0.00	92,287,463.52
	29511	Plant & Machinery	92,287,463.52	0.00	92,287,463.52
	29610	Civil Works - Construction	137,931,276.05	0.00	137,931,276.05
	29611	Civil Works - Construction	137,931,276.05	0.00	137,931,276.05
	29620	Capital Formation - Civil Works	9,353,428.00	0.00	9,353,428.00
	29621	Capital Formation	9,353,428.00	0.00	9,353,428.00
	29710	Capital Research & Consultancy	298,885.00	0.00	298,885.00
	29712	Software Devloment and Purchase	298,885.00	0.00	298,885.00
337		Ministry of Physical Planning, Works and Transport	21,694,940,842.25	3,931,751,009.30	25,626,691,851.55
		Capital	21,694,940,842.25	3,931,751,009.30	25,626,691,851.55
	29110	Land Acquisition	835,225,906.25	0.00	835,225,906.25
	29111	Land Acquisition	835,225,906.25	0.00	835,225,906.25
	29220	Building Construction	162,795,117.76	0.00	162,795,117.76
	29221	Building Construction	162,795,117.76	0.00	162,795,117.76
	29230	Capital Formation - Building	1,491,918.13	0.00	1,491,918.13
	29231	Capital Formation - Building	1,491,918.13	0.00	1,491,918.13
	29310	Furniture & Fittings	7,550,848.78	556,391.52	8,107,240.30
	29311	Furniture & Fixtures	7,550,848.78	556,391.52	8,107,240.30
	29410	Vehicles	16,254,168.00	0.00	16,254,168.00
	29411	Vehicles	16,254,168.00	0.00	16,254,168.00
	29510	Plant & Machinery	138,376,076.82	10,035,732.96	148,411,809.78
	29511	Plant & Machinery	138,376,076.82	10,035,732.96	148,411,809.78
	29610	Civil Works - Construction	19,410,507,066.49	3,646,277,657.55	23,056,784,724.04
	29611	Civil Works - Construction	19,410,507,066.49	3,646,277,657.55	23,056,784,724.04
	29620	Capital Formation - Civil Works	373,667,022.03	0.00	373,667,022.03
	29621	Capital Formation	373,667,022.03	0.00	373,667,022.03
	29710	Capital Research & Consultancy	749,072,717.99	274,881,227.27	1,023,953,945.26
	29711	Capital Research & Consultancy	749,072,717.99	274,881,227.27	1,023,953,945.26
340		Ministry of Women, Children & Social Welfare	73,776,246.77	0.00	73,776,246.77
		Capital	73,776,246.77	0.00	73,776,246.77
	29220	Building Construction	48,759,184.16	0.00	48,759,184.16
	29221	Building Construction	48,759,184.16	0.00	48,759,184.16
	29310	Furniture & Fittings	5,439,638.86	0.00	5,439,638.86
	29311	Furniture & Fixtures	5,439,638.86	0.00	5,439,638.86
	29410	Vehicles	17,071,503.00	0.00	17,071,503.00
	29411	Vehicles	17,071,503.00	0.00	17,071,503.00
	29510	Plant & Machinery	2,307,040.75	0.00	2,307,040.75
	29511	Plant & Machinery	2,307,040.75	0.00	2,307,040.75
	29710	Capital Research & Consultancy	198,880.00	0.00	198,880.00
	29712	Software Devloment and Purchase	198,880.00	0.00	198,880.00
343		Ministry of Youth and Sports	2,530,826.23	0.00	2,530,826.23
		Capital	2,530,826.23	0.00	2,530,826.23
	29310	Furniture & Fittings	499,926.00	0.00	499,926.00
	29311	Furniture & Fixtures	499,926.00	0.00	499,926.00
	29510	Plant & Machinery	1,732,400.23	0.00	1,732,400.23
	29511	Plant & Machinery	1,732,400.23	0.00	1,732,400.23
	29710	Capital Research & Consultancy	298,500.00	0.00	298,500.00

Government of Nepal
Ministry of Finance

Financial Comptroller General Office
Economic Code wise Aggregate Expenditure (Capital)

Upto Month: Ashad

Fiscal Year 2070/71

Ministry/Economic Code		Cash	Non Cash	Total Expenditure
	29712 Software Devloment and Purchase	298,500.00	0.00	298,500.00
345	Ministry of Defence	5,504,637,165.96	0.00	5,504,637,165.96
	Capital	5,504,637,165.96	0.00	5,504,637,165.96
	29110 Land Acquisition	150,000,000.00	0.00	150,000,000.00
	29111 Land Acquisition	150,000,000.00	0.00	150,000,000.00
	29220 Building Construction	1,005,434,921.41	0.00	1,005,434,921.41
	29221 Building Construction	1,005,434,921.41	0.00	1,005,434,921.41
	29230 Capital Formation - Building	31,491,457.94	0.00	31,491,457.94
	29231 Capital Formation - Building	31,491,457.94	0.00	31,491,457.94
	29310 Furniture & Fittings	17,311,395.05	0.00	17,311,395.05
	29311 Furniture & Fixtures	17,311,395.05	0.00	17,311,395.05
	29410 Vehicles	2,938,397,476.00	0.00	2,938,397,476.00
	29411 Vehicles	2,938,397,476.00	0.00	2,938,397,476.00
	29510 Plant & Machinery	1,085,993,587.98	0.00	1,085,993,587.98
	29511 Plant & Machinery	1,085,993,587.98	0.00	1,085,993,587.98
	29610 Civil Works - Construction	270,008,327.58	0.00	270,008,327.58
	29611 Civil Works - Construction	270,008,327.58	0.00	270,008,327.58
	29620 Capital Formation - Civil Works	6,000,000.00	0.00	6,000,000.00
	29621 Capital Formation	6,000,000.00	0.00	6,000,000.00
347	Ministry of Urban Development	8,451,455,946.01	290,949,186.67	8,742,405,132.68
	Capital	8,451,455,946.01	290,949,186.67	8,742,405,132.68
	29110 Land Acquisition	150,099,716.86	0.00	150,099,716.86
	29111 Land Acquisition	150,099,716.86	0.00	150,099,716.86
	29210 Building - Purchase	279,376.00	0.00	279,376.00
	29211 Building Purchase	279,376.00	0.00	279,376.00
	29220 Building Construction	2,251,871,722.34	0.00	2,251,871,722.34
	29221 Building Construction	2,251,871,722.34	0.00	2,251,871,722.34
	29230 Capital Formation - Building	19,715,002.21	0.00	19,715,002.21
	29231 Capital Formation - Building	19,715,002.21	0.00	19,715,002.21
	29310 Furniture & Fittings	28,161,018.40	0.00	28,161,018.40
	29311 Furniture & Fixtures	28,161,018.40	0.00	28,161,018.40
	29410 Vehicles	19,874,346.00	0.00	19,874,346.00
	29411 Vehicles	19,874,346.00	0.00	19,874,346.00
	29510 Plant & Machinery	34,577,569.40	0.00	34,577,569.40
	29511 Plant & Machinery	34,577,569.40	0.00	34,577,569.40
	29610 Civil Works - Construction	5,504,968,297.42	259,503,041.20	5,764,471,338.62
	29611 Civil Works - Construction	5,504,968,297.42	259,503,041.20	5,764,471,338.62
	29620 Capital Formation - Civil Works	249,804,655.74	0.00	249,804,655.74
	29621 Capital Formation	249,804,655.74	0.00	249,804,655.74
	29710 Capital Research & Consultancy	192,104,241.64	31,446,145.47	223,550,387.11
	29711 Capital Research & Consultancy	191,871,402.64	31,446,145.47	223,317,548.11
	29712 Software Devloment and Purchase	232,839.00	0.00	232,839.00
349	Ministry of Peace & Reconstruction	41,408,319.68	0.00	41,408,319.68
	Capital	41,408,319.68	0.00	41,408,319.68
	29220 Building Construction	13,488,247.00	0.00	13,488,247.00
	29221 Building Construction	13,488,247.00	0.00	13,488,247.00
	29310 Furniture & Fittings	2,241,215.28	0.00	2,241,215.28
	29311 Furniture & Fixtures	2,241,215.28	0.00	2,241,215.28
	29410 Vehicles	553,513.00	0.00	553,513.00
	29411 Vehicles	553,513.00	0.00	553,513.00

Financial Comptroller General Office
Economic Code wise Aggregate Expenditure (Capital)

Upto Month: Ashad

Fiscal Year 2070/71

Ministry/Economic Code		Cash	Non Cash	Total Expenditure
29510	Plant & Machinery	3,633,780.40	0.00	3,633,780.40
29511	Plant & Machinery	3,633,780.40	0.00	3,633,780.40
29610	Civil Works - Construction	21,491,564.00	0.00	21,491,564.00
29611	Civil Works - Construction	21,491,564.00	0.00	21,491,564.00
350	Ministry of Education	123,790,323.37	0.00	123,790,323.37
	Capital	123,790,323.37	0.00	123,790,323.37
29220	Building Construction	30,917,206.10	0.00	30,917,206.10
29221	Building Construction	30,917,206.10	0.00	30,917,206.10
29230	Capital Formation - Building	5,328,250.09	0.00	5,328,250.09
29231	Capital Formation - Building	5,328,250.09	0.00	5,328,250.09
29310	Furniture & Fittings	3,456,225.00	0.00	3,456,225.00
29311	Furniture & Fixtures	3,456,225.00	0.00	3,456,225.00
29410	Vehicles	59,934,019.72	0.00	59,934,019.72
29411	Vehicles	59,934,019.72	0.00	59,934,019.72
29510	Plant & Machinery	22,554,485.46	0.00	22,554,485.46
29511	Plant & Machinery	22,554,485.46	0.00	22,554,485.46
29610	Civil Works - Construction	821,439.00	0.00	821,439.00
29611	Civil Works - Construction	821,439.00	0.00	821,439.00
29710	Capital Research & Consultancy	778,698.00	0.00	778,698.00
29712	Software Devloment and Purchase	778,698.00	0.00	778,698.00
352	Ministry of Cooperative and poverty Alleviation	46,963,676.39	0.00	46,963,676.39
	Capital	46,963,676.39	0.00	46,963,676.39
29220	Building Construction	13,713,350.01	0.00	13,713,350.01
29221	Building Construction	13,713,350.01	0.00	13,713,350.01
29230	Capital Formation - Building	10,035,142.26	0.00	10,035,142.26
29231	Capital Formation - Building	10,035,142.26	0.00	10,035,142.26
29310	Furniture & Fittings	5,358,368.12	0.00	5,358,368.12
29311	Furniture & Fixtures	5,358,368.12	0.00	5,358,368.12
29410	Vehicles	10,699,998.00	0.00	10,699,998.00
29411	Vehicles	10,699,998.00	0.00	10,699,998.00
29510	Plant & Machinery	3,386,005.00	0.00	3,386,005.00
29511	Plant & Machinery	3,386,005.00	0.00	3,386,005.00
29610	Civil Works - Construction	263.00	0.00	263.00
29611	Civil Works - Construction	263.00	0.00	263.00
29710	Capital Research & Consultancy	3,770,550.00	0.00	3,770,550.00
29712	Software Devloment and Purchase	3,770,550.00	0.00	3,770,550.00
356	Ministry of General Administration	22,156,150.85	0.00	22,156,150.85
	Capital	22,156,150.85	0.00	22,156,150.85
29220	Building Construction	603,163.00	0.00	603,163.00
29221	Building Construction	603,163.00	0.00	603,163.00
29230	Capital Formation - Building	498,672.00	0.00	498,672.00
29231	Capital Formation - Building	498,672.00	0.00	498,672.00
29310	Furniture & Fittings	8,277,116.40	0.00	8,277,116.40
29311	Furniture & Fixtures	8,277,116.40	0.00	8,277,116.40
29510	Plant & Machinery	11,373,481.45	0.00	11,373,481.45
29511	Plant & Machinery	11,373,481.45	0.00	11,373,481.45
29710	Capital Research & Consultancy	1,403,718.00	0.00	1,403,718.00
29711	Capital Research & Consultancy	811,033.00	0.00	811,033.00
29712	Software Devloment and Purchase	592,685.00	0.00	592,685.00
357	Ministry of Irrigation	10,241,038,205.96	62,966,045.03	10,304,004,250.99

Government of Nepal
Ministry of Finance

Financial Comptroller General Office
Economic Code wise Aggregate Expenditure (Capital)

Upto Month: Ashad

Fiscal Year 2070/71

Ministry/Economic Code		Cash	Non Cash	Total Expenditure
	Capital	10,241,038,205.96	62,966,045.03	10,304,004,250.99
29110	Land Acquisition	181,011,663.25	0.00	181,011,663.25
29111	Land Acquisition	181,011,663.25	0.00	181,011,663.25
29220	Building Construction	33,736,483.53	0.00	33,736,483.53
29221	Building Construction	33,736,483.53	0.00	33,736,483.53
29230	Capital Formation - Building	10,075,551.76	0.00	10,075,551.76
29231	Capital Formation - Building	10,075,551.76	0.00	10,075,551.76
29310	Furniture & Fittings	4,214,312.00	0.00	4,214,312.00
29311	Furniture & Fixtures	4,214,312.00	0.00	4,214,312.00
29410	Vehicles	24,958,939.00	0.00	24,958,939.00
29411	Vehicles	24,958,939.00	0.00	24,958,939.00
29510	Plant & Machinery	35,926,407.17	0.00	35,926,407.17
29511	Plant & Machinery	35,926,407.17	0.00	35,926,407.17
29610	Civil Works - Construction	9,589,560,693.42	0.00	9,589,560,693.42
29611	Civil Works - Construction	9,589,560,693.42	0.00	9,589,560,693.42
29620	Capital Formation - Civil Works	15,642,629.71	0.00	15,642,629.71
29621	Capital Formation	15,642,629.71	0.00	15,642,629.71
29710	Capital Research & Consultancy	345,911,526.12	62,966,045.03	408,877,571.15
29711	Capital Research & Consultancy	345,223,233.12	62,966,045.03	408,189,278.15
29712	Software Devloment and Purchase	688,293.00	0.00	688,293.00
358	Ministry of Information and Communications	188,784,048.66	105,938,581.68	294,722,630.34
	Capital	188,784,048.66	105,938,581.68	294,722,630.34
29220	Building Construction	128,519,969.99	0.00	128,519,969.99
29221	Building Construction	128,519,969.99	0.00	128,519,969.99
29230	Capital Formation - Building	7,979,543.08	0.00	7,979,543.08
29231	Capital Formation - Building	7,979,543.08	0.00	7,979,543.08
29310	Furniture & Fittings	7,567,320.02	0.00	7,567,320.02
29311	Furniture & Fixtures	7,567,320.02	0.00	7,567,320.02
29410	Vehicles	22,128,516.46	0.00	22,128,516.46
29411	Vehicles	22,128,516.46	0.00	22,128,516.46
29510	Plant & Machinery	16,174,951.11	0.00	16,174,951.11
29511	Plant & Machinery	16,174,951.11	0.00	16,174,951.11
29610	Civil Works - Construction	6,254,340.00	105,938,581.68	112,192,921.68
29611	Civil Works - Construction	6,254,340.00	105,938,581.68	112,192,921.68
29710	Capital Research & Consultancy	159,408.00	0.00	159,408.00
29712	Software Devloment and Purchase	159,408.00	0.00	159,408.00
365	Ministry of Federal Affairs and Local Development	3,033,014,747.50	10,782,128.44	3,043,796,875.94
	Capital	3,033,014,747.50	10,782,128.44	3,043,796,875.94
29110	Land Acquisition	12,352,586.00	0.00	12,352,586.00
29111	Land Acquisition	12,352,586.00	0.00	12,352,586.00
29220	Building Construction	629,397,485.87	0.00	629,397,485.87
29221	Building Construction	629,397,485.87	0.00	629,397,485.87
29230	Capital Formation - Building	8,000,000.00	0.00	8,000,000.00
29231	Capital Formation - Building	8,000,000.00	0.00	8,000,000.00
29310	Furniture & Fittings	8,017,926.00	2,000,000.00	10,017,926.00
29311	Furniture & Fixtures	8,017,926.00	2,000,000.00	10,017,926.00
29410	Vehicles	102,463,087.13	0.00	102,463,087.13
29411	Vehicles	102,463,087.13	0.00	102,463,087.13
29510	Plant & Machinery	88,621,705.37	2,682,837.00	91,304,542.37
29511	Plant & Machinery	88,621,705.37	2,682,837.00	91,304,542.37

Government of Nepal
Ministry of Finance

Financial Comptroller General Office
Economic Code wise Aggregate Expenditure (Capital)

Upto Month: Ashad

Fiscal Year 2070/71

Ministry/Economic Code		Cash	Non Cash	Total Expenditure
29610	Civil Works - Construction	1,646,136,843.89	0.00	1,646,136,843.89
29611	Civil Works - Construction	1,646,136,843.89	0.00	1,646,136,843.89
29620	Capital Formation - Civil Works	7,175,857.93	0.00	7,175,857.93
29621	Capital Formation	7,175,857.93	0.00	7,175,857.93
29710	Capital Research & Consultancy	530,849,255.31	6,099,291.44	536,948,546.75
29711	Capital Research & Consultancy	530,103,455.31	6,099,291.44	536,202,746.75
29712	Software Devloment and Purchase	745,800.00	0.00	745,800.00
370	Ministry of Health and Population	1,097,839,154.06	40,184,934.00	1,138,024,088.06
	Capital	1,097,839,154.06	40,184,934.00	1,138,024,088.06
22510	Consultancy and Other Services fee	0.00	0.00	0.00
22512	Skill Development and Awareness Training Program	0.00	0.00	0.00
29110	Land Acquisition	104,500,000.00	0.00	104,500,000.00
29111	Land Acquisition	104,500,000.00	0.00	104,500,000.00
29210	Building - Purchase	0.00	0.00	0.00
29211	Building Purchase	0.00	0.00	0.00
29220	Building Construction	103,985,209.30	0.00	103,985,209.30
29221	Building Construction	103,985,209.30	0.00	103,985,209.30
29230	Capital Formation - Building	37,600,000.00	0.00	37,600,000.00
29231	Capital Formation - Building	37,600,000.00	0.00	37,600,000.00
29310	Furniture & Fittings	39,413,800.88	81,190.00	39,494,990.88
29311	Furniture & Fixtures	39,413,800.88	81,190.00	39,494,990.88
29410	Vehicles	39,271,291.30	0.00	39,271,291.30
29411	Vehicles	39,271,291.30	0.00	39,271,291.30
29510	Plant & Machinery	646,071,526.14	34,561,212.00	680,632,738.14
29511	Plant & Machinery	646,071,526.14	34,561,212.00	680,632,738.14
29610	Civil Works - Construction	32,366,179.20	904,050.00	33,270,229.20
29611	Civil Works - Construction	32,366,179.20	904,050.00	33,270,229.20
29620	Capital Formation - Civil Works	93,831,147.24	4,638,482.00	98,469,629.24
29621	Capital Formation	93,831,147.24	4,638,482.00	98,469,629.24
29710	Capital Research & Consultancy	800,000.00	0.00	800,000.00
29712	Software Devloment and Purchase	800,000.00	0.00	800,000.00
371	Ministry of Labour and Employment	62,968,943.76	13,125,000.00	76,093,943.76
	Capital	62,968,943.76	13,125,000.00	76,093,943.76
29220	Building Construction	5,051,454.79	0.00	5,051,454.79
29221	Building Construction	5,051,454.79	0.00	5,051,454.79
29230	Capital Formation - Building	599,998.82	0.00	599,998.82
29231	Capital Formation - Building	599,998.82	0.00	599,998.82
29310	Furniture & Fittings	4,340,746.70	5,925,000.00	10,265,746.70
29311	Furniture & Fixtures	4,340,746.70	5,925,000.00	10,265,746.70
29410	Vehicles	22,963,165.17	7,200,000.00	30,163,165.17
29411	Vehicles	22,963,165.17	7,200,000.00	30,163,165.17
29510	Plant & Machinery	8,519,525.73	0.00	8,519,525.73
29511	Plant & Machinery	8,519,525.73	0.00	8,519,525.73
29610	Civil Works - Construction	1,996,292.81	0.00	1,996,292.81
29611	Civil Works - Construction	1,996,292.81	0.00	1,996,292.81
29620	Capital Formation - Civil Works	1,124,848.74	0.00	1,124,848.74
29621	Capital Formation	1,124,848.74	0.00	1,124,848.74
29710	Capital Research & Consultancy	18,372,911.00	0.00	18,372,911.00
29711	Capital Research & Consultancy	136,690.00	0.00	136,690.00
29712	Software Devloment and Purchase	18,236,221.00	0.00	18,236,221.00

Government of Nepal

Ministry of Finance

Financial Comptroller General Office
Economic Code wise Aggregate Expenditure (Capital)

Upto Month: Ashad

Fiscal Year 2070/71

Ministry/Economic Code		Cash	Non Cash	Total Expenditure
391	National Planning Commission Secreterate	42,953,887.39	2,551,707.66	45,505,595.05
	Capital	42,953,887.39	2,551,707.66	45,505,595.05
29220	Building Construction	14,058,462.15	0.00	14,058,462.15
29221	Building Construction	14,058,462.15	0.00	14,058,462.15
29230	Capital Formation - Building	1,739,485.38	0.00	1,739,485.38
29231	Capital Formation - Building	1,739,485.38	0.00	1,739,485.38
29310	Furniture & Fittings	2,882,181.00	0.00	2,882,181.00
29311	Furniture & Fixtures	2,882,181.00	0.00	2,882,181.00
29410	Vehicles	9,733,400.00	0.00	9,733,400.00
29411	Vehicles	9,733,400.00	0.00	9,733,400.00
29510	Plant & Machinery	12,578,740.00	2,551,707.66	15,130,447.66
29511	Plant & Machinery	12,578,740.00	2,551,707.66	15,130,447.66
29620	Capital Formation - Civil Works	1,464,288.86	0.00	1,464,288.86
29621	Capital Formation	1,464,288.86	0.00	1,464,288.86
29710	Capital Research & Consultancy	497,330.00	0.00	497,330.00
29712	Software Devloment and Purchase	497,330.00	0.00	497,330.00

Financial Comptroller General Office
Economic Code wise Aggregate Expenditure (Financing)

Upto Month: Ashad

Fiscal Year 2070/71

Ministry/Economic Code		Cash	Non Cash	Total Expenditure
325	Ministry of Culture, Tourism and Civil Aviation	0.00	0.00	0.00
	Financing	0.00	0.00	0.00
31110	Internal Loan	0.00	0.00	0.00
31111	Internal Loan to Corporations	0.00	0.00	0.00
502	MOF Domestic Debt Service	59,415,303,802.33	5,410,507,931.60	64,825,811,733.93
	Financing	59,415,303,802.33	5,410,507,931.60	64,825,811,733.93
31110	Internal Loan	8,702,115,516.00	4,795,604,966.43	13,497,720,482.43
31111	Internal Loan to Corporations	8,702,115,516.00	4,795,604,966.43	13,497,720,482.43
31210	Domestic Share Investments	8,797,362,366.00	614,902,965.17	9,412,265,331.17
31211	Share Investments- Corporations	8,797,362,366.00	614,902,965.17	9,412,265,331.17
31220	Foreign Share Investments	38,737,840.75	0.00	38,737,840.75
31221	Foreign Share Investments	38,737,840.75	0.00	38,737,840.75
32110	External Amortizations	16,724,636,729.57	0.00	16,724,636,729.57
32111	External Amortization	16,724,636,729.57	0.00	16,724,636,729.57
32210	Domestic Amortization	25,152,451,350.01	0.00	25,152,451,350.01
32211	Domestic Amortization	25,152,451,350.01	0.00	25,152,451,350.01

Comparative District-wise Government Revenue

Dis- trict Code	District Name	FY 2065/66(2008/2009)	FY 2066/67(2009/2010)	FY 2067/68(2010/2011)	FY 2068/69(2011/2012)	FY 2069/70(2012/2013)	FY 2070/71(2013/2014)
1	Taplejung	29,918,611	33,385,086	33,922,212	45,016,332	47,717,146	51,495,889
2	Panchathar	45,014,059	52,062,044	49,750,674	69,936,430	88,600,133	98,465,354
3	Ilam	89,549,830	108,662,132	82,489,367	166,823,088	207,573,080	231,492,382
4	Jhapa	2,107,792,335	2,247,684,971	2,403,578,143	3,377,905,551	4,264,960,807	6,227,449,141
5	Sankhuwasava	34,069,804	53,787,893	48,596,264	75,589,368	78,409,889	112,993,269
6	Terathum	21,901,083	25,712,766	20,688,715	32,650,953	37,944,740	47,605,643
7	Bhojapur	31,751,540	40,873,768	30,983,391	41,661,260	49,598,498	56,864,079
8	Dhankuta	54,494,759	78,711,738	61,148,407	91,260,490	109,772,546	138,248,935
9	Sunsari	1,054,755,057	1,331,646,704	1,347,596,807	1,582,470,705	2,100,498,185	2,545,056,284
10	Morang	8,140,502,808	10,915,026,389	12,571,758,669	14,598,922,174	16,684,147,288	20,455,600,608
11	Solukhumbu	32,237,328	36,200,431	81,664,635	63,113,306	134,205,466	133,594,313
12	Khotang	31,332,240	32,424,351	26,270,687	39,288,453	49,072,517	53,524,085
13	Udayapur	96,982,317	116,180,965	64,976,683	137,852,699	177,232,582	221,928,259
14	Okhaldhunga	24,387,340	36,662,186	29,336,598	38,477,815	42,050,453	58,074,965
15	Saptari	176,459,085	199,837,296	180,739,887	247,105,311	273,306,832	341,567,245
16	Siraha	337,195,901	396,190,527	509,849,466	832,264,767	858,683,299	1,225,799,973
Eastern Region Total		12,308,344,099	15,705,049,247	17,543,350,605	21,440,338,702	25,203,773,461	31,999,760,424
17	Dhanusa	931,775,890	687,811,945	825,924,638	941,014,807	1,082,804,235	1,445,961,498
18	Mahotari	235,279,526	438,490,657	235,527,947	442,185,312	799,413,023	967,410,610
19	Sarlahi	252,140,286	307,898,738	248,570,507	413,009,517	405,385,439	420,640,505
20	Sindhuli	47,683,867	70,428,460	38,493,706	159,398,138	110,579,131	115,814,554
21	Ramechhap	29,334,035	32,214,318	28,336,680	39,171,501	50,048,603	70,968,989
22	Dolakha	38,612,656	51,815,269	53,693,732	70,458,985	91,321,660	106,431,573
23	Sindhupalchok	2,013,352,253	2,287,154,260	3,069,621,391	3,784,588,886	4,521,018,993	5,227,822,915
24	Rasuwa	20,144,371	18,611,177	39,450,692	39,190,663	69,981,873	117,050,705
25	Dhading	61,667,910	75,973,503	84,359,098	102,779,252	114,876,684	141,365,954
26	Nuwakot	60,482,108	73,509,359	66,356,035	89,811,968	131,705,566	158,855,064
27	Kathmandu	49,295,191,061	54,332,204,629	59,678,639,521	72,512,325,961	77,379,035,159	90,473,582,009
28	Lalitpur	16,531,534,469	22,942,180,959	30,470,809,384	40,572,070,035	52,734,381,341	62,815,359,328
29	Bhaktapur	961,737,931	1,002,832,281	1,008,005,510	1,124,678,102	1,262,112,742	1,716,086,233
30	Kavrepalanchowk	219,146,184	257,457,436	168,021,512	209,935,738	487,632,739	676,347,460
31	Makawanpur	1,062,128,500	1,270,980,755	1,203,645,147	1,383,659,981	1,888,735,355	2,227,532,802
32	Rautahat	202,531,189	196,220,559	261,474,014	218,839,170	372,830,858	461,172,981
33	Bara	3,605,634,696	4,753,018,430	5,371,577,587	5,973,768,704	6,124,203,848	7,041,085,337
34	Parsa	37,256,877,765	51,484,475,322	53,670,885,489	62,342,353,841	79,235,513,778	94,663,919,025
35	Chitawan	3,242,669,303	4,066,005,312	4,221,745,502	5,904,673,379	7,338,560,153	9,253,580,426
Central Region Total		116,067,923,998	144,349,283,367	160,745,138,093	196,323,913,940	234,200,141,182	278,100,987,968
36	Nawalparasi	159,076,982	228,029,470	269,793,663	309,263,451	336,124,355	439,866,227
37	Rupandehi	8,584,196,034	12,513,929,064	14,382,094,635	16,342,675,075	21,656,548,046	28,185,583,017

38	Kapilbastu	924,686,027	1,160,480,302	1,187,658,686	1,673,415,311	1,507,049,779	2,137,285,042
39	Arghakhachi	41,658,531	59,330,722	45,209,386	79,372,498	83,618,905	113,190,804
40	Palpa	69,698,657	85,668,344	81,041,843	124,347,940	182,327,784	234,578,965
41	Gulmi	54,490,412	66,153,188	49,169,393	89,743,864	97,041,658	115,350,998
42	Syanja	62,162,872	68,778,295	40,122,701	90,893,889	102,247,075	126,831,454
43	Tanahu	93,074,553	105,009,580	83,791,447	134,611,996	212,135,426	288,881,963
44	Gorakha	52,079,565	55,458,836	50,766,371	85,048,698	98,267,458	121,435,931
45	Manang	3,360,024	6,199,602	7,657,184	9,945,537	9,641,026	8,560,716
46	Lamjung	39,736,336	50,796,586	47,072,673	76,439,286	84,752,876	113,492,286
47	Kaski	1,566,761,393	1,876,275,246	1,946,791,160	2,257,837,531	2,483,876,503	3,014,926,311
48	Parbat	35,940,245	35,541,059	28,382,830	58,245,303	66,804,783	80,405,648
49	Baglung	67,702,193	95,596,956	75,173,023	130,547,135	157,817,256	204,210,425
50	Myagdi	29,820,721	32,447,489	31,117,859	49,910,360	52,582,417	65,848,320
51	Mustang	9,647,226	17,412,505	40,702,429	22,768,524	22,978,524	25,957,049
Western Region Total		11,794,091,770	16,457,107,242	18,366,545,283	21,535,066,397	22,153,813,870	35,276,405,156
52	Mugu	11,863,563	25,346,884	28,094,256	13,856,675	15,089,125	20,036,545
53	Dolpa	24,166,097	24,616,503	41,228,333	21,503,447	20,185,219	50,329,839
54	Humla	24,784,647	25,992,771	24,588,022	18,280,410	14,561,821	25,127,850
55	Jumla	38,074,490	74,900,712	75,875,018	55,952,261	46,237,965	56,532,358
56	Kalikot	39,393,063	59,972,689	72,419,536	23,429,785	23,297,796	26,293,786
57	Rukum	24,321,421	46,825,985	69,886,018	37,811,057	42,248,433	41,604,334
58	Rolpa	30,931,656	32,388,933	24,933,656	38,210,812	43,466,056	54,115,112
59	Pyuthan	26,018,467	34,037,006	37,124,945	48,735,911	69,716,757	79,733,754
60	Dang	248,411,698	337,847,528	380,825,130	522,858,274	691,006,322	832,598,395
61	Salyan	33,562,656	35,627,509	26,999,660	42,388,326	41,292,227	54,269,781
62	Banka	2,271,529,771	2,826,952,678	3,096,693,177	3,835,072,499	4,637,292,180	5,238,604,453
63	Bardiya	69,352,478	93,997,741	96,256,223	163,624,170	158,545,809	206,518,764
64	Surkhet	95,847,592	127,140,938	173,778,345	191,473,818	230,658,330	303,651,841
65	Jajarkot	13,346,052	24,367,873	25,411,701	21,244,298	25,188,653	35,079,544
66	Dailekha	22,594,617	29,032,540	38,923,553	35,616,064	38,026,540	46,110,264
Mid-Western Region Total		2,974,198,268	3,799,048,290	4,213,037,573	5,070,057,808	6,096,813,235	7,070,606,620
67	Kailali	833,221,413	1,119,487,293	1,430,570,645	1,879,819,174	2,493,370,489	3,067,998,862
68	Doti	36,041,274	42,383,972	50,283,037	56,455,148	63,706,665	78,467,078
69	Achham	17,289,425	22,727,963	25,747,685	40,916,670	44,833,578	55,772,507
70	Bajura	37,834,880	67,976,699	36,541,562	23,662,769	20,616,700	27,534,400
71	Bajhang	15,846,045	31,878,106	85,725,513	31,958,965	37,337,166	45,481,769
72	Darçhula	23,206,017	36,677,664	80,377,113	46,370,776	43,207,545	48,929,468
73	Baitadi	26,705,364	35,018,521	30,278,414	39,571,588	47,863,050	54,033,527
74	Dadeldhura	36,697,597	47,398,729	29,963,847	58,312,640	64,473,198	117,510,036
75	Kanchanpur	215,216,132	280,523,102	309,809,235	440,074,944	551,203,127	677,292,426
Far-Western Region Total		1,242,058,148	1,684,072,049	2,079,297,049	2,617,142,675	3,366,611,520	4,173,020,073
Grand Total		144,386,616,282	181,994,560,195	202,947,368,602	246,986,519,522	296,021,153,266	356,620,780,241

Note: From FY 2012/013 Non budgetary (irregularities) income is not included.

Government of Nepal

Ministry of Finance

Financial Comptroller General Office

Debt Section

Anamnagar, Kathmandu, Nepal

Donorwise Outstanding external debt & Equivalent NPR

As on 2071/03/32 (2014-Jul-16)

Fiscal Year: 2070/71 Month: Aashadh

Donor	Commit. Currency	In Commitment Currency			Closing Balance	FX Rate	ClosingBalanceNPR
		Opening Balance	Disbursement	Principal Payment			
DonorType: Multilateral							
ADB	SDR	998,724,587.97	41,921,993.02	52,372,638.83	988,273,942.16	148.299	146,560,037,348.39
EEC	GBP	721,536.00		45,096.00	676,440.00	165.640	112,045,521.60
EEC	EUR	2,583,657.38		161,722.18	2,421,935.20	131.380	318,193,846.58
EEC	DKK	733,440.00		45,840.00	687,600.00	17.510	12,039,876.00
IDA	USD	105,657,274.54		7,503,411.50	98,153,863.04	96.500	9,471,847,783.36
IDA	SDR	923,270,329.70	81,071,713.24	28,200,607.83	976,141,435.11	148.299	144,760,798,685.38
IFAD	USD	4,463,761.75		288,000.01	4,175,761.74	96.500	402,961,007.91
IFAD	SDR	45,275,225.84	1,630,971.32	1,834,016.03	45,072,181.13	148.299	6,684,159,389.40
NDF	EUR	19,478,223.77	1,119,639.11	669,756.83	19,928,106.05	131.380	2,618,154,572.85
OPEC	USD	25,000,479.76	6,043,438.10	3,542,514.33	27,501,403.53	96.500	2,653,885,440.65
Total of Multilateral							313,594,123,472.10
DonorType: Bilateral							
Austria	EUR	1,445,558.64		218,018.50	1,227,540.14	131.380	161,274,223.59
Belgium	EUR	10,361,897.11		769,426.21	9,592,470.90	131.380	1,260,258,826.84
China	RMB	280,296,988.13	31,573,817.95	0.00	311,870,806.08	15.540	4,846,472,326.48
France	EUR	12,423,480.11		2,967,175.29	9,456,304.82	131.380	1,242,369,327.25
India	USD	52,456,464.33	3,776,211.72	6,451,612.90	49,781,063.15	96.500	4,803,872,593.98
Japan	JPY	5,665,629,416.00	691,957,433.00	1,845,253,000.00	14,512,333,849.00	0.950	13,786,717,156.55
Korea	KRW	5,006,407,660.00	368,347,080.00	619,950,000.00	64,754,804,740.00	0.094	6,086,951,645.56
Kuwait	KUD	832,000.00		74,000.00	758,000.00	340.831	258,349,939.08
Russia	USD	1,103,459.44			1,103,459.44	96.500	106,483,835.96
Saudi	SAR	29,124,383.85	751,875.12	3,750,000.00	26,126,258.97	25.730	672,228,643.30
Total of Bilateral							33,224,978,518.60
Grand Total							346,819,101,990.70

Government of Nepal
Ministry of Finance
Financial Comptroller General Office
Debt Section
Anamnagar, Kathmandu, Nepal

Donorwise Outstanding external debt (in committment currency, NPR & USD)

As on 2071/03/32 (2014-Jul-16)

Fiscal Year: 2070/71 Month: Aashadh

Donor:	Commitment Currency	Amount (Commit Cur.)	NPR Amount	USD Amount
DonorType: Multilateral				
ADB	SDR	988,273,942.16	146,560,037,348.39	1,518,756,863.71
EEC	GBP	676,440.00	112,045,521.60	1,161,093.49
EEC	EUR	2,421,935.20	318,193,846.58	3,297,345.56
EEC	DKK	687,600.00	12,039,876.00	124,765.55
IDA	USD	98,153,863.04	9,471,847,783.36	98,153,863.04
IDA	SDR	976,141,435.11	144,760,798,685.38	1,500,111,903.48
IFAD	USD	4,175,761.74	402,961,007.91	4,175,761.74
IFAD	SDR	45,072,181.13	6,684,159,389.40	69,265,900.41
NDF	EUR	19,928,106.05	2,618,154,572.85	27,131,135.47
OPEC	USD	27,501,403.53	2,653,885,440.65	27,501,403.53
Total of Multilateral			313,594,123,472.10	3,249,680,035.98
DonorType: Bilateral				
Austria	EUR	1,227,540.14	161,274,223.59	1,671,235.48
Belgium	EUR	9,592,470.90	1,260,258,826.84	13,059,676.96
China	RMB	311,870,806.08	4,846,472,326.48	50,222,511.16
France	EUR	9,456,304.82	1,242,369,327.25	12,874,293.55
India	USD	49,781,063.15	4,803,872,593.98	49,781,063.15
Japan	JPY	14,512,333,849.00	13,786,717,156.55	142,867,535.30
Korea	KRW	64,754,804,740.00	6,086,951,645.56	63,077,219.12
Kuwait	KUD	758,000.00	258,349,939.08	2,677,201.44
Russia	USD	1,103,459.44	106,483,835.96	1,103,459.44
Saudi	SAR	26,126,258.97	672,228,643.30	6,966,099.93
Total of Bilateral			33,224,978,518.60	344,300,295.53
Grand Total			346,819,101,990.70	3,593,980,331.51

Government of Nepal
Ministry of Finance

Financial Comptroller General Office

Debt Section

Anamnagar, Kathmandu, Nepal

Outstanding external debt (currencywise summary)

As on 2071/03/32 (2014-Jul-16)

Fiscal Year: 2070/71 Month: Aashadh

Currency	Amount (Commit Cur.)	NPR Amount	USD Amount
SDR	2,009,487,558.40	298,004,995,423.16	3,088,134,667.60
USD	180,715,550.90	17,439,050,661.85	180,715,550.90
DKK	687,600.00	12,039,876.00	124,765.55
EUR	42,626,357.11	5,600,250,797.11	58,033,687.02
JPY	14,512,333,849.00	13,786,717,156.55	142,867,535.30
KRW	64,754,804,740.00	6,086,951,645.56	63,077,219.12
KUD	758,000.00	258,349,939.08	2,677,201.44
GBP	676,440.00	112,045,521.60	1,161,093.49
RMB	311,870,806.08	4,846,472,326.48	50,222,511.16
SAR	26,126,258.97	672,228,643.30	6,966,099.93
Total		346,819,101,990.70	3,593,980,331.51

Government of Nepal
Ministry of Finance

Financial Comptroller General Office

Debt Section

Anamnagar, Kathmandu, Nepal

Monthly disbursement summary of external debt

As on 2071/03/32 (2014-Jul-16)

Fiscal Year: 2070/71 Month: Aashadh

In NPR.

SN	Donor:	Upto Previous Month	This Month	Total upto this month
1	ADB	5,532,935,534.54	793,441,293.50	6,326,376,828.04
2	China	499,425,913.90		499,425,913.90
3	IDA	11,388,980,841.51	861,370,588.80	12,250,351,430.31
4	IFAD	201,244,931.21	41,808,119.24	243,053,050.45
5	India	351,418,208.63	14,003,943.89	365,422,152.52
6	Japan	642,787,177.47	13,218,657.88	656,005,835.35
7	Korea	33,480,084.86		33,480,084.86
8	NDF	128,066,634.98	29,337,203.03	157,403,838.01
9	OPEC	478,157,510.05	101,646,510.91	579,804,020.96
10	Saudi	21,043,680.48		21,043,680.48
Total		19,277,540,517.63	1,854,826,317.25	21,132,366,834.88

Government of Nepal
Ministry of Finance

Financial Comptroller General Office

Debt Section

Anamnagar, Kathmandu, Nepal

Monthly principal repayment summary of external debt

As on 2071/03/32 (2014-Jul-16)

Fiscal Year: 2070/71 Month: Aashadh

In NPR.

SN	Donor:	Upto Previous Month	This Month	Total upto this month
1	ADB	6,794,157,445.06	1,034,362,129.23	7,828,519,574.29
2	Austria	29,774,785.89		29,774,785.89
3	Belgium	105,223,447.36		105,223,447.36
4	China	0.00		0.00
5	EEC	30,663,251.53		30,663,251.53
6	France	310,916,722.99	86,849,870.44	397,766,593.43
7	IDA	4,585,548,817.00	387,158,625.91	4,972,707,442.91
8	IFAD	282,588,559.80	14,446,755.51	297,035,315.31
9	India	632,903,164.20	0.00	632,903,164.20
10	Japan	1,788,468,910.96	9,900,885.00	1,798,369,795.96
11	Korea	58,568,557.92		58,568,557.92
12	Kuwait	13,119,022.45	12,812,640.83	25,931,663.28
13	NDF	90,192,804.85		90,192,804.85
14	OPEC	296,772,434.68	54,470,692.20	351,243,126.88
15	Saudi	105,737,205.76		105,737,205.76
Total		15,124,635,130.45	1,600,001,599.12	16,724,636,729.57

Government of Nepal
Ministry of Finance

Financial Comptroller General Office

Debt Section

Anamnagar, Kathmandu, Nepal

Monthly interest payment summary of external debt

As on 2071/03/32 (2014-Jul-16)

Fiscal Year: 2070/71

Month: Aashadh

In NPR.

SN	Donor:	Upto Previous Month	This Month	Total upto this month
1	ADB	1,417,959,444.36	200,871,126.93	1,618,830,571.29
2	Austria	0.00		0.00
3	Belgium	0.00		0.00
4	China	124,479,976.41		124,479,976.41
5	EEC	2,643,084.28		2,643,084.28
6	France	23,375,306.31	6,160,612.46	29,535,918.77
7	IDA	1,030,809,420.73	100,124,242.03	1,130,933,662.76
8	IFAD	66,683,814.64	2,916,592.14	69,600,406.78
9	India	57,666,795.05	42,944,729.54	100,611,524.59
10	Japan	155,752,361.97	0.00	155,752,361.97
11	Korea	34,825,997.41		34,825,997.41
12	Kuwait	3,693,470.37	3,459,615.36	7,153,085.73
13	NDF	21,087,577.51		21,087,577.51
14	OPEC	42,596,274.12	10,995,677.37	53,591,951.49
15	Saudi	16,150,005.17		16,150,005.17
Total		2,997,723,528.33	367,472,595.83	3,365,196,124.16

Government of Nepal
Ministry of Finance

Financial Comptroller General Office
Debt Section

Anamnagar, Kathmandu, Nepal

Loan ID-wise Outstanding external debt & Equivalent NPR

As on 2071/03/32 (2014-Jul-16)

Fiscal Year: 2070/71 Month: Aashadh

LoanID	Commit. Currency	In Commitment Currency			FX Rate	ClosingBalanceNPR	
		Opening Balance	Disbursement	Principal Payment			Closing Balance
Donor: ADB							
182	SDR	232,546.83		232,546.83	0.00	148.299	0.00
232	SDR	28,511.70		11,400.00	17,111.70	148.299	2,537,648.00
233	SDR	968,836.65		387,600.00	581,236.65	148.299	86,196,813.96
249	SDR	148,919.63		59,800.00	89,119.63	148.299	13,216,352.01
250	SDR	278,798.01		111,400.00	167,398.01	148.299	24,824,957.48
274	SDR	520,861.27		148,800.00	372,061.27	148.299	55,176,314.28
284	SDR	6,995,750.79		1,998,800.00	4,996,950.79	148.299	741,042,805.21
295	SDR	672,621.75		192,200.00	480,421.75	148.299	71,246,065.10
309	SDR	543,427.52		120,600.00	422,827.52	148.299	62,704,898.39
310	SDR	1,025,939.57		228,000.00	797,939.57	148.299	118,333,640.29
315	SDR	1,139,518.88		253,200.00	886,318.88	148.299	131,440,203.59
334	SDR	390,791.31		86,800.00	303,991.31	148.299	45,081,607.28
387	SDR	4,148,685.99		754,400.00	3,394,285.99	148.299	503,369,218.03
388	SDR	2,220,264.56		403,800.00	1,816,464.56	148.299	269,379,877.78
445	SDR	3,324,486.96		511,400.00	2,813,086.96	148.299	417,177,983.08
447	SDR	3,975,273.98		611,600.00	3,363,673.98	148.299	498,829,487.56
462	SDR	3,261,438.62		434,800.00	2,826,638.62	148.299	419,187,680.71
489	SDR	6,052,163.68		807,000.00	5,245,163.68	148.299	777,852,528.58
490	SDR	3,093,515.21		412,400.00	2,681,115.21	148.299	397,606,704.53
512	SDR	2,480,342.01		330,800.00	2,149,542.01	148.299	318,774,930.54
533	SDR	3,414,113.18		426,800.00	2,987,313.18	148.299	443,015,557.28
560	SDR	5,421,494.10		637,800.00	4,783,694.10	148.299	709,417,051.34
596	SDR	2,831,923.55		314,600.00	2,517,323.55	148.299	373,316,565.14
599	SDR	1,681,795.36		186,800.00	1,494,995.36	148.299	221,706,316.89
633	SDR	1,068,856.20		107,000.00	961,856.20	148.299	142,642,312.60
651	SDR	7,301,165.57		695,400.00	6,605,765.57	148.299	979,628,428.27
655	SDR	4,137,712.57		394,000.00	3,743,712.57	148.299	555,188,830.42
659	SDR	1,347,341.72		128,200.00	1,219,141.72	148.299	180,797,497.93
669	SDR	6,296,328.18		599,600.00	5,696,728.18	148.299	844,819,092.37
670	SDR	6,861,325.19		653,600.00	6,207,725.19	148.299	920,599,437.95
694	SDR	2,025,490.96		184,000.00	1,841,490.96	148.299	273,091,267.88
708	SDR	12,460,178.43		1,083,400.00	11,376,778.43	148.299	1,687,164,864.39
719	SDR	3,458,570.25		300,800.00	3,157,770.25	148.299	468,294,170.30
721	SDR	3,061,662.44		266,200.00	2,795,462.44	148.299	414,564,284.39
744	SDR	1,794,407.38		149,400.00	1,645,007.38	148.299	243,952,949.45
745	SDR	2,489,609.71		207,400.00	2,282,209.71	148.299	338,449,417.78
748	SDR	5,531,066.64		461,000.00	5,070,066.64	148.299	751,885,812.65
749	SDR	2,735,599.22		228,000.00	2,507,599.22	148.299	371,874,456.73
783	SDR	4,582,455.42		352,600.00	4,229,855.42	148.299	627,283,328.93
792	SDR	1,936,030.22		149,000.00	1,787,030.22	148.299	265,014,794.60
806	SDR	12,373,756.41		916,600.00	11,457,156.41	148.299	1,699,084,838.45

Government of Nepal
Ministry of Finance
Financial Comptroller General Office
Debt Section
Anamnagar, Kathmandu, Nepal

Loan ID-wise Outstanding external debt & Equivalent NPR

As on 2071/03/32 (2014-Jul-16)

Fiscal Year: 2070/71 Month: Aashadh

LoanID	Commit. Currency	In Commitment Currency			FX Rate	ClosingBalanceNPR	
		Opening Balance	Disbursement	Principal Payment			Closing Balance
Donor: ADB							
831	SDR	11,698,036.16		866,600.00	10,831,436.16	148.299	1,606,291,151.09
859	SDR	1,049,569.57		72,400.00	977,169.57	148.299	144,913,270.06
867	SDR	3,999,355.21		285,800.00	3,713,555.21	148.299	550,716,524.09
923	SDR	11,298,394.21		729,000.00	10,569,394.21	148.299	1,567,430,591.95
924	SDR	27,690,587.81		1,786,600.00	25,903,987.81	148.299	3,841,535,488.24
936	SDR	1,942,577.42		125,400.00	1,817,177.42	148.299	269,485,594.21
949	SDR	5,761,639.29		371,800.00	5,389,839.29	148.299	799,307,776.87
964	SDR	2,428,878.50		156,800.00	2,272,078.50	148.299	336,946,969.47
974	SDR	6,081,275.25		368,600.00	5,712,675.25	148.299	847,184,026.90
982	SDR	26,341,295.87		1,596,400.00	24,744,895.87	148.299	3,669,643,312.63
987	SDR	4,939,658.66		299,400.00	4,640,258.66	148.299	688,145,719.02
1006	SDR	1,591,394.84		96,400.00	1,494,994.84	148.299	221,706,239.78
1011	SDR	26,749,630.21		1,621,200.00	25,128,430.21	148.299	3,726,521,071.71
1037	SDR	15,914,542.68		909,400.00	15,005,142.68	148.299	2,225,247,654.30
1040	SDR	12,583,355.04		719,000.00	11,864,355.04	148.299	1,759,471,988.08
1112	SDR	17,130,058.82		926,000.00	16,204,058.82	148.299	2,403,045,718.95
1113	SDR	9,705,130.97		524,600.00	9,180,530.97	148.299	1,361,463,562.32
1114	SDR	6,567,792.12		355,000.00	6,212,792.12	148.299	921,350,858.60
1141	SDR	8,251,449.08		458,400.00	7,793,049.08	148.299	1,155,701,385.51
1156	SDR	4,193,270.96		233,000.00	3,960,270.96	148.299	587,304,223.10
1165	SDR	11,567,689.59		608,800.00	10,958,889.59	148.299	1,625,192,367.31
1196	SDR	3,914,173.02		200,800.00	3,713,373.02	148.299	550,689,505.49
1229	SDR	13,027,650.34		668,000.00	12,359,650.34	148.299	1,832,923,785.77
1237	SDR	2,333,732.38		116,600.00	2,217,132.38	148.299	328,798,514.82
1240	SDR	4,595,202.17		229,800.00	4,365,402.17	148.299	647,384,776.41
1311	SDR	5,324,054.66		129,800.00	5,194,254.66	148.299	770,302,771.82
1377	SDR	23,274,225.23		554,200.00	22,720,025.23	148.299	3,369,357,021.58
1437	SDR	15,054,482.48		354,200.00	14,700,282.48	148.299	2,180,037,191.50
1450	SDR	7,180,171.41		167,000.00	7,013,171.41	148.299	1,040,046,306.93
1451	SDR	7,733,865.21		179,800.00	7,554,065.21	148.299	1,120,260,316.58
1452	SDR	96,909,537.87		2,253,800.00	94,655,737.87	148.299	14,037,351,270.38
1461	SDR	8,102,532.57		186,200.00	7,916,332.57	148.299	1,173,984,203.80
1464	SDR	13,524,529.76		307,400.00	13,217,129.76	148.299	1,960,087,126.28
1512	SDR	14,770,502.98		335,800.00	14,434,702.98	148.299	2,140,652,017.23
1604	SDR	35,172,603.73		790,400.00	34,382,203.73	148.299	5,098,846,430.96
1609	SDR	6,433,729.33		144,600.00	6,289,129.33	148.299	932,671,590.51
1640	SDR	3,221,151.75		70,800.00	3,150,351.75	148.299	467,194,014.17
1650	SDR	11,474,592.23		252,200.00	11,222,392.23	148.299	1,664,269,545.32
1732	SDR	19,744,658.77		1,067,278.00	18,677,380.77	148.299	2,769,836,890.81
1755	SDR	17,290,565.05		886,696.00	16,403,869.05	148.299	2,432,677,376.25
1778	SDR	5,960,660.29		305,676.00	5,654,984.29	148.299	838,628,515.22

Government of Nepal
Ministry of Finance

Financial Comptroller General Office
Debt Section
Anamnagar, Kathmandu, Nepal

Loan ID-wise Outstanding external debt & Equivalent NPR

As on 2071/03/32 (2014-Jul-16)

Fiscal Year: 2070/71 Month: Aashadh

LoanID	Commit. Currency	In Commitment Currency			Closing Balance	FX Rate	ClosingBalanceNPR
		Opening Balance	Disbursement	Principal Payment			
Donor: ADB							
1811	SDR	1,529,164.84		78,418.00	1,450,746.84	148.299	215,144,305.63
1820	SDR	22,750,525.21	12,162,221.80	3,901,705.22	31,011,041.79	148.299	4,598,906,486.42
1840	SDR	8,866,879.03		432,530.00	8,434,349.03	148.299	1,250,805,526.80
1861	SDR	11,824,164.42		945,932.00	10,878,232.42	148.299	1,613,230,989.65
1876	SDR	26,030,132.45		1,269,762.00	24,760,370.45	148.299	3,671,938,177.36
1917	SDR	19,090,581.39		887,934.00	18,202,647.39	148.299	2,699,434,405.29
1966	SDR	14,806,126.32		688,658.00	14,117,468.32	148.299	2,093,606,434.39
2002	SDR	12,218,236.93		872,732.00	11,345,504.93	148.299	1,682,527,035.61
2008	SDR	14,679,395.83	-0.06	652,418.00	14,026,977.77	148.299	2,080,186,776.31
2058	SDR	3,176,878.12		219,096.00	2,957,782.12	148.299	438,636,130.61
2059	SDR	1,285,042.44	542,271.47	290,937.30	1,536,376.61	148.299	227,843,114.89
2071	SDR	12,396,622.37		550,962.00	11,845,660.37	148.299	1,756,699,587.21
2092	SDR	24,397,595.34		1,060,764.00	23,336,831.34	148.299	3,460,828,750.89
2097	SDR	11,163,839.45		475,056.00	10,688,783.45	148.299	1,585,135,896.85
2102	SDR	8,797,589.54	850,037.64	537,804.48	9,109,822.70	148.299	1,350,977,596.59
2111	SDR	10,449,123.28		444,644.00	10,004,479.28	148.299	1,483,654,272.74
2143	SDR	4,755,942.78	-46,042.01	212,089.00	4,497,811.77	148.299	667,020,987.68
2268	SDR	37,906,000.00		0.00	37,906,000.00	148.299	5,621,421,894.00
2277	SDR	20,432,000.00		0.00	20,432,000.00	148.299	3,030,045,168.00
2551	SDR	16,092,000.00		0.00	16,092,000.00	148.299	2,386,427,508.00
2581	SDR	4,102,158.33	7,408,371.35		11,510,529.68	148.299	1,707,000,041.01
2587	SDR	10,417,998.16	10,763,455.02		21,181,453.18	148.299	3,141,188,325.14
2641	SDR	19,515,000.00		0.00	19,515,000.00	148.299	2,894,054,985.00
2650	SDR	2,471,207.49	3,437,245.57		5,908,453.06	148.299	876,217,680.34
2656	SDR	678,997.59	6,896.77		685,894.36	148.299	101,717,447.69
2685	SDR	4,537,787.12	2,848,718.90		7,386,506.02	148.299	1,095,411,456.26
2776	SDR	6,270,108.71	2,735,123.01		9,005,231.72	148.299	1,335,466,858.84
2796	SDR	1,238,438.61	726,888.06		1,965,326.67	148.299	291,455,979.83
2808	SDR	3,271.11	486,805.50		490,076.61	148.299	72,677,871.19
Total of ADB							146,560,037,348.39
Donor: EEC							
9	DKK	217,920.00		13,620.00	204,300.00	17.510	3,577,293.00
9	GBP	214,320.00		13,395.00	200,925.00	165.640	33,281,217.00
9	EUR	767,283.14		48,027.38	719,255.76	131.380	94,495,821.75
23	DKK	294,720.00		18,420.00	276,300.00	17.510	4,838,013.00
23	GBP	289,920.00		18,120.00	271,800.00	165.640	45,020,952.00
23	EUR	1,038,176.74		64,984.23	973,192.51	131.380	127,858,031.96
26	DKK	220,800.00		13,800.00	207,000.00	17.510	3,624,570.00
26	GBP	217,296.00		13,581.00	203,715.00	165.640	33,743,352.60
26	EUR	778,197.50		48,710.57	729,486.93	131.380	95,839,992.86

Government of Nepal
Ministry of Finance
Financial Comptroller General Office
Debt Section
Anamnagar, Kathmandu, Nepal
Loan ID-wise Outstanding external debt & Equivalent NPR
As on 2071/03/32 (2014-Jul-16)

Fiscal Year: 2070/71 Month: Aashadh

LoanID	Commit. Currency	In Commitment Currency			FX Rate	ClosingBalanceNPR	
		Opening Balance	Disbursement	Principal Payment			Closing Balance
Donor: EEC							
Total of EEC						442,279,244.18	
Donor: IDA							
166	USD	320,685.36		53,447.56	267,237.80	96.500	25,788,447.70
223	USD	488,044.19		65,072.52	422,971.67	96.500	40,816,766.16
291	USD	863,436.78		95,937.42	767,499.36	96.500	74,063,688.24
373	USD	1,698,332.31		178,760.00	1,519,572.31	96.500	146,638,727.92
397	USD	1,650,000.00		165,000.00	1,485,000.00	96.500	143,302,500.00
470	USD	2,457,000.00		234,000.00	2,223,000.00	96.500	214,519,500.00
470.1	USD	905,744.36		86,256.00	819,488.36	96.500	79,080,626.74
505	USD	966,282.07		88,000.00	878,282.07	96.500	84,754,219.76
600	USD	9,750,000.00		780,000.00	8,970,000.00	96.500	865,605,000.00
600.1	USD	5,550,000.00		444,000.00	5,106,000.00	96.500	492,729,000.00
617	USD	3,000,000.00		240,000.00	2,760,000.00	96.500	266,340,000.00
654	USD	3,510,000.00		270,000.00	3,240,000.00	96.500	312,660,000.00
659	USD	1,164,532.57		89,576.00	1,074,956.57	96.500	103,733,309.01
704	USD	3,067,754.21		219,124.00	2,848,630.21	96.500	274,892,815.27
705	USD	1,397,218.56		99,796.00	1,297,422.56	96.500	125,201,277.04
730	USD	7,140,000.00		510,000.00	6,630,000.00	96.500	639,795,000.00
772	USD	2,038,444.28		140,580.00	1,897,864.28	96.500	183,143,903.02
799	USD	6,525,000.00		435,000.00	6,090,000.00	96.500	587,685,000.00
812	USD	13,500,000.00		900,000.00	12,600,000.00	96.500	1,215,900,000.00
856	USD	6,300,000.00		420,000.00	5,880,000.00	96.500	567,420,000.00
939	USD	3,055,975.65		190,994.00	2,864,981.65	96.500	276,470,729.23
1008	USD	8,415,000.00		510,000.00	7,905,000.00	96.500	762,832,500.00
1055	USD	8,146,233.02		479,188.00	7,667,045.02	96.500	739,869,844.43
1059	USD	13,747,591.18		808,680.00	12,938,911.18	96.500	1,248,604,928.87
1062	SDR	1,721,637.87		101,272.00	1,620,365.87	148.299	240,298,638.16
1093	SDR	1,458,438.89		83,336.00	1,375,102.89	148.299	203,926,383.48
1100	SDR	5,922,078.69		338,402.00	5,583,676.69	148.299	828,053,669.45
1101	SDR	2,320,506.17		132,598.00	2,187,908.17	148.299	324,464,593.70
1191	SDR	3,163,500.00		171,000.00	2,992,500.00	148.299	443,784,757.50
1198	SDR	5,499,548.21		297,270.00	5,202,278.21	148.299	771,492,656.26
1260	SDR	3,349,171.04		176,266.00	3,172,905.04	148.299	470,538,644.53
1316	SDR	8,833,499.00		452,999.00	8,380,500.00	148.299	1,242,819,769.50
1339	SDR	2,412,924.39		123,736.00	2,289,188.39	148.299	339,484,349.05
1379	SDR	3,199,873.71		159,992.00	3,039,881.71	148.299	450,811,417.71
1400	SDR	2,036,494.05		101,824.00	1,934,670.05	148.299	286,909,633.74
1452	SDR	6,241,273.30		304,450.00	5,936,823.30	148.299	880,424,958.57
1463	SDR	4,113,047.82		200,634.00	3,912,413.82	148.299	580,207,057.09
1478	SDR	47,358,721.44		2,255,172.00	45,103,549.44	148.299	6,688,811,278.40

Government of Nepal
Ministry of Finance

Financial Comptroller General Office

Debt Section

Anamnagar, Kathmandu, Nepal

Loan ID-wise Outstanding external debt & Equivalent NPR

As on 2071/03/32 (2014-Jul-16)

Fiscal Year: 2070/71 Month: Aashadh

LoanID	Commit. Currency	In Commitment Currency			FX Rate	ClosingBalanceNPR	
		Opening Balance	Disbursement	Principal Payment			Closing Balance
Donor: IDA							
1515	SDR	25,946,364.31		1,235,540.00	24,710,824.31	148.299	3,664,590,534.35
1534	SDR	5,097,560.27		237,094.00	4,860,466.27	148.299	720,802,287.37
1535	SDR	4,476,765.17		208,220.00	4,268,545.17	148.299	633,020,980.17
1570	SDR	3,934,199.03		178,822.00	3,755,377.03	148.299	556,918,658.17
1588	SDR	12,552,025.19		583,814.00	11,968,211.19	148.299	1,774,873,751.27
1696	SDR	3,085,408.98		134,144.00	2,951,264.98	148.299	437,669,645.27
1715	SDR	8,623,520.85		374,930.00	8,248,590.85	148.299	1,223,257,774.46
1727	SDR	2,773,784.52		120,598.00	2,653,186.52	148.299	393,464,907.73
1769	SDR	28,834,500.00		1,227,000.00	27,607,500.00	148.299	4,094,164,642.50
1814	SDR	20,413,328.73		850,550.00	19,562,778.73	148.299	2,901,140,522.88
1902	SDR	6,077,370.03		419,126.00	5,658,244.03	148.299	839,111,931.40
1922	SDR	5,274,435.43		351,628.00	4,922,807.43	148.299	730,047,419.06
1924	SDR	17,940,000.00		1,196,000.00	16,744,000.00	148.299	2,483,118,456.00
1988	SDR	9,849,485.31		635,448.00	9,214,037.31	148.299	1,366,432,519.04
2028	SDR	4,147,804.11		259,232.00	3,888,572.11	148.299	576,671,355.34
2044	SDR	5,620,960.77		351,308.00	5,269,652.77	148.299	781,484,236.14
2046	SDR	29,568,000.00		1,848,000.00	27,720,000.00	148.299	4,110,848,280.00
2047	SDR	10,289,650.15		643,100.00	9,646,550.15	148.299	1,430,573,740.69
2144	SDR	24,845,710.00		1,461,510.00	23,384,200.00	148.299	3,467,853,475.80
2239	SDR	7,776,156.37		432,006.00	7,344,150.37	148.299	1,089,130,155.72
2347	SDR	29,532,885.52		1,596,372.00	27,936,513.52	148.299	4,142,957,018.50
2357	SDR	16,128,142.53		848,848.00	15,279,294.53	148.299	2,265,904,099.50
2364	SDR	24,858,375.52		1,308,334.00	23,550,041.52	148.299	3,492,447,607.37
2430	SDR	12,618,248.76		647,086.00	11,971,162.76	148.299	1,775,311,466.15
2560	SDR	10,306,822.91		381,729.00	9,925,093.91	148.299	1,471,881,501.76
2578	SDR	28,363,633.93		1,050,504.01	27,313,129.92	148.299	4,050,509,854.01
2600	SDR	14,584,581.29		355,720.00	14,228,861.29	148.299	2,110,125,900.45
2912	SDR	9,935,201.71		231,048.01	9,704,153.70	148.299	1,439,116,289.56
2977	SDR	11,781,187.55		267,750.00	11,513,437.55	148.299	1,707,431,275.23
3008	SDR	12,331,608.94		277,112.82	12,054,496.12	148.299	1,787,669,720.10
3009	SDR	45,893,931.57		1,031,320.00	44,862,611.57	148.299	6,653,080,433.22
3185	SDR	8,280,000.01		180,000.01	8,100,000.00	148.299	1,201,221,900.00
3215	SDR	3,286,771.64		71,450.00	3,215,321.64	148.299	476,828,983.89
3293	SDR	35,354,236.75		760,306.00	34,593,930.75	148.299	5,130,245,336.29
3581	SDR	11,929,248.65		245,962.30	11,683,286.35	148.299	1,732,619,682.42
3727	SDR	6,504,551.60		131,405.08	6,373,146.52	148.299	945,131,255.77
3766	SDR	21,769,326.71	1,994,856.48	586,671.72	23,177,511.47	148.299	3,437,201,773.49
3808	SDR	3,598,394.39		71,967.88	3,526,426.51	148.299	522,965,525.01
3830	SDR	51,000,000.00		510,000.00	50,490,000.00	148.299	7,487,616,510.00
3864	SDR	38,440,970.03		0.00	38,440,970.03	148.299	5,700,757,414.48
3911	SDR	17,000,000.00		0.00	17,000,000.00	148.299	2,521,083,000.00

Government of Nepal
Ministry of Finance

Financial Comptroller General Office

Debt Section

Anamnagar, Kathmandu, Nepal

Loan ID-wise Outstanding external debt & Equivalent NPR

As on 2071/03/32 (2014-Jul-16)

Fiscal Year: 2070/71 Month: Aashadh

LoanID	Commit. Currency	In Commitment Currency			FX Rate	ClosingBalanceNPR	
		Opening Balance	Disbursement	Principal Payment			Closing Balance
Donor: IDA							
3956	SDR	34,500,000.00		0.00	34,500,000.00	148.299	5,116,315,500.00
3980	SDR	6,900,000.00		0.00	6,900,000.00	148.299	1,023,263,100.00
4510	SDR	638,136.03	63,284.50	0.00	701,420.53	148.299	104,019,963.18
4515	SDR	7,630,926.89	75,724.17	0.00	7,706,651.06	148.299	1,142,888,645.55
4603	SDR	0.00		0.00	0.00	148.299	0.00
4637	SDR	26,384,325.95	443,590.38	0.00	26,827,916.33	148.299	3,978,553,163.82
4664	SDR	1,606,122.50	12,009,752.55	0.00	13,615,875.05	148.299	2,019,220,654.04
4652	SDR	42,060,703.98	4,017,113.90	0.00	46,077,817.88	148.299	6,833,294,313.79
4707	SDR	7,090,532.57	18,731,590.41	0.00	25,822,122.98	148.299	3,829,395,015.81
4750	SDR	9,509,814.57	217,075.04	0.00	9,726,889.61	148.299	1,442,488,002.27
4832	SDR	23,635,666.69	2,678,154.55	0.00	26,313,821.24	148.299	3,902,313,376.07
4902	SDR	4,140,979.37	3,390,964.55	0.00	7,531,943.92	148.299	1,116,979,751.39
4932	SDR	1,242,257.34	3,457,523.56	0.00	4,699,780.90	148.299	696,972,807.69
5138	SDR	9,675,000.00		0.00	9,675,000.00	148.299	1,434,792,825.00
5282	SDR	0.00	19,900,000.00	0.00	19,900,000.00	148.299	2,951,150,100.00
4905	SDR	0.00	2,090,691.95	0.00	2,090,691.95	148.299	310,047,525.49
5263	SDR	0.00	4,438,098.35	0.00	4,438,098.35	148.299	658,165,547.21
5273	SDR	0.00	3,942,888.32	0.00	3,942,888.32	148.299	584,726,394.97
4924	SDR	0.00	335,817.97		335,817.97	148.299	49,801,469.13
5246	SDR	0.00	648,235.18		648,235.18	148.299	96,132,628.96
4981	SDR	0.00	2,636,351.38		2,636,351.38	148.299	390,968,273.30
Total of IDA							154,232,646,468.74
Donor: IFAD							
10	USD	4,463,761.75		288,000.01	4,175,761.74	96.500	402,961,007.91
57	SDR	4,287,500.00		245,000.00	4,042,500.00	148.299	599,498,707.50
82	SDR	2,813,858.37		152,098.00	2,661,760.37	148.299	394,736,401.11
166	SDR	8,124,123.03		377,866.00	7,746,257.03	148.299	1,148,762,171.29
191	SDR	357,237.52		15,530.00	341,707.52	148.299	50,674,883.51
208	SDR	2,850,000.00		118,750.00	2,731,250.00	148.299	405,041,643.75
250	SDR	2,434,206.43		91,860.00	2,342,346.43	148.299	347,367,633.22
352	SDR	2,108,823.74		102,870.00	2,005,953.74	148.299	297,480,933.69
452	SDR	5,106,407.89		210,042.03	4,896,365.86	148.299	726,126,160.67
576	SDR	8,399,873.51	609,325.86	520,000.00	8,489,199.37	148.299	1,258,939,777.37
646A	SDR	52,092.88	278,706.62	0.00	330,799.50	148.299	49,057,235.05
646	SDR	7,150,000.00		0.00	7,150,000.00	148.299	1,060,337,850.00
796	SDR	762,338.40	609,324.34	0.00	1,371,662.74	148.299	203,416,212.68
881	SDR	828,764.07	133,614.50	0.00	962,378.57	148.299	142,719,779.55
Total of IFAD							7,087,120,397.31
Donor: NDF							

Government of Nepal
Ministry of Finance
Financial Comptroller General Office
Debt Section
Anamnagar, Kathmandu, Nepal
Loan ID-wise Outstanding external debt & Equivalent NPR

As on 2071/03/32 (2014-Jul-16)

Fiscal Year: 2070/71 Month: Aashadh

LoanID	Commit. Currency	In Commitment Currency			FX Rate	ClosingBalanceNPR	
		Opening Balance	Disbursement	Principal Payment			Closing Balance
Donor: NDF							
37	EUR	3,762,401.61		203,373.06	3,559,028.55	131.380	467,585,170.90
76	EUR	4,600,997.96		230,049.89	4,370,948.07	131.380	574,255,157.44
129	EUR	4,495,296.75		107,030.88	4,388,265.87	131.380	576,530,370.00
223	EUR	1,486,012.47		33,773.02	1,452,239.45	131.380	190,795,218.94
265	EUR	5,133,514.98	1,119,639.11	95,529.98	6,157,624.11	131.380	808,988,655.57
Total of NDF							2,618,154,572.85
Donor: OPEC							
698	USD	781,114.33		781,114.33	0.00	96.500	0.00
825	USD	216,491.35		48,100.00	168,391.35	96.500	16,249,765.28
838	USD	7,306,760.00		913,320.00	6,393,440.00	96.500	616,966,960.00
1060	USD	1,709,869.20	1,860,654.15	466,660.00	3,103,863.35	96.500	299,522,813.28
1155	USD	7,626,366.80		666,660.00	6,959,706.80	96.500	671,611,706.20
1185	USD	7,359,878.08	1,363,468.73	666,660.00	8,056,686.81	96.500	777,470,277.17
1346	USD	0.00	906,381.25		906,381.25	96.500	87,465,790.63
1442	USD	0.00	1,912,933.97	0.00	1,912,933.97	96.500	184,598,128.11
Total of OPEC							2,653,885,440.65
Donor: Austria							
1	EUR	1,445,558.64		218,018.50	1,227,540.14	131.380	161,274,223.59
Total of Austria							161,274,223.59
Donor: Belgium							
1985	EUR	371,848.68		123,946.00	247,902.68	131.380	32,569,454.10
1986	EUR	743,682.15		185,920.00	557,762.15	131.380	73,278,791.27
1994	EUR	1,363,421.25		123,946.00	1,239,475.25	131.380	162,842,258.35
1999	EUR	1,809,463.00		106,209.00	1,703,254.00	131.380	223,773,510.52
2000	EUR	2,251,193.00		122,703.00	2,128,490.00	131.380	279,641,016.20
2001	EUR	2,391,868.05		89,421.59	2,302,446.46	131.380	302,495,415.91
2003	EUR	1,430,420.98		17,280.62	1,413,140.36	131.380	185,658,380.50
Total of Belgium							1,260,258,826.84
Donor: China							
359	RMB	248,889,335.69	28,055,571.77	0.00	276,944,907.46	15.540	4,303,723,861.93
383	RMB	31,407,652.44	3,518,246.18	0.00	34,925,898.62	15.540	542,748,464.55
Total of China							4,846,472,326.48
Donor: France							
298	EUR	15,949.98		6,054.98	9,895.00	131.380	1,300,005.10
375	EUR	727,926.75		145,585.67	582,341.08	131.380	76,507,971.09
447	EUR	2,960,669.26		1,401,554.66	1,559,114.60	131.380	204,836,476.15
502	EUR	1,277,686.73		374,298.30	903,388.43	131.380	118,687,171.93
503	EUR	935,804.12		396,366.84	539,437.28	131.380	70,871,269.85

Government of Nepal
Ministry of Finance

Financial Comptroller General Office
Debt Section
Anamnagar, Kathmandu, Nepal

Loan ID-wise Outstanding external debt & Equivalent NPR

As on 2071/03/32 (2014-Jul-16)

Fiscal Year: 2070/71 Month: Aashadh

LoanID	Commit. Currency	In Commitment Currency			Closing Balance	FX Rate	ClosingBalanceNPR
		Opening Balance	Disbursement	Principal Payment			
Donor: France							
545	EUR	5,101,415.27		560,742.84	4,540,672.43	131.380	596,553,543.85
897	EUR	1,404,028.00		82,572.00	1,321,456.00	131.380	173,612,889.28
Total of France							1,242,369,327.25
Donor: India							
00001984	USD	52,456,464.33	3,776,211.72	6,451,612.90	49,781,063.15	96.500	4,803,872,593.98
Total of India							4,803,872,593.98
Donor: Japan							
4	JPY	4,113,234,000.00		914,052,000.00	3,199,182,000.00	0.950	3,039,222,900.00
5	JPY	962,205,000.00		128,294,000.00	833,911,000.00	0.950	792,215,450.00
6	JPY	1,563,510,000.00		120,270,000.00	1,443,240,000.00	0.950	1,371,078,000.00
7	JPY	8,804,025,000.00		652,150,000.00	8,151,875,000.00	0.950	7,744,281,250.00
8	JPY	0.00	598,196,728.00	10,455,000.00	587,741,728.00	0.950	558,354,641.60
8A	JPY	222,655,416.00	93,760,705.00	20,032,000.00	296,384,121.00	0.950	281,564,914.95
Total of Japan							13,786,717,156.55
Donor: Korea							
1	KRW	8,989,275,000.00		619,950,000.00	8,369,325,000.00	0.094	786,716,550.00
2	KRW	6,017,132,660.00	368,347,080.00	0.00	5,638,547,740.00	0.094	5,300,235,095.56
Total of Korea							6,086,951,645.56
Donor: Kuwait							
552	KUD	832,000.00		74,000.00	758,000.00	340.831	258,349,939.08
Total of Kuwait							258,349,939.08
Donor: Russia							
1	USD	1,103,459.44			1,103,459.44	96.500	106,483,835.96
Total of Russia							106,483,835.96
Donor: Saudi							
465	SAR	29,124,383.85	751,875.12	3,750,000.00	26,126,258.97	25.730	672,228,643.30
Total of Saudi							672,228,643.30
Grand Total							346,819,101,990.70

Government of Nepal
Ministry of Finance
Financial Comptroller General Office
Anamnagar, Kathmandu
Statement of Annual Disbursement (Projectwise)
FY: 2070/71

LoanID	Donor	ProjectName	Amount (Rs.)
1820	ADB	Melamchi Water Supply	1,829,221,259.67
2059	ADB	Kathmandu Valley Water Services	80,547,471.89
2102	ADB	Community Managed Irrigated Agriculture Sector Project	129,928,397.06
2143	ADB	GENDER EQUALITY AND EMPOWERMENT OF WOMEN PROJECT	(8,848.08)
2581	ADB	Air Transport Capacity Enhancement Project	1,123,762,714.82
2587	ADB	Energy Access and Efficiency Improvement Project	1,625,333,670.71
2650	ADB	Secondary Towns Integrated Urban Environmental Improvement Project	513,442,604.69
2656	ADB	Kathmandu Sustainable Urban Transport Project	1,033,834.93
2685	ADB	Subregional Transport Enhancement Project	425,471,655.17
2776	ADB	Kathmandu Valley Water Supply Improvement Project	415,732,953.12
2796	ADB	Subregional Transport Enhancement Project	109,775,641.11
2808	ADB	Electricity Transmission	72,135,472.95
	ADB Total		6,326,376,828.04
359	China	Upper Trishuli 3A Hydroelectric Project	442,027,504.40
383	China	Upper Trishuli 3A Kathmandu 220 KV Transmission line and 132 KV Line Bay Extension Project	57,398,409.50
	China Total		499,425,913.90
3766	IDA	Nepal Power Development Project	299,459,022.80
4510	IDA	Social Safety NetsProject	9,627,977.42
4515	IDA	Irrigation & Water Resources Management Project	11,149,653.69
4637	IDA	Nepal Power Development Project	67,175,655.82
4652	IDA	School Sector Reform Program	616,357,720.21
4664	IDA	Rural Access Improvement and Decentralization Project	1,821,293,453.06
4707	IDA	Second HNP and HIV/AIDS Project	2,797,443,205.04
4750	IDA	Social Safety NetsProject	33,047,058.28
4832	IDA	Additional Financing for Road Sector Development Project	406,862,461.63
4902	IDA	Nepal-India Electricity Transmission and Trade Project	510,199,634.90
4905	IDA	Urban Governance and Development Program : Emerging Towns Project	318,865,712.35
4924	IDA	Enhanced Vocational Education and Training	49,999,963.09
4932	IDA	Kabeli Transmission Project	537,411,967.04
4981	IDA	Modernization of Rani Jamara Kulariya Irrigation Scheme - Phase 1	387,985,510.13
5246	IDA	Kali Gandaki A Hydropower Plant Rehabilitation Project (KGAHPRP)	93,640,000.00
5263	IDA	Additional Financing for Nepal-India Electricity Transmission and Trade Project	667,856,327.57
5273	IDA	Nepal-India Regional Trade and Transport Project	599,740,875.00
5282	IDA	Financial Sector Stability Credit	3,022,235,232.28
	IDA Total		12,250,351,430.31
576	IFAD	WESTERN UPLANDS POVERTY ALLEVIATION	91,101,569.66
796	IFAD	High Value Agricultural Project in Hill and Mountain Areas	90,326,646.38
881	IFAD	Improved Seeds for Farmers Programmes	19,350,218.44
646A	IFAD	LEASEHOLD FORESTRY & LIVESTOCK	42,274,615.97
	IFAD Total		243,053,050.45

LoanID	Donor	ProjectName	Amount (Rs.)
1984	India	EXIM Bank's Line of Credit	365,422,152.52
	India Total		365,422,152.52
8	Japan	Melamchi Water Supply Project Cnstrcn	566,999,421.57
8A	Japan	Melamchi Water Supply Project	89,006,413.78
	Japan Total		656,005,835.35
2	Korea	Chameliya Hydroelectric Project	33,480,084.86
	Korea Total		33,480,084.86
265	NDF	Melamchi Water Supply	157,403,838.01
	NDF Total		157,403,838.01
1060	OPEC	Community Managed Irrigated Agriculture Sector Project	177,595,066.16
1185	OPEC	Rural Reconstruction & Rehabilitation Project	129,974,627.19
1346	OPEC	Lumbini Connectivity & Infrastructure Improvement Project	86,976,344.75
1442	OPEC	Rural Connectivity and Community Development Project	185,257,982.86
	OPEC Total		579,804,020.96
465	Saudi	Completion of Bagmati Irrigation	21,043,680.48
	Saudi Total		21,043,680.48
	Grand Total		21,132,366,834.88

Government of Nepal
Ministry of Finance

Financial Comptroller General Office
Debt Section
Anamnagar, Kathmandu, Nepal
Disbursement Statement

As on 2071/03/32 (2014-Jul-16)

Fiscal Year: 2070/71 Month: Aashadh

SN	Loan ID	Value Date	Commit. Currency	Disbursement (Commit Curr.)	Disburse. Currency	Disburse. Amount	FX Rate	Equivalent NPR
DonorType:		Multilateral						
Donor:		ADB						
1	1820	2013-Jul-18	SDR	118,705.95	USD	177,922.41	94.900	16,884,836.71
2	1820	2013-Jul-19	SDR	212,020.07	USD	318,899.38	95.000	30,295,441.10
3	1820	2013-Sep-16	SDR	2,961.97	USD	4,491.88	100.290	450,490.65
4	1820	2013-Sep-18	SDR	15,937.76	USD	24,209.45	100.690	2,437,649.52
5	1820	2013-Oct-17	SDR	8,419,370.03	USD	12,918,681.38	98.640	1,274,298,731.32
6	1820	2013-Oct-21	SDR	92,758.66	USD	142,288.08	97.740	13,907,236.94
7	1820	2013-Oct-21	SDR	826,914.21	USD	1,268,453.32	97.740	123,978,627.50
8	1820	2013-Oct-25	SDR	296,674.77	USD	457,003.75	98.100	44,832,067.88
9	1820	2013-Nov-13	SDR	15,816.97	USD	24,189.53	101.520	2,455,721.09
10	1820	2013-Nov-13	SDR	8,435.72	USD	12,901.08	101.520	1,309,717.64
11	1820	2013-Dec-15	SDR	194,632.77	USD	299,968.02	99.110	29,729,830.46
12	1820	2013-Dec-18	SDR	272,591.51	USD	419,210.31	98.920	41,468,283.87
13	1820	2013-Dec-19	SDR	2,971.48	USD	4,581.37	99.050	453,784.70
14	1820	2013-Dec-19	SDR	2,268.10	USD	3,496.91	99.050	346,368.94
15	1820	2013-Dec-19	SDR	128,279.60	USD	197,778.92	99.050	19,590,002.03
16	1820	2014-Jan-08	SDR	8,687.31	USD	13,340.14	99.390	1,325,876.51
17	1820	2014-Jan-10	SDR	31,616.93	USD	48,527.25	99.020	4,805,168.30
18	1820	2014-May-20	SDR	545,103.93	USD	840,741.04	93.450	78,567,250.19
19	1820	2014-May-23	SDR	129,397.07	USD	200,000.00	93.260	18,652,000.00
20	1820	2014-Jun-15	SDR	236,891.27	USD	365,051.82	95.320	34,796,739.48
21	1820	2014-Jul-14	SDR	600,185.72	USD	927,148.90	95.600	88,635,434.84
Total of 1820				12,162,221.80				1,829,221,259.67
1	2059	2013-Jul-24	SDR	23,136.99	USD	34,809.84	95.200	3,313,896.77
2	2059	2013-Aug-21	SDR	59,376.77	USD	90,371.45	95.400	8,621,436.33
3	2059	2013-Oct-21	SDR	40,405.04	USD	61,979.71	97.740	6,057,896.86
4	2059	2013-Nov-15	SDR	9,724.23	USD	14,817.49	100.730	1,492,565.77
5	2059	2013-Dec-06	SDR	38,670.47	USD	59,335.59	98.510	5,845,148.97
6	2059	2013-Dec-23	SDR	32,330.94	USD	49,809.69	97.282	4,845,580.16

Government of Nepal
Ministry of Finance

Financial Comptroller General Office

Debt Section

Anamnagar, Kathmandu, Nepal

Disbursement Statement

As on 2071/03/32 (2014-Jul-16)

Fiscal Year: 2070/71 Month: Aashadh

SN	Loan ID	Value Date	Commit. Currency	Disbursement (Commit Curr.)	Disburse. Currency	Disburse. Amount	FX Rate	Equivalent NPR
Donor: ADB								
7	2059	2014-Jan-13	SDR	99,335.37	USD	152,211.59	98.750	15,030,894.51
8	2059	2014-Apr-08	SDR	65,839.96	USD	101,581.19	95.880	9,739,604.50
9	2059	2014-May-13	SDR	66,187.01	USD	103,050.53	95.790	9,871,210.27
10	2059	2014-May-15	SDR	10,606.00	USD	16,419.25	95.200	1,563,112.60
11	2059	2014-Jun-02	SDR	41,006.90	USD	63,186.30	94.270	5,956,572.50
12	2059	2014-Jun-17	SDR	55,651.79	USD	85,551.82	95.960	8,209,552.65
Total of 2059				542,271.47				80,547,471.89
1	2102	2013-Aug-01	SDR	61,009.52	USD	92,528.26	97.130	8,987,269.89
2	2102	2013-Oct-09	SDR	83,569.52	USD	128,504.85	98.550	12,664,152.97
3	2102	2013-Oct-21	SDR	160,898.60	USD	246,812.02	97.740	24,123,406.83
4	2102	2013-Nov-13	SDR	448,701.76	USD	686,217.55	101.520	69,664,805.68
5	2102	2014-Feb-01	SDR	66,855.14	USD	102,837.92	100.000	10,283,792.00
6	2102	2014-May-22	SDR	29,003.10	USD	44,853.01	93.750	4,204,969.69
Total of 2102				850,037.64				129,928,397.06
1	2143	2013-Oct-28	SDR	-59.34	USD	-91.67	96.521	-8,848.08
Total of 2143				-59.34				-8,848.08
1	2581	2013-Sep-06	SDR	255,308.68	USD	385,968.00	105.860	40,858,572.48
2	2581	2013-Sep-09	SDR	470,906.46	USD	712,255.44	104.070	74,124,423.64
3	2581	2013-Sep-16	SDR	45,508.24	USD	69,014.15	100.290	6,921,429.10
4	2581	2013-Oct-02	SDR	569,365.81	USD	872,627.12	99.390	86,730,409.46
5	2581	2013-Nov-12	SDR	85,077.59	USD	130,373.75	100.930	13,158,622.59
6	2581	2013-Nov-13	SDR	560,559.31	USD	857,285.77	101.520	87,031,651.37
7	2581	2013-Nov-15	SDR	22,656.35	USD	34,523.07	100.730	3,477,508.84
8	2581	2013-Dec-04	SDR	1,020,604.74	USD	1,566,842.60	97.784	153,212,916.38
9	2581	2013-Dec-05	SDR	2,432,783.11	USD	3,727,121.03	98.990	368,947,710.76
10	2581	2014-Feb-19	SDR	21,871.38	USD	33,771.82	99.230	3,351,177.70
11	2581	2014-Feb-21	SDR	82,255.23	USD	126,989.74	99.280	12,607,541.39
12	2581	2014-May-06	SDR	178,346.63	USD	276,958.05	96.040	26,599,051.12
13	2581	2014-May-07	SDR	566,667.09	USD	879,183.99	95.880	84,296,160.96
14	2581	2014-May-15	SDR	46,349.14	USD	71,753.57	95.200	6,830,939.86

Government of Nepal
Ministry of Finance

Financial Comptroller General Office
Debt Section
Anamnagar, Kathmandu, Nepal
Disbursement Statement
As on 2071/03/32 (2014-Jul-16)

Fiscal Year: 2070/71 Month: Aashadh

SN	Loan ID	Value Date	Commit. Currency	Disbursement (Commit Curr.)	Disburse. Currency	Disburse. Amount	FX Rate	Equivalent NPR
Donor: ADB								
15	2581	2014-Jun-30	SDR	65,655.65	USD	101,276.47	95.840	9,706,336.88
16	2581	2014-Jul-01	SDR	223,082.50	USD	344,403.69	95.980	33,055,866.17
17	2581	2014-Jul-10	SDR	12,063.22	USD	18,624.16	95.310	1,775,068.69
18	2581	2014-Jul-11	SDR	749,310.22	USD	1,156,934.98	96.010	111,077,327.43
Total of 2581				7,408,371.35				1,123,762,714.82
1	2587	2013-Jul-17	SDR	69,831.84	USD	104,832.95	94.650	9,922,438.72
2	2587	2013-Jul-22	SDR	13,086.43	USD	19,714.05	94.650	1,865,934.83
3	2587	2013-Jul-23	SDR	7,588.13	USD	11,411.87	94.940	1,083,442.94
4	2587	2013-Jul-25	SDR	168,338.06	USD	254,008.66	92.693	23,544,895.55
5	2587	2013-Jul-26	SDR	44,217.29	USD	66,702.23	94.100	6,276,679.84
6	2587	2013-Jul-26	SDR	48,408.39	USD	73,024.54	94.100	6,871,609.21
7	2587	2013-Aug-09	SDR	468,012.92	USD	709,109.77	97.200	68,925,469.64
8	2587	2013-Aug-16	SDR	14,322.90	USD	21,732.42	97.980	2,129,342.51
9	2587	2013-Aug-23	SDR	137,162.02	USD	209,084.29	94.940	19,850,462.49
10	2587	2013-Aug-29	SDR	432,731.86	USD	658,154.87	108.300	71,278,172.42
11	2587	2013-Aug-30	SDR	507,050.70	USD	770,924.96	108.000	83,259,895.68
12	2587	2013-Sep-12	SDR	8,128.07	USD	12,302.89	100.760	1,239,639.20
13	2587	2013-Sep-17	SDR	1,669,631.09	USD	2,537,371.76	99.890	253,458,065.11
14	2587	2013-Sep-26	SDR	696,867.68	USD	1,067,691.88	99.760	106,512,941.95
15	2587	2013-Oct-15	SDR	54,822.01	USD	84,028.99	97.680	8,207,951.74
16	2587	2013-Oct-17	SDR	36,529.59	USD	56,051.01	98.640	5,528,871.63
17	2587	2013-Oct-21	SDR	6,601.19	USD	10,125.96	97.740	989,711.33
18	2587	2013-Oct-30	SDR	19,863.74	USD	30,749.27	98.050	3,014,965.92
19	2587	2013-Nov-04	SDR	97,616.49	USD	150,719.86	98.490	14,844,399.01
20	2587	2013-Nov-08	SDR	28,562.66	USD	43,758.00	99.720	4,363,547.76
21	2587	2013-Nov-08	SDR	16,231.56	USD	24,873.41	99.720	2,480,376.45
22	2587	2013-Nov-22	SDR	27,214.11	USD	41,647.66	100.240	4,174,761.44
23	2587	2013-Nov-27	SDR	69,825.80	USD	106,900.50	99.590	10,646,220.80
24	2587	2013-Dec-05	SDR	503,645.08	USD	771,604.41	98.990	76,381,120.55

Government of Nepal
Ministry of Finance

Financial Comptroller General Office
Debt Section
Anamnagar, Kathmandu, Nepal
Disbursement Statement

As on 2071/03/32 (2014-Jul-16)

Fiscal Year: 2070/71 Month: Aashadh

SN	Loan ID	Value Date	Commit. Currency	Disbursement (Commit Curr.)	Disburse. Currency	Disburse. Amount	FX Rate	Equivalent NPR
Donor: ADB								
25	2587	2013-Dec-06	SDR	390,704.22	USD	599,492.65	98.510	59,056,020.95
26	2587	2013-Dec-10	SDR	49,997.28	USD	76,730.32	97.520	7,482,740.81
27	2587	2013-Dec-10	SDR	4,722.24	USD	7,247.17	97.520	706,744.02
28	2587	2013-Dec-10	SDR	46,059.40	USD	70,686.90	97.520	6,893,386.49
29	2587	2013-Dec-26	SDR	77,408.59	USD	118,798.97	98.570	11,710,014.47
30	2587	2014-Jan-03	SDR	50,813.14	USD	78,097.26	99.320	7,756,619.86
31	2587	2014-Jan-09	SDR	18,871.06	USD	28,928.58	99.020	2,864,507.99
32	2587	2014-Jan-09	SDR	39,326.01	USD	60,285.20	99.020	5,969,440.50
33	2587	2014-Jan-13	SDR	5,991.31	USD	9,180.49	98.750	906,573.39
34	2587	2014-Jan-16	SDR	70,307.02	USD	108,111.10	98.170	10,613,266.69
35	2587	2014-Jan-24	SDR	139,777.28	USD	213,811.72	98.790	21,122,459.82
36	2587	2014-Jan-27	SDR	15,148.81	USD	23,221.61	99.960	2,321,232.14
37	2587	2014-Feb-13	SDR	232,233.09	USD	356,930.64	99.050	35,353,979.89
38	2587	2014-Feb-13	SDR	36,989.60	USD	56,851.16	99.050	5,631,107.40
39	2587	2014-Feb-14	SDR	1,012,552.34	USD	1,557,953.54	99.580	155,141,013.51
40	2587	2014-Feb-19	SDR	18,101.46	USD	27,950.64	99.230	2,773,542.01
41	2587	2014-Feb-19	SDR	8,399.39	USD	12,969.58	99.230	1,286,971.42
42	2587	2014-Feb-28	SDR	21,964.80	USD	33,934.96	98.880	3,355,488.84
43	2587	2014-Mar-12	SDR	48,366.80	USD	75,053.67	97.810	7,340,999.46
44	2587	2014-Mar-21	SDR	4,675.04	USD	7,259.22	98.450	714,670.21
45	2587	2014-Mar-28	SDR	578,588.17	USD	894,196.45	96.800	86,558,216.36
46	2587	2014-Mar-31	SDR	16,589.53	USD	25,633.64	96.160	2,464,930.82
47	2587	2014-Apr-09	SDR	54,889.82	USD	84,540.75	95.880	8,105,767.11
48	2587	2014-Apr-09	SDR	62,138.00	USD	95,704.32	95.880	9,176,130.20
49	2587	2014-Apr-09	SDR	11,441.22	USD	17,621.66	95.880	1,689,564.76
50	2587	2014-Apr-15	SDR	82,337.35	USD	127,793.33	95.990	12,266,881.75
51	2587	2014-Apr-17	SDR	62,634.56	USD	97,248.29	96.300	9,365,010.33
52	2587	2014-Apr-22	SDR	19,317.46	USD	29,904.20	96.650	2,890,240.93
53	2587	2014-Apr-23	SDR	7,290.47	USD	11,291.77	96.920	1,094,398.35

Government of Nepal
Ministry of Finance
Financial Comptroller General Office
Debt Section
Anamnagar, Kathmandu, Nepal
Disbursement Statement

As on 2071/03/32 (2014-Jul-16)

Fiscal Year: 2070/71 Month: Aashadh

SN	Loan ID	Value Date	Commit. Currency	Disbursement (Commit Curr.)	Disburse. Currency	Disburse. Amount	FX Rate	Equivalent NPR
Donor: ADB								
54	2587	2014-May-09	SDR	43,011.53	USD	66,953.04	95.810	6,414,770.76
55	2587	2014-May-19	SDR	70,064.77	USD	108,236.05	93.770	10,149,294.41
56	2587	2014-Jun-03	SDR	17,385.41	USD	26,787.09	94.350	2,527,361.94
57	2587	2014-Jun-03	SDR	847,914.69	USD	1,306,450.00	94.350	123,263,557.50
58	2587	2014-Jun-03	SDR	42,222.20	USD	65,055.12	94.350	6,137,950.57
59	2587	2014-Jun-03	SDR	5,521.87	USD	8,507.99	94.350	802,728.86
60	2587	2014-Jun-03	SDR	26,106.95	USD	40,225.06	94.350	3,795,234.41
61	2587	2014-Jun-04	SDR	131,811.33	USD	203,051.40	94.720	19,233,028.61
62	2587	2014-Jun-05	SDR	92,165.99	USD	141,959.59	94.640	13,435,055.60
63	2587	2014-Jun-09	SDR	16,257.87	USD	25,034.36	94.380	2,362,742.90
64	2587	2014-Jun-10	SDR	86,946.66	USD	133,881.33	94.430	12,642,413.99
65	2587	2014-Jun-17	SDR	667,266.90	USD	1,025,769.38	95.960	98,432,829.70
66	2587	2014-Jun-18	SDR	18,433.61	USD	28,378.91	95.770	2,717,848.21
67	2587	2014-Jun-27	SDR	121,791.95	USD	188,000.49	95.930	18,034,887.01
68	2587	2014-Jun-30	SDR	10,869.09	USD	16,766.00	95.840	1,606,853.44
69	2587	2014-Jul-01	SDR	22,447.60	USD	34,655.50	95.980	3,326,234.89
70	2587	2014-Jul-07	SDR	5,552.37	USD	8,593.57	95.260	818,623.48
71	2587	2014-Jul-07	SDR	6,061.59	USD	9,381.71	95.260	893,701.69
72	2587	2014-Jul-08	SDR	2,805.76	USD	4,339.05	95.730	415,377.26
73	2587	2014-Jul-08	SDR	89,124.38	USD	137,829.07	95.730	13,194,376.87
74	2587	2014-Jul-10	SDR	11,849.27	USD	18,293.85	95.310	1,743,586.84
75	2587	2014-Jul-11	SDR	30,280.71	USD	46,753.41	96.010	4,488,794.89
76	2587	2014-Jul-11	SDR	63,637.45	USD	98,256.22	96.010	9,433,579.68
Total of 2587				10,763,455.02				1,625,333,670.71
1	2650	2013-Aug-21	SDR	107,411.18	USD	163,479.82	95.400	15,595,974.83
2	2650	2013-Aug-21	SDR	186,771.89	USD	284,266.81	95.400	27,119,053.67
3	2650	2013-Oct-02	SDR	126,335.01	USD	193,624.83	99.390	19,244,371.85
4	2650	2013-Oct-09	SDR	217,421.22	USD	334,328.61	98.550	32,948,084.52
5	2650	2013-Nov-14	SDR	228,892.47	USD	349,347.13	101.320	35,395,851.21

Government of Nepal
Ministry of Finance

Financial Comptroller General Office
Debt Section
Anamnagar, Kathmandu, Nepal
Disbursement Statement
As on 2071/03/32 (2014-Jul-16)

Fiscal Year: 2070/71 Month: Aashadh

SN	Loan ID	Value Date	Commit. Currency	Disbursement (Commit Curr.)	Disburse. Currency	Disburse. Amount	FX Rate	Equivalent NPR
Donor: ADB								
6	2650	2013-Dec-12	SDR	23,101.83	USD	35,564.11	97.700	3,474,613.55
7	2650	2013-Dec-15	SDR	14,134.00	USD	21,783.32	99.110	2,158,944.85
8	2650	2013-Dec-17	SDR	117,239.78	USD	180,913.88	98.480	17,816,398.90
9	2650	2013-Dec-18	SDR	659,448.39	USD	1,014,145.90	98.920	100,319,312.43
10	2650	2013-Dec-19	SDR	138,256.44	USD	213,161.02	99.050	21,113,599.03
11	2650	2014-May-15	SDR	715,478.19	USD	1,107,638.94	95.200	105,447,227.09
12	2650	2014-May-27	SDR	66,440.05	USD	102,633.93	93.640	9,610,641.21
13	2650	2014-Jun-15	SDR	22,003.73	USD	33,907.97	95.320	3,232,107.70
14	2650	2014-Jul-03	SDR	238,798.13	USD	369,155.64	95.210	35,147,308.48
15	2650	2014-Jul-03	SDR	164,516.83	USD	254,324.92	95.210	24,214,275.63
16	2650	2014-Jul-07	SDR	161,992.71	USD	250,720.98	95.260	23,883,680.55
17	2650	2014-Jul-09	SDR	92,032.30	USD	142,326.11	95.360	13,572,217.85
18	2650	2014-Jul-09	SDR	156,971.42	USD	242,753.16	95.360	23,148,941.34
Total of 2650				3,437,245.57				513,442,604.69
1	2656	2013-Nov-14	SDR	89.25	USD	136.22	101.320	13,801.81
2	2656	2014-Jan-01	SDR	3,395.10	USD	5,217.45	98.590	514,388.40
3	2656	2014-Jul-01	SDR	3,412.42	USD	5,268.23	95.980	505,644.72
Total of 2656				6,896.77				1,033,834.93
1	2685	2013-Sep-15	SDR	19,202.11	USD	29,097.73	101.710	2,959,530.12
2	2685	2013-Sep-23	SDR	219,893.10	USD	335,185.25	99.270	33,273,839.77
3	2685	2013-Nov-29	SDR	503,617.83	USD	771,018.76	99.560	76,762,627.75
4	2685	2013-Dec-04	SDR	374,225.86	USD	574,515.29	97.784	56,178,688.97
5	2685	2013-Dec-18	SDR	7,189.59	USD	11,056.66	98.920	1,093,724.81
6	2685	2013-Dec-19	SDR	129,944.87	USD	200,346.40	99.050	19,844,310.92
7	2685	2014-Mar-15	SDR	26,696.13	USD	41,307.99	98.210	4,056,857.70
8	2685	2014-May-07	SDR	185,698.32	USD	288,110.94	95.880	27,624,076.93
9	2685	2014-May-07	SDR	48,646.18	USD	75,474.55	95.880	7,236,499.85
10	2685	2014-May-07	SDR	205,022.35	USD	318,092.18	95.880	30,498,678.22
11	2685	2014-May-28	SDR	199,587.55	USD	307,686.16	94.170	28,974,805.69

Government of Nepal
Ministry of Finance
Financial Comptroller General Office
Debt Section
Anamnagar, Kathmandu, Nepal
Disbursement Statement

As on 2071/03/32 (2014-Jul-16)

Fiscal Year: 2070/71 Month: Aashadh

SN	Loan ID	Value Date	Commit. Currency	Disbursement (Commit Curr.)	Disburse. Currency	Disburse. Amount	FX Rate	Equivalent NPR
Donor: ADB								
12	2685	2014-Jul-07	SDR	454,105.75	USD	702,833.09	95.260	66,951,880.15
13	2685	2014-Jul-07	SDR	474,889.26	USD	735,000.36	95.260	70,016,134.29
Total of 2685				2,848,718.90				425,471,655.17
1	2776	2013-Sep-15	SDR	28,812.13	USD	43,660.18	101.710	4,440,676.91
2	2776	2013-Sep-27	SDR	24,917.91	USD	38,127.64	99.170	3,781,118.06
3	2776	2013-Oct-17	SDR	1,406,094.48	USD	2,157,511.37	98.640	212,816,921.54
4	2776	2013-Dec-18	SDR	10,579.33	USD	16,269.63	98.920	1,609,391.80
5	2776	2013-Dec-18	SDR	10,694.25	USD	16,446.37	98.920	1,626,874.92
6	2776	2013-Dec-18	SDR	19,716.53	USD	30,321.46	98.920	2,999,398.82
7	2776	2013-Dec-18	SDR	11,115.11	USD	17,093.59	98.920	1,690,897.92
8	2776	2013-Dec-19	SDR	1,182,850.16	USD	1,823,694.72	99.050	180,636,962.02
9	2776	2014-Mar-15	SDR	40,343.11	USD	62,424.51	98.210	6,130,711.13
Total of 2776				2,735,123.01				415,732,953.12
1	2796	2013-Nov-19	SDR	94,759.72	USD	144,704.73	99.640	14,418,379.30
2	2796	2013-Nov-19	SDR	102,190.80	USD	156,052.51	99.640	15,549,072.10
3	2796	2013-Nov-19	SDR	80,368.39	USD	122,728.16	99.640	12,228,633.86
4	2796	2013-Nov-29	SDR	64,930.42	USD	99,405.87	99.560	9,896,848.42
5	2796	2013-Nov-29	SDR	58,797.38	USD	90,016.43	99.560	8,962,035.77
6	2796	2013-Dec-15	SDR	6,447.47	USD	9,936.84	99.110	984,840.21
7	2796	2013-Dec-19	SDR	51,362.28	USD	79,189.33	99.050	7,843,703.14
8	2796	2013-Dec-19	SDR	76,368.23	USD	117,743.01	99.050	11,662,445.14
9	2796	2014-Jun-06	SDR	57,469.66	USD	88,475.12	94.640	8,373,285.36
10	2796	2014-Jun-15	SDR	8,868.49	USD	13,666.43	95.320	1,302,684.11
11	2796	2014-Jul-08	SDR	125,325.22	USD	193,812.95	95.730	18,553,713.70
Total of 2796				726,888.06				109,775,641.11
1	2808	2013-Nov-15	SDR	11.27	USD	17.17	100.730	1,729.53
2	2808	2013-Dec-16	SDR	10,306.77	USD	15,895.00	99.110	1,575,353.45
3	2808	2014-May-15	SDR	59.07	USD	91.44	95.200	8,705.09
4	2808	2014-Jul-11	SDR	272,265.62	USD	420,378.11	96.010	40,360,502.34
5	2808	2014-Jul-14	SDR	104,331.75	USD	161,168.55	95.600	15,407,713.38

Government of Nepal
Ministry of Finance

Financial Comptroller General Office
Debt Section
Anamnagar, Kathmandu, Nepal
Disbursement Statement

As on 2071/03/32 (2014-Jul-16)

Fiscal Year: 2070/71 Month: Aashadh

SN	Loan ID	Value Date	Commit. Currency	Disbursement (Commit Curr.)	Disburse. Currency	Disburse. Amount	FX Rate	Equivalent NPR
Donor: ADB								
6	2808	2014-Jul-15	SDR	99,831.02	USD	154,262.88	95.820	14,781,469.16
Total of 2808				486,805.50				72,135,472.95
Donor: IDA								
1	3766	2013-Jul-17	SDR	48,048.78	USD	72,383.09	94.650	6,851,059.47
2	3766	2013-Jul-25	SDR	158,375.40	USD	239,009.06	92.693	22,154,533.44
3	3766	2013-Oct-24	SDR	52,366.14	USD	81,052.83	98.120	7,952,903.68
4	3766	2013-Oct-24	SDR	62,707.71	USD	97,059.62	98.120	9,523,489.91
5	3766	2013-Oct-24	SDR	37,709.03	USD	58,366.41	98.120	5,726,912.15
6	3766	2013-Oct-24	SDR	42,956.75	USD	66,488.88	98.120	6,523,888.91
7	3766	2013-Oct-24	SDR	13,172.21	USD	20,388.08	98.120	2,000,478.41
8	3766	2013-Oct-24	SDR	45,943.29	USD	71,111.49	98.120	6,977,459.40
9	3766	2013-Oct-24	SDR	12,939.92	USD	20,028.54	98.120	1,965,200.34
10	3766	2013-Dec-09	SDR	121,763.43	USD	187,448.71	98.000	18,369,973.58
11	3766	2013-Dec-12	SDR	79,862.56	USD	123,236.71	97.700	12,040,226.57
12	3766	2013-Dec-26	SDR	1,366.95	USD	2,100.02	98.570	206,998.97
13	3766	2013-Dec-26	SDR	13,890.63	USD	21,339.89	98.570	2,103,472.96
14	3766	2013-Dec-30	SDR	974.03	USD	1,500.00	98.670	148,005.00
15	3766	2013-Dec-30	SDR	1,617.80	USD	2,491.41	98.670	245,827.42
16	3766	2014-Jan-03	SDR	14,338.34	USD	22,017.81	99.320	2,186,808.89
17	3766	2014-Jan-10	SDR	87,832.34	USD	134,612.72	99.020	13,329,351.53
18	3766	2014-Jan-10	SDR	58,982.12	USD	90,396.59	99.020	8,951,070.34
19	3766	2014-Jan-10	SDR	45,949.54	USD	70,422.72	99.020	6,973,257.73
20	3766	2014-Jan-10	SDR	279,400.51	USD	428,212.01	99.020	42,401,553.23
21	3766	2014-Jan-10	SDR	102,800.77	USD	157,553.49	99.020	15,600,946.58
22	3766	2014-Jan-23	SDR	56,558.11	USD	86,916.80	98.610	8,570,865.65
23	3766	2014-Feb-14	SDR	8,687.51	USD	13,414.47	99.580	1,335,812.92
24	3766	2014-Feb-20	SDR	4,768.23	USD	7,357.00	99.230	730,035.11
25	3766	2014-Feb-20	SDR	41,241.46	USD	63,632.28	99.230	6,314,231.14
26	3766	2014-Feb-20	SDR	45,574.12	USD	70,317.22	99.230	6,977,577.74

Government of Nepal
Ministry of Finance
Financial Comptroller General Office
Debt Section
Anamnagar, Kathmandu, Nepal
Disbursement Statement

As on 2071/03/32 (2014-Jul-16)

Fiscal Year: 2070/71 Month: Aashadh

SN	Loan ID	Value Date	Commit. Currency	Disbursement (Commit Curr.)	Disburse. Currency	Disburse. Amount	FX Rate	Equivalent NPR
Donor: IDA								
27	3766	2014-Feb-20	SDR	160,173.53	USD	247,134.95	99.230	24,523,201.09
28	3766	2014-Feb-20	SDR	8,630.24	USD	13,315.77	99.230	1,321,323.86
29	3766	2014-Feb-20	SDR	72,712.33	USD	112,189.31	99.230	11,132,545.23
30	3766	2014-Feb-20	SDR	17,975.48	USD	27,734.72	99.230	2,752,116.27
31	3766	2014-Apr-03	SDR	295,537.22	USD	455,969.60	95.550	43,567,895.28
Total of 3766				1,994,856.48				299,459,022.80
1	4510	2014-Jan-24	SDR	60,572.20	USD	93,465.93	98.790	9,233,499.22
2	4510	2014-Jun-09	SDR	2,712.30	USD	4,179.68	94.380	394,478.20
Total of 4510				63,284.50				9,627,977.42
1	4515	2014-Jul-03	SDR	75,724.17	USD	117,105.91	95.210	11,149,653.69
Total of 4515				75,724.17				11,149,653.69
1	4637	2013-Jul-19	SDR	8,116.38	USD	12,211.18	95.000	1,160,062.10
2	4637	2013-Oct-21	SDR	28,948.95	USD	44,620.18	97.740	4,361,176.39
3	4637	2013-Oct-21	SDR	86,870.61	USD	133,897.15	97.740	13,087,107.44
4	4637	2013-Dec-13	SDR	155,172.34	USD	238,634.89	98.600	23,529,400.15
5	4637	2014-Feb-14	SDR	13,315.36	USD	20,560.38	99.580	2,047,402.64
6	4637	2014-Feb-14	SDR	32,167.54	USD	49,670.22	99.580	4,946,160.51
7	4637	2014-Feb-14	SDR	15,823.39	USD	24,433.06	99.580	2,433,044.11
8	4637	2014-Mar-07	SDR	32,851.74	USD	50,978.01	98.080	4,999,923.22
9	4637	2014-Mar-07	SDR	51,127.76	USD	79,338.02	98.080	7,781,473.00
10	4637	2014-Apr-03	SDR	19,196.31	USD	29,617.02	95.550	2,829,906.26
Total of 4637				443,590.38				67,175,655.82
1	4664	2013-Jul-31	SDR	991,237.46	USD	1,500,000.00	96.090	144,135,000.00
2	4664	2013-Aug-15	SDR	847,891.86	USD	1,287,227.02	97.960	126,096,758.88
3	4664	2013-Sep-03	SDR	876,568.95	USD	1,325,170.64	105.460	139,752,495.69
4	4664	2013-Sep-16	SDR	703,601.45	USD	1,071,986.06	100.290	107,509,481.96
5	4664	2013-Oct-10	SDR	549,205.22	USD	841,799.79	98.600	83,001,459.29
6	4664	2013-Oct-30	SDR	410,247.00	USD	633,232.65	98.050	62,088,461.33
7	4664	2013-Nov-25	SDR	599,308.79	USD	917,517.78	100.300	92,027,033.33
8	4664	2013-Nov-27	SDR	646,304.01	USD	992,212.38	99.590	98,814,430.92

Government of Nepal
Ministry of Finance

Financial Comptroller General Office
Debt Section
Anamnagar, Kathmandu, Nepal
Disbursement Statement

As on 2071/03/32 (2014-Jul-16)

Fiscal Year: 2070/71 Month: Aashadh

SN	Loan ID	Value Date	Commit. Currency	Disbursement (Commit Curr.)	Disburse. Currency	Disburse. Amount	FX Rate	Equivalent NPR
Donor: IDA								
9	4664	2014-Jan-24	SDR	457,485.79	USD	705,923.45	98.790	69,738,177.63
10	4664	2014-Jan-27	SDR	266,702.70	USD	410,706.15	99.960	41,054,186.75
11	4664	2014-Jan-29	SDR	305,873.84	USD	470,883.60	99.720	46,956,512.59
12	4664	2014-Feb-05	SDR	596,725.87	USD	914,225.80	99.750	91,194,023.55
13	4664	2014-Feb-07	SDR	689,411.90	USD	1,057,378.61	99.490	105,198,597.91
14	4664	2014-Feb-20	SDR	682,831.26	USD	1,053,554.01	99.230	104,544,164.41
15	4664	2014-Feb-21	SDR	622,214.10	USD	960,020.35	99.280	95,310,820.35
16	4664	2014-Mar-10	SDR	581,446.61	USD	902,265.59	98.040	88,458,118.44
17	4664	2014-Mar-14	SDR	418,558.03	USD	649,120.72	98.180	63,730,672.29
18	4664	2014-Mar-28	SDR	604,356.37	USD	932,975.14	96.800	90,311,993.55
19	4664	2014-Apr-28	SDR	651,965.51	USD	1,011,739.63	96.670	97,804,870.03
20	4664	2014-May-12	SDR	6,878.73	USD	10,649.03	95.770	1,019,857.60
21	4664	2014-May-22	SDR	500,937.10	USD	773,827.59	93.750	72,546,336.56
Total of 4664				12,009,752.55				1,821,293,453.06
1	4652	2014-Jan-03	SDR	1,060,893.86	USD	1,629,098.00	99.320	161,802,013.36
2	4652	2014-Feb-14	SDR	2,956,220.04	USD	4,564,728.93	99.580	454,555,706.85
Total of 4652				4,017,113.90				616,357,720.21
1	4707	2014-May-08	SDR	18,731,590.41	USD	29,164,337.00	95.920	2,797,443,205.04
Total of 4707				18,731,590.41				2,797,443,205.04
1	4750	2014-Jan-24	SDR	184,511.25	USD	284,710.08	98.790	28,126,508.80
2	4750	2014-Jan-24	SDR	26,360.55	USD	40,675.65	98.790	4,018,347.46
3	4750	2014-Jun-09	SDR	6,203.24	USD	9,559.25	94.380	902,202.02
Total of 4750				217,075.04				33,047,058.28
1	4832	2013-Dec-05	SDR	2,678,154.55	USD	4,110,137.00	98.990	406,862,461.63
Total of 4832				2,678,154.55				406,862,461.63
1	4902	2013-Jul-16	SDR	154,758.98	USD	232,772.98	93.960	21,871,243.32
2	4902	2013-Nov-04	SDR	220,443.15	USD	337,560.18	98.490	33,246,302.13
3	4902	2014-Jan-30	SDR	1,952,807.16	USD	3,000,000.00	99.560	298,680,000.00
4	4902	2014-Feb-04	SDR	74,250.37	USD	113,765.68	99.800	11,353,814.86
5	4902	2014-Feb-05	SDR	-74,256.19	USD	-113,765.68	99.750	-11,348,126.58

Government of Nepal
Ministry of Finance

Financial Comptroller General Office
Debt Section
Anamnagar, Kathmandu, Nepal
Disbursement Statement

As on 2071/03/32 (2014-Jul-16)

Fiscal Year: 2070/71 Month: Aashadh

SN	Loan ID	Value Date	Commit. Currency	Disbursement (Commit Curr.)	Disburse. Currency	Disburse. Amount	FX Rate	Equivalent NPR
Donor: IDA								
6	4902	2014-Mar-03	SDR	73,529.57	USD	113,765.68	99.110	11,275,316.54
7	4902	2014-Mar-05	SDR	90,429.09	USD	139,646.93	97.286	13,585,725.63
8	4902	2014-Mar-21	SDR	7,282.64	USD	11,251.89	98.450	1,107,748.57
9	4902	2014-May-09	SDR	253,350.14	USD	392,753.52	95.810	37,629,714.75
10	4902	2014-May-09	SDR	61,814.49	USD	95,827.29	95.810	9,181,212.65
11	4902	2014-May-21	SDR	168,588.20	USD	260,630.61	93.520	24,374,174.65
12	4902	2014-May-22	SDR	130,651.33	USD	201,824.95	93.750	18,921,089.06
13	4902	2014-May-22	SDR	128,122.01	USD	197,917.76	93.750	18,554,790.00
14	4902	2014-May-22	SDR	62,850.33	USD	97,088.67	93.750	9,102,062.81
15	4902	2014-Jun-11	SDR	37,742.07	USD	58,020.50	94.570	5,486,998.68
16	4902	2014-Jun-11	SDR	3,732.84	USD	5,738.46	94.570	542,686.16
17	4902	2014-Jun-17	SDR	44,868.37	USD	69,142.16	95.960	6,634,881.67
Total of 4902				3,390,964.55				510,199,634.90
1	4932	2013-Aug-08	SDR	122,553.63	USD	186,625.90	97.400	18,177,362.66
2	4932	2013-Aug-21	SDR	375,397.28	USD	572,221.80	95.400	54,589,959.72
3	4932	2013-Aug-21	SDR	101,205.27	USD	154,268.20	95.400	14,717,186.28
4	4932	2013-Sep-05	SDR	35,406.97	USD	53,577.82	107.230	5,745,149.64
5	4932	2013-Sep-05	SDR	33,821.61	USD	51,178.86	107.230	5,487,909.16
6	4932	2013-Oct-15	SDR	32,552.96	USD	49,806.68	97.680	4,865,116.50
7	4932	2013-Nov-06	SDR	4,097.40	USD	6,280.00	98.380	617,826.40
8	4932	2013-Nov-06	SDR	55,845.59	USD	85,593.42	98.380	8,420,680.66
9	4932	2014-Jan-03	SDR	9,815.12	USD	15,072.00	99.320	1,496,951.04
10	4932	2014-Jan-03	SDR	49,543.28	USD	76,078.17	99.320	7,556,083.84
11	4932	2014-Jan-03	SDR	15,218.13	USD	23,368.81	99.320	2,320,990.21
12	4932	2014-Jan-03	SDR	8,684.74	USD	13,336.20	99.320	1,324,551.38
13	4932	2014-Jan-30	SDR	16,036.31	USD	24,635.78	99.560	2,452,738.26
14	4932	2014-Jan-30	SDR	21,517.29	USD	33,055.93	99.560	3,291,048.39
15	4932	2014-Jan-30	SDR	259,541.20	USD	398,720.17	99.560	39,696,580.13
16	4932	2014-Feb-03	SDR	178,561.86	USD	273,453.21	100.000	27,345,321.00

Government of Nepal
Ministry of Finance

Financial Comptroller General Office
Debt Section
Anamnagar, Kathmandu, Nepal
Disbursement Statement
As on 2071/03/32 (2014-Jul-16)

Fiscal Year: 2070/71 Month: Aashadh

SN	Loan ID	Value Date	Commit. Currency	Disbursement (Commit Curr.)	Disburse. Currency	Disburse. Amount	FX Rate	Equivalent NPR
Donor: IDA								
17	4932	2014-Feb-20	SDR	234,969.44	USD	362,539.05	99.230	35,974,749.93
18	4932	2014-Feb-20	SDR	188,781.98	USD	291,275.50	99.230	28,903,267.86
19	4932	2014-Feb-20	SDR	18,556.47	USD	28,631.15	99.230	2,841,069.01
20	4932	2014-Feb-21	SDR	23,449.92	USD	36,181.11	99.280	3,592,060.60
21	4932	2014-Feb-28	SDR	52,957.83	USD	81,946.94	98.880	8,102,913.43
22	4932	2014-Mar-13	SDR	12,247.35	USD	19,029.19	98.250	1,869,617.92
23	4932	2014-Mar-13	SDR	18,258.60	USD	28,369.12	98.250	2,787,266.04
24	4932	2014-Mar-13	SDR	175,496.06	USD	272,675.25	98.250	26,790,343.31
25	4932	2014-Mar-18	SDR	35,720.95	USD	55,466.06	98.210	5,447,321.75
26	4932	2014-Mar-18	SDR	93,747.97	USD	145,568.10	98.210	14,296,243.10
27	4932	2014-Mar-18	SDR	5,813.84	USD	9,027.50	98.210	886,590.77
28	4932	2014-Mar-18	SDR	25,487.91	USD	39,576.60	98.210	3,886,817.89
29	4932	2014-Mar-18	SDR	87,834.47	USD	136,385.85	98.210	13,394,454.33
30	4932	2014-Mar-18	SDR	84,677.13	USD	313,483.26	98.210	30,787,190.96
31	4932	2014-Mar-18	SDR	1,132.44	USD	1,758.40	98.210	172,692.46
32	4932	2014-Mar-18	SDR	49,116.51	USD	76,266.15	98.210	7,490,098.59
33	4932	2014-Apr-02	SDR	60,601.66	USD	93,606.54	95.560	8,945,040.96
34	4932	2014-Apr-02	SDR	118,728.83	USD	183,390.93	95.560	17,524,837.27
35	4932	2014-Apr-23	SDR	292,508.38	USD	453,528.39	96.920	43,955,971.56
36	4932	2014-Apr-25	SDR	112,306.55	USD	174,127.94	97.420	16,963,543.91
37	4932	2014-May-21	SDR	68,171.70	USD	105,390.72	93.520	9,856,140.13
38	4932	2014-May-21	SDR	15,692.08	USD	24,259.33	93.520	2,268,732.54
39	4932	2014-May-21	SDR	258,292.27	USD	399,309.51	93.520	37,343,425.38
40	4932	2014-May-21	SDR	29,298.53	USD	45,294.36	93.520	4,235,928.55
41	4932	2014-May-29	SDR	47,810.58	USD	73,665.59	96.740	7,126,409.18
42	4932	2014-Jun-24	SDR	26,065.47	USD	40,235.18	96.030	3,863,784.34
Total of 4932				3,457,523.56				537,411,967.04
1	5282	2013-Oct-24	SDR	19,900,000.00	USD	30,801,419.00	98.120	3,022,235,232.28
Total of 5282				19,900,000.00				3,022,235,232.28

Government of Nepal
Ministry of Finance

Financial Comptroller General Office
Debt Section
Anamnagar, Kathmandu, Nepal
Disbursement Statement

As on 2071/03/32 (2014-Jul-16)

Fiscal Year: 2070/71 Month: Aashadh

SN	Loan ID	Value Date	Commit. Currency	Disbursement (Commit Curr.)	Disburse. Currency	Disburse. Amount	FX Rate	Equivalent NPR
Donor: IDA								
1	4905	2013-Nov-10	SDR	1,307,756.67	USD	2,000,000.00	99.940	199,880,000.00
2	4905	2013-Nov-22	SDR	447,197.65	USD	684,641.71	100.240	68,628,485.01
3	4905	2014-Mar-06	SDR	1,599.98	USD	2,471.91	99.120	245,015.72
4	4905	2014-Mar-13	SDR	3,555.19	USD	5,523.84	98.250	542,717.28
5	4905	2014-Mar-13	SDR	156,234.29	USD	242,747.46	98.250	23,849,937.94
6	4905	2014-Jun-18	SDR	20,856.97	USD	32,126.82	95.770	3,076,785.55
7	4905	2014-Jun-18	SDR	153,491.20	USD	236,428.64	95.770	22,642,770.85
Total of 4905				2,090,691.95				318,865,712.35
1	5263	2014-Feb-28	SDR	2,261,858.60	USD	3,500,000.00	98.880	346,080,000.00
2	5263	2014-Jun-17	SDR	2,119,787.28	USD	3,266,592.20	95.960	313,462,187.51
3	5263	2014-Jul-10	SDR	56,452.47	USD	87,232.61	95.310	8,314,140.06
Total of 5263				4,438,098.35				667,856,327.57
1	5273	2014-Feb-24	SDR	3,238,572.70	USD	5,000,000.00	99.100	495,500,000.00
2	5273	2014-Jun-26	SDR	647,735.52	USD	1,000,000.00	95.910	95,910,000.00
3	5273	2014-Jul-03	SDR	56,580.10	USD	87,500.00	95.210	8,330,875.00
Total of 5273				3,942,888.32				599,740,875.00
1	4924	2014-Apr-10	SDR	335,817.97	USD	521,213.00	95.930	49,999,963.09
Total of 4924				335,817.97				49,999,963.09
1	5246	2014-May-27	SDR	648,235.18	USD	1,000,000.00	93.640	93,640,000.00
Total of 5246				648,235.18				93,640,000.00
1	4981	2014-Jun-16	SDR	1,948,077.25	USD	3,000,000.00	95.320	285,960,000.00
2	4981	2014-Jun-24	SDR	347,420.51	USD	536,285.25	96.030	51,499,472.56
3	4981	2014-Jun-24	SDR	340,853.62	USD	526,148.47	96.030	50,526,037.57
Total of 4981				2,636,351.38				387,985,510.13
Donor: IFAD								
1	576	2013-Jul-24	SDR	70,733.54	USD	106,893.94	95.200	10,176,303.09
2	576	2013-Aug-02	SDR	31,123.18	USD	46,925.67	96.490	4,527,857.90
3	576	2013-Aug-07	SDR	3,768.94	EUR	4,300.63	130.110	559,554.97
4	576	2014-Feb-24	SDR	343,508.96	USD	530,340.05	99.100	52,556,698.96
5	576	2014-Jun-12	SDR	160,191.24	USD	246,257.19	94.540	23,281,154.74

Government of Nepal
Ministry of Finance
Financial Comptroller General Office
Debt Section
Anamnagar, Kathmandu, Nepal
Disbursement Statement

As on 2071/03/32 (2014-Jul-16)

Fiscal Year: 2070/71 Month: Aashadh

SN	Loan ID	Value Date	Commit. Currency	Disbursement (Commit Curr.)	Disburse. Currency	Disburse. Amount	FX Rate	Equivalent NPR
Donor: IFAD								
Total of 576				609,325.86				91,101,569.66
1	646A	2013-Aug-07	SDR	11,732.68	USD	17,812.44	98.000	1,745,619.12
2	646A	2013-Sep-19	SDR	44,379.63	EUR	50,260.82	134.440	6,757,064.64
3	646A	2014-Feb-04	SDR	190,734.33	USD	292,241.23	99.800	29,165,674.75
4	646A	2014-May-21	SDR	31,859.98	USD	49,254.25	93.520	4,606,257.46
Total of 646A				278,706.62				42,274,615.97
1	796	2013-Jul-26	SDR	47,116.28	USD	71,388.23	94.100	6,717,632.44
2	796	2013-Jul-26	SDR	56,243.52	USD	85,217.36	94.100	8,018,953.58
3	796	2013-Jul-26	SDR	16,467.06	USD	24,950.06	94.100	2,347,800.65
4	796	2013-Oct-09	SDR	87,763.72	USD	134,588.30	98.550	13,263,676.96
5	796	2014-Feb-27	SDR	72,492.20	USD	111,736.58	98.880	11,048,513.03
6	796	2014-Mar-04	SDR	46,540.96	USD	71,960.70	98.970	7,121,950.48
7	796	2014-Jun-24	SDR	198,776.10	USD	306,834.77	96.030	29,465,342.96
8	796	2014-Jul-07	SDR	83,924.50	USD	129,569.35	95.260	12,342,776.28
Total of 796				609,324.34				90,326,646.38
1	881	2014-May-22	SDR	133,614.50	USD	206,402.33	93.750	19,350,218.44
Total of 881				133,614.50				19,350,218.44
Donor: NDF								
1	265	2013-Jul-18	EUR	11,266.27	EUR	11,266.27	124.820	1,406,255.82
2	265	2013-Jul-24	EUR	106,409.19	EUR	106,409.19	125.450	13,349,032.89
3	265	2013-Aug-28	EUR	137,891.67	EUR	137,891.67	139.730	19,267,603.05
4	265	2013-Aug-29	EUR	20,887.01	EUR	20,887.01	144.850	3,025,483.40
5	265	2013-Aug-30	EUR	61,432.56	EUR	61,432.56	143.240	8,799,599.89
6	265	2013-Nov-11	EUR	21,231.33	EUR	21,231.33	133.250	2,829,074.72
7	265	2013-Nov-11	EUR	67,175.43	EUR	67,175.43	133.250	8,951,126.05
8	265	2013-Nov-12	EUR	11,850.07	EUR	11,850.07	135.070	1,600,588.95
9	265	2013-Nov-12	EUR	10,568.29	EUR	10,568.29	135.070	1,427,458.93
10	265	2013-Dec-11	EUR	10,702.06	EUR	10,702.06	133.830	1,432,256.69
11	265	2013-Dec-11	EUR	103,952.66	EUR	103,952.66	133.830	13,911,984.49
12	265	2014-Feb-19	EUR	10,827.67	EUR	10,827.67	136.270	1,475,486.59

Government of Nepal
Ministry of Finance

Financial Comptroller General Office
Debt Section
Anamnagar, Kathmandu, Nepal
Disbursement Statement

As on 2071/03/32 (2014-Jul-16)

Fiscal Year: 2070/71 Month: Aashadh

SN	Loan ID	Value Date	Commit. Currency	Disbursement (Commit Curr.)	Disburse. Currency	Disburse. Amount	FX Rate	Equivalent NPR
Donor: NDF								
13	265	2014-Feb-19	EUR	59,968.94	EUR	59,968.94	136.270	8,171,967.45
14	265	2014-Mar-25	EUR	32,482.32	EUR	32,482.32	133.470	4,335,415.25
15	265	2014-Mar-25	EUR	189,220.12	EUR	189,220.12	133.470	25,255,209.42
16	265	2014-May-19	EUR	9,758.84	USD	13,379.36	93.770	1,254,582.59
17	265	2014-May-19	EUR	90,025.16	USD	123,424.43	93.770	11,573,508.80
18	265	2014-Jul-01	EUR	141,108.71	EUR	192,613.32	131.060	25,243,901.72
19	265	2014-Jul-01	EUR	22,880.79	EUR	31,232.27	131.060	4,093,301.31
Total of 265				1,119,639.09				157,403,838.01
Donor: OPEC								
1	1060	2013-Jul-16	USD	574,435.07	USD	574,435.07	93.960	53,973,657.89
2	1060	2013-Aug-06	USD	372,947.88	USD	372,947.88	97.130	36,224,427.58
3	1060	2013-Aug-12	USD	275,899.87	USD	275,899.87	97.100	26,789,877.38
4	1060	2014-Mar-25	USD	435,518.16	USD	435,518.16	95.297	41,503,719.30
5	1060	2014-Jun-05	USD	201,853.17	USD	201,853.17	94.640	19,103,384.01
Total of 1060				1,860,654.15				177,595,066.16
1	1185	2013-Jul-16	USD	264,211.55	USD	264,211.55	93.960	24,825,197.06
2	1185	2013-Jul-25	USD	390,492.46	USD	390,492.46	92.693	36,196,026.48
3	1185	2013-Oct-28	USD	153,768.95	USD	153,768.95	96.521	14,841,936.53
4	1185	2013-Dec-04	USD	343,568.44	USD	343,568.44	97.784	33,595,667.28
5	1185	2014-Jan-22	USD	211,427.33	USD	211,427.33	97.035	20,515,799.84
Total of 1185				1,363,468.73				129,974,627.19
1	1346	2014-Jun-17	USD	906,381.25	USD	906,381.25	95.960	86,976,344.75
Total of 1346				906,381.25				86,976,344.75
1	1442	2013-Dec-23	USD	263,457.86	USD	263,457.86	97.282	25,629,675.28
2	1442	2014-Mar-05	USD	1,174,674.69	USD	1,174,674.69	97.286	114,279,691.26
3	1442	2014-Mar-25	USD	321,923.49	USD	321,923.49	95.297	30,678,450.16
4	1442	2014-Jun-17	USD	152,877.93	USD	152,877.93	95.960	14,670,166.16
Total of 1442				1,912,933.97				185,257,982.86
Total of Multilateral								19,556,989,167.77

Government of Nepal
Ministry of Finance

Financial Comptroller General Office
Debt Section
Anamnagar, Kathmandu, Nepal
Disbursement Statement

As on 2071/03/32 (2014-Jul-16)

Fiscal Year: 2070/71 Month: Aashadh

SN	Loan ID	Value Date	Commit. Currency	Disbursement (Commit Curr.)	Disburse. Currency	Disburse. Amount	FX Rate	Equivalent NPR
DonorType:		Bilateral						
Donor: China								
1	359	2013-Jul-30	RMB	2,213,866.13	RMB	2,213,866.13	15.440	34,182,093.05
2	359	2013-Aug-02	RMB	251,240.49	RMB	251,240.49	15.740	3,954,525.31
3	359	2013-Sep-24	RMB	257,409.71	RMB	257,409.71	16.320	4,200,926.47
4	359	2013-Oct-15	RMB	341,970.91	RMB	341,970.91	15.990	5,468,114.85
5	359	2013-Nov-13	RMB	313,864.61	RMB	313,864.61	16.660	5,228,984.40
6	359	2013-Dec-16	RMB	172,883.61	RMB	172,883.61	0.960	165,968.27
7	359	2014-Jan-24	RMB	249,889.84	RMB	249,889.84	16.320	4,078,202.19
8	359	2014-Feb-17	RMB	15,541,177.02	RMB	15,541,177.02	16.280	253,010,361.89
9	359	2014-Feb-20	RMB	296,379.85	RMB	296,379.85	16.330	4,839,882.95
10	359	2014-May-06	RMB	658,171.63	RMB	658,171.63	15.380	10,122,679.67
11	359	2014-May-22	RMB	6,818,194.84	RMB	6,818,194.84	15.040	102,545,650.39
12	359	2014-Jun-10	RMB	940,523.13	RMB	940,523.13	15.130	14,230,114.96
Total of 359				28,055,571.77				442,027,504.40
1	383	2013-Sep-24	RMB	3,034,042.25	RMB	3,034,042.25	16.320	49,515,569.52
2	383	2014-Feb-17	RMB	484,203.93	RMB	484,203.93	16.280	7,882,839.98
Total of 383				3,518,246.18				57,398,409.50
Donor: India								
1	00001984	2013-Mar-19	USD	81,224.78	USD	81,224.78	98.210	7,977,085.64
2	00001984	2013-Jul-24	USD	85,119.31	USD	85,119.31	95.200	8,103,358.31
3	00001984	2013-Jul-24	USD	327,224.05	USD	327,224.05	95.200	31,151,729.56
4	00001984	2013-Jul-24	USD	45,390.07	USD	45,390.07	95.200	4,321,134.66
5	00001984	2013-Jul-24	USD	120,385.62	USD	120,385.62	95.200	11,460,711.02
6	00001984	2013-Jul-24	USD	222,831.06	USD	222,831.06	95.200	21,213,516.91
7	00001984	2013-Jul-25	USD	207,077.82	USD	207,077.82	92.693	19,194,722.11
8	00001984	2013-Jul-25	USD	101,858.22	USD	101,858.22	92.693	9,441,572.39
9	00001984	2013-Aug-21	USD	25,222.18	USD	25,222.18	95.400	2,406,195.97
10	00001984	2013-Aug-23	USD	8,010.13	USD	8,010.13	94.940	760,481.74
11	00001984	2013-Aug-26	USD	30,592.10	USD	30,592.10	94.100	2,878,716.61

Government of Nepal
Ministry of Finance

Financial Comptroller General Office
Debt Section
Anamnagar, Kathmandu, Nepal
Disbursement Statement

As on 2071/03/32 (2014-Jul-16)

Fiscal Year: 2070/71 Month: Aashadh

SN	Loan ID	Value Date	Commit. Currency	Disbursement (Commit Curr.)	Disburse. Currency	Disburse. Amount	FX Rate	Equivalent NPR
Donor: India								
12	00001984	2013-Sep-30	USD	56,128.90	USD	56,128.90	99.700	5,596,051.33
13	00001984	2013-Oct-08	USD	303,523.52	USD	303,523.52	98.560	29,915,278.13
14	00001984	2013-Oct-08	USD	100,562.12	USD	100,562.12	98.560	9,911,402.55
15	00001984	2013-Nov-22	USD	292,126.97	USD	292,126.97	100.240	29,282,807.47
16	00001984	2013-Nov-22	USD	35,472.73	USD	35,472.73	100.240	3,555,786.46
17	00001984	2013-Dec-12	USD	116,128.13	USD	116,128.13	97.700	11,345,718.30
18	00001984	2014-Jan-21	USD	524,757.34	USD	524,757.34	98.300	51,583,646.52
19	00001984	2014-Feb-24	USD	35,366.55	USD	35,366.55	99.100	3,504,825.10
20	00001984	2014-Apr-29	USD	691,764.00	USD	691,764.00	96.740	66,921,249.36
21	00001984	2014-May-29	USD	50,849.80	USD	50,849.80	96.740	4,919,209.65
22	00001984	2014-Jun-04	USD	40,741.65	USD	40,741.65	94.720	3,859,049.09
23	00001984	2014-Jun-06	USD	128,000.42	USD	128,000.42	94.640	12,113,959.75
24	00001984	2014-Jun-24	USD	24,011.30	USD	24,011.30	96.030	2,305,805.14
25	00001984	2014-Jul-11	USD	121,842.92	USD	121,842.92	96.010	11,698,138.75
Total of 00001984				3,776,211.69				365,422,152.52
Donor: Japan								
1	8	2013-Jul-16	JPY	419,361.00	JPY	419,361.00	0.959	402,167.20
2	8	2013-Dec-06	JPY	115,342,663.00	JPY	115,342,663.00	0.966	111,421,012.46
3	8	2013-Dec-12	JPY	1,000,000.00	JPY	1,000,000.00	0.953	953,000.00
4	8	2014-Jan-24	JPY	249,609,968.00	JPY	249,609,968.00	0.947	236,380,639.70
5	8	2014-Apr-18	JPY	55,796,439.00	JPY	55,796,439.00	0.942	52,560,245.54
6	8	2014-Apr-21	JPY	708,163.00	JPY	708,163.00	0.939	664,965.06
7	8	2014-May-07	JPY	127,143,089.00	JPY	127,143,089.00	0.942	119,768,789.84
8	8	2014-Jun-01	JPY	38,752,992.00	JPY	38,752,992.00	0.927	35,924,023.58
9	8	2014-Jul-01	JPY	9,424,053.00	JPY	9,424,053.00	0.947	8,924,578.19
Total of 8				598,196,728.00				566,999,421.57
1	8A	2013-Oct-21	JPY	835,857.00	JPY	835,857.00	1.000	835,857.00
2	8A	2013-Nov-05	JPY	2,173,880.00	JPY	2,173,880.00	0.999	2,171,706.12
3	8A	2013-Dec-26	JPY	174,000.00	JPY	174,000.00	0.944	164,256.00

Government of Nepal
Ministry of Finance

Financial Comptroller General Office
Debt Section
Anamnagar, Kathmandu, Nepal
Disbursement Statement
As on 2071/03/32 (2014-Jul-16)

Fiscal Year: 2070/71 Month: Aashadh

SN	Loan ID	Value Date	Commit. Currency	Disbursement (Commit Curr.)	Disburse. Currency	Disburse. Amount	FX Rate	Equivalent NPR
Donor: Japan								
4	8A	2014-Feb-18	JPY	5,231,939.00	JPY	5,231,939.00	0.968	5,064,516.95
5	8A	2014-Feb-20	JPY	37,343.00	JPY	37,343.00	0.972	36,297.40
6	8A	2014-Mar-24	JPY	48,806,214.00	JPY	48,806,214.00	0.956	46,658,740.58
7	8A	2014-Apr-21	JPY	803,797.00	JPY	803,797.00	0.939	754,765.38
8	8A	2014-May-07	JPY	13,839,086.00	JPY	13,839,086.00	0.942	13,036,419.01
9	8A	2014-Jun-06	JPY	17,304,952.00	JPY	17,304,952.00	0.924	15,989,775.65
10	8A	2014-Jun-27	JPY	4,553,637.00	JPY	4,553,637.00	0.943	4,294,079.69
Total of 8A				93,760,705.00				89,006,413.78
Donor: Korea								
1	2	2013-Aug-13	KRW	123,266,790.00	KRW	123,266,790.00	0.087	10,773,517.45
2	2	2013-Aug-23	KRW	77,349,530.00	KRW	77,349,530.00	0.092	7,092,951.90
3	2	2013-Aug-29	KRW	39,428,410.00	KRW	39,428,410.00	0.097	3,828,498.61
4	2	2014-Feb-13	KRW	37,427,550.00	KRW	37,427,550.00	0.093	3,488,247.66
5	2	2014-Mar-14	KRW	90,874,800.00	KRW	90,874,800.00	0.091	8,296,869.24
Total of 2				368,347,080.00				33,480,084.86
Donor: Saudi								
1	465	2013-Jul-05	SAR	0.00	SAR	0.00	25.580	0.00
2	465	2013-Sep-03	SAR	516,364.84	SAR	516,364.84	29.000	14,974,580.56
3	465	2014-Apr-22	SAR	235,510.28	SAR	235,510.28	25.770	6,069,099.92
Total of 465				751,875.12				21,043,680.48
Total of Bilateral								1,575,377,667.11
Grand Total								21,132,366,834.88

Government of Nepal
Ministry of Finance
Financial Comptroller General Office
Debt Section
Anamnagar, Kathmandu, Nepal
Cumulative disbursements of external debt
As on 2071/03/32 (2014-Jul-16)

Fiscal Year: 2070/71 Month: Aashadh

SN	Loan ID	Commitment Currency	Opening Stock of Disbursements	Disbursement This Year	Disbursement upto This year
Donor: ADB					
1	182	SDR	1,278,346.83		1,278,346.83
2	232	SDR	79,811.70		79,811.70
3	233	SDR	2,713,036.65		2,713,036.65
4	249	SDR	418,019.63		418,019.63
5	250	SDR	780,749.32		780,749.32
6	274	SDR	1,190,461.27		1,190,461.27
7	284	SDR	15,990,350.79		15,990,350.79
8	295	SDR	1,537,521.75		1,537,521.75
9	309	SDR	1,086,127.52		1,086,127.52
10	310	SDR	2,051,939.57		2,051,939.57
11	315	SDR	2,278,918.88		2,278,918.88
12	334	SDR	781,391.31		781,391.31
13	387	SDR	7,543,485.99		7,543,485.99
14	388	SDR	4,037,364.56		4,037,364.56
15	445	SDR	5,625,786.96		5,625,786.96
16	447	SDR	6,727,473.98		6,727,473.98
17	462	SDR	5,218,038.62		5,218,038.62
18	489	SDR	9,683,663.68		9,683,663.68
19	490	SDR	4,949,315.21		4,949,315.21
20	512	SDR	3,968,942.01		3,968,942.01
21	533	SDR	5,334,713.18		5,334,713.18
22	560	SDR	8,291,594.10		8,291,594.10
23	596	SDR	4,247,623.55		4,247,623.55
24	599	SDR	2,522,395.36		2,522,395.36
25	633	SDR	2,553,056.20		2,553,056.20
26	651	SDR	17,385,905.57		17,385,905.57
27	655	SDR	9,687,712.57		9,687,712.57
28	659	SDR	3,148,241.72		3,148,241.72
29	669	SDR	14,646,528.18		14,646,528.18

Government of Nepal
Ministry of Finance

Financial Comptroller General Office
Debt Section
Anamnagar, Kathmandu, Nepal

Cumulative disbursements of external debt
As on 2071/03/32 (2014-Jul-16)

Fiscal Year: 2070/71 Month: Aashadh

SN	Loan ID	Commitment Currency	Opening Stock of Disbursements	Disbursement This Year	Disbursement upto This year
Donor: ADB					
30	670	SDR	16,953,605.19		16,953,605.19
31	694	SDR	4,445,690.96		4,445,690.96
32	708	SDR	27,231,678.43		27,231,678.43
33	719	SDR	7,772,170.25		7,772,170.25
34	721	SDR	6,469,962.44		6,469,962.44
35	744	SDR	3,687,307.38		3,687,307.38
36	745	SDR	5,173,909.71		5,173,909.71
37	748	SDR	11,192,566.64		11,192,566.64
38	749	SDR	5,870,299.22		5,870,299.22
39	783	SDR	8,784,655.42		8,784,655.42
40	792	SDR	3,605,530.22		3,605,530.22
41	806	SDR	22,773,656.41		22,773,656.41
42	831	SDR	20,847,736.16		20,847,736.16
43	859	SDR	1,780,769.57		1,780,769.57
44	867	SDR	7,166,255.21		7,166,255.21
45	923	SDR	18,318,894.21		18,318,894.21
46	924	SDR	44,256,287.81		44,256,287.81
47	936	SDR	3,126,877.42		3,126,877.42
48	949	SDR	9,264,739.29		9,264,739.29
49	964	SDR	3,892,478.50		3,892,478.50
50	974	SDR	9,137,775.25		9,137,775.25
51	982	SDR	39,273,495.87		39,273,495.87
52	987	SDR	7,607,758.66		7,607,758.66
53	1006	SDR	1,976,994.84		1,976,994.84
54	1011	SDR	40,209,430.21		40,209,430.21
55	1037	SDR	22,601,242.68		22,601,242.68
56	1040	SDR	17,436,055.04		17,436,055.04
57	1112	SDR	23,490,658.82		23,490,658.82
58	1113	SDR	12,981,030.97		12,981,030.97

Government of Nepal
Ministry of Finance

Financial Comptroller General Office
Debt Section
Anamnagar, Kathmandu, Nepal

Cumulative disbursements of external debt
As on 2071/03/32 (2014-Jul-16)

Fiscal Year: 2070/71 Month: Aashadh

SN	Loan ID	Commitment Currency	Opening Stock of Disbursements	Disbursement This Year	Disbursement upto This year
Donor: ADB					
59	1114	SDR	8,806,092.12		8,806,092.12
60	1141	SDR	11,209,749.08		11,209,749.08
61	1156	SDR	5,787,270.96		5,787,270.96
62	1165	SDR	15,109,989.59		15,109,989.59
63	1196	SDR	4,980,173.02		4,980,173.02
64	1229	SDR	16,497,650.34		16,497,650.34
65	1237	SDR	2,890,232.38		2,890,232.38
66	1240	SDR	5,703,602.17		5,703,602.17
67	1311	SDR	6,471,854.66		6,471,854.66
68	1377	SDR	27,562,925.23		27,562,925.23
69	1437	SDR	17,669,582.48		17,669,582.48
70	1450	SDR	8,341,471.41		8,341,471.41
71	1451	SDR	8,968,965.21		8,968,965.21
72	1452	SDR	112,333,137.87		112,333,137.87
73	1461	SDR	9,282,832.57		9,282,832.57
74	1464	SDR	15,319,129.76		15,319,129.76
75	1512	SDR	16,777,802.98		16,777,802.98
76	1604	SDR	39,459,403.73		39,459,403.73
77	1609	SDR	7,224,029.33		7,224,029.33
78	1640	SDR	3,539,751.75		3,539,751.75
79	1650	SDR	12,609,492.23		12,609,492.23
80	1732	SDR	25,702,117.77		25,702,117.77
81	1755	SDR	21,318,255.05		21,318,255.05
82	1778	SDR	7,336,202.29		7,336,202.29
83	1811	SDR	1,882,740.84		1,882,740.84
84	1820	SDR	40,260,836.99	12,162,221.80	52,423,058.79
85	1840	SDR	10,380,734.03		10,380,734.03
86	1861	SDR	15,134,926.42		15,134,926.42
87	1876	SDR	30,474,299.45		30,474,299.45

Government of Nepal
Ministry of Finance

Financial Comptroller General Office
Debt Section
Anamnagar, Kathmandu, Nepal

Cumulative disbursements of external debt
As on 2071/03/32 (2014-Jul-16)

Fiscal Year: 2070/71 Month: Aashadh

SN	Loan ID	Commitment Currency	Opening Stock of Disbursements	Disbursement This Year	Disbursement upto This year
Donor: ADB					
88	1917	SDR	21,310,416.39		21,310,416.39
89	1966	SDR	16,602,423.32		16,602,423.32
90	2002	SDR	13,963,700.93		13,963,700.93
91	2008	SDR	15,658,022.83	-0.06	15,658,022.77
92	2058	SDR	3,505,522.12		3,505,522.12
93	2059	SDR	1,721,557.44	542,271.47	2,263,828.91
94	2071	SDR	13,223,065.37		13,223,065.37
95	2092	SDR	25,458,359.34		25,458,359.34
96	2097	SDR	11,401,367.45		11,401,367.45
97	2102	SDR	9,080,920.54	850,037.64	9,930,958.18
98	2111	SDR	10,671,445.28		10,671,445.28
99	2143	SDR	4,896,250.78	-46,042.01	4,850,208.77
100	2268	SDR	37,906,000.00		37,906,000.00
101	2277	SDR	20,432,000.00		20,432,000.00
102	2551	SDR	16,092,000.00		16,092,000.00
103	2581	SDR	4,102,158.33	7,408,371.35	11,510,529.68
104	2587	SDR	10,417,998.16	10,763,455.02	21,181,453.18
105	2641	SDR	19,515,000.00		19,515,000.00
106	2650	SDR	2,471,207.49	3,437,245.57	5,908,453.06
107	2656	SDR	678,997.59	6,896.77	685,894.36
108	2685	SDR	4,537,787.12	2,848,718.90	7,386,506.02
109	2776	SDR	6,270,108.71	2,735,123.01	9,005,231.72
110	2796	SDR	1,238,438.61	726,888.06	1,965,326.67
111	2808	SDR	3,271.11	486,805.50	490,076.61
Total of SDR			1,333,281,300.06	41,921,993.02	1,375,203,293.08
Donor: EEC					
1	9	GBP	446,500.00		446,500.00
2	23	GBP	604,000.00		604,000.00
3	26	GBP	452,700.00		452,700.00

Government of Nepal
Ministry of Finance

Financial Comptroller General Office

Debt Section

Anamnagar, Kathmandu, Nepal

Cumulative disbursements of external debt

As on 2071/03/32 (2014-Jul-16)

Fiscal Year: 2070/71 Month: Aashadh

SN	Loan ID	Commitment Currency	Opening Stock of Disbursements	Disbursement This Year	Disbursement upto This year
Donor: EEC					
Total of GBP			1,503,200.00		1,503,200.00
1	9	EUR	1,601,092.39		1,601,092.39
2	23	EUR	2,166,398.61		2,166,398.61
3	26	EUR	1,623,881.42		1,623,881.42
Total of EUR			5,391,372.42		5,391,372.42
1	9	DKK	454,000.00		454,000.00
2	23	DKK	614,000.00		614,000.00
3	26	DKK	460,000.00		460,000.00
Total of DKK			1,528,000.00		1,528,000.00
Donor: IDA					
1	166	USD	1,775,287.81		1,775,287.81
2	223	USD	2,169,084.29		2,169,084.29
3	291	USD	3,197,914.20		3,197,914.20
4	373	USD	5,958,912.31		5,958,912.31
5	397	USD	5,500,000.00		5,500,000.00
6	470	USD	7,800,000.00		7,800,000.00
7	470.1	USD	2,886,504.36		2,886,504.36
8	505	USD	2,928,282.07		2,928,282.07
9	600	USD	26,000,000.00		26,000,000.00
10	600.1	USD	14,798,067.14		14,798,067.14
11	617	USD	8,000,000.00		8,000,000.00
12	654	USD	9,000,000.00		9,000,000.00
13	659	USD	2,985,904.57		2,985,904.57
14	704	USD	7,304,138.21		7,304,138.21
15	705	USD	3,326,594.56		3,326,594.56
16	730	USD	17,000,000.00		17,000,000.00
17	772	USD	4,686,034.28		4,686,034.28
18	799	USD	14,500,000.00		14,500,000.00
19	812	USD	29,993,295.90		29,993,295.90

Government of Nepal
Ministry of Finance

Financial Comptroller General Office
Debt Section
Anamnagar, Kathmandu, Nepal

Cumulative disbursements of external debt
As on 2071/03/32 (2014-Jul-16)

Fiscal Year: 2070/71 Month: Aashadh

SN	Loan ID	Commitment Currency	Opening Stock of Disbursements	Disbursement This Year	Disbursement upto This year
Donor: IDA					
20	856	USD	14,000,000.00		14,000,000.00
21	939	USD	6,366,531.65		6,366,531.65
22	1008	USD	17,000,000.00		17,000,000.00
23	1055	USD	15,972,957.02		15,972,957.02
24	1059	USD	26,956,031.18		26,956,031.18
Total of USD			250,105,539.55		250,105,539.55
1	1062	SDR	3,375,733.87		3,375,733.87
2	1093	SDR	2,777,918.89		2,777,918.89
3	1100	SDR	11,280,103.69		11,280,103.69
4	1101	SDR	4,419,961.17		4,419,961.17
5	1191	SDR	5,700,000.00		5,700,000.00
6	1198	SDR	9,934,963.21		9,934,963.21
7	1260	SDR	5,875,637.04		5,875,637.04
8	1316	SDR	15,100,000.00		15,100,000.00
9	1339	SDR	4,124,592.39		4,124,592.39
10	1379	SDR	5,333,093.71		5,333,093.71
11	1400	SDR	3,394,134.05		3,394,134.05
12	1452	SDR	10,148,368.30		10,148,368.30
13	1463	SDR	6,687,850.82		6,687,850.82
14	1478	SDR	75,311,093.44		75,311,093.44
15	1515	SDR	41,237,415.31		41,237,415.31
16	1534	SDR	7,909,129.27		7,909,129.27
17	1535	SDR	6,940,695.17		6,940,695.17
18	1570	SDR	5,963,729.03		5,963,729.03
19	1588	SDR	19,460,484.19		19,460,484.19
20	1696	SDR	4,471,536.98		4,471,536.98
21	1715	SDR	12,497,770.85		12,497,770.85
22	1727	SDR	4,019,950.52		4,019,950.52
23	1769	SDR	40,900,000.00		40,900,000.00

Government of Nepal
Ministry of Finance
Financial Comptroller General Office
Debt Section
Anamnagar, Kathmandu, Nepal
Cumulative disbursements of external debt
As on 2071/03/32 (2014-Jul-16)

Fiscal Year: 2070/71 Month: Aashadh

SN	Loan ID	Commitment Currency	Opening Stock of Disbursements	Disbursement This Year	Disbursement upto This year
Donor: IDA					
24	1814	SDR	28,351,768.73		28,351,768.73
25	1902	SDR	10,478,183.03		10,478,183.03
26	1922	SDR	8,790,715.43		8,790,715.43
27	1924	SDR	29,900,000.00		29,900,000.00
28	1988	SDR	15,886,241.31		15,886,241.31
29	2028	SDR	6,489,656.11		6,489,656.11
30	2044	SDR	8,783,424.77		8,783,424.77
31	2046	SDR	46,200,000.00		46,200,000.00
32	2047	SDR	16,077,550.15		16,077,550.15
33	2144	SDR	36,537,780.00		36,537,780.00
34	2239	SDR	10,800,188.37		10,800,188.37
35	2347	SDR	39,909,303.52		39,909,303.52
36	2357	SDR	21,221,230.53		21,221,230.53
37	2364	SDR	32,708,369.52		32,708,369.52
38	2430	SDR	16,177,211.76		16,177,211.76
39	2560	SDR	12,724,420.91		12,724,420.91
40	2578	SDR	35,016,825.92		35,016,825.92
41	2600	SDR	17,786,061.29		17,786,061.29
42	2912	SDR	11,552,537.70		11,552,537.70
43	2977	SDR	13,387,687.55		13,387,687.55
44	3008	SDR	13,858,634.04		13,858,634.04
45	3009	SDR	51,566,191.57		51,566,191.57
46	3185	SDR	9,000,000.00		9,000,000.00
47	3215	SDR	3,572,571.64		3,572,571.64
48	3293	SDR	38,015,307.75		38,015,307.75
49	3581	SDR	12,298,192.10		12,298,192.10
50	3727	SDR	6,570,254.14		6,570,254.14
51	3766	SDR	21,769,326.71	1,994,856.48	23,764,183.19
52	3808	SDR	3,598,394.39		3,598,394.39

Government of Nepal
Ministry of Finance

Financial Comptroller General Office
Debt Section
Anamnagar, Kathmandu, Nepal

Cumulative disbursements of external debt

As on 2071/03/32 (2014-Jul-16)

Fiscal Year: 2070/71 Month: Aashadh

SN	Loan ID	Commitment Currency	Opening Stock of Disbursements	Disbursement This Year	Disbursement upto This year
Donor: IDA					
53	3830	SDR	51,000,000.00		51,000,000.00
54	3864	SDR	38,440,970.03		38,440,970.03
55	3911	SDR	17,000,000.00		17,000,000.00
56	3956	SDR	34,500,000.00		34,500,000.00
57	3980	SDR	6,900,000.00		6,900,000.00
58	4510	SDR	638,136.03	63,284.50	701,420.53
59	4515	SDR	7,630,926.89	75,724.17	7,706,651.06
60	4603	SDR	0.00		0.00
61	4637	SDR	26,384,325.95	443,590.38	26,827,916.33
62	4664	SDR	1,606,122.50	12,009,752.55	13,615,875.05
63	4652	SDR	42,060,703.98	4,017,113.90	46,077,817.88
64	4707	SDR	7,090,532.57	18,731,590.41	25,822,122.98
65	4750	SDR	9,509,814.57	217,075.04	9,726,889.61
66	4832	SDR	23,635,666.69	2,678,154.55	26,313,821.24
67	4902	SDR	4,140,979.37	3,390,964.55	7,531,943.92
68	4932	SDR	1,242,257.34	3,457,523.56	4,699,780.90
69	5138	SDR	9,675,000.00		9,675,000.00
70	5282	SDR		19,900,000.00	19,900,000.00
71	4905	SDR		2,090,691.95	2,090,691.95
72	5263	SDR		4,438,098.35	4,438,098.35
73	5273	SDR		3,942,888.32	3,942,888.32
74	4924	SDR		335,817.97	335,817.97
75	5246	SDR		648,235.18	648,235.18
76	4981	SDR		2,636,351.38	2,636,351.38
Total of SDR			1,167,347,626.76	81,071,713.24	1,248,419,340.00
Donor: IFAD					
1	10	USD	11,538,261.74		11,538,261.74
Total of USD			11,538,261.74		11,538,261.74
1	57	SDR	9,800,000.00		9,800,000.00

Government of Nepal
Ministry of Finance

Financial Comptroller General Office

Debt Section

Anamnagar, Kathmandu, Nepal

Cumulative disbursements of external debt

As on 2071/03/32 (2014-Jul-16)

Fiscal Year: 2070/71 Month: Aashadh

SN	Loan ID	Commitment Currency	Opening Stock of Disbursements	Disbursement This Year	Disbursement upto This year
Donor: IFAD					
2	82	SDR	6,083,965.37		6,083,965.37
3	166	SDR	15,114,644.03		15,114,644.03
4	191	SDR	621,247.52		621,247.52
5	208	SDR	4,750,000.00		4,750,000.00
6	250	SDR	3,834,766.43		3,834,766.43
7	352	SDR	3,220,700.74		3,220,700.74
8	452	SDR	6,386,567.86		6,386,567.86
9	576	SDR	9,179,873.51	609,325.86	9,789,199.37
10	646A	SDR	52,092.88	278,706.62	330,799.50
11	646	SDR	7,150,000.00		7,150,000.00
12	796	SDR	762,338.40	609,324.34	1,371,662.74
13	881	SDR	828,764.07	133,614.50	962,378.57
Total of SDR			67,784,960.81	1,630,971.32	69,415,932.13
Donor: NDF					
1	37	EUR	5,084,326.43		5,084,326.43
2	76	EUR	5,751,247.55		5,751,247.55
3	129	EUR	5,351,543.79		5,351,543.79
4	223	EUR	1,688,650.59		1,688,650.59
5	265	EUR	5,290,942.57	1,119,639.11	6,410,581.68
Total of EUR			23,166,710.93	1,119,639.11	24,286,350.04
Donor: OPEC					
1	698	USD	9,575,604.33		9,575,604.33
2	825	USD	6,073,781.35		6,073,781.35
3	838	USD	13,700,000.00		13,700,000.00
4	1060	USD	3,109,849.20	1,860,654.15	4,970,503.35
5	1155	USD	8,293,026.80		8,293,026.80
6	1185	USD	7,693,208.08	1,363,468.73	9,056,676.81
7	1346	USD		906,381.25	906,381.25
8	1442	USD		1,912,933.97	1,912,933.97

Government of Nepal
Ministry of Finance

Financial Comptroller General Office

Debt Section

Anamnagar, Kathmandu, Nepal

Cumulative disbursements of external debt

As on 2071/03/32 (2014-Jul-16)

Fiscal Year: 2070/71 Month: Aashadh

SN	Loan ID	Commitment Currency	Opening Stock of Disbursements	Disbursement This Year	Disbursement upto This year
Donor: OPEC					
Total of USD			48,445,469.76	6,043,438.10	54,488,907.86
Donor: Austria					
1	1	EUR	4,279,799.14		4,279,799.14
Total of EUR			4,279,799.14		4,279,799.14
Donor: Belgium					
1	1985	EUR	2,478,935.25		2,478,935.25
2	1986	EUR	3,718,402.87		3,718,402.87
3	1994	EUR	2,478,935.25		2,478,935.25
4	1999	EUR	2,124,244.00		2,124,244.00
5	2000	EUR	2,454,146.00		2,454,146.00
6	2001	EUR	2,478,940.00		2,478,940.00
7	2003	EUR	1,430,420.98		1,430,420.98
Total of EUR			17,164,024.35		17,164,024.35
Donor: China					
1	359	RMB	248,889,335.69	28,055,571.77	276,944,907.46
2	383	RMB	31,407,652.44	3,518,246.18	34,925,898.62
Total of RMB			280,296,988.13	31,573,817.95	311,870,806.08
Donor: France					
1	298	EUR	109,009.88		109,009.88
2	375	EUR	2,620,558.05		2,620,558.05
3	447	EUR	21,023,366.29		21,023,366.29
4	502	EUR	5,614,502.00		5,614,502.00
5	503	EUR	5,945,509.94		5,945,509.94
6	545	EUR	11,214,961.45		11,214,961.45
7	897	EUR	1,981,837.22		1,981,837.22
Total of EUR			48,509,744.83		48,509,744.83
Donor: India					
1	00001984	USD	52,456,464.33	3,776,211.72	56,232,676.05
Total of USD			52,456,464.33	3,776,211.72	56,232,676.05

Government of Nepal
Ministry of Finance

Financial Comptroller General Office
Debt Section
Anamnagar, Kathmandu, Nepal

Cumulative disbursements of external debt

As on 2071/03/32 (2014-Jul-16)

Fiscal Year: 2070/71 Month: Aashadh

SN	Loan ID	Commitment Currency	Opening Stock of Disbursements	Disbursement This Year	Disbursement upto This year
Donor: Japan					
1	4	JPY	18,738,132,382.00		18,738,132,382.00
2	5	JPY	2,630,083,628.00		2,630,083,628.00
3	6	JPY	2,465,568,827.00		2,465,568,827.00
4	7	JPY	13,542,125,504.00		13,542,125,504.00
5	8	JPY		598,196,728.00	598,196,728.00
6	8A	JPY	272,759,416.00	93,760,705.00	366,520,121.00
Total of JPY			37,648,669,757.00	691,957,433.00	38,340,627,190.00
Donor: Korea					
1	1	KRW	12,399,024,240.00		12,399,024,240.00
2	2	KRW	56,017,132,660.00	368,347,080.00	56,385,479,740.00
Total of KRW			68,416,156,900.00	368,347,080.00	68,784,503,980.00
Donor: Kuwait					
1	552	KUD	1,498,080.36		1,498,080.36
Total of KUD			1,498,080.36		1,498,080.36
Donor: Russia					
1	1	USD	3,426,729.94		3,426,729.94
Total of USD			3,426,729.94		3,426,729.94
Donor: Saudi					
1	465	SAR	30,999,383.85	751,875.12	31,751,258.97
Total of SAR			30,999,383.85	751,875.12	31,751,258.97

Government of Nepal
Ministry of Finance
Financial Comptroller General Office
Debt Section
Anamnagar, Kathmandu, Nepal

Cumulative payment of external debt

As on 2071/03/32 (2014-Jul-16)

Fiscal Year: 2070/71 Month: Aashadh

SN	Loan ID	Commitment Currency	Opening Stock of payment	Payment This Year	Total payment upto this year
Donor: ADB					
1	182	SDR	1,045,800.00	232,546.83	1,278,346.83
2	232	SDR	51,300.00	11,400.00	62,700.00
3	233	SDR	1,744,200.00	387,600.00	2,131,800.00
4	249	SDR	269,100.00	59,800.00	328,900.00
5	250	SDR	501,951.31	111,400.00	613,351.31
6	274	SDR	669,600.00	148,800.00	818,400.00
7	284	SDR	8,994,600.00	1,998,800.00	10,993,400.00
8	295	SDR	864,900.00	192,200.00	1,057,100.00
9	309	SDR	542,700.00	120,600.00	663,300.00
10	310	SDR	1,026,000.00	228,000.00	1,254,000.00
11	315	SDR	1,139,400.00	253,200.00	1,392,600.00
12	334	SDR	390,600.00	86,800.00	477,400.00
13	387	SDR	3,394,800.00	754,400.00	4,149,200.00
14	388	SDR	1,817,100.00	403,800.00	2,220,900.00
15	445	SDR	2,301,300.00	511,400.00	2,812,700.00
16	447	SDR	2,752,200.00	611,600.00	3,363,800.00
17	462	SDR	1,956,600.00	434,800.00	2,391,400.00
18	489	SDR	3,631,500.00	807,000.00	4,438,500.00
19	490	SDR	1,855,800.00	412,400.00	2,268,200.00
20	512	SDR	1,488,600.00	330,800.00	1,819,400.00
21	533	SDR	1,920,600.00	426,800.00	2,347,400.00
22	560	SDR	2,870,100.00	637,800.00	3,507,900.00
23	596	SDR	1,415,700.00	314,600.00	1,730,300.00
24	599	SDR	840,600.00	186,800.00	1,027,400.00
25	633	SDR	1,484,200.00	107,000.00	1,591,200.00
26	651	SDR	10,084,740.00	695,400.00	10,780,140.00
27	655	SDR	5,550,000.00	394,000.00	5,944,000.00
28	659	SDR	1,800,900.00	128,200.00	1,929,100.00
29	669	SDR	8,350,200.00	599,600.00	8,949,800.00

Government of Nepal
Ministry of Finance
Financial Comptroller General Office
Debt Section
Anamnagar, Kathmandu, Nepal

Cumulative payment of external debt

As on 2071/03/32 (2014-Jul-16)

Fiscal Year: 2070/71 Month: Aashadh

SN	Loan ID	Commitment Currency	Opening Stock of payment	Payment This Year	Total payment upto this year
Donor: ADB					
30	670	SDR	10,092,280.00	653,600.00	10,745,880.00
31	694	SDR	2,420,200.00	184,000.00	2,604,200.00
32	708	SDR	14,771,500.00	1,083,400.00	15,854,900.00
33	719	SDR	4,313,600.00	300,800.00	4,614,400.00
34	721	SDR	3,408,300.00	266,200.00	3,674,500.00
35	744	SDR	1,892,900.00	149,400.00	2,042,300.00
36	745	SDR	2,684,300.00	207,400.00	2,891,700.00
37	748	SDR	5,661,500.00	461,000.00	6,122,500.00
38	749	SDR	3,134,700.00	228,000.00	3,362,700.00
39	783	SDR	4,202,200.00	352,600.00	4,554,800.00
40	792	SDR	1,669,500.00	149,000.00	1,818,500.00
41	806	SDR	10,399,900.00	916,600.00	11,316,500.00
42	831	SDR	9,149,700.00	866,600.00	10,016,300.00
43	859	SDR	731,200.00	72,400.00	803,600.00
44	867	SDR	3,166,900.00	285,800.00	3,452,700.00
45	923	SDR	7,020,500.00	729,000.00	7,749,500.00
46	924	SDR	16,565,700.00	1,786,600.00	18,352,300.00
47	936	SDR	1,184,300.00	125,400.00	1,309,700.00
48	949	SDR	3,503,100.00	371,800.00	3,874,900.00
49	964	SDR	1,463,600.00	156,800.00	1,620,400.00
50	974	SDR	3,056,500.00	368,600.00	3,425,100.00
51	982	SDR	12,932,200.00	1,596,400.00	14,528,600.00
52	987	SDR	2,668,100.00	299,400.00	2,967,500.00
53	1006	SDR	385,600.00	96,400.00	482,000.00
54	1011	SDR	13,459,800.00	1,621,200.00	15,081,000.00
55	1037	SDR	6,686,700.00	909,400.00	7,596,100.00
56	1040	SDR	4,852,700.00	719,000.00	5,571,700.00
57	1112	SDR	6,360,600.00	926,000.00	7,286,600.00
58	1113	SDR	3,275,900.00	524,600.00	3,800,500.00

Government of Nepal
Ministry of Finance
Financial Comptroller General Office
Debt Section
Anamnagar, Kathmandu, Nepal

Cumulative payment of external debt

As on 2071/03/32 (2014-Jul-16)

Fiscal Year: 2070/71 Month: Aashadh

SN	Loan ID	Commitment Currency	Opening Stock of payment	Payment This Year	Total payment upto this year
Donor: ADB					
59	1114	SDR	2,238,300.00	355,000.00	2,593,300.00
60	1141	SDR	2,958,300.00	458,400.00	3,416,700.00
61	1156	SDR	1,594,000.00	233,000.00	1,827,000.00
62	1165	SDR	3,542,300.00	608,800.00	4,151,100.00
63	1196	SDR	1,066,000.00	200,800.00	1,266,800.00
64	1229	SDR	3,470,000.00	668,000.00	4,138,000.00
65	1237	SDR	556,500.00	116,600.00	673,100.00
66	1240	SDR	1,108,400.00	229,800.00	1,338,200.00
67	1311	SDR	1,147,800.00	129,800.00	1,277,600.00
68	1377	SDR	4,288,700.00	554,200.00	4,842,900.00
69	1437	SDR	2,615,100.00	354,200.00	2,969,300.00
70	1450	SDR	1,161,300.00	167,000.00	1,328,300.00
71	1451	SDR	1,235,100.00	179,800.00	1,414,900.00
72	1452	SDR	15,423,600.00	2,253,800.00	17,677,400.00
73	1461	SDR	1,180,300.00	186,200.00	1,366,500.00
74	1464	SDR	1,794,600.00	307,400.00	2,102,000.00
75	1512	SDR	2,007,300.00	335,800.00	2,343,100.00
76	1604	SDR	4,286,800.00	790,400.00	5,077,200.00
77	1609	SDR	790,300.00	144,600.00	934,900.00
78	1640	SDR	318,600.00	70,800.00	389,400.00
79	1650	SDR	1,134,900.00	252,200.00	1,387,100.00
80	1732	SDR	5,957,459.00	1,067,278.00	7,024,737.00
81	1755	SDR	4,027,690.00	886,696.00	4,914,386.00
82	1778	SDR	1,375,542.00	305,676.00	1,681,218.00
83	1811	SDR	353,576.00	78,418.00	431,994.00
84	1820	SDR	17,510,311.78	3,901,705.22	21,412,017.00
85	1840	SDR	1,513,855.00	432,530.00	1,946,385.00
86	1861	SDR	3,310,762.00	945,932.00	4,256,694.00
87	1876	SDR	4,444,167.00	1,269,762.00	5,713,929.00

Government of Nepal
Ministry of Finance
Financial Comptroller General Office
Debt Section
Anamnagar, Kathmandu, Nepal
Cumulative payment of external debt

As on 2071/03/32 (2014-Jul-16)

Fiscal Year: 2070/71 Month: Aashadh

SN	Loan ID	Commitment Currency	Opening Stock of payment	Payment This Year	Total payment upto this year
Donor: ADB					
88	1917	SDR	2,219,835.00	887,934.00	3,107,769.00
89	1966	SDR	1,796,297.00	688,658.00	2,484,955.00
90	2002	SDR	1,745,464.00	872,732.00	2,618,196.00
91	2008	SDR	978,627.00	652,418.00	1,631,045.00
92	2058	SDR	328,644.00	219,096.00	547,740.00
93	2059	SDR	436,515.00	290,937.30	727,452.30
94	2071	SDR	826,443.00	550,962.00	1,377,405.00
95	2092	SDR	1,060,764.00	1,060,764.00	2,121,528.00
96	2097	SDR	237,528.00	475,056.00	712,584.00
97	2102	SDR	283,331.00	537,804.48	821,135.48
98	2111	SDR	222,322.00	444,644.00	666,966.00
99	2143	SDR	140,308.00	212,089.00	352,397.00
100	2268	SDR	0.00	0.00	0.00
101	2277	SDR	0.00	0.00	0.00
102	2551	SDR	0.00	0.00	0.00
103	2581	SDR	0.00		0.00
104	2587	SDR	0.00		0.00
105	2641	SDR	0.00	0.00	0.00
106	2650	SDR	0.00		0.00
107	2656	SDR	0.00		0.00
108	2685	SDR	0.00		0.00
109	2776	SDR	0.00		0.00
110	2796	SDR	0.00		0.00
111	2808	SDR	0.00		0.00
Total of SDR			334,556,712.09	52,372,638.83	334,556,712.09
Donor: EEC					
1	9	GBP	232,180.00	13,395.00	245,575.00
2	23	GBP	314,080.00	18,120.00	332,200.00
3	26	GBP	235,404.00	13,581.00	248,985.00

Government of Nepal
Ministry of Finance
Financial Comptroller General Office
Debt Section
Anamnagar, Kathmandu, Nepal

Cumulative payment of external debt

As on 2071/03/32 (2014-Jul-16)

Fiscal Year: 2070/71 Month: Aashadh

SN	Loan ID	Commitment Currency	Opening Stock of payment	Payment This Year	Total payment upto this year
Donor: EEC					
Total of GBP			781,664.00	45,096.00	795,245.00
1	9	EUR	833,809.25	48,027.38	881,836.63
2	23	EUR	1,128,221.87	64,984.23	1,193,206.10
3	26	EUR	845,683.92	48,710.57	894,394.49
Total of EUR			2,807,715.04	161,722.18	2,856,425.61
1	9	DKK	236,080.00	13,620.00	249,700.00
2	23	DKK	319,280.00	18,420.00	337,700.00
3	26	DKK	239,200.00	13,800.00	253,000.00
Total of DKK			794,560.00	45,840.00	808,360.00
Donor: IDA					
1	166	USD	1,454,602.45	53,447.56	1,508,050.01
2	223	USD	1,681,040.10	65,072.52	1,746,112.62
3	291	USD	2,334,477.42	95,937.42	2,430,414.84
4	373	USD	4,260,580.00	178,760.00	4,439,340.00
5	397	USD	3,850,000.00	165,000.00	4,015,000.00
6	470	USD	5,343,000.00	234,000.00	5,577,000.00
7	470.1	USD	1,980,760.00	86,256.00	2,067,016.00
8	505	USD	1,962,000.00	88,000.00	2,050,000.00
9	600	USD	16,250,000.00	780,000.00	17,030,000.00
10	600.1	USD	9,248,067.14	444,000.00	9,692,067.14
11	617	USD	5,000,000.00	240,000.00	5,240,000.00
12	654	USD	5,490,000.00	270,000.00	5,760,000.00
13	659	USD	1,821,372.00	89,576.00	1,910,948.00
14	704	USD	4,236,384.00	219,124.00	4,455,508.00
15	705	USD	1,929,376.00	99,796.00	2,029,172.00
16	730	USD	9,860,000.00	510,000.00	10,370,000.00
17	772	USD	2,647,590.00	140,580.00	2,788,170.00
18	799	USD	7,975,000.00	435,000.00	8,410,000.00
19	812	USD	16,493,295.90	900,000.00	17,393,295.90

Government of Nepal
Ministry of Finance
Financial Comptroller General Office
Debt Section
Anamnagar, Kathmandu, Nepal

Cumulative payment of external debt

As on 2071/03/32 (2014-Jul-16)

Fiscal Year: 2070/71 Month: Aashadh

SN	Loan ID	Commitment Currency	Opening Stock of payment	Payment This Year	Total payment upto this year
Donor: IDA					
20	856	USD	7,700,000.00	420,000.00	8,120,000.00
21	939	USD	3,310,556.00	190,994.00	3,501,550.00
22	1008	USD	8,585,000.00	510,000.00	9,095,000.00
23	1055	USD	7,826,724.00	479,188.00	8,305,912.00
24	1059	USD	13,208,440.00	808,680.00	14,017,120.00
Total of USD			144,448,265.01	7,503,411.50	145,256,945.01
1	1062	SDR	1,654,096.00	101,272.00	1,755,368.00
2	1093	SDR	1,319,480.00	83,336.00	1,402,816.00
3	1100	SDR	5,358,025.00	338,402.00	5,696,427.00
4	1101	SDR	2,099,455.00	132,598.00	2,232,053.00
5	1191	SDR	2,536,500.00	171,000.00	2,707,500.00
6	1198	SDR	4,435,415.00	297,270.00	4,732,685.00
7	1260	SDR	2,526,466.00	176,266.00	2,702,732.00
8	1316	SDR	6,266,501.00	452,999.00	6,719,500.00
9	1339	SDR	1,711,668.00	123,736.00	1,835,404.00
10	1379	SDR	2,133,220.00	159,992.00	2,293,212.00
11	1400	SDR	1,357,640.00	101,824.00	1,459,464.00
12	1452	SDR	3,907,095.00	304,450.00	4,211,545.00
13	1463	SDR	2,574,803.00	200,634.00	2,775,437.00
14	1478	SDR	27,952,372.00	2,255,172.00	30,207,544.00
15	1515	SDR	15,291,051.00	1,235,540.00	16,526,591.00
16	1534	SDR	2,811,569.00	237,094.00	3,048,663.00
17	1535	SDR	2,463,930.00	208,220.00	2,672,150.00
18	1570	SDR	2,029,530.00	178,822.00	2,208,352.00
19	1588	SDR	6,908,459.00	583,814.00	7,492,273.00
20	1696	SDR	1,386,128.00	134,144.00	1,520,272.00
21	1715	SDR	3,874,250.00	374,930.00	4,249,180.00
22	1727	SDR	1,246,166.00	120,598.00	1,366,764.00
23	1769	SDR	12,065,500.00	1,227,000.00	13,292,500.00

Government of Nepal
Ministry of Finance

Financial Comptroller General Office

Debt Section

Anamnagar, Kathmandu, Nepal

Cumulative payment of external debt

As on 2071/03/32 (2014-Jul-16)

Fiscal Year: 2070/71 Month: Aashadh

SN	Loan ID	Commitment Currency	Opening Stock of payment	Payment This Year	Total payment upto this year
Donor: IDA					
24	1814	SDR	7,938,440.00	850,550.00	8,788,990.00
25	1902	SDR	4,400,813.00	419,126.00	4,819,939.00
26	1922	SDR	3,516,280.00	351,628.00	3,867,908.00
27	1924	SDR	11,960,000.00	1,196,000.00	13,156,000.00
28	1988	SDR	6,036,756.00	635,448.00	6,672,204.00
29	2028	SDR	2,341,852.00	259,232.00	2,601,084.00
30	2044	SDR	3,162,464.00	351,308.00	3,513,772.00
31	2046	SDR	16,632,000.00	1,848,000.00	18,480,000.00
32	2047	SDR	5,787,900.00	643,100.00	6,431,000.00
33	2144	SDR	11,692,070.00	1,461,510.00	13,153,580.00
34	2239	SDR	3,024,032.00	432,006.00	3,456,038.00
35	2347	SDR	10,376,418.00	1,596,372.00	11,972,790.00
36	2357	SDR	5,093,088.00	848,848.00	5,941,936.00
37	2364	SDR	7,849,994.00	1,308,334.00	9,158,328.00
38	2430	SDR	3,558,963.00	647,086.00	4,206,049.00
39	2560	SDR	2,417,598.00	381,729.00	2,799,327.00
40	2578	SDR	6,653,191.99	1,050,504.01	7,703,696.00
41	2600	SDR	3,201,480.00	355,720.00	3,557,200.00
42	2912	SDR	1,617,335.99	231,048.01	1,848,384.00
43	2977	SDR	1,606,500.00	267,750.00	1,874,250.00
44	3008	SDR	1,527,025.10	277,112.82	1,804,137.92
45	3009	SDR	5,672,260.00	1,031,320.00	6,703,580.00
46	3185	SDR	719,999.99	180,000.01	900,000.00
47	3215	SDR	285,800.00	71,450.00	357,250.00
48	3293	SDR	2,661,071.00	760,306.00	3,421,377.00
49	3581	SDR	368,943.45	245,962.30	614,905.75
50	3727	SDR	65,702.54	131,405.08	197,107.62
51	3766	SDR	0.00	586,671.72	586,671.72
52	3808	SDR	0.00	71,967.88	71,967.88

Government of Nepal
Ministry of Finance
Financial Comptroller General Office
Debt Section
Anamnagar, Kathmandu, Nepal

Cumulative payment of external debt

As on 2071/03/32 (2014-Jul-16)

Fiscal Year: 2070/71 Month: Aashadh

SN	Loan ID	Commitment Currency	Opening Stock of payment	Payment This Year	Total payment upto this year
Donor: IDA					
53	3830	SDR	0.00	510,000.00	510,000.00
54	3864	SDR	0.00	0.00	0.00
55	3911	SDR	0.00	0.00	0.00
56	3956	SDR	0.00	0.00	0.00
57	3980	SDR	0.00	0.00	0.00
58	4510	SDR	0.00	0.00	0.00
59	4515	SDR	0.00	0.00	0.00
60	4603	SDR	0.00	0.00	0.00
61	4637	SDR	0.00	0.00	0.00
62	4664	SDR	0.00	0.00	0.00
63	4652	SDR	0.00	0.00	0.00
64	4707	SDR	0.00	0.00	0.00
65	4750	SDR	0.00	0.00	0.00
66	4832	SDR	0.00	0.00	0.00
67	4902	SDR	0.00	0.00	0.00
68	4932	SDR	0.00	0.00	0.00
69	5138	SDR	0.00	0.00	0.00
70	5282	SDR		0.00	0.00
71	4905	SDR		0.00	0.00
72	5263	SDR		0.00	0.00
73	5273	SDR		0.00	0.00
74	4924	SDR			0.00
75	5246	SDR			0.00
76	4981	SDR			0.00
Total of SDR			244,077,297.06	28,200,607.83	244,077,297.06
Donor: IFAD					
1	10	USD	7,074,499.99	288,000.01	7,362,500.00
Total of USD			7,074,499.99	288,000.01	7,362,500.00
1	57	SDR	5,512,500.00	245,000.00	5,757,500.00

Government of Nepal
Ministry of Finance
Financial Comptroller General Office
Debt Section
Anamnagar, Kathmandu, Nepal

Cumulative payment of external debt

As on 2071/03/32 (2014-Jul-16)

Fiscal Year: 2070/71 Month: Aashadh

SN	Loan ID	Commitment Currency	Opening Stock of payment	Payment This Year	Total payment upto this year
Donor: IFAD					
2	82	SDR	3,270,107.00	152,098.00	3,422,205.00
3	166	SDR	6,990,521.00	377,866.00	7,368,387.00
4	191	SDR	264,010.00	15,530.00	279,540.00
5	208	SDR	1,900,000.00	118,750.00	2,018,750.00
6	250	SDR	1,400,560.00	91,860.00	1,492,420.00
7	352	SDR	1,111,877.00	102,870.00	1,214,747.00
8	452	SDR	1,280,159.97	210,042.03	1,490,202.00
9	576	SDR	780,000.00	520,000.00	1,300,000.00
10	646A	SDR	0.00	0.00	0.00
11	646	SDR	0.00	0.00	0.00
12	796	SDR	0.00	0.00	0.00
13	881	SDR		0.00	0.00
Total of SDR			22,509,734.97	1,834,016.03	22,509,734.97
Donor: NDF					
1	37	EUR	1,321,924.82	203,373.06	1,525,297.88
2	76	EUR	1,150,249.59	230,049.89	1,380,299.48
3	129	EUR	856,247.04	107,030.88	963,277.92
4	223	EUR	202,638.12	33,773.02	236,411.14
5	265	EUR	157,427.59	95,529.98	252,957.57
Total of EUR			3,688,487.16	669,756.83	3,784,017.14
Donor: OPEC					
1	698	USD	8,794,490.00	781,114.33	9,575,604.33
2	825	USD	5,857,290.00	48,100.00	5,905,390.00
3	838	USD	6,393,240.00	913,320.00	7,306,560.00
4	1060	USD	1,399,980.00	466,660.00	1,866,640.00
5	1155	USD	666,660.00	666,660.00	1,333,320.00
6	1185	USD	333,330.00	666,660.00	999,990.00
7	1346	USD			0.00
8	1442	USD		0.00	0.00

Government of Nepal
Ministry of Finance
Financial Comptroller General Office
Debt Section
Anamnagar, Kathmandu, Nepal

Cumulative payment of external debt

As on 2071/03/32 (2014-Jul-16)

Fiscal Year: 2070/71 Month: Aashadh

SN	Loan ID	Commitment Currency	Opening Stock of payment	Payment This Year	Total payment upto this year
Donor: OPEC					
Total of USD			23,444,990.00	3,542,514.33	23,444,990.00
Donor: Austria					
1	1	EUR	2,834,240.50	218,018.50	3,052,259.00
Total of EUR			2,834,240.50	218,018.50	3,052,259.00
Donor: Belgium					
1	1985	EUR	2,107,086.57	123,946.00	2,231,032.57
2	1986	EUR	2,974,720.72	185,920.00	3,160,640.72
3	1994	EUR	1,115,514.00	123,946.00	1,239,460.00
4	1999	EUR	314,781.00	106,209.00	420,990.00
5	2000	EUR	202,953.00	122,703.00	325,656.00
6	2001	EUR	87,071.95	89,421.59	176,493.54
7	2003	EUR	0.00	17,280.62	17,280.62
Total of EUR			6,802,127.24	769,426.21	6,819,407.86
Donor: China					
1	359	RMB	0.00	0.00	0.00
2	383	RMB	0.00	0.00	0.00
Total of RMB			0.00	0.00	0.00
Donor: France					
1	298	EUR	93,059.90	6,054.98	99,114.88
2	375	EUR	1,892,631.30	145,585.67	2,038,216.97
3	447	EUR	18,062,697.03	1,401,554.66	19,464,251.69
4	502	EUR	4,336,815.27	374,298.30	4,711,113.57
5	503	EUR	5,009,705.82	396,366.84	5,406,072.66
6	545	EUR	6,113,546.18	560,742.84	6,674,289.02
7	897	EUR	577,809.22	82,572.00	660,381.22
Total of EUR			36,086,264.72	2,967,175.29	36,168,836.72
Donor: India					
1	00001984	USD	0.00	6,451,612.90	6,451,612.90
Total of USD			0.00	6,451,612.90	6,451,612.90

Government of Nepal
Ministry of Finance

Financial Comptroller General Office
Debt Section
Anamnagar, Kathmandu, Nepal

Cumulative payment of external debt

As on 2071/03/32 (2014-Jul-16)

Fiscal Year: 2070/71 Month: Aashadh

SN	Loan ID	Commitment Currency	Opening Stock of payment	Payment This Year	Total payment upto this year
Donor: Japan					
1	4	JPY	14,624,898,382.00	914,052,000.00	15,538,950,382.00
2	5	JPY	1,667,878,628.00	128,294,000.00	1,796,172,628.00
3	6	JPY	902,058,827.00	120,270,000.00	1,022,328,827.00
4	7	JPY	4,738,100,504.00	652,150,000.00	5,390,250,504.00
5	8	JPY		10,455,000.00	10,455,000.00
6	8A	JPY	50,104,000.00	20,032,000.00	70,136,000.00
Total of JPY			21,983,040,341.00	1,845,253,000.00	22,003,072,341.00
Donor: Korea					
1	1	KRW	3,409,749,240.00	619,950,000.00	4,029,699,240.00
2	2	KRW	0.00	0.00	0.00
Total of KRW			3,409,749,240.00	619,950,000.00	3,409,749,240.00
Donor: Kuwait					
1	552	KUD	666,080.36	74,000.00	740,080.36
Total of KUD			666,080.36	74,000.00	740,080.36
Donor: Russia					
1	1	USD	2,323,270.50		2,323,270.50
Total of USD			2,323,270.50		2,323,270.50
Donor: Saudi					
1	465	SAR	1,875,000.00	3,750,000.00	5,625,000.00
Total of SAR			1,875,000.00	3,750,000.00	5,625,000.00

Government of Nepal
Ministry of Finance
Financial Comptroller General Office
Debt Management Section

Summary of Domestic Borrowing (Loan Typewise)

Fiscal Year: 2070/71

S.N.	LoanSubTypeDescEN	Opening Loan Balance	New loan issue in current fiscal year	Total Loan	Amount paid during current fiscal year			Adjustment	Outstanding Domestic Borrowings
					Interest	Principal	Total Expenditure		
1	Rastriya Bachat Patra	15,680,000,000.00	906,480,000.00	16,586,480,000.00	1,549,344,947.79	1,549,344,947.79	0	16,586,480,000.00	
	Total of Rastriya Bachat Patra	15,680,000,000.00	906,480,000.00	16,586,480,000.00	1,549,344,947.79	1,549,344,947.79	0.00	16,586,480,000.00	
2	Nagarik Bachat Patra	3,183,807,000.00	0.00	3,183,807,000.00	214,470,060.00	1,667,061,000.00	0	1,516,746,000.00	
	Total of Nagarik Bachat Patra	3,183,807,000.00	0.00	3,183,807,000.00	214,470,060.00	1,667,061,000.00	0.00	1,516,746,000.00	
3	Development Bond	51,610,900,000.00	9,000,000,000.00	60,610,900,000.00	4,246,731,000.00	13,500,000,000.00	0	47,110,900,000.00	
	Total of Development Bond	51,610,900,000.00	9,000,000,000.00	60,610,900,000.00	4,246,731,000.00	13,500,000,000.00	0.00	47,110,900,000.00	
4	Special Loan (RBB Building)	0.00	0.00	0.00	0.00	0.00	0	0.00	
5	Special Loan (Duty)	0.00	0.00	0.00	0.00	0.00	0	0.00	
	Total of Special Loan	0.00	0.00	0.00	0.00	0.00	0.00	0.00	
6	Foreign Employment Bond	58,895,000.00	76,415,000.00	1,35,310,000.00	8,357,863.45	8,357,863.45	0	1,35,310,000.00	
	Total of Foreign Employment Bond	58,895,000.00	76,415,000.00	1,35,310,000.00	8,357,863.45	8,357,863.45	0.00	1,35,310,000.00	
7	IMF Value Adjustment	4,871,051,042.58	0.00	4,871,051,042.58	0.00	0.00	0	4,871,051,042.58	
	Total of IMF Value Adjustment	4,871,051,042.58	0.00	4,871,051,042.58	0.00	0.00	0.00	4,871,051,042.58	
8	Treasury Bills-364 days interest based	21,468,932,510.25	0.00	21,468,932,510.25	631,487,179.81	0.00	0	21,468,932,510.25	
9	Treasury Bills-364 days discount based	50,611,800,000.00	0.00	50,611,800,000.00	1,328,273,206.68	4,000,000,000.00	0	46,611,800,000.00	
10	Treasury Bills-182 days discount based	22,659,175,000.00	0.00	22,659,175,000.00	371,624,449.78	2,985,390,350.01	0	19,659,175,000.00	
11	Treasury Bills-91 days discount based	38,228,200,000.00	10,000,000,000.00	48,228,200,000.00	258,486,751.24	3,000,000,000.00	91,4460	45,228,200,000.00	
12	Treasury Bills-28 days discount based	3,500,000,000.00	0.00	3,500,000,000.00	3,983,289.96	0.00	0	3,500,000,000.00	
	Total of Treasury Bills	116,468,107,510.25	10,000,000,000.00	126,468,107,510.25	2,592,854,877.47	9,985,390,350.01	914,460.00	116,468,107,510.25	
13	National Loan Commission	0.00	0.00	0.00	59,912,991.51	59,912,991.51	0	0.00	
	Total of National Loan Commission	0.00	0.00	0.00	59,912,991.51	59,912,991.51	0.00	0.00	
	Grand Total	211,872,760,552.83	19,982,895,000.00	231,855,655,552.83	8,672,671,740.22	25,152,451,350.01	914,460.00	206,688,594,552.83	

Government of Nepal
Ministry of Finance
Financial Comptroller General Office
Debt Management Section
Financial Statement of Domestic Borrowing (Loanwise)

Fiscal Year: 2070/71

Nagarik Bachat Patra

S.N.	Loan Code	Date Of Issue	Date Of Payment	Interest Rate %	Opening loan balance	New loan issue in current Fiscal Year	Total Loan	Payment during current fiscal year		Adjustment	Outstanding loan upto the end of current Fiscal Year	
								Interest	Principal			
1	2072	2062/11/23	2072/11/23	6	250,000,000.00		250,000,000.00	15,000,000.00	15,000,000.00	0	250,000,000.00	
2	2075	2063/10/03	2075/10/03	6	340,180,000.00		340,180,000.00	20,410,800.00	20,410,800.00	0	340,180,000.00	
3	2071	2064/07/21	2071/07/21	6.5	300,000,000.00		300,000,000.00	19,500,000.00	19,500,000.00	0	300,000,000.00	
4	2071ka	2064/09/09	2071/09/09	6.5	500,000,000.00		500,000,000.00	32,500,000.00	32,500,000.00	0	500,000,000.00	
5	2069	2065/03/15	2069/03/15	7.75	0.00		0.00	0.00	0.00	0	0.00	
6	2070	2065/09/28	2070/09/28	8	700,000,000.00		700,000,000.00	28,000,000.00	700,000,000.00	0	0.00	
7	2071Kha	2066/03/24	2071/03/24	9	967,061,000.00		967,061,000.00	87,035,490.00	967,061,000.00	0	0.00	
8	2069ka	2066/11/20	2069/11/20	9.5	0.00		0.00	0.00	0.00	0	0.00	
9	2070 ka	2067/02/20	2070/02/20	9.5	0.00		0.00	0.00	0.00	0	0.00	
10	2074	2069/01/28	2074/01/27	9.5	126,566,000.00		126,566,000.00	12,023,770.00	12,023,770.00	0	126,566,000.00	
Total							3,183,807,000.00	214,470,060.00	1,667,061,000.00	1,881,531,060.00	0	1,516,746,000.00

Government of Nepal
Ministry of Finance
Financial Comptroller General Office
Debt Management Section
Financial Statement of Domestic Borrowing (Loanwise)

Fiscal Year: 2070/71

Development Bond

S.N.	Loan Code	Date Of Issue	Date Of Payment	Interest Rate %	Opening loan balance	New loan issue in current Fiscal Year	Total Loan	Payment during current fiscal year		Adjustment	Outstanding loan upto the end of current Fiscal Year	
								Interest	Principal			
1	2070	2060/03/20	2070/03/20	6.75	0.00	0.00	0.00	0.00	0.00	0	0.00	
2	2071	2061/03/24	2071/03/24	5	2,000,000,000.00	2,000,000,000.00	2,000,000,000.00	100,000,000.00	2,000,000,000.00	2,100,000,000.00	0	0.00
3	2072	2062/11/09	2072/11/09	6	750,000,000.00	750,000,000.00	750,000,000.00	45,000,000.00	45,000,000.00	45,000,000.00	0	750,000,000.00
4	2075	2063/08/12	2075/08/12	6.5	1,200,000,000.00	1,200,000,000.00	1,200,000,000.00	146,250,000.00	146,250,000.00	146,250,000.00	0	1,200,000,000.00
5	2075ka	2063/11/29	2075/11/29	6.5	2,100,000,000.00	2,100,000,000.00	2,100,000,000.00	68,250,000.00	68,250,000.00	68,250,000.00	0	2,100,000,000.00
6	2076	2064/03/21	2076/03/21	6.5	2,200,000,000.00	2,200,000,000.00	2,200,000,000.00	143,000,000.00	143,000,000.00	143,000,000.00	0	2,200,000,000.00
7	2076ka	2064/07/29	2076/07/29	6.5	900,000,000.00	900,000,000.00	900,000,000.00	58,500,000.00	58,500,000.00	58,500,000.00	0	900,000,000.00
8	2076kha	2064/09/03	2076/09/03	6.5	1,040,000,000.00	1,040,000,000.00	1,040,000,000.00	67,600,000.00	67,600,000.00	67,600,000.00	0	1,040,000,000.00
9	2076ga	2064/09/23	2076/09/23	6.5	460,000,000.00	460,000,000.00	460,000,000.00	29,900,000.00	29,900,000.00	29,900,000.00	0	460,000,000.00
10	2072ka	2064/12/19	2072/12/19	7.5	1,500,000,000.00	1,500,000,000.00	1,500,000,000.00	112,500,000.00	112,500,000.00	112,500,000.00	0	1,500,000,000.00
11	2073	2065/03/30	2073/03/30	8	2,170,000,000.00	2,170,000,000.00	2,170,000,000.00	173,600,000.00	173,600,000.00	173,600,000.00	0	2,170,000,000.00
12	2071ka	2065/09/20	2071/09/20	8	2,000,000,000.00	2,000,000,000.00	2,000,000,000.00	160,000,000.00	160,000,000.00	160,000,000.00	0	2,000,000,000.00
13	2071kha	2066/03/16	2071/03/16	9	3,000,000,000.00	3,000,000,000.00	3,000,000,000.00	270,000,000.00	3,000,000,000.00	3,270,000,000.00	0	0.00
14	2073ka	2066/03/28	2073/03/28	9	2,750,000,000.00	2,750,000,000.00	2,750,000,000.00	247,500,000.00	247,500,000.00	247,500,000.00	0	2,750,000,000.00
15	2069	2066/10/28	2069/10/28	9	0.00	0.00	0.00	0.00	0.00	0.00	0	0.00
16	2072kha	2067/02/27	2072/02/27	9	2,550,000,000.00	2,550,000,000.00	2,550,000,000.00	229,500,000.00	229,500,000.00	229,500,000.00	0	2,550,000,000.00

Government of Nepal
 Ministry of Finance
 Financial Comptroller General Office
 Debt Management Section
Financial Statement of Domestic Borrowing (Loanwise)

Fiscal Year: 2070/71

Development Bond

S.N.	Loan Code	Date Of Issue	Date Of Payment	Interest Rate %	Opening loan balance	New loan issue in current Fiscal Year	Total Loan	Payment during current fiscal year		Adjustment	Outstanding loan upto the end of current Fiscal Year	
								Interest	Principal			
17	2072ga	2067/03/17	2072/03/17	9	4,990,900,000.00		4,990,900,000.00	449,181,000.00		0	4,990,900,000.00	
18	2072gha	2067/09/16	2072/09/16	9.5	3,000,000,000.00		3,000,000,000.00	285,000,000.00		0	3,000,000,000.00	
19	2071ga	2068/02/19	2071/02/19	9.5	5,000,000,000.00		5,000,000,000.00	475,000,000.00	5,000,000,000.00	0	0.00	
20	2070ka	2068/09/28	2070/09/28	8	3,500,000,000.00		3,500,000,000.00	140,000,000.00	3,500,000,000.00	0	0.00	
21	2071gha	2068/12/22	2071/12/22	8.5	6,500,000,000.00		6,500,000,000.00	552,500,000.00		0	6,500,000,000.00	
22	2072 Nga	2069/02/24	2072/02/24	8.5	4,000,000,000.00		4,000,000,000.00	340,000,000.00		0	4,000,000,000.00	
23	2075 Kha	2070/08/06	2075/08/06	3.25		3,000,000,000.00	3,000,000,000.00	48,750,000.00		0	3,000,000,000.00	
24	2077	2070/09/08	2077/09/08	3.49		6,000,000,000.00	6,000,000,000.00	104,700,000.00		0	6,000,000,000.00	
Total					51,610,900,000.00	9,000,000,000.00	60,610,900,000.00	4,246,731,000.00	13,500,000,000.00	17,746,731,000.00	0	47,110,900,000.00

Government of Nepal
 Ministry of Finance
 Financial Comptroller General Office
 Debt Management Section
Financial Statement of Domestic Borrowing (Loanwise)

Fiscal Year: 2070/71

Special Loan

S.N.	Loan Code	Date Of Issue	Date Of Payment	Interest Rate %	Opening loan balance	New loan issue in current Fiscal Year	Total Loan	Payment during current fiscal year		Adjustment	Outstanding loan upto the end of current Fiscal Year
								Interest	Principal		
1	2069	2059/09/09	2069/08/09	7	0.00	0.00	0.00	0.00	0.00	0	0.00
2	2068ka	2063/01/04	2068/01/04	5	0.00	0.00	0.00	0.00	0.00	0	0.00
Total							0.00	0.00	0.00	0	0.00

Government of Nepal
 Ministry of Finance
 Financial Comptroller General Office
 Debt Management Section
Financial Statement of Domestic Borrowing (Loanwise)

Fiscal Year: 2070/71

Foreign Employment Bond

S.N.	Loan Code	Date Of Issue	Date Of Payment	Interest Rate %	Opening loan balance	New loan issue in current Fiscal Year	Total Loan	Payment during current fiscal year		Adjustment	Outstanding loan upto the end of current Fiscal Year
								Interest	Principal		
1	FESB2072	2067/03/32	2072/03/31	9.75	4,000,000.00		4,000,000.00	390,000.00		0	4,000,000.00
2	FESB2073	2068/03/12	2073/03/12	10.5	3,380,000.00		3,380,000.00	354,900.00		0	3,380,000.00
3	FESB2074	2069/03/28	2074/03/28	10	8,660,000.00		8,660,000.00	866,000.00		0	8,660,000.00
4	FESB2075	2070/03/30	2075/03/30	10.5	42,855,000.00		42,855,000.00	4,841,847.20		0	42,855,000.00
5	FESB 2075ka	2070/09/28	2075/09/28	9		26,405,000.00	26,405,000.00	1,438,220.00		0	26,405,000.00
6	FESB 2075kh	2070/12/30	2075/12/30	9		50,010,000.00	50,010,000.00	466,896.25		0	50,010,000.00
				Total	58,895,000.00	76,415,000.00	135,310,000.00	8,357,863.45		0	135,310,000.00

Government of Nepal
Ministry of Finance
Financial Comptroller General Office
Debt Management Section
Financial Statement of Domestic Borrowing (Loanwise)

Fiscal Year: 2070/71

IMF Value Adjustment

S.N.	Loan Code	Date Of Issue	Date Of Payment	Interest Rate %	Opening loan balance	New loan issue in current Fiscal Year	Total Loan	Payment during current fiscal year		Adjustment	Outstanding loan upto the end of current Fiscal Year
								Interest	Principal		
1	NRB 2008AD	2065/03/12	2070/03/11		328,207,209.46		328,207,209.46	0.00	0.00	0	328,207,209.46
2	NRB 2009AD	2066/04/16	2071/04/16	0	1,097,637,120.86		1,097,637,120.86	0.00	0.00	0	1,097,637,120.86
3	NRB 2049	2066/05/16	2071/05/16	0	214,946,219.58		214,946,219.58	0.00	0.00	0	214,946,219.58
4	NRB 2055	2066/05/16	2071/05/16	0	97,942,234.92		97,942,234.92	0.00	0.00	0	97,942,234.92
5	NRB 2058	2066/05/16	2071/05/16	0	247,084,988.76		247,084,988.76	0.00	0.00	0	247,084,988.76
6	NRB 2059	2066/05/16	2071/05/16	0	403,430,688.50		403,430,688.50	0.00	0.00	0	403,430,688.50
7	NRB 2060	2066/05/16	2071/05/16	0	552,235,533.11		552,235,533.11	0.00	0.00	0	552,235,533.11
8	NRB 2060	2066/05/16	2071/05/16	0	511,626,557.21		511,626,557.21	0.00	0.00	0	511,626,557.21
9	NRB 2060	2066/05/16	2071/05/16	0	411,949,524.44		411,949,524.44	0.00	0.00	0	411,949,524.44
10	NRB 2060	2066/05/16	2071/05/16	0	550,603,667.23		550,603,667.23	0.00	0.00	0	550,603,667.23
11	NRB 2065	2066/05/16	2071/05/16	0	455,387,298.51		455,387,298.51	0.00	0.00	0	455,387,298.51
					Total		4,871,051,042.58	0.00	0.00	0	4,871,051,042.58

Government of Nepal
 Ministry of Finance
 Financial Comptroller General Office
 Debt Management Section

Financial Statement of Domestic Borrowing (Loanwise)

Fiscal Year: 2070/71

National Loan Commission

S.N.	Loan Code	Date Of Issue	Date Of Payment	Interest Rate %	Opening loan balance	New loan issue in current Fiscal Year	Total Loan	Payment during current fiscal year		Adjustment	Outstanding loan upto the end of current Fiscal Year
								Interest	Principal		
1	NLC			0	0.00	0.00	0.00	59,912,991.51	59,912,991.51	0	0.00
				Total	0.00	0.00	0.00	59,912,991.51	59,912,991.51	0	0.00

Government of Nepal
Ministry of Finance
Financial Comptroller General Office
Debt Management Section
Financial Statement of Domestic Borrowing (Loanwise)

Fiscal Year: 2070/71

Treasury Bills

S.N.	LoanCode	Date Of Issue	Date Of Payment	Interest Rate %	Opening loan balance	New loan issue in current Fiscal Year	Total Loan	Discount/ Interest	Adjustment	Payment during current fiscal year		Outstanding loan upto the end of current Fiscal Year					
										Interest	Principal		Total				
Treasury Bills-364 days interest based																	
1	1116 ka	2069/05/26	2070/05/25	2.9414	3,785,148,462.09		3,785,148,462.09	111,336,356.86	0.00	111,336,355.81		3,785,148,462.09					
	1168ka	2070/05/25	2071/05/24	2.703	3,785,148,462.09		3,785,148,462.09	102,312,562.93	0.00			3,785,148,462.09					
					Sub-total	0.00	3,785,148,462.09	213,648,919.79	0.00	111,336,355.81	0.00	3,785,148,462.09					
2	1117 kha	2069/06/02	2070/06/01	2.9414	5,449,000,000.00		5,449,000,000.00	160,276,886.00	0.00	160,276,886.00		5,449,000,000.00					
	1169kha	2070/06/01	2071/05/31	2.703	5,449,000,000.00		5,449,000,000.00	147,286,470.00	0.00			5,449,000,000.00					
					Sub-total	0.00	5,449,000,000.00	307,563,356.00	0.00	160,276,886.00	0.00	5,449,000,000.00					
3	1141ka	2069/11/22	2070/11/20	2.9414	2,224,057,338.61		2,224,057,338.61	65,418,422.56	0.00	65,418,422.56		2,224,057,338.61					
	1193ka	2070/11/20	2071/11/19	2.703	2,224,057,338.61		2,224,057,338.61	60,116,269.86	0.00			2,224,057,338.61					
					Sub-total	0.00	2,224,057,338.61	125,534,692.42	0.00	65,418,422.56	0.00	2,224,057,338.61					
4	1149ka	2070/01/17	2071/01/16	2.9414	2,552,994.60		2,552,994.60	75,093.78	0.00	75,093.78		2,552,994.60					
	1201ka	2071/01/16	2072/01/15	2.703	2,552,994.60		2,552,994.60	69,007.44	0.00			2,552,994.60					
					Sub-total	0.00	2,552,994.60	144,101.23	0.00	75,093.78	0.00	2,552,994.60					
5	1122ka	2069/07/07	2070/05/05	2.9414	8,835,795,124.95		8,835,795,124.95	259,896,077.81	0.00	259,896,077.81		8,835,795,124.95					
	1174ka	2070/05/05	2071/07/04	2.703	8,835,795,124.95		8,835,795,124.95	238,831,542.23	0.00			8,835,795,124.95					
					Sub-total	0.00	8,835,795,124.95	498,727,620.03	0.00	259,896,077.81	0.00	8,835,795,124.95					
6	1123kha	2069/07/14	2070/07/12	2.9414	1,172,378,590.00		1,172,378,590.00	34,484,343.85	0.00	34,484,343.85		1,172,378,590.00					
	1175kha	2070/07/12	2071/07/11	2.703	1,172,378,590.00		1,172,378,590.00	31,689,395.29	0.00			1,172,378,590.00					
					Sub-total	0.00	1,172,378,590.00	66,173,737.13	0.00	34,484,343.85	0.00	1,172,378,590.00					
Total of Treasury Bills-364 days interest based											0.00	21,468,932,510.25	1,211,792,426.61	0.00	631,487,179.81	0.00	21,468,932,510.25

Government of Nepal
Ministry of Finance
Financial Comptroller General Office
Debt Management Section
Financial Statement of Domestic Borrowing (Loanwise)

Fiscal Year: 2070/71

Treasury Bills

S.N.	Loan Code	Date Of Issue	Date Of Payment	Interest Rate %	Opening loan balance	New loan issue in current Fiscal Year	Total Loan	Discount/ Interest	Adjustment	Payment during current fiscal year		Outstanding loan upto the end of current Fiscal Year
										Interest	Principal	
Treasury Bills-364 days discount based												
7	1117 ka	2069/06/02	2070/06/01	0	875,000,000.00		875,000,000.00	7,847,524.99	0.00	7,847,524.99		875,000,000.00
	1169 ka	2070/06/01	2071/05/31	0	875,000,000.00		875,000,000.00	7,350,705.00	0.00	7,350,705.00		875,000,000.00
					Sub-total		875,000,000.00	15,198,229.99	0.00	7,847,524.99	0.00	875,000,000.00
8	1118 ka	2069/06/09	2070/06/08	0	1,185,000,000.00		1,185,000,000.00	10,813,475.00	0.00	10,813,475.00		1,185,000,000.00
	1170 ka	2070/06/08	2071/06/07	0	1,185,000,000.00		1,185,000,000.00	9,167,190.00	0.00	9,167,190.00		1,185,000,000.00
					Sub-total		1,185,000,000.00	19,980,665.00	0.00	10,813,475.00	0.00	1,185,000,000.00
9	1119 ka	2069/06/16	2070/06/15	0	400,000,000.00		400,000,000.00	3,891,650.00	0.00	3,891,650.00		400,000,000.00
	1171 ka	2070/06/15	2071/06/14	0	400,000,000.00		400,000,000.00	2,684,560.00	0.00	2,684,560.00		400,000,000.00
					Sub-total		400,000,000.00	6,576,210.00	0.00	3,891,650.00	0.00	400,000,000.00
10	1123 ka	2069/07/14	2070/07/12	0	1,000,000,000.00		1,000,000,000.00	24,186,780.00	0.00	24,186,780.00		1,000,000,000.00
	1175 ka	2070/07/12	2071/07/11	0	1,000,000,000.00		1,000,000,000.00	5,517,190.00	0.00	5,517,190.00		1,000,000,000.00
					Sub-total		1,000,000,000.00	29,703,970.00	0.00	24,186,780.00	0.00	1,000,000,000.00
11	1124 ka	2069/07/21	2070/07/19	0	500,000,000.00		500,000,000.00	10,914,610.00	0.00	10,914,610.00		500,000,000.00
	1176 ka	2070/07/19	2071/07/18	0	500,000,000.00		500,000,000.00	2,485,450.00	0.00	2,485,450.00		500,000,000.00
					Sub-total		500,000,000.00	13,400,060.00	0.00	10,914,610.00	0.00	500,000,000.00
12	1125 ka	2069/07/28	2070/07/26	0	400,000,000.00		400,000,000.00	8,205,410.00	0.00	8,205,410.00		400,000,000.00
	1177 ka	2070/07/26	2071/07/25	0	400,000,000.00		400,000,000.00	1,386,300.00	0.00	1,386,300.00		400,000,000.00
					Sub-total		400,000,000.00	9,591,710.00	0.00	8,205,410.00	0.00	400,000,000.00

Government of Nepal
Ministry of Finance
Financial Comptroller General Office
Debt Management Section
Financial Statement of Domestic Borrowing (Loanwise)

Fiscal Year: 2070/71

Treasury Bills

S.N.	LoanCode	Date Of Issue	Date Of Payment	Interest Rate %	Opening loan balance	New loan issue in current Fiscal Year	Total Loan	Discount/ Interest	Adjustment	Payment during current fiscal year		Outstanding loan upto the end of current Fiscal Year
										Interest	Principal	
Treasury Bills-361 days discount based												
13	1126 ka	2069/08/05	2070/08/04	0	2,000,000,000.00	0.00	2,000,000,000.00	42,307,520.00	0.00	42,307,520.00	0.00	2,000,000,000.00
	1178ka	2070/08/04	2071/08/02	0	2,000,000,000.00	0.00	2,000,000,000.00	13,790,570.00	0.00	0.00	0.00	2,000,000,000.00
				Sub-total	2,000,000,000.00	0.00	2,000,000,000.00	56,098,090.00	0.00	56,098,090.00	0.00	2,000,000,000.00
14	1128 ka	2069/08/19	2070/08/18	0	110,000,000.00	0.00	110,000,000.00	1,913,120.00	0.00	1,913,120.00	0.00	110,000,000.00
	1180ka	2070/08/18	2071/08/16	0	110,000,000.00	0.00	110,000,000.00	441,140.00	0.00	0.00	0.00	110,000,000.00
				Sub-total	110,000,000.00	0.00	110,000,000.00	2,354,260.00	0.00	1,913,120.00	0.00	110,000,000.00
15	1129 ka	2069/08/26	2070/08/25	0	1,500,000,000.00	0.00	1,500,000,000.00	30,417,345.00	0.00	30,417,345.00	0.00	1,500,000,000.00
	1181ka	2070/08/25	2071/08/23	0	1,500,000,000.00	0.00	1,500,000,000.00	12,529,590.00	0.00	0.00	0.00	1,500,000,000.00
				Sub-total	1,500,000,000.00	0.00	1,500,000,000.00	42,946,935.00	0.00	30,417,345.00	0.00	1,500,000,000.00
16	1130 ka	2069/09/03	2070/09/02	0	1,500,000,000.00	0.00	1,500,000,000.00	29,570,035.00	0.00	29,570,035.00	0.00	1,500,000,000.00
	1182ka	2070/09/02	2071/09/01	0	1,500,000,000.00	0.00	1,500,000,000.00	15,303,940.00	0.00	0.00	0.00	1,500,000,000.00
				Sub-total	1,500,000,000.00	0.00	1,500,000,000.00	44,873,975.00	0.00	29,570,035.00	0.00	1,500,000,000.00
17	1131 ka	2069/09/11	2070/09/09	0	1,625,000,000.00	0.00	1,625,000,000.00	34,662,875.00	0.00	34,662,875.00	0.00	1,625,000,000.00
	1183ka	2070/09/09	2071/09/08	0	1,625,000,000.00	0.00	1,625,000,000.00	17,246,270.00	0.00	0.00	0.00	1,625,000,000.00
				Sub-total	1,625,000,000.00	0.00	1,625,000,000.00	51,909,145.00	0.00	34,662,875.00	0.00	1,625,000,000.00
18	1132 ka	2069/09/17	2070/09/16	0	1,450,000,000.00	0.00	1,450,000,000.00	34,790,550.00	0.00	34,790,550.00	0.00	1,450,000,000.00
	1184ka	2070/09/16	2071/09/15	0	1,450,000,000.00	0.00	1,450,000,000.00	15,568,650.00	0.00	0.00	0.00	1,450,000,000.00
				Sub-total	1,450,000,000.00	0.00	1,450,000,000.00	50,359,200.00	0.00	34,790,550.00	0.00	1,450,000,000.00

Government of Nepal
 Ministry of Finance
 Financial Comptroller General Office
 Debt Management Section

Financial Statement of Domestic Borrowing (Loanwise)

Fiscal Year: 2070/71

Treasury Bills

S.N.	Loan Code	Date Of Issue	Date Of Payment	Interest Rate %	Opening loan balance	New loan issue in current Fiscal Year	Total Loan	Discount/ Interest	Adjustment	Payment during current fiscal year		Outstanding loan upto the end of current Fiscal Year
										Interest	Principal	
Treasury Bills-361 days Discount based												
19	1142 ka	2069/11/29	2070/11/27	0	700,000,000.00		700,000,000.00	26,525,170.00	0.00	26,525,170.00		700,000,000.00
	1194 ka	2070/11/27	2071/11/26	0	700,000,000.00		700,000,000.00	4,478,700.00	0.00			700,000,000.00
							Sub-total	31,003,870.00	0.00	26,525,170.00	0.00	700,000,000.00
20	1143 ka	2069/12/06	2070/12/04	0	1,000,000,000.00		1,000,000,000.00	37,103,529.99	0.00	37,103,529.99		1,000,000,000.00
	1195 ka	2070/12/04	2071/12/03	0	1,000,000,000.00		1,000,000,000.00	6,867,590.00	0.00			1,000,000,000.00
							Sub-total	43,971,119.99	0.00	37,103,529.99	0.00	1,000,000,000.00
21	1144 ka	2069/12/14	2070/12/11	0	1,800,000,000.00		1,800,000,000.00	66,894,370.00	0.00	66,894,370.00		1,800,000,000.00
	1196 ka	2070/12/11	2071/12/10	0	1,800,000,000.00		1,800,000,000.00	12,316,430.00	0.00			1,800,000,000.00
							Sub-total	79,210,800.00	0.00	66,894,370.00	0.00	1,800,000,000.00
22	1145 ka	2069/12/20	2070/12/18	0	1,962,500,000.00		1,962,500,000.00	78,973,042.50	0.00	78,973,042.50		1,962,500,000.00
	1197 ka	2070/12/18	2071/12/17	0	1,962,500,000.00		1,962,500,000.00	13,030,592.50	0.00			1,962,500,000.00
							Sub-total	92,003,635.00	0.00	78,973,042.50	0.00	1,962,500,000.00
23	1146 ka	2069/12/27	2070/12/25	0	360,000,000.00		360,000,000.00	15,536,620.00	0.00	15,536,620.00		360,000,000.00
	1198 ka	2070/12/25	2071/12/24	0	360,000,000.00		360,000,000.00	2,357,140.00	0.00			360,000,000.00
							Sub-total	17,893,760.00	0.00	15,536,620.00	0.00	360,000,000.00
24	1151 ka	2070/01/30	2071/01/30	0	1,290,000,000.00		1,290,000,000.00	51,044,735.00	0.00	51,044,735.00		1,290,000,000.00
	1203 ka	2071/01/30	2072/01/29	0	1,290,000,000.00		1,290,000,000.00	8,257,979.99	0.00			1,290,000,000.00
							Sub-total	59,302,714.99	0.00	51,044,735.00	0.00	1,290,000,000.00

Government of Nepal
Ministry of Finance
Financial Comptroller General Office
Debt Management Section
Financial Statement of Domestic Borrowing (Loanwise)

Fiscal Year: 2070/71

Treasury Bills

S.N.	Loan Code	Date Of Issue	Date Of Payment	Interest Rate %	Opening loan balance	New loan issue in current Fiscal Year	Total Loan	Discount/ Interest	Adjustment	Payment during current fiscal year		Outstanding loan upto the end of current Fiscal Year
										Interest	Principal	
Treasury Bills-364 days discount based												
25	1150ka	2070/03/04	2071/03/03	0	3,300,000,000.00		3,300,000,000.00	74,084,265.00	0.00	74,084,265.00		3,300,000,000.00
	1208ka	2071/03/03	2072/03/01	0	3,300,000,000.00		3,300,000,000.00	23,945,130.99	0.00			3,300,000,000.00
				Sub-total	3,300,000,000.00	0.00	3,300,000,000.00	98,029,404.99	0.00	98,029,404.99	0.00	3,300,000,000.00
26	1157ka	2070/03/11	2071/03/10	0	3,736,700,000.00		3,736,700,000.00	69,077,586.50	0.00	69,077,586.50		3,736,700,000.00
	1209ka	2071/03/10	2072/03/08	0	3,736,700,000.00		3,736,700,000.00	28,494,894.40	0.00			3,736,700,000.00
				Sub-total	3,736,700,000.00	0.00	3,736,700,000.00	97,572,480.90	0.00	97,572,480.90	0.00	3,736,700,000.00
27	1158ka	2070/03/18	2071/03/17	0	12,917,600,000.00		12,917,600,000.00	377,435,232.70	0.00	377,435,232.70		12,917,600,000.00
	1210ka	2071/03/17	2072/03/15	0	12,917,600,000.00		12,917,600,000.00	100,427,870.30	0.00			12,917,600,000.00
				Sub-total	12,917,600,000.00	0.00	12,917,600,000.00	477,863,103.00	0.00	477,863,103.00	0.00	12,917,600,000.00
28	1133 ka	2069/09/24	2070/09/23	0	1,000,000,000.00		1,000,000,000.00	24,220,960.00	0.00	24,220,960.00		1,000,000,000.00
	1185ka	2070/09/23	2071/09/22	0	1,000,000,000.00		1,000,000,000.00	10,394,830.00	0.00			1,000,000,000.00
				Sub-total	1,000,000,000.00	0.00	1,000,000,000.00	34,615,790.00	0.00	34,615,790.00	0.00	1,000,000,000.00
29	1159ka	2070/03/25	2071/03/24	0	8,000,000,000.00		8,000,000,000.00	217,161,110.00	0.00	217,161,110.00	4,000,000,000.00	3,782,838,890.00
	1211ka	2071/03/24	2072/03/22	0	4,000,000,000.00		4,000,000,000.00	18,307,600.00	217,161,110.00			4,217,161,110.00
				Sub-total	8,000,000,000.00	0.00	8,000,000,000.00	235,468,710.00	217,161,110.00	217,161,110.00	4,000,000,000.00	4,217,161,110.00
30	1115 ka	2069/05/19	2070/05/18	0	1,000,000,000.00		1,000,000,000.00	11,496,150.00	0.00	11,496,150.00		1,000,000,000.00
	1167ka	2070/05/18	2071/05/17	0	1,000,000,000.00		1,000,000,000.00	9,918,640.00	0.00			1,000,000,000.00
				Sub-total	1,000,000,000.00	0.00	1,000,000,000.00	21,414,790.00	0.00	21,414,790.00	0.00	1,000,000,000.00

Government of Nepal
Ministry of Finance
Financial Comptroller General Office
Debt Management Section

Financial Statement of Domestic Borrowing (Loanwise)

Fiscal Year: 2070/71

Treasury Bills

S.N.	Loan Code	Date Of Issue	Date Of Payment	Interest Rate %	Opening loan balance	New loan issue in current Fiscal Year	Total Loan	Discount/ Interest	Adjustment	Payment during current fiscal year		Outstanding loan upto the end of current Fiscal Year
										Interest	Principal	
Treasury Bills-364 days discount based												
31	1139 ka	2069/11/08	2070/11/06	0	1,000,000,000.00	0.00	1,000,000,000.00	39,199,540.00	0.00	39,199,540.00	0.00	1,000,000,000.00
	1191 ka	2070/11/06	2071/11/05	0	1,000,000,000.00	0.00	1,000,000,000.00	9,572,000.00	0.00	9,572,000.00	0.00	1,000,000,000.00
				Sub-total	1,000,000,000.00	0.00	1,000,000,000.00	48,771,540.00	0.00	48,771,540.00	0.00	1,000,000,000.00
				Total of Treasury Bills-364 days discount based	50,611,800,000.00	0.00	50,611,800,000.00	1,680,114,168.86	217,161,110.00	1,897,275,306.68	4,000,000,000.00	46,611,800,000.00
				Total of 364 days treasury bills	72,080,732,510.25	0.00	72,080,732,510.25	2,891,906,595.47	217,161,110.00	3,009,071,806.49	4,000,000,000.00	68,080,732,510.25
Treasury Bills-182 days discount based												
32	152 ka	2069/11/29	2070/05/25	0	525,000,000.00	0.00	525,000,000.00	10,406,515.00	0.00	10,406,515.00	0.00	525,000,000.00
	164 ka	2070/05/25	2070/11/27	0	525,000,000.00	0.00	525,000,000.00	1,076,890.00	0.00	1,076,890.00	0.00	525,000,000.00
	176 ka	2070/11/27	2071/05/24	0	525,000,000.00	0.00	525,000,000.00	816,350.00	0.00	816,350.00	0.00	525,000,000.00
				Sub-total	525,000,000.00	0.00	525,000,000.00	12,299,755.00	0.00	12,299,755.00	0.00	525,000,000.00
33	153 ka	2069/12/06	2070/06/01	0	500,000,000.00	0.00	500,000,000.00	9,563,910.00	0.00	9,563,910.00	0.00	500,000,000.00
	165 ka	2070/06/01	2070/12/04	0	500,000,000.00	0.00	500,000,000.00	1,154,180.00	0.00	1,154,180.00	0.00	500,000,000.00
	177 ka	2070/12/04	2071/05/31	0	500,000,000.00	0.00	500,000,000.00	929,760.00	0.00	929,760.00	0.00	500,000,000.00
				Sub-total	500,000,000.00	0.00	500,000,000.00	11,647,850.00	0.00	11,647,850.00	0.00	500,000,000.00
34	154 ka	2069/12/13	2070/06/08	0	500,000,000.00	0.00	500,000,000.00	8,579,960.00	0.00	8,579,960.00	0.00	500,000,000.00
	166 ka	2070/06/08	2070/12/11	0	500,000,000.00	0.00	500,000,000.00	1,017,969.99	0.00	1,017,969.99	0.00	500,000,000.00
	178 ka	2070/12/11	2071/06/07	0	500,000,000.00	0.00	500,000,000.00	476,600.00	0.00	476,600.00	0.00	500,000,000.00
				Sub-total	500,000,000.00	0.00	500,000,000.00	10,074,529.99	0.00	10,074,529.99	0.00	500,000,000.00

Government of Nepal
Ministry of Finance
Financial Comptroller General Office
Debt Management Section

Financial Statement of Domestic Borrowing (Loanwise)

Fiscal Year: 2070/71

Treasury Bills

S.N.	Loan Code	Date Of Issue	Date Of Payment	Interest Rate %	Opening loan balance	New loan issue in current Fiscal Year	Total Loan	Discount/ Interest	Adjustment	Payment during current fiscal year		Outstanding loan upto the end of current Fiscal Year
										Interest	Principal	
Treasury Bills-182 days discount based												
35	155ka	2069/12/20	2070/06/15	0	300,000,000.00		300,000,000.00	5,594,710.00	0.00	5,594,710.00	0.00	300,000,000.00
	167ka	2070/06/15	2070/12/18	0	300,000,000.00		300,000,000.00	572,785.50	0.00	572,785.50	0.00	300,000,000.00
	179ka	2070/12/18	2071/06/14	0	300,000,000.00		300,000,000.00	299,199.99	0.00	299,199.99	0.00	300,000,000.00
			Sub-total		300,000,000.00	0.00	300,000,000.00	6,466,695.49	0.00	6,167,495.50	0.00	300,000,000.00
36	158ka	2070/02/21	2070/08/18	0	4,500,000,000.00		4,500,000,000.00	59,861,533.00	0.00	59,861,533.00	0.00	4,500,000,000.00
	170ka	2070/08/18	2071/02/20	0	4,500,000,000.00		4,500,000,000.00	9,598,860.00	0.00	9,598,860.00	0.00	4,500,000,000.00
	182ka	2071/02/20	2071/08/16	0	4,500,000,000.00		4,500,000,000.00	9,160,270.00	0.00	9,160,270.00	0.00	4,500,000,000.00
			Sub-total		4,500,000,000.00	0.00	4,500,000,000.00	78,620,663.00	0.00	69,460,393.00	0.00	4,500,000,000.00
37	159ka	2070/02/28	2070/08/25	0	2,500,000,000.00		2,500,000,000.00	24,704,527.50	0.00	24,704,527.50	0.00	2,500,000,000.00
	171ka	2070/08/25	2071/02/27	0	2,500,000,000.00		2,500,000,000.00	6,961,780.00	0.00	6,961,780.00	0.00	2,500,000,000.00
	183ka	2071/02/27	2071/08/23	0	2,500,000,000.00		2,500,000,000.00	5,033,770.00	0.00	5,033,770.00	0.00	2,500,000,000.00
			Sub-total		2,500,000,000.00	0.00	2,500,000,000.00	36,700,077.50	0.00	31,666,307.50	0.00	2,500,000,000.00
38	160ka	2070/03/04	2070/09/02	0	3,150,000,000.00		3,150,000,000.00	26,911,915.00	0.00	26,911,915.00	0.00	3,150,000,000.00
	172ka	2070/09/02	2071/03/03	0	3,150,000,000.00		3,150,000,000.00	13,568,130.00	0.00	13,568,130.00	0.00	3,150,000,000.00
	184ka	2071/03/03	2071/09/01	0	3,150,000,000.00		3,150,000,000.00	6,500,500.00	0.00	6,500,500.00	0.00	3,150,000,000.00
			Sub-total		3,150,000,000.00	0.00	3,150,000,000.00	46,980,545.00	0.00	40,480,045.00	0.00	3,150,000,000.00
39	161ka	2070/03/11	2070/09/09	0	2,650,750,000.00		2,650,750,000.00	18,190,659.50	0.00	18,190,659.50	0.00	2,650,750,000.00
	173ka	2070/09/09	2071/03/10	0	2,650,750,000.00		2,650,750,000.00	12,509,852.50	0.00	12,509,852.50	0.00	2,650,750,000.00
	185ka	2071/03/10	2071/09/08	0	2,650,750,000.00		2,650,750,000.00	5,611,853.75	0.00	5,611,853.75	0.00	2,650,750,000.00
			Sub-total		2,650,750,000.00	0.00	2,650,750,000.00	36,312,365.75	0.00	30,700,512.00	0.00	2,650,750,000.00

Government of Nepal
Ministry of Finance
Financial Comptroller General Office
Debt Management Section
Financial Statement of Domestic Borrowing (Loanwise)

Fiscal Year: 2070/71

Treasury Bills

S.N.	Loan Code	Date Of Issue	Date Of Payment	Interest Rate %	Opening loan balance	New loan issue in current Fiscal Year	Total Loan	Discount/ Interest	Adjustment	Payment during current fiscal year		Outstanding loan upto the end of current Fiscal Year
										Interest	Principal	
Treasury Bills-182 days discount based												
40	151ka	2069/11/08	2070/05/04	0	1,500,000,000.00	0.00	1,500,000,000.00	5,887,330.00	0.00	32,434,930.00	0.00	1,500,000,000.00
	163ka	2070/05/04	2070/11/06	0	1,500,000,000.00	0.00	1,500,000,000.00	5,887,330.00	0.00	5,887,330.00	0.00	1,500,000,000.00
	175ka	2070/11/06	2071/05/03	0	1,500,000,000.00	0.00	1,500,000,000.00	4,495,710.00	0.00	0.00	0.00	1,500,000,000.00
			Sub-total		1,500,000,000.00	0.00	1,500,000,000.00	16,270,370.00	0.00	38,322,260.00	0.00	1,500,000,000.00
41	156ka	2070/01/10	2070/07/05	0	2,250,000,000.00	0.00	2,250,000,000.00	56,068,838.10	0.00	56,068,838.10	0.00	2,250,000,000.00
	168ka	2070/07/05	2071/01/09	0	2,250,000,000.00	0.00	2,250,000,000.00	2,441,050.00	0.00	2,441,050.00	0.00	2,250,000,000.00
	180ka	2071/01/09	2071/07/04	0	2,250,000,000.00	0.00	2,250,000,000.00	1,415,690.00	0.00	0.00	0.00	2,250,000,000.00
			Sub-total		2,250,000,000.00	0.00	2,250,000,000.00	59,925,568.10	0.00	58,509,878.10	0.00	2,250,000,000.00
42	157ka	2070/02/07	2070/08/04	0	1,283,425,000.00	0.00	1,283,425,000.00	22,714,293.15	0.00	22,714,293.15	0.00	1,283,425,000.00
	169ka	2070/08/04	2071/02/06	0	1,283,425,000.00	0.00	1,283,425,000.00	2,412,706.05	0.00	2,412,706.05	0.00	1,283,425,000.00
	181ka	2071/02/06	2071/08/02	0	1,283,425,000.00	0.00	1,283,425,000.00	1,699,751.95	0.00	0.00	0.00	1,283,425,000.00
			Sub-total		1,283,425,000.00	0.00	1,283,425,000.00	26,826,751.15	0.00	25,126,999.20	0.00	1,283,425,000.00
43	162ka	2070/03/18	2070/09/16	0	3,000,000,000.00	0.00	3,000,000,000.00	24,781,484.50	0.00	24,781,484.50	0.00	3,000,000,000.00
	174ka	2070/09/16	2071/03/17	0	3,000,000,000.00	0.00	3,000,000,000.00	14,609,649.99	0.00	14,609,649.99	0.00	3,000,000,000.00
			Sub-total		3,000,000,000.00	0.00	3,000,000,000.00	39,391,134.49	0.00	39,391,134.49	2,985,390,350.01	3,024,781,484.50
Total of Treasury Bills-182 days discount based												
							22,659,175,000.00	381,516,305.47	0.00	371,624,449.78	2,985,390,350.01	3,357,014,799.79
Total of 182 days treasury bills							22,659,175,000.00	381,516,305.47	0.00	371,624,449.78	2,985,390,350.01	3,357,014,799.79
							19,659,175,000.00	19,659,175,000.00	0.00	19,659,175,000.00	19,659,175,000.00	19,659,175,000.00

Government of Nepal
 Ministry of Finance
 Financial Comptroller General Office
 Debt Management Section

Financial Statement of Domestic Borrowing (Loanwise)

Fiscal Year: 2070/71

Treasury Bills

S.N.	LoanCode	Date Of Issue	Date Of Payment	Interest Rate %	Opening loan balance	New loan issue in current Fiscal Year	Total Loan	Discount/ Interest	Adjustment	Payment during current fiscal year		Outstanding loan upto the end of current Fiscal Year
										Interest	Principal	
Treasury Bills-91 days discount based												
44	1147	20700103	20700401	0	500,000,000.00		500,000,000.00	5,838,130.00	0.00	5,838,130.00		500,000,000.00
	1160	20700401	20700629	0	500,000,000.00		500,000,000.00	374,750.00	0.00	374,750.00		500,000,000.00
	1173	20700629	20700930	0	500,000,000.00		500,000,000.00	29,600.00	0.00	29,600.00		500,000,000.00
	1186	20700930	20710102	0	500,000,000.00		500,000,000.00	462,500.00	0.00	462,500.00		500,000,000.00
	1199	20710102	20710331	0	500,000,000.00		500,000,000.00	58,400.00	0.00	58,400.00		500,000,000.00
	1212	20710331	20710628	0	-9,500,000,000.00	10,000,000,000.00	500,000,000.00	10,499.99	0.00	10,499.99	0.00	500,000,000.00
				Sub-total	500,000,000.00	10,000,000,000.00	10,500,000,000.00	6,773,879.99	0.00	6,773,880.00	0.00	10,500,000,000.00
45	1148	20700110	20700408	0	3,000,000,000.00		3,000,000,000.00	34,558,231.00	0.00	34,558,231.00		3,000,000,000.00
	1161	20700408	20700705	0	3,000,000,000.00		3,000,000,000.00	2,490,670.00	0.00	2,490,670.00		3,000,000,000.00
	1174	20700705	20701007	0	3,000,000,000.00		3,000,000,000.00	293,450.00	0.00	293,450.00		3,000,000,000.00
	1187	20701007	20710109	0	3,000,000,000.00		3,000,000,000.00	2,680,710.00	0.00	2,680,710.00		3,000,000,000.00
	1200	20710109	20710406	0	3,000,000,000.00		3,000,000,000.00	335,020.00	0.00	335,020.00		3,000,000,000.00
				Sub-total	3,000,000,000.00	0.00	3,000,000,000.00	40,358,081.00	0.00	40,358,081.00	0.00	3,000,000,000.00
46	1149	20700117	20700415	0	500,000,000.00		500,000,000.00	5,136,870.00	0.00	5,136,870.00		500,000,000.00
	1162	20700415	20700712	0	500,000,000.00		500,000,000.00	292,170.00	0.00	292,170.00		500,000,000.00
	1175	20700712	20701014	0	500,000,000.00		500,000,000.00	32,374.99	0.00	32,374.99		500,000,000.00
	1188	20701014	20710116	0	500,000,000.00		500,000,000.00	188,300.00	0.00	188,300.00		500,000,000.00
	1201	20710116	20710413	0	500,000,000.00		500,000,000.00	46,902.50	0.00	46,902.50		500,000,000.00
				Sub-total	500,000,000.00	0.00	500,000,000.00	5,696,617.49	0.00	5,696,617.49	0.00	500,000,000.00

Government of Nepal
Ministry of Finance
Financial Comptroller General Office
Debt Management Section
Financial Statement of Domestic Borrowing (Loanwise)

Fiscal Year: 2070/71

Treasury Bills

S.N.	LoanCode	Date Of Issue	Date Of Payment	Interest Rate %	Opening loan balance	New loan issue in current Fiscal Year	Total Loan	Discount/ Interest	Adjustment	Payment during current fiscal year		Outstanding loan upto the end of current Fiscal Year
										Interest	Principal	
Treasury Bills-01 (up to discount based)												
47	1150	2070/01/24	2070/04/22	0	2,000,000,000.00	2,000,000,000.00	2,000,000,000.00	21,422,065.00	0.00	21,422,065.00	21,422,065.00	2,000,000,000.00
	1163	2070/04/22	2070/07/19	0	2,000,000,000.00	2,000,000,000.00	2,000,000,000.00	901,627.50	0.00	901,627.50	901,627.50	2,000,000,000.00
	1176	2070/07/19	2070/10/21	0	2,000,000,000.00	2,000,000,000.00	2,000,000,000.00	101,000.00	0.00	101,000.00	101,000.00	2,000,000,000.00
	1189	2070/10/21	2071/01/23	0	2,000,000,000.00	2,000,000,000.00	2,000,000,000.00	616,460.00	0.00	616,460.00	616,460.00	2,000,000,000.00
	1202	2071/01/23	2071/04/20	0	2,000,000,000.00	2,000,000,000.00	2,000,000,000.00	197,190.00	0.00	197,190.00	197,190.00	2,000,000,000.00
					Sub-total	2,000,000,000.00	2,000,000,000.00	23,238,342.50	0.00	23,041,152.50	0.00	23,041,152.50
48	1151	2070/01/31	2070/04/29	0	850,000,000.00	850,000,000.00	850,000,000.00	8,556,809.99	0.00	8,556,809.99	8,556,809.99	850,000,000.00
	1164	2070/04/29	2070/07/26	0	850,000,000.00	850,000,000.00	850,000,000.00	301,850.00	0.00	301,850.00	301,850.00	850,000,000.00
	1177	2070/07/26	2070/10/28	0	850,000,000.00	850,000,000.00	850,000,000.00	38,655.00	0.00	38,655.00	38,655.00	850,000,000.00
	1190	2070/10/28	2071/01/30	0	850,000,000.00	850,000,000.00	850,000,000.00	226,999.99	0.00	226,999.99	226,999.99	850,000,000.00
	1203	2071/01/30	2071/04/27	0	850,000,000.00	850,000,000.00	850,000,000.00	73,432.49	0.00	73,432.49	73,432.49	850,000,000.00
					Sub-total	850,000,000.00	850,000,000.00	9,197,747.47	0.00	9,124,314.98	0.00	9,124,314.98
49	1152	2070/02/07	2070/05/04	0	4,980,000,000.00	4,980,000,000.00	4,980,000,000.00	44,204,803.00	0.00	44,204,803.00	44,204,803.00	4,980,000,000.00
	1165	2070/05/04	2070/08/04	0	4,980,000,000.00	4,980,000,000.00	4,980,000,000.00	2,086,740.00	0.00	2,086,740.00	2,086,740.00	4,980,000,000.00
	1178	2070/08/04	2070/11/06	0	4,980,000,000.00	4,980,000,000.00	4,980,000,000.00	210,410.00	0.00	210,410.00	210,410.00	4,980,000,000.00
	1191	2070/11/06	2071/02/06	0	4,980,000,000.00	4,980,000,000.00	4,980,000,000.00	1,241,490.00	0.00	1,241,490.00	1,241,490.00	4,980,000,000.00
	1204	2071/02/06	2071/05/03	0	4,980,000,000.00	4,980,000,000.00	4,980,000,000.00	3,071,802.65	0.00	3,071,802.65	3,071,802.65	4,980,000,000.00
					Sub-total	4,980,000,000.00	4,980,000,000.00	50,815,245.65	0.00	47,743,443.00	0.00	47,743,443.00

Government of Nepal
 Ministry of Finance
 Financial Comptroller General Office
 Debt Management Section

Financial Statement of Domestic Borrowing (Loanwise)

Fiscal Year: 2070/71

Treasury Bills

S.N.	LoanCode	Date Of Issue	Date Of Payment	Interest Rate %	Opening loan balance	New loan issue in current Fiscal Year	Total Loan	Discount/ Interest	Adjustment	Payment during current fiscal year		Outstanding loan upto the end of current Fiscal Year
										Interest	Principal	
Treasury Bills-91 days discount based												
50	1153	20700214	20700511	0	2,250,000,000.00		2,250,000,000.00	16,228,694.00	0.00	16,228,694.00		2,250,000,000.00
	1166	20700511	20700811	0	2,250,000,000.00		2,250,000,000.00	923,512.50	0.00	923,512.50		2,250,000,000.00
	1179	20700811	20701113	0	2,250,000,000.00		2,250,000,000.00	92,305.00	0.00	92,305.00		2,250,000,000.00
	1192	20701113	20710213	0	2,250,000,000.00		2,250,000,000.00	470,785.00	0.00	470,785.00		2,250,000,000.00
	1205	20710213	20710510	0	2,250,000,000.00		2,250,000,000.00	243,460.00	0.00			2,250,000,000.00
					Sub-total		2,250,000,000.00	17,988,756.50	0.00	17,988,756.50	0.00	2,250,000,000.00
51	1155	20700228	20700525	0	4,130,000,000.00		4,130,000,000.00	15,068,581.50	0.00	15,068,581.50		4,130,000,000.00
	1168	20700525	20700825	0	4,130,000,000.00		4,130,000,000.00	984,936.00	0.00	984,936.00		4,130,000,000.00
	1181	20700825	20701127	0	4,130,000,000.00		4,130,000,000.00	1,983,429.00	0.00	1,983,429.00		4,130,000,000.00
	1194	20701127	20710227	0	4,130,000,000.00		4,130,000,000.00	472,312.00	0.00	472,312.00		4,130,000,000.00
	1207	20710227	20710524	0	4,130,000,000.00		4,130,000,000.00	492,841.00	0.00			4,130,000,000.00
					Sub-total		4,130,000,000.00	19,002,099.50	0.00	18,509,258.50	0.00	4,130,000,000.00
52	1156	20700304	20700601	0	4,500,000,000.00		4,500,000,000.00	14,269,855.50	0.00	14,269,855.50		4,500,000,000.00
	1169	20700601	20700902	0	4,500,000,000.00		4,500,000,000.00	907,710.00	0.00	907,710.00		4,500,000,000.00
	1182	20700902	20701204	0	4,500,000,000.00		4,500,000,000.00	4,728,840.00	0.00	4,728,840.00		4,500,000,000.00
	1195	20701204	20710303	0	4,500,000,000.00		4,500,000,000.00	652,690.00	0.00	652,690.00		4,500,000,000.00
	1208	20710303	20710531	0	4,500,000,000.00		4,500,000,000.00	541,440.00	0.00			4,500,000,000.00
					Sub-total		4,500,000,000.00	21,100,535.50	0.00	20,559,095.50	0.00	4,500,000,000.00

Government of Nepal
 Ministry of Finance
 Financial Comptroller General Office
 Debt Management Section

Financial Statement of Domestic Borrowing (Loanwise)

Fiscal Year: 2070/71

Treasury Bills

S.N.	LoanCode	Date Of Issue	Date Of Payment	Interest Rate %	Opening loan balance	New loan issue in current Fiscal Year	Total Loan	Discount/ Interest	Adjustment	Payment during current fiscal year		Outstanding loan upto the end of current Fiscal Year
										Interest	Principal	
Treasury Bills-91 days discount based												
53	1157	2070/03/11	2070/06/08	0	3,230,000,000.00	0.00	3,230,000,000.00	7,606,585.00	0.00	7,606,585.00	0.00	3,230,000,000.00
	1170	2070/06/08	2070/09/09	0	3,230,000,000.00	0.00	3,230,000,000.00	549,960.00	0.00	549,960.00	0.00	3,230,000,000.00
	1183	2070/09/09	2070/12/11	0	3,230,000,000.00	0.00	3,230,000,000.00	3,725,659.99	0.00	3,725,659.99	0.00	3,230,000,000.00
	1196	2070/12/11	2071/03/10	0	3,230,000,000.00	0.00	3,230,000,000.00	464,925.80	0.00	464,925.80	0.00	3,230,000,000.00
	1209	2071/03/10	2071/06/07	0	3,230,000,000.00	0.00	3,230,000,000.00	374,295.00	0.00	374,295.00	0.00	3,230,000,000.00
				Sub-total	3,230,000,000.00	0.00	3,230,000,000.00	12,721,423.79	0.00	12,347,130.79	0.00	3,230,000,000.00
54	1159	2070/03/25	2070/06/22	0	6,060,000,000.00	0.00	6,060,000,000.00	16,447,200.00	0.00	16,447,200.00	0.00	6,060,000,000.00
	1172	2070/06/22	2070/09/23	0	6,060,000,000.00	0.00	6,060,000,000.00	981,620.00	0.00	981,620.00	0.00	6,060,000,000.00
	1185	2070/09/23	2070/12/26	0	6,060,000,000.00	0.00	6,060,000,000.00	7,164,305.00	0.00	7,164,305.00	0.00	6,060,000,000.00
	1198	2070/12/26	2071/03/24	0	6,060,000,000.00	0.00	6,060,000,000.00	914,460.00	0.00	914,460.00	0.00	6,060,000,000.00
	1211	2071/03/24	2071/06/21	0	3,060,000,000.00	0.00	3,060,000,000.00	70,170.00	0.00	70,170.00	0.00	3,060,000,000.00
				Sub-total	6,060,000,000.00	0.00	6,060,000,000.00	25,577,785.00	914,460.00	25,507,585.00	3,000,000,000.00	3,060,000,000.00
55	1154	2070/02/21	2070/05/18	0	228,200,000.00	0.00	228,200,000.00	1,134,935.00	0.00	1,134,935.00	0.00	228,200,000.00
	1167	2070/05/18	2070/08/18	0	228,200,000.00	0.00	228,200,000.00	61,074.00	0.00	61,074.00	0.00	228,200,000.00
	1180	2070/08/18	2070/11/20	0	228,200,000.00	0.00	228,200,000.00	9,535.00	0.00	9,535.00	0.00	228,200,000.00
	1193	2070/11/20	2071/02/20	0	228,200,000.00	0.00	228,200,000.00	13,785.00	0.00	13,785.00	0.00	228,200,000.00
	1206	2071/02/20	2071/05/17	0	228,200,000.00	0.00	228,200,000.00	26,654.99	0.00	26,654.99	0.00	228,200,000.00
				Sub-total	228,200,000.00	0.00	228,200,000.00	1,245,983.99	0.00	1,219,329.00	0.00	228,200,000.00

Government of Nepal
 Ministry of Finance
 Financial Comptroller General Office
 Debt Management Section

Financial Statement of Domestic Borrowing (Loanwise)

Fiscal Year: 2070/71

Treasury Bills

S.N.	Loan Code	Date Of Issue	Date Of Payment	Interest Rate %	Opening loan balance	New loan issue in current Fiscal Year	Total Loan	Discount/ Interest	Adjustment	Payment during current fiscal year		Outstanding loan upto the end of current Fiscal Year
										Interest	Principal	
Treasury Bills-91 days discount based												
56	1158	207003/18	207006/15	0	6,000,000,000.00		6,000,000,000.00	20,610,869.50	0.00	20,610,869.50		6,000,000,000.00
	1171	207006/15	207009/16	0	6,000,000,000.00		6,000,000,000.00	1,059,899.98	0.00	1,059,899.98		6,000,000,000.00
	1184	207009/16	207012/18	0	6,000,000,000.00		6,000,000,000.00	7,718,530.00	0.00	7,718,530.00		6,000,000,000.00
	1197	207012/18	207103/17	0	6,000,000,000.00		6,000,000,000.00	894,690.00	0.00	894,690.00		6,000,000,000.00
	1210	207103/17	207106/14	0	6,000,000,000.00		6,000,000,000.00	684,772.00	0.00	684,772.00		6,000,000,000.00
				Sub-total	6,000,000,000.00	0.00	6,000,000,000.00	30,968,761.48	0.00	30,283,989.48	0.00	6,000,000,000.00
Total of Treasury Bills-91 days discount based												
					38,228,200,000.00	10,000,000,000.00	48,228,200,000.00	264,655,229.86	914,460.00	258,486,751.24	3,000,000,000.00	45,228,200,000.00
Total of 91 days treasury bills												
					38,228,200,000.00	10,000,000,000.00	48,228,200,000.00	264,655,229.86	914,460.00	258,486,751.24	3,000,000,000.00	45,228,200,000.00

Government of Nepal
Ministry of Finance
Financial Comptroller General Office
Debt Management Section
Financial Statement of Domestic Borrowing (Loanwise)

Fiscal Year: 2070/71

Treasury Bills

S.N.	Loan Code	Date Of Issue	Date Of Payment	Interest Rate %	Opening loan balance	New loan issue in current Fiscal Year	Total Loan	Discount/Interest	Adjustment	Payment during current fiscal year		Outstanding loan upto the end of current Fiscal Year
										Interest	Principal	
57												
	<i>Treasury Bills-28 days discount based</i>											
201	20700311	20700408	0	0	500,000,000.00		500,000,000.00	51,500.00	0.00	51,500.00		500,000,000.00
203	20700408	20700504	0	0	500,000,000.00		500,000,000.00	33,900.00	0.00	33,900.00		500,000,000.00
205	20700504	20700601	0	0	500,000,000.00		500,000,000.00	38,700.00	0.00	38,700.00		500,000,000.00
207	20700601	20700629	0	0	500,000,000.00		500,000,000.00	25,000.00	0.00	25,000.00		500,000,000.00
209	20700629	20700726	0	0	500,000,000.00		500,000,000.00	4,250.00	0.00	4,250.00		500,000,000.00
211	20700726	20700825	0	0	500,000,000.00		500,000,000.00	3,920.00	0.00	3,920.00		500,000,000.00
213	20700825	20700902	0	0	500,000,000.00		500,000,000.00	6,049.98	0.00	6,049.98		500,000,000.00
215	20700902	20701021	0	0	500,000,000.00		500,000,000.00	64,900.00	0.00	64,900.00		500,000,000.00
217	20701021	20701120	0	0	500,000,000.00		500,000,000.00	33,800.00	0.00	33,800.00		500,000,000.00
219	20701120	20701218	0	0	500,000,000.00		500,000,000.00	6,000.00	0.00	6,000.00		500,000,000.00
221	20701218	20710116	0	0	500,000,000.00		500,000,000.00	6,990.00	0.00	6,990.00		500,000,000.00
223	20710116	20710213	0	0	500,000,000.00		500,000,000.00	4,400.00	0.00	4,400.00		500,000,000.00
225	20710213	20710310	0	0	500,000,000.00		500,000,000.00	12,300.00	0.00	12,300.00		500,000,000.00
227	20710310	20710406	0	0	500,000,000.00		500,000,000.00	4,000.00	0.00	4,000.00		500,000,000.00
					Sub-total		500,000,000.00	295,709.98	0.00	295,709.98	0.00	500,000,000.00

Government of Nepal
Ministry of Finance
Financial Comptroller General Office
Debt Management Section
Financial Statement of Domestic Borrowing (Loanwise)

Fiscal Year: 2070/71

Treasury Bills

S.N.	LoanCode	Date Of Issue	Date Of Payment	Interest Rate %	Opening loan balance	New loan issue in current Fiscal Year	Total Loan	Discount/ Interest	Adjustment	Payment during current fiscal year		Outstanding loan upto the end of current Fiscal Year	
										Interest	Principal		Total
Treasury Bills-28 days discount based													
58	202	207003/18	207004/15	0	3,000,000,000.00	0.00	3,000,000,000.00	1,436,570.00	0.00	1,436,570.00	0.00	1,436,570.00	3,000,000,000.00
	204	207004/15	207005/11	0	3,000,000,000.00	0.00	3,000,000,000.00	324,000.00	0.00	324,000.00	0.00	324,000.00	3,000,000,000.00
	206	207005/11	207006/08	0	3,000,000,000.00	0.00	3,000,000,000.00	221,900.00	0.00	221,900.00	0.00	221,900.00	3,000,000,000.00
	208	207006/08	207007/05	0	3,000,000,000.00	0.00	3,000,000,000.00	100,700.00	0.00	100,700.00	0.00	100,700.00	3,000,000,000.00
	210	207007/05	207008/04	0	3,000,000,000.00	0.00	3,000,000,000.00	42,149.99	0.00	42,149.99	0.00	42,149.99	3,000,000,000.00
	212	207008/04	207009/02	0	3,000,000,000.00	0.00	3,000,000,000.00	22,510.00	0.00	22,510.00	0.00	22,510.00	3,000,000,000.00
	214	207009/02	207009/30	0	3,000,000,000.00	0.00	3,000,000,000.00	845,650.00	0.00	845,650.00	0.00	845,650.00	3,000,000,000.00
	216	207009/30	207010/28	0	3,000,000,000.00	0.00	3,000,000,000.00	314,770.00	0.00	314,770.00	0.00	314,770.00	3,000,000,000.00
	218	207010/28	207011/27	0	3,000,000,000.00	0.00	3,000,000,000.00	173,209.99	0.00	173,209.99	0.00	173,209.99	3,000,000,000.00
	220	207011/27	207012/26	0	3,000,000,000.00	0.00	3,000,000,000.00	61,300.00	0.00	61,300.00	0.00	61,300.00	3,000,000,000.00
	222	207012/26	207101/23	0	3,000,000,000.00	0.00	3,000,000,000.00	36,600.00	0.00	36,600.00	0.00	36,600.00	3,000,000,000.00
	224	207101/23	207102/20	0	3,000,000,000.00	0.00	3,000,000,000.00	26,650.00	0.00	26,650.00	0.00	26,650.00	3,000,000,000.00
	226	207102/20	207103/17	0	3,000,000,000.00	0.00	3,000,000,000.00	85,570.00	0.00	85,570.00	0.00	85,570.00	3,000,000,000.00
	228	207103/17	207104/13	0	3,000,000,000.00	0.00	3,000,000,000.00	20,250.00	0.00	20,250.00	0.00	20,250.00	3,000,000,000.00
				Sub-total	3,000,000,000.00	0.00	3,000,000,000.00	3,714,829.98	0.00	3,691,579.98	0.00	3,691,579.98	3,000,000,000.00
Total of Treasury Bills-28 days discount based													
					3,500,000,000.00	0.00	3,500,000,000.00	4,007,539.96	0.00	3,983,289.96	0.00	3,983,289.96	3,500,000,000.00
Total of 28 days treasury bills													
					136,468,107,510.25	0.00	136,468,107,510.25	3,542,085,670.76	218,075,570.00	2,593,854,877.47	9,985,390,350.01	12,579,245,227.48	136,468,107,510.25
Grand Total													

Government of Nepal
 Ministry of Finance
 Financial Comptroller General Office
 Debt Management Section
Financial Statement of Domestic Borrowing (Loanwise)

Fiscal Year: 2070/71

Rastriya Bachat Patra

S.N.	Loan Code	Date Of Issue	Date Of Payment	Interest Rate %	Opening loan balance	New loan issue in current Fiscal Year	Total Loan	Payment during current fiscal year		Adjustment	Outstanding loan upto the end of current Fiscal Year
								Interest	Principal		
1	2072	2067/10/06	2072/09/16	9.75	4,000,000,000.00		4,000,000,000.00	390,000,000.00	390,000,000.00	0	4,000,000,000.00
2	2073	2068/03/26	2073/03/26	10	6,680,000,000.00		6,680,000,000.00	668,000,000.00	668,000,000.00	0	6,680,000,000.00
3	2072ka	2068/12/29	2072/12/29	9	1,500,000,000.00		1,500,000,000.00	135,000,000.00	135,000,000.00	0	1,500,000,000.00
4	2073ka	2069/03/20	2073/03/20	9	3,500,000,000.00		3,500,000,000.00	315,000,000.00	315,000,000.00	0	3,500,000,000.00
5	2075	2070/09/18	2075/09/18	8	906,480,000.00	906,480,000.00	906,480,000.00	41,344,947.79	41,344,947.79	0	906,480,000.00
				Total	15,680,000,000.00	906,480,000.00	16,586,480,000.00	1,549,344,947.79	1,549,344,947.79	0	16,586,480,000.00

OFFICE OF THE FINANCIAL COMPTROLLER GENERAL
INVESTMENT SECTION

ANNEX 2.1.1

GOVERNMENT SHARE INVESTMENT IN VARIOUS ORGANIZATIONS- AS OF 2070/71 (ORGANIZATIONWISE)

AMOUNT NIS

S.N.	ORGANIZATIONS	L.F		ACT	SHARE TYPE	AUTHORIZED CAPITAL	TOTAL INVESTMENT AS OF 2069/70		INVESTMENT DURING 2070/71		ADJUSTMENT	TOTAL INVESTMENT AS OF 2070/71		DIVIDEND RECEIVED DURING 2070/71		SHARE CERTIFICATE SUBMITTED AS OF 2069/70		DIVIDEND RECEIVABLE	REMARKS
		OLD	NEW				AMOUNT	%	AMOUNT	%		AMOUNT	%	AMOUNT	%	AMOUNT	%		
1	Akashbank Bima Kesh	104	123	Miscellaneous	Ordinary	-	50,000,000.00	-	-	-	-	50,000,000.00	-	-	-	-	-	-	F
2	Asian Development Bank (ADB)	128			Ordinary	-	330,816,023.72	38,737,840.75	-	-	-	369,553,864.47	-	-	-	-	-	-	
3	Agriculture Dev Bank (C. S. P)	2	4	Special	Ordinary	-	1,000,000.00	-	-	-	-	1,000,000.00	-	-	-	-	-	-	
4	Agriculture Development Bank	1	1	Special	Ordinary	2,000,000,000.00	1,652,000,000.00	-	-	-	-	1,652,000,000.00	-	-	197,210,526.36	-	1,652,000,000.00	-	
5	Agriculture Development Bank	109	124	Special	PREFERENCE	-	6,436,800,000.00	-	-	-	-	6,436,800,000.00	-	-	2,210,526.32	-	-	-	
6	Agriculture Input Company Ltd.	3	5	Company	Ordinary	600,000,000.00	414,371,700.00	-	-	-	-	414,371,700.00	-	-	-	-	-	-	
7	Agriculture Lime Industry	4	6	Company	Ordinary	10,000,000.00	6,232,000.00	-	-	-	-	6,232,000.00	-	-	-	-	6,232,000.00	-	np/r
8	Agriculture Project Service Centre	5	125	Company	Ordinary	15,000,000.00	2,050,000.00	-	-	-	-	2,050,000.00	-	-	-	-	2,050,000.00	-	np/r
9	Agriculture Tools Factory	6	8	Company	Ordinary	30,000,000.00	23,521,681.00	-	-	-	-	23,521,681.00	-	-	-	-	19,820,000.00	-	
10	Bambali Leather Factory	7	9	Company	Ordinary	100,000,000.00	45,022,000.00	-	-	-	-	45,022,000.00	-	-	-	-	42,022,000.00	-	np/r
11	Bishapur Brick Factory	8	10	Company	Ordinary	40,000,000.00	31,428,000.00	-	-	-	-	31,428,000.00	-	-	-	-	31,428,000.00	-	np/r
12	Birkkut Paper Mill	9	11	Company	Ordinary	250,000,000.00	84,501,000.00	-	-	-	-	84,501,000.00	-	-	-	-	64,501,000.00	-	np/r
13	Birmagar Jute Mill	10	12	Company	Ordinary	15,000,000.00	7,248,320.00	-	-	-	-	7,248,320.00	-	-	-	-	4,963,680.00	-	
14	Birjini Cotton Mill	11	13	Company	Ordinary	-	182,880.00	-	-	-	-	182,880.00	-	-	-	-	-	-	np/r
15	Birjini Sugar Factory	12	14	Company	Ordinary	150,000,000.00	75,218,000.00	-	-	-	-	75,218,000.00	-	-	-	-	75,218,000.00	-	np/r
16	Birwad Power Company	13	15,120	Company	Ordinary	1,500,000,000.00	82,293,400.00	-	-	61,528,900.00	-	153,822,300.00	-	-	16,618,812.00	-	876,174,700.00	-	
17	Burawal Spinning Mill	14	16	Company	Ordinary	500,000,000.00	335,115,245.00	-	-	-	-	335,115,245.00	-	-	-	-	222,897,000.00	-	
18	Cottage Handicrafts	15	17	Company	Ordinary	50,000,000.00	23,204,100.00	-	-	-	-	23,204,100.00	-	-	-	-	23,204,100.00	-	np/r
19	Cotton Development Committee	16	18	Miscellaneous	Ordinary	28,694,000.00	12,414,700.00	-	-	-	-	12,414,700.00	-	-	-	-	-	-	
20	Credit Guarantee Corporation	17	19	Company	Ordinary	210,000,000.00	1,370,572,300.00	-	-	412,920,000.00	-	1,783,492,300.00	-	-	-	-	847,583,300.00	-	
21	Cultural Corporation	18	20	Communication	Ordinary	17,500,000.00	13,208,923.00	-	-	-	-	13,208,923.00	-	-	-	-	-	-	
22	Dhankali Cotton Industry	19	21	Company	Ordinary	-	300,000.00	-	-	-	-	300,000.00	-	-	-	-	300,000.00	-	np/r
23	Eastern Rural Development Bank	21	23	Miscellaneous	Ordinary	120,000,000.00	4,950,000.00	-	-	-	-	4,950,000.00	-	-	-	-	4,950,000.00	-	np/r
24	Far Western Rural Dev. Bank	22	24	Miscellaneous	Ordinary	120,000,000.00	4,950,000.00	-	-	-	-	4,950,000.00	-	-	-	-	4,950,000.00	-	np/r
25	Far-Western Paddy Ex. & Imp. Co.	23	25	Company	Ordinary	10,000,000.00	878,200.00	-	-	-	-	878,200.00	-	-	-	-	-	-	np/r
26	Gorakhi Kati Rubber Industry	25	27	Company	Ordinary	699,900,000.00	69,638,831.05	-	-	-	-	69,638,831.05	-	-	-	-	60,000,000.00	-	
27	Gorakhi Kati Rubber Industry	26	28	Company	PREFERENCE	699,900,000.00	148,652,229.55	-	-	-	-	148,652,229.55	-	-	-	-	148,652,229.55	-	
28	Gorhapana Sansthan	27	29	Special	Ordinary	30,000,000.00	11,516,600.00	-	-	-	-	11,516,600.00	-	-	-	-	-	-	
29	Harsiddhi Brick Tile Factory	28	30	Company	Ordinary	20,000,000.00	11,031,000.00	-	-	-	-	11,031,000.00	-	-	-	-	-	-	np/r
30	Herbal Poda & Bedding centre	29	31	Company	Ordinary	50,000,000.00	39,653,823.00	-	-	-	-	39,653,823.00	-	-	-	-	24,099,000.00	-	
31	Hemuda Cement Factory	30	32	Company	Ordinary	3,000,000,000.00	900,685,000.00	-	-	-	-	900,685,000.00	-	-	-	-	900,685,000.00	-	
32	Hemuda Textile Industry	31	33	Company	Ordinary	200,000,000.00	178,233,000.00	-	-	-	-	178,233,000.00	-	-	-	-	178,233,000.00	-	
33	Himal Cement Company	32	34	Company	Ordinary	-	100,000,000.00	-	-	-	-	100,000,000.00	-	-	-	-	-	-	
34	Himal Hydro Electric Company	33	35	Company	Ordinary	400,000,000.00	25,552,800.00	-	-	-	-	25,552,800.00	-	-	-	-	25,552,800.00	-	

35	Hispani Industry Park	34	36	Company	Ordinary	-	500,000,000	-	-	500,000,000	-	-	-	-	-	-	-	-	-
36	Hydro Lab Pvt. Ltd.	35	37	Company	Ordinary	-	17,882,825.56	-	-	17,882,825.56	-	-	-	-	-	-	-	-	-
37	Industrial District Development	36	38	Ind.Dev. Mgnt	Ordinary	150,000,000.00	121,441,500.00	-	6970	121,441,500.00	45,000,000.00	-	-	-	-	-	-	-	-
38	International Money Fund	0	34	-	-	-	-	-	-	-	-	-	-	-	-	-	-	-	-
39	Janak Education Material Centre	37	39	Company	Ordinary	500,000,000.00	456,380,625.00	-	-	456,380,625.00	-	-	-	-	-	-	-	-	-
40	Jankapur Paddy Ex. & Imp. Co.	38	40	Company	Ordinary	10,000,000.00	1,086,500.00	-	-	1,086,500.00	-	-	-	-	-	-	-	-	-
41	Jankapur Cigarette Factory	39	41	Company	Ordinary	80,000,000.00	40,837,000.00	-	-	40,837,000.00	-	-	-	-	-	-	-	-	-
42	Juddha Match Factory	40	42	Company	Ordinary	8,500,000.00	4,480.00	-	-	4,480.00	-	-	-	-	-	-	-	-	-
43	Jute Dev. & Trade Corporation	41	43	Cooperation	Ordinary	-	37,459,975.00	-	-	37,459,975.00	-	-	-	-	-	-	-	-	-
44	Lumbini Paddy Ex. & Imp. Co.	42	44	Company	Ordinary	10,000,000.00	254,500.00	-	-	254,500.00	-	-	-	-	-	-	-	-	-
45	Lumbini Sugar Mill	43	45	Company	Ordinary	350,000,000.00	282,421,000.00	-	-	282,421,000.00	-	-	-	-	-	-	-	-	-
46	Mechi Paddy Exp. & Import Co.	44	46	Company	Ordinary	10,000,000.00	1,305,000.00	-	-	1,305,000.00	-	-	-	-	-	-	-	-	-
47	Meknesh Water Limited	45	47	Company	Ordinary	-	50,700,000.00	-	-	50,700,000.00	-	-	-	-	-	-	-	-	-
48	Mid Western Rural Dev Bank	46	48	Miscellaneous	Ordinary	120,000,000.00	9,900,000.00	-	-	9,900,000.00	-	-	-	-	-	-	-	-	-
49	Morang Sugar Mills	47	49	Company	Ordinary	5,000,000.00	7,744.00	-	-	7,744.00	-	-	-	-	-	-	-	-	-
50	Nagar Bhabsh Koh	49	51	Special	Ordinary	-	958,368,185.21	-	-	958,368,185.21	-	-	-	-	-	-	-	-	-
51	Nagarik Lagani Koh	50	52	Special	Ordinary	40,000,000.00	30,000,200.00	-	-	30,000,200.00	-	-	-	-	-	-	-	-	-
52	National Construction Company	51	53	Company	Ordinary	100,000,000.00	62,071,700.00	-	-	62,071,700.00	-	-	-	-	-	-	-	-	-
53	National Drilling Company	52	54	Company	Ordinary	-	8,600,000.00	-	-	8,600,000.00	-	-	-	-	-	-	-	-	-
54	National Productivity & Eco. Dev.	53	55	Ind.Dev. Mgnt	Ordinary	15,000,000.00	1,900,000.00	-	-	1,900,000.00	-	-	-	-	-	-	-	-	-
55	National Seed Company	101	62	Company	Ordinary	150,000,000.00	110,078,500.00	-	-	110,078,500.00	-	-	-	-	-	-	-	-	-
56	National Trading Limited	54	56	Company	Ordinary	300,000,000.00	169,335,000.00	-	-	169,335,000.00	-	-	-	-	-	-	-	-	-
57	Nepal Water Supply Corporation	59	61	Cooperation	Ordinary	-	1,497,652,921.00	-	-	1,497,652,921.00	-	-	-	-	-	-	-	-	-
58	Nepal Airlines Corporation	78	63	Special	Ordinary	300,000,000.00	379,266,000.00	-	-	379,266,000.00	-	-	-	-	-	-	-	-	-
59	Nepal Bank Limited	55	57	Special	Ordinary	1,000,000,000.00	1,544,126,300.00	-	-	1,544,126,300.00	-	-	-	-	-	-	-	-	-
60	Nepal Chem Ghee Industry	56	58	Company	Ordinary	500,000.00	250,000.00	-	-	250,000.00	-	-	-	-	-	-	-	-	-
61	Nepal Cigarette factory	57	59	Company	Ordinary	4,800,000.00	200,000.00	-	-	200,000.00	-	-	-	-	-	-	-	-	-
62	Nepal Civil Aviation Authority	103	122	Special	Ordinary	-	13,516,467,026.00	-	-	14,831,467,026.00	-	-	-	-	-	-	-	-	-
63	Nepal Dairy Dev. Corporation	58	60	Cooperation	Ordinary	-	286,488,424.37	-	-	346,488,424.37	-	-	-	-	-	-	-	-	-
64	Nepal Drugs Limited	85	65	Company	Ordinary	150,000,000.00	74,799,000.00	-	-	74,799,000.00	-	-	-	-	-	-	-	-	-
65	Nepal Electricity Authority	60	67/136	Special	Ordinary	20,000,000,000.00	6,457,913,466.00	-	-	54,675,517,766.09	-	-	-	-	-	-	-	-	-
66	Nepal Engineering Consultancy	61	70	Company	Ordinary	12,500,000.00	3,795,000.00	-	-	3,795,000.00	-	-	-	-	-	-	-	-	-
67	Nepal Food Corporation	62	71	Cooperation	Ordinary	990,495,035.18	999,261,035.59	-	-	999,261,035.59	-	-	-	-	-	-	-	-	-
68	Nepal Housing Dev. & Finance Co.	63	72	Company	Ordinary	100,000,000.00	18,447,800.00	-	-	19,849,800.00	-	-	-	-	-	-	-	-	-
69	Nepal Industrial Dev. Corp.	48	50	Special	Ordinary	1,000,000,000.00	348,176,481.00	-	-	348,176,481.00	-	-	-	-	-	-	-	-	-
70	Nepal Metal Company	64	73	Company	Ordinary	330,000,000.00	122,904,050.00	-	-	122,904,050.00	-	-	-	-	-	-	-	-	-
71	Nepal Oil Corporation	65	74	Company	Ordinary	100,000,000.00	296,820,700.13	-	-	296,820,700.13	-	-	-	-	-	-	-	-	-
72	Nepal Orient Magnesia Company	66	75	Company	Ordinary	1,000,000,000.00	375,000,000.00	-	-	375,000,000.00	-	-	-	-	-	-	-	-	-
73	Nepal Railway Company Ltd.	105	76	Company	Ordinary	-	9,977,000.00	-	-	9,977,000.00	-	-	-	-	-	-	-	-	-
74	Nepal Rastra Bank	67	77	Special	Ordinary	3,000,000,000.00	3,000,000,000.00	-	-	3,000,000,000.00	-	-	-	-	-	-	-	-	-

75	Nepal Karm Bank K.S.F	0	79	Special	Ordinary	3,000,000,000.00	100,000,000.00	250,000,000.00	-	350,000,000.00	-	-	-	-	27,552,000.00	हेरु रर रर	
76	Nepal Roast & Turpentine Industry	68	80	Company	Ordinary	200,000,000.00	27,523,244.00	-	-	27,523,244.00	-	-	-	-	-	-	-
77	Nepal Solid Waste Mgmt. & Resource Centre	69	81	Corporation	Ordinary	-	10,000,000.00	-	-	10,000,000.00	-	-	-	-	-	-	-
78	Nepal Stock Exchange Ltd.	70	82	Company	Ordinary	50,000,000.00	117,324,900.00	-	-	117,324,900.00	-	-	-	-	-	20,482,000.00	-
79	Nepal Tea Dev. Corporation	71	83	Company	Ordinary	240,000,000.00	70,412,000.00	-	-	70,412,000.00	-	-	-	-	-	84,102,000.00	-
80	Nepal Telecommunication Co.Ltd	72	84-86	Company	Ordinary	25,000,000,000.00	13,724,243,100.00	-	-	13,724,243,100.00	0	6,313,037,700.00	13,724,243,100.00	-	-	1,488,937,623.60	-
81	Nepal Television	73	88	Communication	Ordinary	1,500,000,000.00	1,828,937,623.00	240,000,000.00	-	2,068,937,623.00	-	-	-	-	-	-	-
82	Nepal Trade Co. (Naryanti) Ltd.	75	91	Company	Ordinary	10,000,000.00	1,302,000.00	-	-	1,302,000.00	-	-	-	-	-	-	-
83	Nepal Trade Company (Koshi) Ltd.	74	90	Company	Ordinary	20,000,000.00	576,100.00	-	-	576,100.00	-	-	-	-	-	-	-
84	Nepal Transport & Godown Limited	76	92	Company	Ordinary	15,000,000.00	12,243,000.00	-	-	12,243,000.00	-	-	-	-	-	12,243,000.00	-
85	Nepal Transport Corporation	77	94	Corporation	Ordinary	-	21,270,482.05	-	-	21,270,482.05	-	-	-	-	-	-	-
86	Rajjujati Juice Mill	79	96	Company	Ordinary	250,000,000.00	14,705,432.00	-	-	14,705,432.00	-	-	-	-	-	5,692,480.00	-
87	Rairiya Banjaya Bank	80	97	Special	Ordinary	770,600,000.00	4,710,610,000.00	-	-	4,710,610,000.00	-	-	-	-	-	385,300,000.00	-
88	Rairiya Banjaya Bank	81	98	Special	PREFRENCE	787,000,000.00	787,000,000.00	-	-	787,000,000.00	-	-	-	-	-	787,000,000.00	-
89	Rairiya Kema Sansthan	82	99	Special	Ordinary	100,000,000.00	49,869,700.00	-	-	49,869,700.00	-	-	-	-	-	-	-
90	Rairiya Computer Center	83	100	Miscellaneous	Ordinary	-	2,500,000.00	-	-	2,500,000.00	-	-	-	-	-	-	ररर
91	Rairiya Samschar Samiti	84	101	Special	Ordinary	10,000,000.00	5,158,000.00	-	-	5,158,000.00	-	-	-	-	-	-	-
92	Nepal Shipping Corporation	86	103	Company	Ordinary	100,000,000.00	2,600,000.00	-	-	2,600,000.00	-	-	-	-	-	-	ररररर
93	Rural Housing & Settlement Dev. Co.	87	104	Company	Ordinary	100,000,000.00	920,000.00	-	-	920,000.00	-	-	-	-	-	-	-
94	Share Development Fund	129				-	2,033,354,531.97	-	-	2,033,354,531.97	-	-	-	-	-	-	-
95	Sugarmatha Pald. Exp. Import C	88	105	Company	Ordinary	10,000,000.00	1,156,600.00	-	-	1,156,600.00	-	-	-	-	-	1,156,600.00	-
96	Silpa Basa Seva	89	106	Cooperative	Ordinary	2,500,000.00	5,000.00	-	-	5,000.00	0	3,562.50	5,000.00	-	-	5,000.00	-
97	Silpa Yagrat	90	107	Cooperative	Ordinary	-	11,134,800.00	-	-	11,134,800.00	-	-	-	-	-	898,820.00	-
98	Sati Trading Corporation	91	108-135	Company	Ordinary	1,000,000,000.00	6,822,900.00	-	682,200.00	7,505,200.00	0	1,953,825.00	5,703,200.00	-	-	5,703,200.00	-
99	Seti Mahalal Paddy Exp. Import c.	92	109	Company	Ordinary	10,000,000.00	1,400,000.00	-	-	1,400,000.00	-	-	-	-	-	1,400,000.00	-
100	Surbhak Kashi Industry	94	111	Company	Ordinary	1,000,000.00	760,000.00	-	-	760,000.00	-	-	-	-	-	760,000.00	-
101	Timber Corporation of Nepal	95	112	Company	Ordinary	100,000,000.00	15,481,600.00	-	-	15,481,600.00	-	-	-	-	-	-	-
102	Tobacco Development Company	96	113	Company	Ordinary	10,000,000.00	10,000,000.00	-	-	10,000,000.00	-	-	-	-	-	10,000,000.00	-
103	Udayapur Cement Factory	97	114	Company	Ordinary	4,000,000,000.00	443,800,000.00	-	-	443,800,000.00	-	-	-	-	-	443,751,000.00	-
104	Udayapur Cement Factory	98	115	Company	PREFRENCE	4,000,000,000.00	3,204,200,000.00	-	-	3,204,200,000.00	-	-	-	-	-	3,204,200,000.00	-
105	Vegetables Oil Industry	99	116	Company	Ordinary	-	50,000.00	-	-	50,000.00	-	-	-	-	-	-	-
106	Western Rural Development Bank	100	117	Miscellaneous	Ordinary	-	1,633,500.00	-	1,633,500.00	1,633,500.00	-	-	-	-	-	-	-
107	Hydroelectricity Invest & Dev company		132	Company	Ordinary	-	5,000,000,000.00	-	-	5,000,000,000.00	-	-	-	-	-	100,000,000.00	-
	GRAND TOTAL					-	120,638,539,552.29	8,836,100,266.75	3,717,800.00	126,653,557,559.04	-	10,629,070,307.35	27,355,084,482.60	-	-	-	-

Government of Nepal
Ministry of Finance
Financial Comptroller General Office
Financial Statement of Consolidated Fund 2012/13 and FY 2013/14

In Thousands

S.N	Particulars			FY 2012/13	FY 2013/14
1	Income			334656109	406263156
	a	Revenue and Grants		297942346	362355000
		I	Tax Revenue (Direct and Indirect)	259214937	312441264
		II	Non Taxes Revenue	३६८०६२१७	44179516
		III	Non Budgetary Income of previous year	१९२११९२	5734220
	b	Foreign Grant		36713763	43908156
		I	Cash	5475354	8625741
			1 This Year	0	3699250
			2 Previous Fiscal Year	5475354	4926491
		ii	Reimbursement received	24040174	25333966
			1 This Year	5842967	24896677
			2 Previous Fiscal Year	18197207	437289
		iii	Direct Payment Grant	6321783	9297355
		iv	Comodity Aid	876451	651094
3	Financing			31,082,729	44,435,280
	a	Principal Refund		755,307	569,811
		i	Internal	755307	569,811
		ii	External	0	
	b	Sale of Shares		0	
		i	Internal	0	
		ii	External	0	
	c	Foreign Loan		11,592,524	22,450,999
		i	Cash	0	
		ii	Reimbursement received	7,238,860	11,282,678
			1 Current Fiscal Year	1239054	10720766
			2 Previous Fiscal Year	5999806	561912
		iii	Direct Payment (Loan)	4353664	11168321
	d	Internal Loan		18734898	21414470
4	Other Misc. Income			93,110	3,873
		i	Freeze Transfer Amount (Fiscal Year 2012/13)	8414	
		ii	Other Income (Unused of ka 2 account)	84696	3873
	Expenditure				
1	Expenditure			302,053,897	370,226,473
	a	Expenditure charged directly in consolidated Fund		14,855,521	13,495,270
		I	Recurrent	14855521	13495270
		II	Capital	0	
	b	Expenditure through appropriation in consolidated fund ACT		287,198,376	356,731,203
		I	Recurrent	232599951	290036476
		II	Capital	54598425	66694727
		Expenditure Sourcewise		302,053,897	370,226,472
		I	Government of Nepal	261926992	316910269
		II	Foreign Grant	34,181,640	40,537,806
		i	Cash	4397121	6754185

		ii	Reimbursable	23097308	24570168
		iii	Direct Payment (Grant)	5810759	8562359
		iv	Commodity Aid	876451	651094
		III	Foreign Loan	5,945,266	12,778,397
		i	Cash	0	2667283
		ii	Reimbursable (Loan)	5594896	7012969
		iii	Direct Payment (Loan)	350370	3098145
2	Financing			56,584,083	64,825,811
	a		Expenditure charged directly in consolidated Fund	35,130,171	41,877,088
		I	Principal Payment (Internal)	20940092	25,152,451
		II	Principal Payment (External)	14190079	16,724,637
	b		Expenditure through appropriation in consolidated fund ACT	21,453,912	22,948,723
		I	Loan Investment	12,552,099	13,497,720
		i	Internal	12552099	13,497,720
		ii	External	0	0
		II	Share Investment	8,901,813	9,451,003
		i	Internal	5356545	9412265
		ii	External	3545268	38738
			Expenditure Sourcewise	56,584,083	64,825,812
		I	Government of Nepal	49512414	57937429
		II	Foreign Grants and Loan	7,071,669	6,888,383
		i	Cash Grant	529370	400000
		ii	Reimbursement Grant	7721	758559
		iii	Direct Payment Grant	511024	509,399
		iv	Commodity Grant	0	0
		v	Cash Loan		0
		vi	Reimbursement Loan	2020260	319316
		vii	Direct Payment Loan	4003294	4901109
2	Refunds to Consolidated Fund (Freeze, Recovery and others)				
3	Adjustment of Cheques issues as expenditure from DTCO's but not paid			(14233)	(5022)
	Total Expenditure			358,623,747	435,047,262

Government of Nepal

Consolidated Financial statement of Cash Receipts & Payments for the Year Ended 31 Ashad 2071 (2013/14)

Rs. In Thousands

Particulars	Note	Current FY-2070/71			
		Budget	Amount	Payment by	Total
Receipts		Code		Third party	
A. Tax			312,441,264	0	312,441,264
Foreign Trade		11500	67,980,487		67,980,487
Value Added Tax		11410	101,104,604		101,104,604
Other Goods & service (other than VAT)		11420+40+50	56,613,794		56,613,794
Income Tax		11100	75,613,638		75,613,638
Tax on Payroll		11200	2,449,908		2,449,908
Property Tax		11300	6,671,118		6,671,118
Other Tax		11600	2,007,715		2,007,715
B. Trading & Service Activities			44,179,516	0	44,179,516
Duties & Fees		14220	5,347,485		5,347,485
Penalties, Fines & Forfeitures		14300	452,764		452,764
Sales & Rent of Government Property & Services		14200-14220	6,297,864		6,297,864
Dividend		14120	12,992,139		12,992,139
Interest		14110	1,655,530		1,655,530
Royalty		14150	6,027,497		6,027,497
Others		14400+14500	11,406,237		11,406,237
C. Donation & Other Receipts					0
D. Grant & Aids (Cash & Non Cash)			43,642,163		43,642,163
Bilateral					
Multilateral					
E. Capital Receipts			569,811		569,811
Proceeds from sale of investment			0		0
Proceeds from sale of Equipment & Property					0
Principal Repayment			569,811		569,811
F. Borrowings			43,367,248	0	43,367,248
Internal			21,414,470		21,414,470
External			21,952,778		21,952,778
G. Overdraft					0
H. Peace Fund					
I. Other Receipts		1.1.13.10+	5,738,093	0	5,738,093
Total Receipts for the Year			449,938,095	0	449,938,095

Government of Nepal

Consolidated Financial Statement of Cash Receipts & Payments for the Year Ended 31 Ashad 2071(2013/14)

Particulars	Note	Current FY-2070/71			
		Budget Code	Amount	Payment by third party	Total
Payments					
A. Operations Expenses			139,679,935	1,869,353	141,549,287
Wages, Salaries & Employee Benefits	21100+27300		111,299,917	1,124	111,301,042
Consumables, Supplies & Services	22100+200+300+400		12,102,861	641,588	12,744,450
Production	22500+600		14,979,204	1,220,883	16,200,087
Others	28100+200+22700		1,297,952	5,757	1,303,709
B. Current Transfer (Grants & Subsidies)			144,835,753	5,108,838	149,944,591
Public Enterprises	25100		629,764	404,006	1,033,769
Local Government	26300		30,936,596	651,231	31,587,826
Social Security	27100		12,084,092	0	12,084,092
Social Service-Education & Health	26400+26200		99,300,090	4,053,124	103,353,214
Scholarship	27200		1,773,451	478	1,773,929
Others	25200		111,761	0	111,761
C. Capital Transfer (Grants & Subsidies)			0	0	0
Public Enterprises					0
Local Government					0
Social Service-Education & Health					0
Others					
D. Capital Expenditures			61,361,320	5,333,407	66,694,727
Purchase of Land & buildings	29100+200		8,997,681	0	8,997,681
Purchase of Plant & Equipments	29300+400+500+700		11,622,343	1,303,175	12,925,518
Public Constructions	29600		40,741,296	4,030,232	44,771,528
E. Investment			17,538,216	5,410,508	22,948,724
Purchase of Financial Instruments					
Shares	31200		8,836,100	614,903	9,451,003
Loan	31100		8,702,116	4,795,605	13,497,720
Others					
F. Loan & Interest Repayment			53,914,956	0	53,914,956
Repayment of Loan			41,877,088	0	41,877,088
Internal			25,152,451	0	25,152,451
External			16,724,637	0	16,724,637
Interest Payments			12,037,868	0	12,037,868
Internal			8,672,672	0	8,672,672
External			3,365,196	0	3,365,196
G. Peace Fund					
H. Other Payment					
I. Adjustment (cheques issues but not paid deduct)			-5,022		-5,022
Total Payment for the Year			417,325,157	17,722,106	435,047,263

Government of Nepal
Consolidated Financial Statement
CASH FLOW STATEMENTS

Fiscal Year 2070/71 (2012/13)					Rs. in thousands	
Particulars	Note	Budget Code	*Actual Amount	Final Budget	Original Budget	**Difference: Final Budget and Actual
CASH INFLOWS						
A. Tax			312,441,264	312,441,264		
B. Trading & Service Activities			44,179,516	44,179,516		
C. Donation & Other Receipts			0	0		
D. Grant & Aids (Cash & Non Cash)			43,642,163	43,642,163		
E. Capital Receipts			569,811	569,811		
F. Borrowings			43,367,248	43,367,248		
G. Overdraft			0	0		
3. Peace Fund						
fl. Other Receipts			5,738,093	5,738,093		
Total Receipts			449,938,095	449,938,095	0	
CASH OUTFLOWS						
A. Operations Expenses			141,549,287	141,549,287		
B. Current Transfer (Grants & Subsidies)			149,944,591	149,944,591		
C. Capital Transfer (Grants & Subsidies)			0	0		
D. Capital Expenditures			66,694,727	66,694,727		
E. Investment			22,948,724	22,948,724		
F. Loan & Interest Repayment			53,914,956	53,914,956		
Repayment of Loan			41,877,088	41,877,088		
Interest Payments			12,037,868	12,037,868		
G. Peace Fund						
H Other Payment			0	0		
I. Adj (cheques issues but not paid deduct)			(5,022)	(5,022)		
Total Payment			435,047,263	435,047,263	0	
NET CASH FLOWS			14,890,832	14,890,832		
Opening Balance of Cash			-76,487,434	-76,487,434		
Balance at the end of Finance Year			-61,596,602	-61,596,602		

Government of Nepal
Consolidated Financial Statement of Cash Receipts & Payments for the Year Ending 31 Ashad 2071 (2013/14)

Particulars	Note	FY-2070/71			FY-2069/70			FY-2068/69			
		Budget Code	Amount	Payment by third party	Total	Amount	Payment by third party	Total	Amount	Payment by third party	Total
Payments											
A. Operations Expenses			139,679,935	1,869,353	141,549,287	111,484,787	1,972,437	113,457,224	106,495,620	1,892,835	108,388,455
Wages, Salaries & Employee Benefits	21100+27300		111,299,917	1,124	111,301,042	90,044,624	1,312	90,045,935	84,512,565	2,724	84,515,289
Consumables, Supplies & Services	22100+200+300+400		12,102,861	641,588	12,744,450	9,063,302	445,475	9,508,777	9,144,797	283,846	9,428,643
Production	22500+600		14,979,204	1,220,883	16,200,087	10,438,203	1,522,273	11,960,476	12,027,497	1,604,703	13,632,200
Others (Refund ')	28100+200+22700		1,297,952	5,757	1,303,709	1,938,658	3,377	1,942,036	810,761	1,562	812,323
B. Current Transfer (Grants & Subsidies)			144,835,753	5,108,838	149,944,591	118,449,825	1,811,724	120,261,548	117,475,961	2,434,761	119,910,722
Public Enterprises	25100		629,764	404,006	1,033,769	613,636	372,056	985,692	696,903	217,176	914,079
Local Government	26300		30,936,596	651,231	31,587,826	23,153,705	145,935	23,299,640	25,980,447	240,000	26,220,447
Social Security	27100		12,084,092	0	12,084,092	11,630,141	0	11,630,141	9,618,942	0	9,618,942
Social Service-Education & Health	26400		99,300,090	4,053,124	103,353,214	77,896,517	1,293,733	79,190,250	75,586,564	1,872,810	77,459,374
Scholarship	27200		1,773,451	478	1,773,929	1,914,180	0	1,914,180	1,971,500	0	1,971,500
Others	25200		111,761	0	111,761	3,241,645	0	3,241,645	3,621,605	104,775	3,726,380
C. Capital Transfer (Grants & Subsidies)											
Public Enterprises					0			0			0
Local Government					0			0			
Social Service-Education & Health					0			0			
Others											
D. Capital Expenditures			61,361,320	5,333,407	66,694,727	51,345,006	3,253,420	54,598,425	48,425,677	2,965,040	51,390,717
Purchase of Land	29100+200		8,997,681	0	8,997,681	9,290,793	1,895	9,292,688	10,927,547	0	10,927,547
Purchase of Plant & Equipments	29300+400+500+700		11,622,343	1,303,175	12,925,518	5,772,533	482,813	6,255,346	4,721,791	365,108	5,086,899
Public Constructions	29600		40,741,296	4,030,232	44,771,528	36,281,681	2,768,711	39,050,392	32,776,339	2,599,932	35,376,271
E. Investment			17,538,216	5,410,508	22,948,724	16,939,594	4,514,318	21,453,912	18,869,016	5,288,482	24,157,498
Purchase of Financial Instruments	-										
Shares	31200		8,836,100	614,903	9,451,003	8,901,813	0	8,901,813	12,093,805		12,093,805
Loan	31100		8,702,116	4,795,605	13,497,720	8,037,781	4,514,318	12,552,099	6,775,211	5,288,482	12,063,693
Others	-										
F. Loan & Interest Repayment			53,914,956	0	53,914,956	48,866,870	0	48,866,870	35,320,092	0	35,320,092
Repayment of Loan			41,877,088	0	41,877,088	35,130,171	0	35,130,171	20,159,263	0	20,159,263
Internal			25,152,451		25,152,451	20,940,092		20,940,092	6,626,836		6,626,836
External			16,724,637		16,724,637	14,190,079		14,190,079	13,532,427		13,532,427
Interest Payments			12,037,868	0	12,037,868	13,736,699	0	13,736,699	15,160,829	0	15,160,829
Internal			8,672,672		8,672,672	10,733,510		10,733,510	12,329,960		12,329,960
External			3,365,196		3,365,196	3,003,189		3,003,189	2,830,869		2,830,869
G. Peace Fund											
H. Other Payment			0	0	0	0		0	764,496		764,496
I. Adjustment (cheques issues but not paid deduct)			(5,022)		(5,022)	(14,233)		(14,233)			
Total Payment for the Year			417,325,157	17,722,106	435,047,263	347,071,849	11,551,898	358,623,747	327,350,862	12,581,118	339,931,980

Performance Analysis - I

Rs. In millions

	2009/10	2010/11	2011/12	2012/13	2013/14
Total Revenue	179,945.82	199,819.01	244,374.10	296,021.15	356,620.78
Tax revenue	156,294.92	172,777.91	211,722.61	259,214.94	312,441.26
Other Revenue /Non Tax	23,650.90	27,041.10	32,651.49	36,806.21	44,179.52

Direct Tax	41,750.20	48,655.33	-	-	-
Indirect Tax	114,544.70	124,122.58	-	-	-
Internal commodity Tax on Goods &	79,393.97	88,411.01	110,561.20	129,270.48	157,718.40
Commodity tax based on foreign Trade	35,150.77	35,711.57	43,390.81	56,931.82	67,980.49

Total Expenditure	259,689.10	295,363.43	339,167.48	358,637.98	435,052.29
Recurrent Expenditure	151,019.13	170,295.42	243,460.00	247,455.47	303,531.75
Capital Expenditure	90,237.65	107,847.49	51,390.72	54,598.43	66,694.73
Debt Payment	18,432.32	17,220.52			
Financing			44,316.76	56,584.08	64,825.81

P1 Expenditure	226,372.79	247,864.41	298,037.61	325,020.20	379,839.15
P2 and P3 Expenditure	33,316.28	47,499.02	41,129.88	33,617.78	55,213.13

Foreign Loan Expenditure	11,223.38	12,075.61	11,083.07	11,969.44	17,998.82
Foreign Grant Expenditure	38,545.97	45,922.18	40,810.28	35,229.80	42,205.76

Social Sector Expenditure	111,928.10	128,938.33	109,329.39	111,322.83	12,534.12
Economic Sector Expenditure	21,342.06	23,646.90	35,643.37	84,118.11	110,549.02
Infrastructure Sector Expenditure	40,237.84	50,065.71	44,743.70	45,583.16	57,852.45

Consumption Expenditure	62,256.08	68,192.31	84,515.29	90,045.94	111,334.04
Grants and subsidies (Current Transfer)	59,897.98	67,447.16	119,910.72	120,261.55	149,944.59
Operating Subsidy public enterprises	583.83	982.80	914.08	985.69	1,033.77
Operating Subsidy Local government	4,397.57	4,887.00	26,220.45	23,299.64	31,587.83
Transfer to Non profit institution	45,416.33	50,819.22	81,185.75	82,431.79	103,192.97
Subsidy Social Security	8,116.06	8,897.91	9,618.94	11,630.14	12,084.09
Capital formation Expenditure	38,533.72	45,815.58	51,390.72	54,598.43	66,694.73
Capital Grant	35,578.42	39,872.30	-	-	-
Capital grants to public enterprises	957.97	741.40	-	-	6,129.81
Capital grants to Local government	17,064.16	19,091.11	-	-	21,460.69
Capital grants to Non profit institution	17,556.28	20,039.79	-	-	289.49
Defence Expenditure	17,521.78	18,712.79	22,657.53	20,899.17	32,366.18
Budget Deficit	41,197.31	49,622.24	51,183.68	24,710.52	38,167.31
DP and C aid	14,682.00	19,827.00	12,581.12	11,551.90	17,722.11
Principal Payment	18,432.00	17,220.52	20,159.26	35,130.17	41,877.09
Retirement Facilities	10,094.00	10,602.97	18,549.84	23,999.93	26,944.37
Eastern Development Region	30,531.84	33,955.44	39,432.71	37,660.55	46,506.57
Central Development Region	159,817.73	183,587.16	209,251.18	231,796.16	277,763.73
Western Development Region	28,594.07	31,947.58	36,967.27	36,270.07	44,125.30
Mid Western Development Region	25,307.86	28,344.16	33,102.40	32,166.86	40,341.77
Far Western Development Region	15,437.60	17,529.08	20,413.92	20,744.34	26,314.91

	2009/10	2010/11	2011/12	2012/13	2013/14
Internal Borrowing (DOD)	147,660.08	184,128.75	209,120.20	211,872.76	206,688.59
Yearly Rollover TB	83,640.96	102,043.73	120,340.68	131,624.11	126,482.72
Yearly Borrowing TB	16,629.85	14,996.60	17,283.42	19,000.00	10,000.00
External DOD	256,243.28	259,501.15	309,287.14	333,441.52	346,819.10
Commitments of external Debt					
Disbursement of external Debt	7,254.00	13,849.00	15,701.00	11,969.00	21,132.37
Principal Payments	10,743.02	11,218.13	13,532.43	14,190.08	16,724.94
Interest payments	2,458.06	2,321.90	2,830.87	3,003.19	3,365.19
Total Debt servicing (External)	13,201.08	13,540.03	16,363.30	17,193.27	20,089.83
Net Resource Flow	10,860.00	26,255.00	55,077.00	(4,118.00)	(762.00)
Net Resource Transfer (External)	(3,489.00)	2,631.00	2,169.00	(2,221.00)	4,408.00
DOD Multilateral	229,189.52	229,566.49	274,063.55	299,294.84	19,556.99
DOD Bilateral	27,053.76	29,934.66	35,223.59	34,146.67	1,575.38
Yearly Borrowing Internal	29,914.00	42,515.78	36,418.65	19,042.86	19,982.89
Interest payments Internal	7,523.19	10,415.24	12,329.96	10,733.51	8,672.67
Total Debt	403,903.36	443,629.90	518,407.34	545,314.28	553,507.69
GDP (expenditure approach market price)	619,030.00	637,730.00	670,735.00	695,204.00	1,928,517.00

Performance Analysis - II

Rs. In Millions

		2008/09	2009/10	2010/11	2011/12	2012/13	2013/14
Macro Scenario (percentage)	Actual Expenditure/TE	93.071	90.820	87.411	88.118	88.591	84.110
	Recurrent Expenditure/AE	58.153	58.150	57.656	71.782	68.999	69.769
	Capital Expenditure/AE	33.273	34.750	36.513	15.152	15.224	15.330
	Principal / Debt Payment/AE	8.574	7.100	5.830	-	-	-
	Financing				13.066	15.777	14.901
	Actual Revenue/TR	101.236	101.950	92.234	99.700	102.215	99.039
	Tax Revenue/AR	81.584	86.860	86.467	86.639	87.566	87.612
	Non Tax Revenue(other revenue)/AR	18.416	13.140	13.533	13.361	12.434	12.388
	Direct Tax/TxR	29.321	26.710	28.161	-	-	-
	Indirect Tax/TxR	70.679	73.290	71.839	-	-	-
Sectoral Scenario (percentage)	Social						
	Education Sector Expenditure/AE	16.081	17.760	18.579	18.296	17.404	17.889
	Health Sector Expenditure/AE	5.595	6.450	6.420	6.743	6.099	6.095
	Drinking Water Sector Expenditure/AE	3.233	2.630	2.205	1.817	1.966	2.423
	Other Social Service sector Exp/AE	16.173	16.270	16.451	5.379	5.568	4.590
	Total Social Service sector Exp/AE	41.482	43.100	43.654	32.235	31.040	30.997
	Economic						
	Agriculture Sector Expenditure/AE	4.990	2.600	3.001	6.414	6.721	4.676
	Forestry Sector Expenditure/AE	1.240	1.280	1.389	1.431	1.325	1.571
	Other Economic Sector Exp/AE	4.641	4.330	3.615	2.664	2.699	2.416
	Total Economic Sector Exp/AE	10.871	8.220	8.006	10.509	10.745	8.277
	Infrastructure						
	Infrastructure Sector Exp/AE	9.674	15.490	16.951	13.192	12.710	13.298
	Others						
	Votable Exp/AE	87.452	88.790	89.593	89.281	86.062	91.623
	Non Votable Exp/AE	12.548	11.207	10.407	10.719	13.938	8.377
Defence Exp/AE	6.583	6.750	6.336	6.680	5.827	7.440	
Principal/Debt Payment/AE	8.574	7.100	5.830	5.944	9.795	9.626	
Intrest Payment/AE	3.712	3.840	4.312	4.470	3.830	2.767	
Source-wise Expenditure (percentage)	GoNE/AE	83.451	80.840	80.364	84.700	86.839	87.337
	Foreign Grant Exp/AE	12.010	14.840	15.548	12.032	9.823	7.806
	Bilateral/FGE	33.053	47.610	47.337	70.652	66.521	66.372
	Multilateral/FGE	66.947	52.390	52.663	29.348	33.479	33.628
	Foreign Loan Exp/AE	4.538	4.320	4.088	3.268	3.337	4.857
	Bilateral/FLE	6.148	40.550	34.055	29.364	21.509	7.455
Multilateral/FLE	93.852	59.450	65.945	70.636	78.491	92.545	
Line Item-wise expenditure (percentage)	Consumption Exp/AE	20.087	23.970	23.088	24.918	25.108	25.560
	Grant and Subsidies Exp/AE	20.565	23.070	22.835	35.354	33.533	34.466
	Capital Formation Expenditure/AE	14.195	14.840	15.512	15.152	15.224	15.330
	Capital Grant Exp/AE	15.296	13.700	13.499	-	-	-
Priority-wise Expenditure (Percentage)	P1 E/AE	92.436	87.170	83.918	87.873	90.626	87.309
	P2 and P3 E/AE	7.564	12.830	16.082	12.127	9.374	12.691

		2008/09	2009/10	2010/11	2011/12	2012/13	2013/14
Ratio with Revenue	Recurrent Expenditure	0.890	0.839	0.852	0.996	0.836	0.851
	Capital Expenditure	0.509	0.501	0.540	0.210	0.184	0.187
	Financing				0.181	0.191	0.182
	Principal/Debt Payment	0.131	0.102	0.086	-	-	-
	Defence Expenditure	0.101	0.097	0.094	0.093	0.071	0.091
	Social Sector Expenditure	0.635	0.622	0.645	0.447	0.376	0.378
	Economic Sector Expenditure	0.166	0.119	0.118	0.146	0.130	0.114
	Infrastructure Sector Expenditure	0.148	0.224	0.251	0.183	0.154	0.128
	Foreign Loan Expenditure	0.069	0.062	0.060	0.045	0.040	0.034
	Foreign grant Expenditure	0.184	0.214	0.230	0.167	0.119	0.099
	Grants and subsidies (Current Transfer)	0.315	0.333	0.338	0.491	0.406	0.420
	Operating Subsidy public enterprises	0.008	0.003	0.005	0.004	0.003	0.003
	Operating Subsidy Local government	0.020	0.024	0.024	0.107	0.079	0.089
	Transfer to Non profit institution	0.247	0.252	0.254	0.332	0.278	0.289
	Subsidy Social Security	0.039	0.045	0.045	0.039	0.039	0.034
	Capital formation Expenditure	0.217	0.214	0.229	0.210	0.184	0.187
	Capital Grant	0.234	0.198	0.200	-	-	0.078
	Capital grants to public enterprises	0.001	0.005	0.004	-	-	0.017
	Capital grants to Local government	0.097	0.095	0.096	-	-	0.060
	Capital grants to Non profit institution	0.136	0.098	0.100	-	-	0.001
	P1 Expenditure	1.415	1.258	1.240	1.220	1.098	1.065
	P2 and P3 Expenditure	0.115	0.185	0.238	0.168	0.114	0.155
	Tax revenue	0.816	0.869	0.865	0.866	0.876	0.876
	Direct Tax	0.239	0.232	0.243	-	-	-
	Indirect Tax	0.577	0.637	0.621	-	-	-
	Internal commodity Tax on Goods & service	0.390	0.441	0.442	0.452	0.437	0.442
	Commodity tax based on foreign Trade	0.187	0.195	0.179	0.178	0.192	0.191
	Other Revenue /Non Tax	0.184	0.131	0.135	0.134	0.124	0.124
	Principal Receipt	0.025	0.011	0.007	0.001	0.003	0.002
	Interest Receipt	0.008	0.002	0.006	0.007	0.002	0.005
Dividend Receipt	0.050	0.041	0.043	0.039	0.037	0.019	
Ratio with GDP	Expenditure	0.375	0.420	0.463	0.506	0.516	0.226
	Recurrent	0.218	0.244	0.267	0.363	0.356	0.157
	Capital	0.125	0.146	0.169	0.077	0.079	0.035
	Principal /Debt Payment	0.032	0.030	0.027	-	-	-
	Financing				0.066	0.081	0.034
	Revenue	0.245	0.291	0.313	0.364	0.426	0.185
	Budget deficit	(0.085)	(0.067)	(0.078)	(0.076)	(0.036)	(0.020)
	Foreign Loan Receipt	0.017	0.018	0.019	0.017	0.017	0.011
	Foreign Grant Receipt	0.045	0.062	0.072	0.061	0.051	0.018
	Domestic Outstanding Stock	0.209	0.239	0.289	0.312	0.305	0.110
	Disburse Outstanding Debt	0.473	0.414	0.407	0.461	0.480	0.173
	Investment -Share	0.007	0.007	0.016	0.018	0.013	0.005
	Investment -Loan	0.006	0.011	0.007	0.018	0.018	0.005
	Total Investment	0.013	0.018	0.022	0.036	0.031	0.009
	Ratio with Tax Revenue	Internal commodity Tax on Goods & Services	0.478	0.508	0.512	0.522	0.499
Commodity tax based on foreign Trade		0.229	0.225	0.207	0.205	0.220	0.218
Direct Tax		0.293	0.267	0.282	-	-	-
Ratio with Current expenditure	Capital Expenditure	0.572	0.597	0.633	0.211	0.221	0.220
	Principal/Debt Payment	0.147	0.122	0.101	-	-	-
	Financing				0.182	0.229	0.214

		2008/09	2009/10	2010/11	2011/12	2012/13	2013/14
Change with previous year (Percentage)	Revenue	33.313	25.420	11.040	22.300	21.130	20.471
	Total expenditure	36.140	18.911	13.737	14.831	5.741	21.307
	Recurrent Expenditure	39.687	18.304	12.764	42.963	1.641	22.661
	Capital Expenditure	36.574	25.503	19.515	(52.349)	6.242	22.155
	Financing				17.030	27.681	14.565
	Principal/Debt Payment	14.934	(2.130)	(6.570)	17.065	74.263	19.205
	Defense Expenditure	27.139	21.170	6.800	21.080	(7.761)	54.868
	Social Sector Expenditure	60.946	22.840	15.200	(15.208)	1.823	(88.741)
	Economic Sector Expenditure	(4.266)	(3.370)	10.800	50.732	8.113	186.880
	Infrastructure Sector Expenditure	53.048	74.610	24.420	(10.630)	1.876	26.916
	Non Votable expenditure	18.769	3.240	5.630	18.265	37.498	(27.091)
Consumption Expenditure	4.111	6.920	9.540	23.937	6.544	23.641	
Expenditure scenario of Development Region (after deducting central Payment)	Eastern Development Region	10.830	11.760	11.496	11.626	10.501	10.690
	Central Development Region	40.074	40.790	41.446	41.798	40.782	45.202
	Western Development Region	10.527	11.010	10.816	10.899	10.113	10.143
	Mid Western Development Region	9.221	9.750	9.596	9.760	8.969	9.273
	Far Western Development Region	5.690	5.940	5.935	6.019	5.784	6.049
	DP and Comodity aid	4.692	5.650	6.713	3.709	3.221	4.074
	Non Votable Expenditure	12.548	11.210	10.407	10.719	13.938	8.377
	Retirement Facilities	6.420	3.890	3.590	5.469	6.692	6.193
Development region wise revenue collection	Eastern Development Region	8.566	8.630	8.644	8.681	8.514	8.973
	Central Development Region	80.383	79.320	79.205	79.488	79.116	77.982
	Western Development Region	8.203	9.040	9.050	8.719	9.173	9.982
	Mid Western Development Region	2.009	2.090	2.076	2.053	2.060	1.983
	Far Western Development Region	0.839	0.930	1.025	1.060	1.137	1.170
Outstanding Advance and Arrears with AE (%)	Outstanding advance/AE	2.701	3.650	2.270	3.396	3.366	3.604
	Arrears/AE	1.320	1.880	1.244	0.864	0.742	1.167
Reimbursement Status and trends in %	Total reimbursement Status of Loan	31.046	31.160	28.463	48.820	55.283	69.868
	Total Reimbursement Status of Grant	20.913	41.840	52.001	64.477	43.120	72.744
	Reimbursement Trend of Loan for the year	32.857	61.578	93.898	123.543	99.314	155.234
	Reimbursement Trend of Grant for the year	8.644	67.710	102.417	108.539	73.145	132.413
Debt Ratio	Internal Borrowing (DOS)/TD	26.025	36.558	41.505	40.339	38.853	37.342
	External DOD/TD	54.179	63.442	58.495	59.661	61.147	62.658
	TD/GDP	68.205	65.248	69.564	77.289	78.439	28.701
	NRT/DODE	1.994	(1.362)	1.014	0.701	(0.666)	(1.491)
	MDOD/DODE	89.846	89.442	88.465	88.611	89.759	90.420
	BDOD/DODE	10.154	10.558	11.535	11.389	10.241	9.580
Ratio with expenditure	Investment -Share	0.019	0.016	0.034	0.036	0.025	0.020
	Investment -Loan	0.017	0.027	0.040	0.036	0.035	0.020
	Total Investment	0.035	0.043	0.074	0.071	0.060	0.040
Ratio with Share investment	Dividend	0.078	0.083	0.087	0.084	0.090	0.055

Appendix - I

The name and designation of officers and other staff of FCGO involved in preparing and completing this report:

S.N.	Name	Designation	Division/Section
1.	Mr. Mukunda Raj Prakash Ghimire	Joint FCG	Statistics and Analysis Section
2.	Mr. Bhuban Prasad Kafle	Deputy FCG	„
3.	Mr. Deepak Maharjan	Account Officer	„
4.	Mr. Ramchandra Sharma	Account Officer	„
5.	Mr. Ganesh Bhattarai	Account Officer	„
6.	Mrs. Sunita Joshi	Computer Officer	„
7.	Mr. Shyam Upreti	Computer Technician	„

