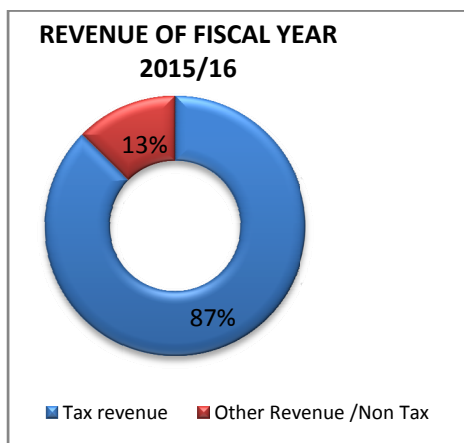
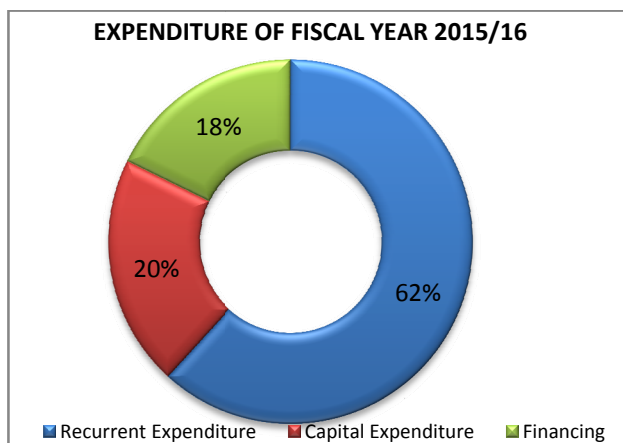
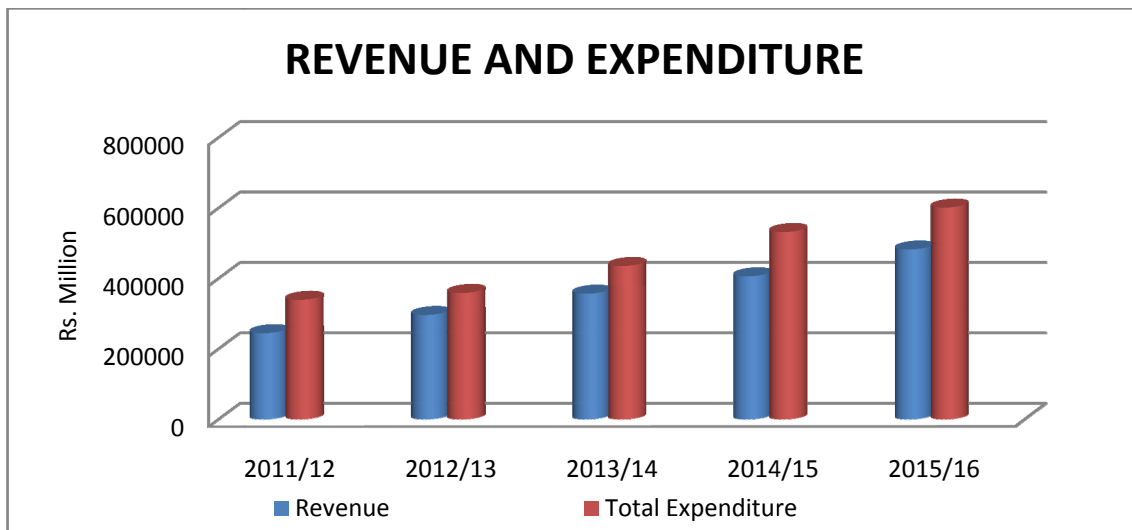


Government of Nepal
Consolidated Financial Statement
Fiscal Year 2015/16



Government of Nepal
Financial Comptroller General Office
Anamnagar, Kathmandu, Nepal
Website: www.fcgo.gov.np

Government of Nepal
Consolidated Financial Statements
Fiscal Year 2015/2016



Government of Nepal
Financial Comptroller General Office
 Anamnagar, Kathmandu, Nepal
 Email: info@fcgo.gov.np
 Website : www.fcgo.gov.np

Acknowledgement


It is my pleasure to present the report on the Consolidated Financial Statement of FY 2015/16 of the Government of Nepal. It is the prime job of the FCGO given by financial Procedure Acts and Regulation. This report is a part of our sincere commitment towards maintaining transparency and accountability in public expenditures and overall PFM reform system of Nepal. This report briefly reveals Macro Financial Scenario of the Government of Nepal. Furthermore, it also furnishes overall performance of Public Financial Management (PFM) of the Government of Nepal.

I believe that this report would be useful to all who are eager to know the facts and figures of Nepalese Public Financial Management System including Development Partners. I would appreciate any suggestions and comments on the report, which help us in improving the quality of this report in the coming fiscal Years.

This publication has become possible with the usage of the existing IT based Financial Management Information System & Treasury Single Account (TSA). There is a need of further strengthening the financial management system and TSA system to produce quality and complete report in a timely manner.

Finally, I would like to appreciate the efforts of my colleagues who have been involved in compiling and preparing this report. This report is also available at our website www.fcgo.gov.np.

May, 2017



Rajendra Prasad Nepal
(Financial Comptroller General)

Table of Content

<i>S. No.</i>	<i>Contents</i>	<i>Page No.</i>
	Acknowledgement	III
	Table of Contents	V
	List of Table	VIII
	List of Figure	IX
	Acronyms	X
	Executive Summary	1
1	Accounting Policy and Additional Disclosure	3
2	Revenue and Other Income	5
3	Expenditure	7
4	Others	12
	4.1 Ministry-wise Outstanding Advances	13
	4.2 Status of Internal Audit	13
	4.3 Debt	13
	4.4 Outstanding Liabilities for Payment	15
	4.5 Investment on Public Enterprises and Other Organizations	16
	4.6 Position of Cash Flow	17
	4.7 Second PEFA Assessment Summary	18
	4.8 NPSAS	18
5	Highlight of Macro Financial Scenario	21
	5.1 Macro Level Budget Operation	21
	5.2 Macro Scenario	25
	5.3 Allocative Efficiency	27
	5.4 Sources of Funds	29
	5.5 Expenditure Priority	30
	5.6 Ratio with Revenue	32
	5.7 Revenue and Expenditure based on Development Regions	35
	5.8 Debt	37
	5.9 Other Status	38
6	Statement of Income and Expenditure(ANNEX-1)	44
7	Comparative Data Sheet	
	Sheet I(ANNEX-2)	45
	Sheet II(ANNEX-3)	48
8	Financial Management Information Reports	
	Revenue Collection Detail (ANNEX-4)	52
	Function wise Expenditure (ANNEX-5)	55

	Ministry-wise Actual Expenditure (ANNEX-6)	61
	Source Wise Recurrent/Capital Expenditure(ANNEX-7)	63
	Source Wise Expenditure Summary (Recurrent) (ANNEX-8)	67
	Source Wise Expenditure Summary (Capital) (ANNEX-9)	69
	Source Wise Expenditure Summary (Financing) (ANNEX-10)	71
	Function /Priority Wise Expenditure (Fiscal Year : 2015/16) (ANNEX-11)	72
	Function Wise Actual Expenditure , (Fiscal Year : 2015/16) (ANNEX-12)	79
	Function Wise Gender Responsive Budget , (Fiscal Year : 2015/16) (ANNEX-13)	89
	Economic Code wise Aggregate Expenditure (Recurrent) (ANNEX-14)	96
	Economic Code wise Aggregate Expenditure(Capital) (ANNEX-15)	136
	Economic Code wise Aggregate Expenditure (Financing) (ANNEX-16)	149
	Votable/Non Votable Final Report (Recurrent) (ANNEX-17)	150
	Votable/Non Votable Final Report (Capital) (ANNEX-18)	153
	Votable/Non Votable Final Report (Financing) (ANNEX-19)	155
	Comparative District Expenditure (ANNEX-20)	156
	District wise Revenue Collection (ANNEX-21)	158
	Summary of Comparative Climate Change Relevance Expenditure (ANNEX-22)	160
	Function wise Climate Change Responsive Budget and Expenditure (ANNEX-23)	161
	Source wise Climate Change Responsive Expenditure (ANNEX-24)	162
	District wise Climate Change Relevance Expenditure (ANNEX-25)	163
	Donor wise Outstanding External Debt & Equivalent (ANNEX-26)	166
	Donor wise Outstanding External Debt (In Commitment Currency , NPR & USD (ANNEX-27)	167
	Outstanding External Debt (Currency Wise Summary) (ANNEX-28)	168
	Monthly Disbursement Summary Of External Debt (ANNEX-29)	169

	Monthly Principal Repayment Summary Of External Debt (ANNEX-30)	170
	Interest Payment Summary Of External Debt Of FY 2015/16 (ANNEX-31)	171
	Loan ID- Wise Outstanding External Debt & Equivalent NPR (ANNEX-32)	172
	Statement Of Annual Disbursement (Disbursing Loan) (ANNEX-33)	181
	Disbursement Statement (ANNEX-34)	183
	Cumulative Disbursements Of External Debt (ANNEX-35)	204
	Cumulative Payment Of External Debt (ANNEX-36)	216
	Summary Of Domestic Borrowing (Loan type-wise), (ANNEX-37)	228
	Financial Statement Of Domestic Borrowing (Loan wise): Rastriya Bachat Patra, Nagarik Bachat Patra, Development Bond, Special Loan, Foreign Employment Loan, IMF Value Adjustment, And National Loan Commission (ANNEX-38)	229
	Financial Statement Of Domestic Borrowing (Loan wise): Treasury Bills (ANNEX-39)	237
	Status Of Share Investment As Of FY 2015/16 (ANNEX-40)	249
	Status Of Loan Investment As Of FY 2015/16 (ANNEX-41)	250
	Status Of Repayment From Investment As Of FY 2015/16 (ANNEX-42)	251
	Statement of Ministry wise Outstanding Grant and Loan (ANNEX-43)	252
	IMF Table 28, Nepal : Summary of Government Operations (ANNEX-44)	253
	IMF Table 29, Nepal : Government Revenue (ANNEX-45)	254
Note :	<ol style="list-style-type: none"> 1. Due to GFS 2001, there are some changes in table formats and statistical presentation, so it differs from previous years. 2. Some statistics are round up, so it may differ with total. 3. Blank or N.A. shown in tables refer unavailability of statistics. 4. Some statistics may differ with previous tables due to updated statistics. 	

List of Tables

Table No.	Description	Page No.
Table 1	Statement of Revenue Collection	5
Table 2	Composition of the Total Revenue Collection	6
Table 3	Major Sources of Government Revenue	7
Table 4	Actual Government Expenditure	8
Table 5	The Composition of Expenditure	8
Table 6	Sources of Fund	9
Table 7	Expenditure according to the economic classification	9
Table 8	COFOG wise expenditure	11
Table 9	Sector wise Recurrent Expenditure	11
Table 10	Sector wise Capital Expenditure	12
Table 11	Sector wise climate change expenditure	12
Table 12	Outstanding Advance Amount	13
Table 13	The central level agencies wise outstanding Advance	13
Table 14	Outstanding Total Debt	14
Table 15	Donor Wise Outstanding External Debt	14
Table 16	Amount of Principal Repayment	15
Table 17	Amount of Interest Payment	15
Table 18	Ministry wise outstanding liabilities	16
Table 19	Status of Loan and Share Investment in Various Organizations	16
Table 20	Ratio of major Economic indicators with GDP	21
Table 21	Total Revenue Collection Scenario	25
Table 22	Scenario of Recurrent, Capital & Financing expenditure	26
Table 23	Ratio of Actual Expenditure and Estimated budget	27
Table 24	Sector-wise Expenditure (Percentage on Total Expenditure)	28
Table 25	Source wise Expenditure (Percentage on Total Expenditure)	29
Table 26	Priority wise Expenditure (Percentage on Total Expenditure)	30
Table 27	Ratio on Total Expenditure	31
Table 28	Ratio with Revenue	32
Table 29	Development Region Wise Revenue Collection	35
Table 30	Expenditure Scenario of Development Region (after deducting Central Payment)	36
Table 31	Reimbursement Statement of Foreign Aid Project	38
Table 32	Debt Ratio	39
Table 33	Ratio of Investment on PE's to Expenditure	41
Table 34	Ratio with Tax Revenue	42
Table 35	Outstanding Advance and Irregularities from Internal Audit Observation to Actual Expenditure	43

List of Figures

Figure No.	Description	Page No.
Figure 1	Ratio of Expenditure to GDP	22
Figure 2	Ratio of Outstanding Debt to GDP	22
Figure 3	Ratio of debt to GDP	23
Figure 4	Ration of Investment on Public Enterprise with GDP	24
Figure 5	Ratio of Actual Received Foreign Aid with GDP	24
Figure 6	Total Revenue Collection Scenario	25
Figure 7	Scenario of Actual Expenditure with Budget	26
Figure 8	Ratio of Actual Expenditure and Estimated budget	27
Figure 9	Sector-wise Expenditure (Percentage on Total Expenditure)	28
Figure 10	Source wise Expenditure (Percentage on Total Expenditure)	30
Figure 11	Priority wise Expenditure (Percentage on Total Expenditure)	31
Figure 12	Ratio on Total Expenditure	32
Figure 13	Actual Revenue to Expenditure Ratio	33
Figure 14	Actual Revenue to Dividend and Interest Ratio	34
Figure 15	Actual Revenue to Functional Expenditure Ratio	34
Figure 16	Development Region Wise Revenue Collection	35
Figure 17	Expenditure Scenario of Development Region (after deducting Central Payment)	36
Figure 18	Retirement Expenditure Scenario On Total Expenditure	37
Figure 19	Reimbursement Statement of Foreign Aid Project	38
Figure 20	Outstanding Debt Scenario	39
Figure 21	Proportion of Internal and External Debt	40
Figure 22	Debt Servicing Scenario	40
Figure 23	Ratio of Investment on PE's to Expenditure	41
Figure 24	Ratio with Tax Revenue	42
Figure 25	Outstanding Advance and Irregularities from Internal Audit Observation to Actual Expenditure	43

Acronyms

BDOD	- Bilateral Disbursement of Outstanding Debt
COFOG	- Classification of Functions of Government
DOD	- Disbursement of Outstanding Debt
DODE	- External Disbursement of Outstanding Debt
E	- Expenditure
EGA	- Expenditure for General Administration
EGGESD	- Expenditure Good Governance and Effective Service Delivery
EIDTP	- Expenditure for Inclusive Development and Targeted Programme
EPBBEG	- Expenditure for Employment Oriented, Poor and Broad Based Economic Growth
EPID	- Expenditure for Physical Infrastructure Development
EPSBBEG	- Employment Centric, Poverty Alleviation oriented, Sustainable and Broad Based Economic Growth
ERRR	- Expenditure for Relief Reconstruction and Reintegration
EST	- Economic Social Transformation
ETP	- Expenditure for Targeted Programme
Exp.	- Expenditure
FCGO	- Financial Comptroller General Office
FGE	- Foreign Grant Portion
FLE	- Foreign Loan Portion
FSSPI	- Federal Structure Supportive Physical Infrastructure
GDP	- Gross Domestic Product
GON	- Government of Nepal
GoNE	- Government of Nepal Expenditure
IED	- Inclusive and equitable development
MDOD	- Multilateral Disbursement of Outstanding Debt
MITS	- Maintaining for Industry, Trade and Service Sector
NRT	- Net Resource Transfer
R	- Total Revenue Collection
TB	- Treasury Bill
TD	- Total Debt
TE	- Targeted Expenditure/Annual Budget
TR	- Targeted Revenue/Estimates of Revenue
TSA	- Treasury Single Account
TXR	- Tax Revenue

Executive Summary

- 1.1 In the fiscal year (FY) 2015/16, the total revenue collection is NPR. 481,961.68 million (96.40 % of the budgeted revenue of NPR.499, 962.24 million) and the total expenditure is NPR. 601,015.58 million (73.34% of budgeted expenditure of NPR.819, 468.9 million). In the preceding fiscal year (2014/15), the actual revenue collection and total expenditure were 95.55% and 86% of the budgeted figures respectively.
- 1.2 The growth rates of revenue collection and total expenditure are 18.75% and 13.07% respectively for the fiscal year 2015/16 which is 4.94 percentage point more than and 9.11 percentage point less than the previous fiscal year growth rates of 13.81% and 22.18% respectively.
- 1.3 The composition of the total revenue comprises of 87.37% of tax and 12.63% of non-tax revenue for the FY 2015/16 which is consistently similar to the previous few years of revenue composition.
- 1.4 The recurrent, capital and financing spending account 61.78%, 20.51% and 17.71% of the total government expenditure in the FY 2015/16 compared to the previous fiscal year spending of 63.85%, 16.71% and 19.43% in each category.
- 1.5 When compared to the annual budget figures, recurrent, capital and financing spending reckon 76.67%, 59.01% and 84.28% respectively in the FY 2015/16. In the previous FY 2014/15, this figures were 85.07%, 76.09%, and 100.89% respectively.
- 1.6 In the FY 2015/16, 87.89% of the total government expenditure is financed by domestic sources (revenue plus domestic borrowing) whereas 6.58% and 5.53% of total expenditure are financed by foreign grant and loan respectively. In the previous FY 2014/15, these figures were recorded to be 87.98%, 7.2% and 4.82% respectively.
- 1.7 In the FY 2015/16, the surplus in the consolidated fund is NPR 55,550.04 million. That figures were recorded at negative NPR 18,264.91 million and negative NPR 14,911.56 million in the FY 2014/15 and FY 2013/14 respectively.
- 1.8 In the FY 2015/16, the ratio of total expenditure to GDP is 26.73% which was 25.02% in the FY 2014/15. Similarly, the ratio of total revenue collection to GDP is 21.43% in the FY 2015/16 which was 19.10% in the FY 2014/15.
- 1.9 In FY 2015/16, Foreign aid mobilization to GDP ratio is 3.24% (grant 1.76% and loan 1.48% to GDP) while domestic borrowing is 2.37% of GDP.

- 1.10 In the FY 2015/16, the total investment on public enterprise– including both shares and lending– is 1.69% of GDP which was 1.36% in the preceding fiscal year.
- 1.11 General public services (25.26%), Education (24.36%), Economic affairs (18.22%), Health (8.20%), public order and safety (8.17%) are the major five sectors which sum up to almost 84% of the total expenditure in the FY 2015/16.
- 1.12 Similarly, grants to social service (22.76%), wages and salaries (14.85%), civil works (14.75%), repayment of internal debt (8.37%), and retirement benefit (5.95%) are major five line-item heads which accounts 66.68% of the total government expenditure in the FY 2015/16.
- 1.13 In recent years, government’s committed liabilities towards pension and retirement facilities are in increasing trend. In the FY 2015/16 total spending for retirement benefits is NPR. 35,762.36 million (5.95% of total expenditure and 9.63% of total recurrent expenditure). In the previous FY 2014/15, these figures were at 6.47% and 10.14% respectively.
- 1.14 In the FY 2015/16, total climate change relevance budget expenditure is NRS. 85,635 million which is 14.25% of the total expenditure.
- 1.15 In FY 2015/16, the total net outstanding reimbursable amount is NPR 36.85 billion which includes NPR 22.52 billion and NPR 14.33 billion in grant and loan respectively.

1. Accounting Policy & Additional Disclosure

1. The current revenue and expenditure accounting of the government follow cash basis which records all cash receipts as revenue and all cash payments as expenditure in the consolidated fund.
2. The reported expenditure also includes payment for accrued expenses of the preceding year as per the provision of rules 40(8) & (9) of Financial Procedure Regulation, 2064.
3. The amount included in the consolidated financial statement represents only the revenue and expenditure accumulated in consolidated fund as provisioned by Constitution of Nepal. The revenue and expenditure heads are approved by the Parliament through the Appropriation Act which are also included in the budget speech.
4. The expenditure also includes advance amount unsettled during the fiscal year. The expenditure also includes cheque issued but not presented at bank for payment, which is worth NPR. 57.98 million in total.
5. Block grants to the local bodies and public corporations have been recorded as expenditure on release.
6. In case of any record discrepancy, the expenditure figure from TSA-DECS (Treasury Single Account-District Expenditure Control System) prevails as TSA-DECS is the base system for recording, verifying, certifying, and internal auditing of accounting records.
7. Source wise expenditure reports are extracted from TSA-DECS and reconciliation is carried out accordingly with the line ministries' records wherever possible.
8. The non-cash release and expenditure (direct payments, commodity grants and technical assistance by the development partners) is based on the reporting from the concerned line ministries and projects. However, this figures might be underreported as some line ministry/project fails to report on time.
9. The release amount from respective DTCO is treated as expenditure whenever there arises any difference between released and expenditure amount.
10. Expenditure reporting in foreign currency uses prevailing exchange rate on the value date. In the case of missing value date, rate prevailing at the year-end has been used.
11. The GoN has developed its financial statistics classification, expenditure/revenue heads and reporting framework in line with the Government Financial Statistics Manual, 2001-IMF. For this, the GoN has also developed some country specific codes for expenditure and revenue.
12. Broadly, government expenditure are classified into recurrent, capital, and financing and expenditure figures have further been classified under ten functional

code's consistent with the COFOG (Classification of the Functions of Government) of GFS manual of IMF.

13. All types of assistance, grants and subsidies provided fall into the recurrent expenditure category.
14. The outstanding advance amount has also been included in to the total expenditure figure of the FY 2015/16.
15. Gross Domestic Product (GDP) figure used in this report is at current prices published by the Central Bureau Statistics.
16. The financial statistics presented in this report has been audited by the Office of the Auditor General.

2. Revenue and Other Income

2.1 In the FY 2015/16, the total revenue collection is NPR 481,961.68 million (a growth of 18.75% compared to previous FY). In the preceding FY 2014/15, the growth rate of revenue was 13.81% and average growth rate of revenue collection for the last five years was 19.29%. The revenue collection in the FY 2015/16 is 96.40% of the targeted revenue collection. It was 95.55% in the preceding fiscal year of 2014/15. (See table 1)

Table 1: Statement of Revenue Collection

	<i>NPR. In Million</i>				
	2011/12	2012/13	2013/14	2014/15	2015/16
Total Revenue	244374.10	296021.15	356620.78	405,866.51	481,961.68
1. Tax Revenue	211722.61	259214.94	312441.26	355,955.77	421,096.39
A) Taxes on Income, Profits and Capital Gains	51303.23	64186.69	75613.64	86165.66	114,138.00
B) Taxes on Payroll and Workforce	1555.00	1880.63	2449.91	2925.85	3,269.78
C) Taxes on Property	3588.47	5340.17	6671.12	9399.41	13,149.40
D) Taxes on Goods and Services	110561.20	129270.48	157718.40	180025.21	205,668.47
E) Taxes on International Trade and Transactions	43390.81	56931.82	67980.49	74841.23	82,159.14
F) Other taxes	1323.90	1605.15	2007.72	2598.41	2,711.61
2. Other Revenue	32651.49	36806.21	44179.52	49,910.74	60,865.29
A) Property Income	17,652.57	17,608.40	20,675.17	22,708.69	26,158.96
B) Sales of Goods and Services	6,913.12	11,247.05	11,645.35	12,230.64	13,846.99
C) Penalties, Fines & Forfeitures	315.65	338.15	452.76	1,254.29	788.92
D) Voluntary Transfers other than Grants	0.82	5.14	2.37	4.99	3.00
E) Miscellaneous Revenue	7,769.33	7,607.47	11,403.86	13,712.13	20,067.41

2.2. In the FY 2015/16, the tax revenue is NPR. 421,096.39 million which is 87.37% of the total revenue collection compared to 87.70% in the preceding FY 2014/15. In this fiscal year, the total collection of non-tax revenue is NPR. 60,865.29 million (12.63% of total revenue). (See table 2)

Table 2: Composition of the Total Revenue Collection*Figure In Percentage*

	2011/12	2012/13	2013/14	2014/15	2015/16
1. Tax Revenue	86.64	87.56	87.61	87.62	87.37
A) Taxes on Income, Profits and Capital Gains	20.99	21.68	21.20	21.23	23.68
B) Taxes on Payroll and Workforce	0.64	0.64	0.69	0.72	0.68
C) Taxes on Property	1.47	1.80	1.87	2.23	2.73
D) Taxes on Goods and Services	45.24	43.67	44.23	44.36	42.67
E) Taxes on International Trade and Transactions	17.76	19.23	19.06	18.44	17.05
F) Other taxes	0.54	0.54	0.56	0.64	0.56
2. Other Revenue	13.36	12.43	12.39	12.30	12.63
A) Property Income	7.22	5.95	5.08	5.60	5.43
B) Sales of Goods and Services	2.83	3.80	3.27	3.01	2.87
C) Penalties, Fines & Forfeitures	0.13	0.11	0.13	0.31	0.16
D) Voluntary Transfers other than Grants	0.00	0.00	0.00	0.00	0.00
E) Miscellaneous Revenue	3.18	2.57	3.20	3.38	4.16
Total	100.00	100.00	100.00	100.00	100.00

- 2.3. Value Added Tax (VAT) is the largest source of government revenue for the FY 2015/16. In this fiscal year, VAT contributes 25.40% on total revenue and 29.07% on tax revenue. Income tax, custom duties and excise duties are other major sources of tax revenue after VAT. They contribute 23.68%, 17.05% and 13.65% on total revenue and 27.10%, 19.51% and 15.62% on tax revenue respectively. The aforementioned four categories of revenue sources accounts 91.30% of tax revenue.(See table 3).
- 2.4. As far as non-tax revenue is concerned, dividend received on government share investment is the largest source of revenue collection in the FY 2015/16. In this fiscal year, the government has received NPR. 14,983.12 million as dividend while it was NPR. 13,731.72 million in preceding the FY 2014/15. Sales of goods, Charges for issuing passports, and Rent & Royalty are the other key sources of non-tax revenue. Contribution of those aforementioned four sectors on total revenue is 10.18% and on non-tax revenue is 80.58%. (See table 3).

Table 3: Major Sources of Government Revenue*NPR.In Million*

Description	2012/13		2013/14		2014/15		2015/16	
	Amount	% in TR	Amount	% in TR	Amount	% in TR	Amount	% in TR
Tax Revenue								
Income Tax	64186.69	21.68	75613.64	21.20	86165.66	21.23	114137.99	23.68
Value Added Tax	83418.37	28.18	101104.60	28.35	112521.79	27.72	122411.94	25.40
Custom Duties	54326.55	18.35	64125.20	17.98	70525.54	17.38	82159.14	17.05
Excise Duties	36234.66	12.24	45412.57	12.73	53538.19	13.19	65776.42	13.65
Non Tax Revenue								
Dividends	10843.66	3.66	12992.14	3.64	13731.72	3.38	14983.12	3.11
Charges for Issuing Passports	4196.97	1.42	7771.07	2.18	9391.56	2.31	12147.66	2.52
Sales of Goods	5374.14	1.82	6297.86	1.77	7295.21	1.80	13846.88	2.87
Rent & Royalty	6236.88	2.11	6027.50	1.69	7046.97	1.74	8065.69	1.67

2.5 In the FY 2015/16, NPR.3,277.37 million has been recovered from refund of advances as well as unutilized released amount of previous fiscal years or recovery of irregularities identified by audit. In the preceding FY 2014/15, the figure was NPR. 6,090.46 million.

3. Expenditure:

- 3.1 The national expenditure budget for the FY 2015/16 is NPR. 819,468.9 million which is higher by 32.58% compared to the preceding FY 2014/15 actual expenditure. The composition of the national budget is 59.10% recurrent, 25.49% capital and 15.42% financing expenditure.
- 3.2 In the FY 2015/16, the total government spending is NPR. 601,015.58 million which is 13.07% higher compared to the previous FY 2014/15 total spending of NPR. 5, 31,558.36 million.
- 3.3 In FY 2015/16, the government has spent NPR. 371,297.09 million on recurrent, NPR. 123,251.45 million on capital and NPR. 106,467.05 on financing activities. (See table 4)

Table 4: Actual Government Expenditure*NPR. In. Million*

Expenditures Head /FY	Actual Expenditure on Budgeted Expenditure					Expenditure on Total Expenditure				
	2011/12	2012/13	2013/14	2014/15	2015/16	2011/12	2012/13	2013/14	2014/15	2015/16
Recurrent	91.32	88.69	85.88	85.07	76.67	71.78	69	69.77	63.85	61.78
Capital	70.78	82.56	78.37	76.09	59.01	15.15	15.22	15.33	16.71	20.51
Financing	97.02	94.81	82.35	100.89	84.28	13.07	15.78	14.9	19.43	17.71
Total	88.12	88.59	84.11	86	73.34	100	100	100	100	100

- 3.4 In the FY 2015/16, total expenditure is only 73.34% of estimated budget which is quite lower compared to the preceding FY 2014/15's 86% figure. The realized expenditures on each category of recurrent, capital and financing are 76.67%, 59.01% and 84.28% of national budget respectively. In the previous fiscal year, these figures were at 85.07%, 76.09% and 100.07% respectively. The average tendency of actual to budgeted expenditure is above 84% in the last five fiscal years except for the FY 2015/16.
- 3.5 In the FY 2015/16, the composition of total expenditure is 61.78% recurrent, 20.51% capital and 17.71% financing expenditures which, in FY 2014/15, were at 63.85%, 16.71% and 19.43% respectively. (See table 5)

Table 5: The Composition of Expenditure*Figure In Percentage*

Expenditures Head/ FY	Actual Expenditure on Budgeted Expenditure					Expenditure on Total Expenditure				
	2011/12	2012/13	2013/14	2014/15	2015/16	2011/12	2012/13	2013/14	2014/15	2015/16
Recurrent	91.32	88.69	85.88	85.07	76.67	71.8	69	69.8	63.9	61.8
Capital	70.78	82.56	78.37	76.09	59.01	15.2	15.2	15.3	16.7	20.5
Financing	97.02	94.81	82.35	100.89	84.28	13.1	15.8	14.9	19.4	17.7
Total	88.12	88.59	84.11	86	73.34	100	100	100	100	100

- 3.6 In FY 2015/16, the government own sources cover about 88% of the total expenditure similar to the preceding fiscal year. The rest of the expenditure is financed by foreign grant and loan which covers 6.58% and 5.53% of the total expenditure respectively. (See table 6)

Table 6: Sources of Fund*NPR. In Million*

Source	2011/12	2012/13	2013/14	2014/15	Budget (2015/16)		Actual (2015/16)	
	% In TE	% In TE	% In TE	% In TE	NPR	% In TE	NPR	% In TE
GoN	84.7	86.84	86.16	87.98	613574.80	86.09	528243.30	87.89
Foreign Grants	12.03	9.82	9.7	7.2	110929.40	35.65	39543.98	6.58
Foreign Loan	3.27	3.34	4.14	4.82	94964.70	34.99	33228.30	5.53
Total	100	100	100	100	819468.90	73.34	601015.58	100.00

3.7 Grant to social service, wages and salaries, civil works, repayment of internal debt, and retirement benefits are the top five line-item expenditure heads. These five sectors reckon about 66.68% of total expenditure. (See table 7).

Table 7: Expenditure according to the economic classification*NPR. In Million*

Economic Heads	Actual	
	Amount	%
Recurrent Expenditures	371297.14	61.78
Wages and salaries	89268.16	14.85
Rent & Services	3212.70	0.53
Operation & Maintenance of Capital Assets	4011.96	0.67
Offices Materials & Services	3747.34	0.62
Consultancy and Other Services fee	5249.47	0.87
Program Expenses	19771.25	3.29
Monitoring, Evaluation & Travelling Expenses	2339.66	0.39
Miscellaneous	6252.83	1.04
Interest on Foreign Foreign	3310.88	0.55
Interest on Internal Loan	5362.16	0.89
Subsidies to Public Corporations	653.48	0.11
Subsidies to Private Enterprises	288.36	0.05
Grants	185.20	0.03
Grant to Local body	33858.47	5.63
Grant to Social Service	136804.11	22.76
Social Security	19019.20	3.16
Scholarships	1965.55	0.33
Retirement Benefits	35762.36	5.95
Refunds	227.80	0.04
Capital Expenditures	123251.46	20.51
Land	2825.95	0.47

Building	18501.76	3.08
Furniture & Fittings	675.87	0.11
Vehicles	2219.67	0.37
Plant & Machinery	5153.18	0.86
Civil Works	88664.90	14.75
Capital Research & Consultancy	5210.13	0.87
Financing	106467.05	17.71
Loan Investment	24816.58	4.13
Share Investment	12700.79	2.11
Repayment of External Debt	18614.73	3.10
Repayment of Internal Debt	50334.95	8.37
Total	601015.58	100.00

- 3.8 In the FY 2015/16, NPR. 581,762.37 million (96.80% of total spending) is channeled via the government's central treasury whereas remaining expenditure are committed outside the central treasury such as direct payment by the development partners and grants in-kind.
- 3.9 In the FY 2015/16, the reimbursable and cash foreign grants – that is released through the central treasury – are NPR. 25,168.24 million and NPR. 3,801.72 million respectively.
- 3.10 In the FY 2015/16, the reimbursable and cash foreign loans – that is released through the central treasury – are NPR. 20,278.98 million and NPR 4,270.13 million respectively.
- 3.11 As per the classification of the functions of government (COFOG), the highest share of the government expenditure is recorded in economic affairs, general public services, and education categories. Almost 30% of total expenditure is made on economic affairs, 29% on general public services and 15% on education sector. (See table 8).

Table 8: COFOG wise expenditure*Figure In Percentage*

S. N.	Expenditure Sector	2011/12	2012/13	2013/14	2014/15	2015/16
1	General Public Services	25.81	29.15	25.17	32.76	28.7
2	Defense	6.68	5.83	7.44	6.24	5.84
3	Public Order and Safety	11.58	10.53	10.34	6.39	5.79
4	Economic Affairs	23.7	23.45	25.41	25.99	29.17
5	Environmental Protection	0.32	0.49	0.59	1.42	1.95
6	Housing and Community amenities	3.14	3.09	3.28	3.19	3.79
7	Health	6.74	6.1	6.1	5.54	5.66
8	Recreation, Culture and Religion	0.61	0.67	0.9	0.63	0.66
9	Education	18.3	17.41	17.89	15.02	15.09
10	Social Protection	3.12	3.29	2.88	2.82	3.35
	Total	100	100	100	100	100

3.12 General public services, education, and economic affairs are the major three sectors which covers 67.94% of recurrent expenditure. (See table 9).

Table 9: Sector wise Recurrent Expenditure*Figure In Percentage*

S. N.	Expenditure Sector	2015/16
1	General Public Services	25.36
2	Defence	7.85
3	Public Order and Safety	8.17
4	Economic Affairs	18.22
5	Environmental Protection	0.67
6	Housing and Community Amenities	0.84
7	Health	8.20
8	Recreation , Culture and Religion	0.96
9	Education	24.36
10	Social Protection	5.36

3.13 In the FY 2015/16, economic affairs cover 70.13% of the total capital expenditure. Housing & community amenities and public order & safety are the second and third major capital expenditure categories in total capital expenditure being 14.56% and 3.40% respectively. (See table 10).

Table 10: Sector wise Capital Expenditure*Figure In Percentage*

S. No.	Expenditure Sector	2015/16
1	General Public Services	3.25
2	Defence	3.40
3	Public Order and Safety	3.62
4	Economic Affairs	70.13
5	Environmental Protection	1.45
6	Housing and Community Amenities	14.56
7	Health	2.90
8	Recreation , Culture and Religion	0.33
9	Education	0.19
10	Social Protection	0.17

3.14 In the FY 2015/16, total climate change relevance budget expenditure is NRS. 85,635.30 million. Out of total budget expenditure 43.02% is direct climate change responsive and 56.98% is indirect climate change responsive. Economic Affairs cover 76.69% of total climate change relevance budget expenditure. Housing and Community Amenities cover 15.87% and Environment Protection covers 5.96% respectively. (See table 11)

Table: 11 Sector wise climate change expenditure

S.No.	COFOG Category	Amount NPR.(In million)	Percentage
1	Economic Affaires	65677.34	76.69
2	Housing and Community Amenities	13594.52	15.87
3	Environmental Protection	5099.84	5.96
4	Recreation, Culture and Religion	602.76	0.70
5	General Public Service	573.57	0.67
6	Health	87.27	0.10
Total		85635.30	100.00

4. Others

The total outstanding advance up to the FY 2015/16 is NPR 32,261.79 million which includes NPR.9,974.90 million of the preceding FY 2014/15 outstanding advances. In the FY 2015/16 only, the total outstanding advance amount is NPR 22,286.90 million which comprises of NPR. 3,010.81 million of recurrent and NPR. 19,276.09 million of capital expenditure.(See table 12)

Table 12 : Outstanding Advance Amount*NPR .In Million*

	2011/12	2012/13	2013/14	2014/15	2015/16
Recurrent	3678.39	1700.22	3489.24	5459.61	6064.25
Capital	10983.83	7133.74	12188.02	24281.78	26197.54
Total	14662.22	8833.96	15677.26	29741.39	32261.79

4.1 Ministry wise Outstanding Advances

According to the ministry wise outstanding advances, major ten central level agencies sum up more than 96.93% of the total outstanding advances. (See table 13).

Table 13: The central level agencies wise outstanding Advance*Figure In Percentage*

S.N.	Name of Ministry	Percentage
1	Ministry of Physical Planning, Works and Transport Management	45.76
2	Ministry of Defense	21.95
3	Ministry of Irrigation	9.01
4	Ministry of Urban Development	6.98
5	Ministry of Federal Affairs and Local Development	4.59
6	Ministry of Health and Population	3.57
7	Courts	1.94
8	Ministry of Education	1.71
9	Ministry of Agriculture Development	0.74
10	Ministry of Home	0.69
	Total	96.93

4.2 Status of Internal Audit

In FY 2015/16, internal audit conducted by district treasury comptroller offices (DTCOs) report NPR. 9,816.35 million of irregular expenditures. This amount is 1.69% of the total released amount of NPR. 581,762.37 million from DTCOs.

4.3 Debt

- 4.3.1 Up to the FY 2015/16, total outstanding debt is NPR 627,789.2 million and it was NPR 544,918.60 million previous fiscal year. In this fiscal year, total outstanding debt is increased by 15.21% compared to previous year's outstanding debt. Out of the total outstanding debt, internal debt is NPR 239,028.90 million (38%) and external debt is NPR 388,760.30 million (62%). In the total outstanding external debt, bilateral debt is 9.32% and multilateral debt is 90.68%. (See table 14)

Table 14: Outstanding Total Debt*NPR .In Million*

Debt	2011/12	2012/13	2013/14	2014/15	2015/16
Internal Debt	213,920.60	211,872.80	206,688.60	201,656.80	239,028.97
External Debt	309,287.10	333,441.50	346,819.10	343,261.80	388,762.78
Bilateral	35223.59	34146.67	33224.97	34346.92	36,255.38
Multilateral	274063.54	299294.84	313594.12	308914.83	352,507.40
Total	523,207.70	545,314.30	553,507.70	544,918.60	627,789.2
Annual Increase/ Decrease	17.9	4.2	1.5	-1.6	15.21

4.3.2. Out of the total outstanding external debt, major portion of debt is received from International Development Association (IDA), Asian Development Bank (ADB) and Japan respectively which covers about 90.00% of total debt. (See table 15)

Table 15: Donor Wise Outstanding External Debt*NPR. In Million*

Debt	2011/12	2012/13	2013/14	2014/15	2015/16
<u>Bilateral</u>	35223.59	34,146.67	33224.98	34346.92	36,255.38
Austria	180.84	180.51	161.27	113.21	94.40
Belgium	1207.95	1,293.89	1260.26	982.40	943.94
China	2289.77	4,367.03	4846.47	8731.18	8,604.85
France	1673.12	1,551.32	1242.37	748.43	615.57
India	4364.07	5,014.84	4803.87	5605.35	6,204.23
Japan	19822.66	15,086.00	13786.72	11472.21	12,839.47
Korea	4544.48	5,525.54	6086.95	5708.00	6,014.86
Kuwait	285.13	279.67	258.35	229.07	216.47
Russia	123.46	105.49	106.48	118.37	0
Saudi	732.11	742.38	672.22	638.69	721.59
<u>Multilateral</u>	274063.55	299,294.84	313594.12	308914.84	352,507.40
Asian Development Bank (ADB)	135583.54	143,814.53	146560.04	140834.95	155,907.34
EEC	415.18	439.07	442.28	363.42	343.15
International Development Association (IDA)	127663.28	143262.27	154232.65	155310.87	182,798.11
International Fund for Agricultural Development (IFAD)	6268.81	6956.69	7087.12	6928.17	7,590.20
Nordic Development Fund (NDF)	2091.56	2,432.25	2618.15	2268.66	2,326.06
OPEC Fund for International Development (OFID)	2041.18	2,390.05	2653.89	3208.75	3,542.55
Total	309287.14	333,441.52	346819.10	343261.76	388,762.78

4.3.3 During this FY 2015/16, principal repayment made for internal and external debt is NPR 50,334.95 million and NPR. 18,614.86 million Respectively. It was

NPR.47,429.99 million and NPR.17,041.81 million respectively in the last fiscal year 2014/15. (See Table 16)

Table 16: Amount of Principal Repayment

Debt	<i>NPR. In Million</i>				
	2011/12	2012/13	2013/14	2014/15	2015/16
Internal Debt	6626.84	20940.09	25152.45	47429.99	50,334.95
External Debt	13,532.43	14,190.10	16,724.64	17041.81	*18,614.86
Total	20,159.26	35,130.19	41,877.09	64471.79	68,949.81
Annual (Increase/ Decrease)		74.26	19.21	53.92	6.95%

(* In 2015/16, NPR. 819.80 million includes in external debt as IMF Valuation adjustment)

4.3.4. In the FY 2015/16, total interest payment made NPR 8,673.07 million and it was NPR 9,265.10 million in the last fiscal year 2014/15. Expenditure for interest payment has decreased by 6.39% and which exhibited a decreased of 23.03% in the previous fiscal year. For last four years, it is in decreasing trend. (See table 17).

Table 17: Amount of Interest Payment

Debt	<i>NPR. In Million</i>				
	2011/12	2012/13	2013/14	2014/15	2015/16
Internal Debt Interest	12329.96	10733.51	8672.67	6229.02	5,362.16
External Debt Interest	2830.86	3003.19	3365.20	3036.07	3,310.91
Total	15160.83	13736.70	12037.87	9265.10	8,673.07
Annual Increase / Decrease	19.03	-9.36	-12.37	-23.03	-6.39%

4.4 Outstanding Liabilities for Payment

The outstanding liability in the FY 2015/16 is NPR 490.68 million which was NPR. 1,053.13 million in FY 2014/15. Key five ministries comprise of around 77.75% of total outstanding liabilities. (See table 18)

Table 18: Ministry wise outstanding liabilities

Ministry	Figure In Percentage	
	Amount	Percentage
Ministry of Irrigation	100.20	20.42
Ministry of Physical Planning, Works and Transport Management	86.80	17.69
Ministry of Health and Population	81.69	16.65
Ministry of Urban Development	79.02	16.10
Ministry of Home	33.93	6.92

4.5 Investment On Public Enterprises and Other Organizations

In the FY 2015/16, Government of Nepal has invested NPR. 40,767.61 million as of Share and Loan in 19 public organizations including 9 public enterprises. Among this amount NPR. 33,245.34 million has been invested through Consolidated Fund where NPR. 4,272.01 million invested as direct payment and rest NPR. 3,250.26 million invested through adjustment and reconciliation. Up to the FY 2015/16, total investment in such organization reached NPR. 360,331.74 million out of which loan is NPR. 201,557.56 million (55.94%) and Share is RS. 158774.18 million (44.06%). (See table 19).

Table 19: Status of Loan and Share Investment in Various Organizations*(NPR. In Millions)*

S. N.	Particular	Up to FY 2014/15	FY 2015/16			Total
			Investment	Adjustment	Principal repayment	
1.	Loan Investment					
	a. Internal Loan	65,357.21	19147.94	28.78	-13286.42	71247.51
	b. External Loan	120174.90	1369.63	0.00	-407.59	121136.94
	c. Loan by Direct payment	4901.10	4272.01	0.00	0.00	9173.11
	Total Loan	190433.21	24789.58	28.78	-13694.01	201557.56
2.	Share Investment					
	a. Primary Share	132525.78	12727.77	3221.48	0.00	148475.03
	b. Priority Share	9,789.75	0.00	0.00	0.00	9,789.75
	c. Share by Direct Payment	509.40	0.00	0.00	0.00	509.40
	Total Share	142824.93	12727.77	3221.48	0.00	158774.18
	Grand Total	333258.14	37517.35	3250.26	-13694.01	360331.74

Up to FY 2015/16 government of Nepal has invested share in 104 different organizations. In this year total Share amount has been increased by 11.16% and reached Rs.158774.18 million. The share is categorized into three groups namely Primary Share, Preference Share and Share in International organization; and their proportion is 90.96%, 6.17% and 2.88% respectively. Among the share investment about 0.40% (Rs. 654 million) is in non-existed 29 organizations. Total 90% of share is invested in 10 organizations and Nepal Electricity Authority holds high volume on it. The details of share investment are shown in Annex-40

Up to FY 2015/16 government of Nepal has invested Loan in 81 different organizations through internal (own revenue) and external (foreign grant and/or loan) sources. In this year total loan investment amount has been increased by 5.84% and reached Rs. 201557.56 million. Out of the, the proportion of internal loan is about 38.55%, and external loan is 55.45%. In the external loan the proportion of direct payment is 6%. Total 87% of loan is invested in 10 organizations out of which Nepal Electricity Authority holds 58.84% of total loan investment in a whole. The 17 organizations having internal loan and 6 organizations having external loan are not in existence. They hold Rs. 1,932.74 million which is 0.96% of total loan investment. The details of loan investment are shown in Annex 41.

The repayment status of GoN's loan investment is analyzed. Rs. 52084.60 million principal has been refunded up to FY 2015/16 which equals 25.84% of total outstanding loan. Rs. 36359.51 million has been received as interest up to FY 2015/16. But all organizations are not paying the principal and interest of the loan as of the refund schedule. Up to FY 2015/16 such default loan and interest amount is reached Rs. 108678.12million in which the percentage of principal and interest is 17.96% and 82.04% respectively. The details of repayment status is shown in Annex 42.

4.6 Position of Cash Flow

- 4.6.1 According to the statement of Nepal Rastra Bank (NRB), treasury position of GoN at the end of FY 2015/16 is NPR.115,018.5 million, which was NPR 33,813.1 million at the end of FY 2014/15.
- 4.6.2 Accumulated consolidated fund deficit for the FY 2015/16 is NPR. 23,144.36 million which was NPR. 78,694.40 million in FY 2014/15. There is a rise of NPR. 55,550.04 million Consolidated fund surplus for the FY 2015/16 only.

4.7. Nepal Public Sector Accounting Standard (NPSAS) implementation Status

Nepal Public Sector Accounting Standard (NPSAS) has been developed as a major reform initiative to improve the quality and comparability of financial statement of public sector. The key objective of adoption of NPSAS is to make public financial statements of GoN compatible with international standards which has been approved by GoN (Council of Ministers) on 15th Sep, 2008 to be implemented by the central level agencies.

Financial Comptroller General Office (FCGO) is the focal agency for the implementation of NPSAS. With this responsibility, FCGO had selected two ministries-one with substantive financial transaction (Ministry of Physical Infrastructure and Transport) and another with minimal financial transactions (Ministry of Women, Children and Social welfare) - as pilot entities for the FY 2013/14. The piloting was successfully carried out using the data of the FY 2011/12 and the FY 2012/13. For the FY 2013/14, live testing was conducted on the aforementioned entities and the NPSAS based financial report was prepared and submitted to OAG, which became the standard model framework for future implementation in remaining central economic entities.

The 16 economic entities where NPSAS was important for NPSAS implementation status till 2014/15 are as follows-

1. Office of the President,
2. Office of the Vice President,
3. Public Service Commission,
4. Election Commission,
5. Office of Auditor General,
6. Commission for Investigation of Abuse of Authority,
7. Office of the Prime Minister and Council of Ministers,
8. Ministry of Co-operative and Poverty alleviation,
9. Ministry of Foreign Affairs,
10. Ministry of Information and Communication,
11. Ministry of Law, Justice and Parliamentary Affairs,
12. Ministry of Science Technology and Environment,
13. Ministry of Health and Population,
14. National Planning Commission,
15. Ministry of Physical Infrastructure and Transport,
16. Ministry of Women, Children and Social welfare

The immense success of NPSAS implementation on the aforementioned entities was followed by the decision to broaden its applications in further 15 central economic entities for the FY 2015/16. These economic entities were outlined as follows:

1. Legislature Parliament Secretariat
2. Ministry of Finance
3. Ministry of Urban Planning
4. Ministry of Energy
5. Ministry of Agriculture development
6. Ministry of Home Affairs
7. Ministry of Land ref and management
8. Ministry of Defense
9. Ministry of Education
10. Ministry of Forest and Soil conservation
11. Ministry of Peace and Re construction
12. Ministry of Labour and Emp.
13. Ministry of Culture, Tourism and Civil aviation
14. Ministry of Federal and Local Dev.
15. Ministry of Irrigation

The above mentioned entities have already submitted their NPSAS based Financial report OAG and copy of such report was also provided to FCGO.

The OAG opinion regarding these reports seems to be conducive for its full-fledged expansion. Similarly, the Remaining 12 central economic entities were also directed to prepare NPSAS based financial report and to submit a copy of such draft to the FCGO. These entities were able to perform the designated task within a time prescribed time frame.

The Remaining 12 entities which were able to produce the draft version of NPSAS based financial report within the current FY are as follows-

1. Ministry of DW and Sanitation
2. Ministry of Livestock Dev.
3. Ministry of youth and Sports
4. Ministry of Commerce
5. Ministry of Industry
6. Ministry of Supply
7. Ministry of General Administration
8. Supreme Court
9. Office of Attorney General
10. Judicial Council Secretariat
11. Ministry of Science and Technology
12. National Human Right Commission

FCGO aims to expand the coverage of NPSAS based financial reporting system to all the central level agencies. In light of the commitment, FCGO has taken initiatives for various capacity building Measures. There were six Training cum workshop conducted within this fiscal year to enhance the capacity and skills of accounts group employees. The targeted participants for these program were the employees of Financial Management Section of Central Economic Entities like Constitutional bodies, Ministry, Central department etc.

Such rapid progress achieved on the execution of NPSAS has capacited FCGO to be awarded from the International communities on various occasions. Inspired by such recognition, FCGO is determined for the full-fledge expansion of NPSAS within the prescribed time frame.

5. Highlights of Macro Financial Scenario

(FY 2011/12 to 2015/16)

5.1 Macro Level Budget Operation

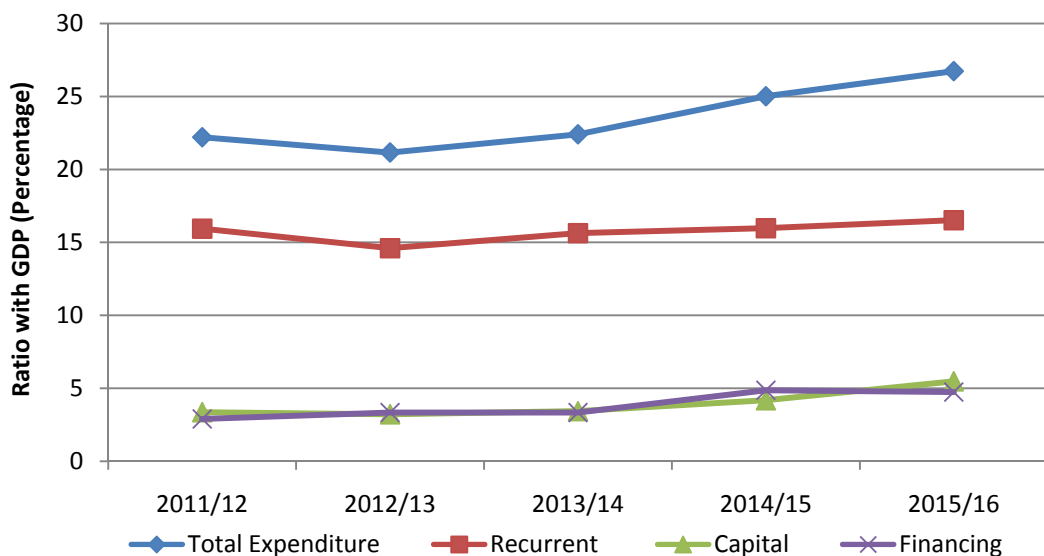
5.1.1 The ratio of total expenditure to GDP is in increasing trend. In FY 2015/16, this ratio is 26.74% which was 25.02% in FY2014/15. Ratio of recurrent expenditure to GDP remains constant around 16% while capital expenditure seems slightly increased in the FY 2015/16. In the FY2011/12, the ratios of recurrent and capital expenditure to GDP was 3.36% and 15.94% which reached to 5.48% and 16.52% in the FY 2015/16 respectively. (See table 20 and figure 1).

Table 20: Ratio of major Economic indicators with GDP, 2015/16

Figure In percentage

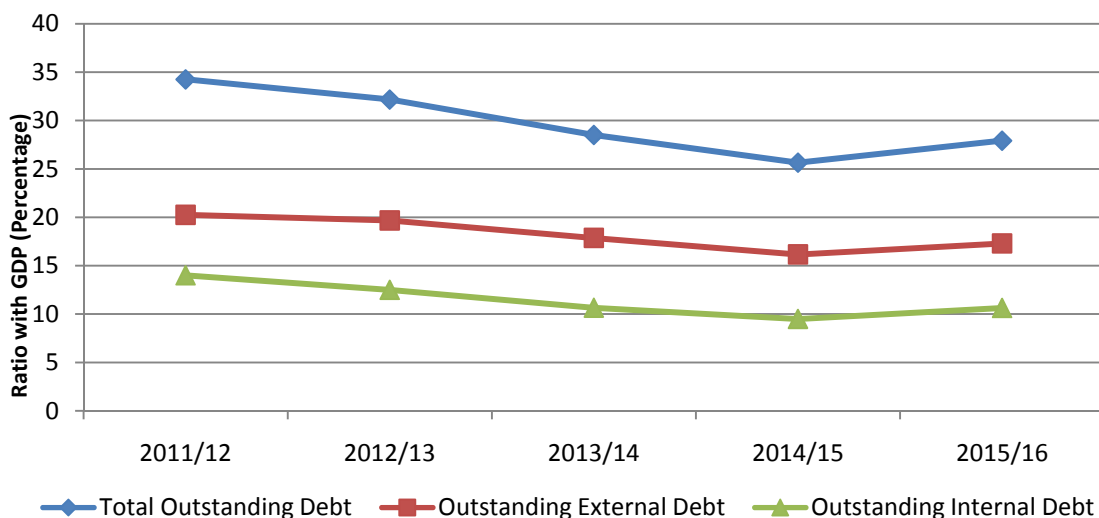
Particulars	2011/12	2012/13	2013/14	2014/15	2015/16
Expenditure	22.21	21.16	22.41	25.02	26.74
Recurrent	15.94	14.60	15.63	15.97	16.52
Capital	3.36	3.22	3.43	4.18	5.48
Financing	2.90	3.34	3.34	4.86	4.74
Revenue	16.00	17.46	18.37	19.10	21.45
Budget deficit	4.06	1.37	1.46	3.82	3.71
Foreign Loan Receipt	1.03	0.98	1.09	1.38	1.95
Foreign Grant Receipt	1.96	2.17	2.25	1.71	1.92
Total Outstanding Debt	34.26	32.17	28.51	25.65	27.92
Outstanding External Debt	20.25	19.67	17.86	16.16	17.29
Outstanding Internal Debt	14.01	12.50	10.65	9.49	10.63
Total Debt Received	3.41	2.10	2.12	3.37	5.85
Disbursement of External Debt	1.03	0.98	1.09	1.38	1.95
Domestic Borrowing	2.38	1.12	1.03	2.00	3.90
Re-payment of External Debt	0.89	0.84	0.86	0.80	0.83
Re-payment of Internal Debt	0.43	1.24	1.30	2.23	2.24
Total Debt Servicing	0.99	0.81	0.62	0.44	3.45
Net Resource Transfer (External)	0.14	(0.13)	0.23	0.58	1.12
Investment -Share	0.79	0.53	0.49	0.49	0.57
Investment -Loan	0.79	0.74	0.70	0.86	1.10
Total Investment	1.58	1.27	1.18	1.36	1.67

Figure 1: Ratio of Expenditure to GDP, 2015/16



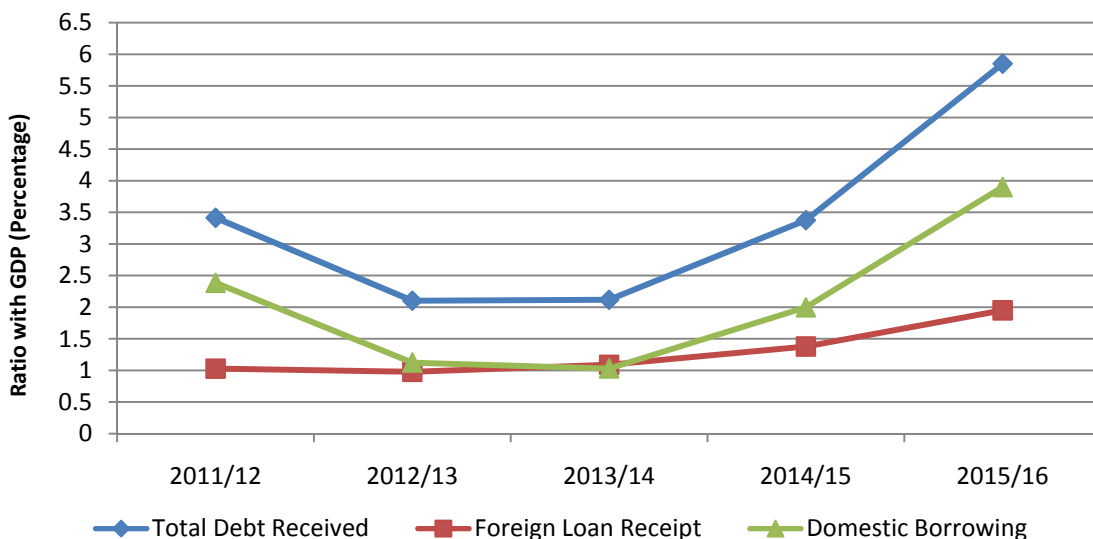
5.1.2. The ratio of outstanding total debt to GDP is in decreasing trend till FY 2014/15 but it is increased by 2.27% in FY 2015/16. The outstanding external and internal debts ratio to GDP is also in decreasing trend till FY 2014/15 which have increased slightly in the FY 2015/16. In the FY 2011/12, the ratio of total outstanding debt to GDP was 34.26% which has decreased to 27.92% in FY 2015/16. (See figure 2)

Figure 2: Ratio of Outstanding Debt to GDP, 2015/16



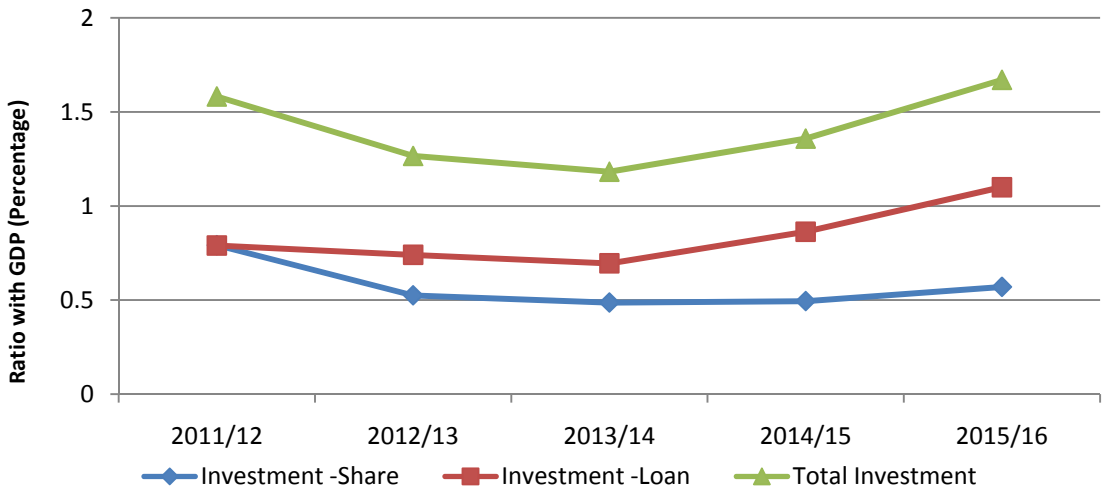
5.1.3. In the FY 2011/12, total debt to GDP ratio was about 3.5% which declined to 2% in the FY 2012/13 and remained constant till next fiscal year before surging to the level of almost 6% in the FY 2015/16. Also, domestic borrowing to GDP ratio has shown the similar pattern which started at almost 2.5% in the FY 2011/12 which declined to the level of 1% in the FY 2012/13 and 2013/14 and inclined to the level of 4% in the FY 2015/16. But, the foreign loan to GDP ratio has exhibited a consistent rise pattern which started at 1% in the FY 2011/12 and ended at 1.5% in the FY 2015/16.(See figure 3)

Figure 3: Ratio of debt to GDP, 2015/16



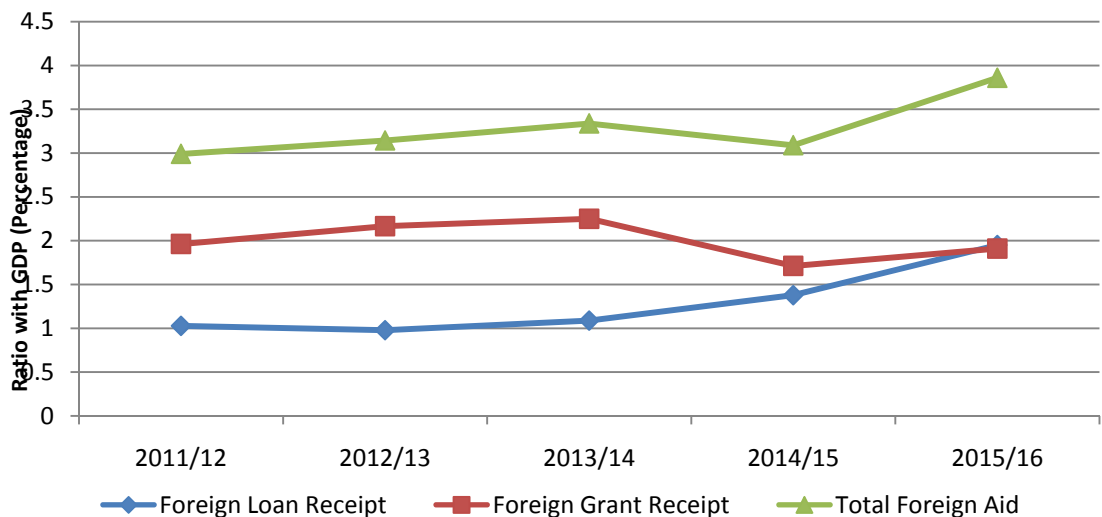
5.1.4. The ratio of total investment on public enterprises to GDP ratio started at 1.58% in the FY 2011/12 which declined slightly to the level of 1.18% in the FY 2013/14 before rising and reaching to the level of 1.67% in the FY 2015/16. The breakdown shows a clear inclination in the loan investment to GDP ratio since FY 2013/14 and share investment to GDP ratio somewhat remained constant during that period. (See figure 4)

Figure 4: Ration of Investment on Public EnterprisewithGDP, 2015/16



5.1.5. The ratio of foreign aid receipt to GDP in previous four years (FY 2011/12 – FY 2014/15) was below 3.5% which climbed to the level of 3.86% in the FY 2015/16. Regarding the foreign grant receipt to GDP ratio, the figures are moving around 2% for the last five fiscal years. However, foreign loan receipt to GDP ratio is in rising trend since FY 2013/14 finally reaching to 1.91% in the FY 2015/16. Initially, this figure was recorded to be 1.03% in the FY 2011/12. (See figure 5)

Figure 5: Ratio of Actual Received Foreign Aid with GDP, 2015/16



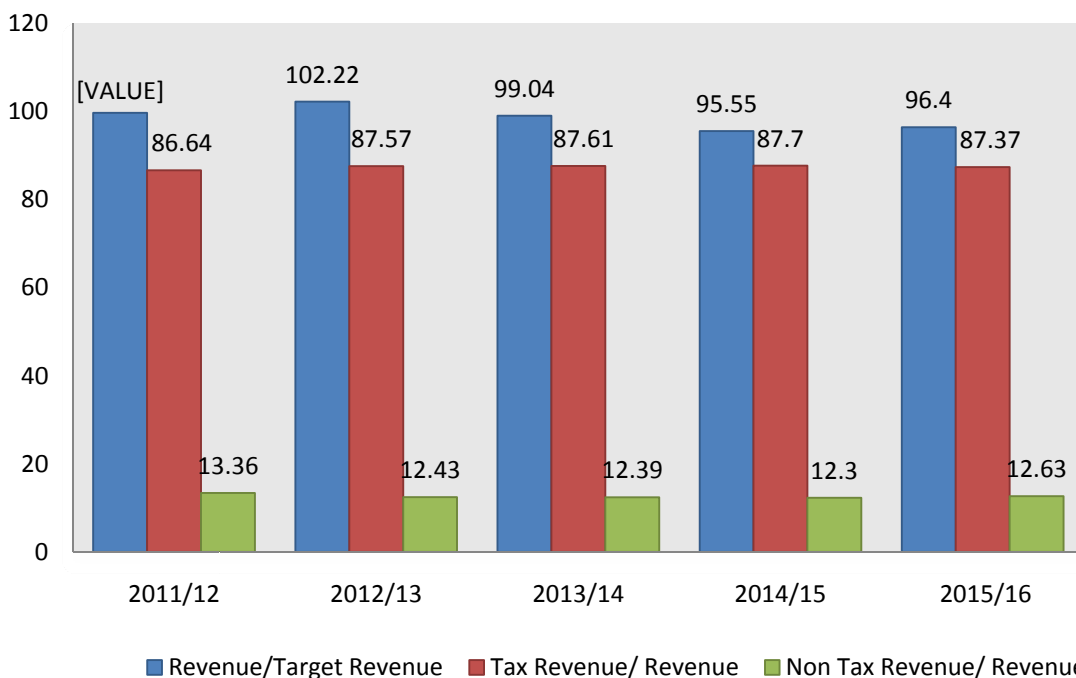
5.2 Macro Scenario

5.2.1 In the FY 2015/16, actual realization of revenue is 96.40% against the budgeted revenue collection target. The actual realizations of revenue were below the budgeted revenue collection targets except for the FY 2012/13. The contribution of tax revenue in the total revenue collection consistently remains around 87% for the last five fiscal year periods. (See table 21 and figure 6)

Table 21: Total Revenue Collection Scenario

Particulars	Figure In Percentage				
	2011/12	2012/13	2013/14	2014/15	2015/16
Revenue/Target Revenue	99.70	102.22	99.04	95.55	96.40
Tax Revenue/ Revenue	86.64	87.57	87.61	87.70	87.37
Non Tax Revenue (other revenue)/ Revenue	13.36	12.43	12.39	12.30	12.63

Figure 6: Total Revenue Collection Scenario



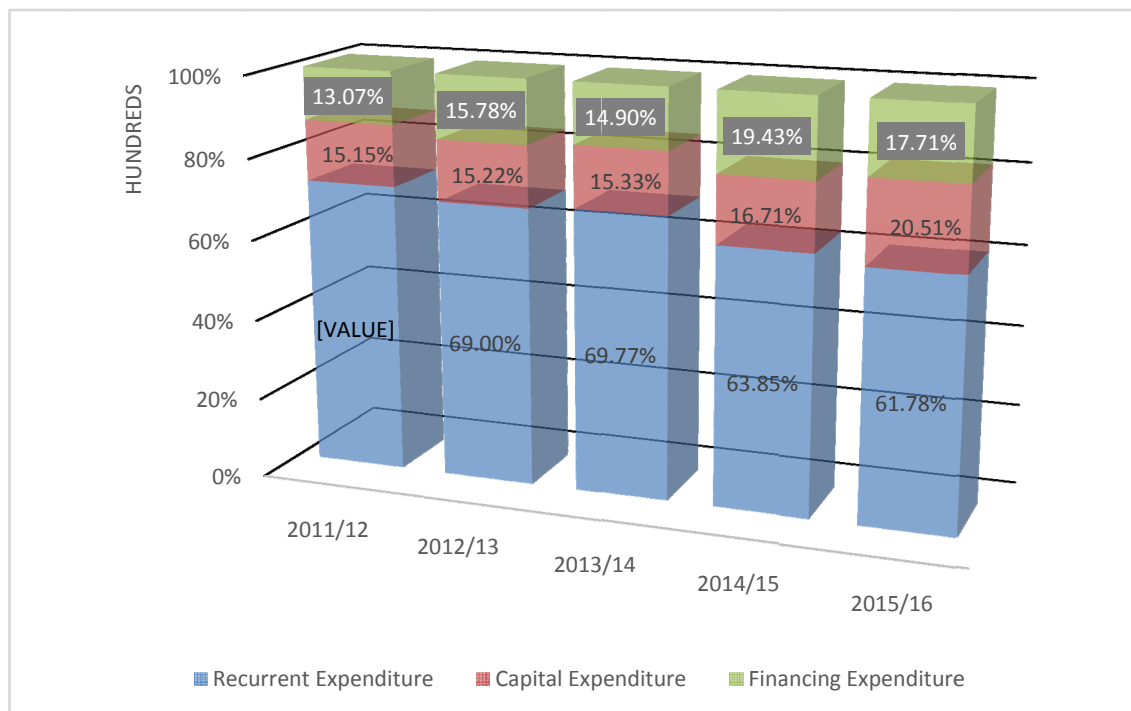
5.2.2 The proportion of recurrent expenditure in total expenditure seems decreasing where capital expenditure and expenditure on financing seems increasing except for the FY 2015/16 in which financing to expenditure ratio declined by 1.72 percentage point. (See table 22 & Figure 7)

Table 22: Scenario of Recurrent, Capital & Financing expenditure

Figure In Percentage

Particulars	011/12	2012/13	2013/14	2014/15	2015/16
Recurrent Expenditure/ Expenditure	71.78	69.00	69.77	63.85	61.78
Capital Expenditure/ Expenditure	15.15	15.22	15.33	16.71	20.51
Financing Expenditure/ Expenditure	13.07	15.78	14.90	19.43	17.71

Figure 7: Scenario of Actual Expenditure with Budget



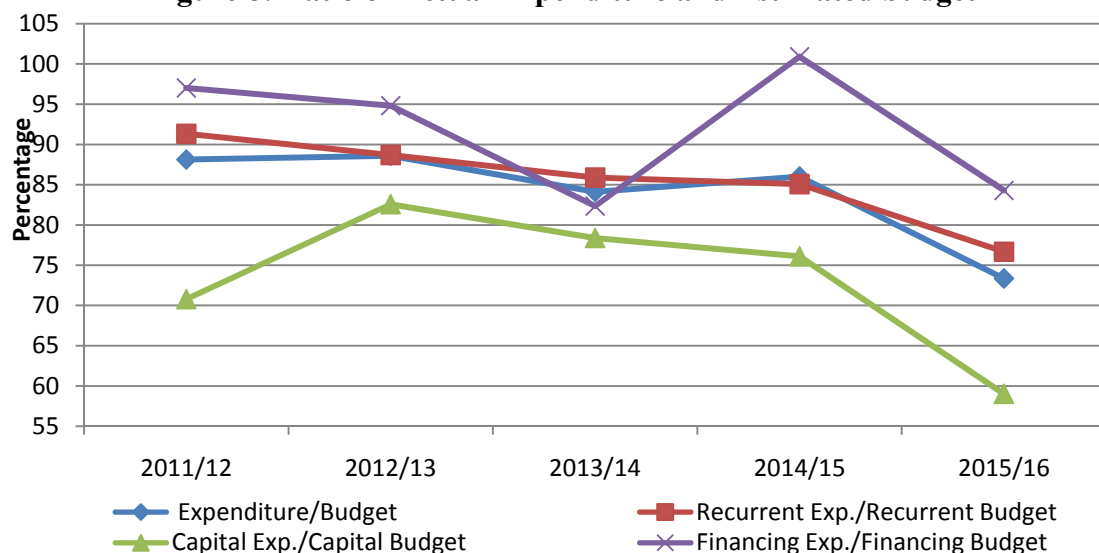
5.2.3. In FY 2015/16, the actual expenditure to budgeted expenditure is recorded as 73.34% which is the last five years' lowest figure. The actual budget expenditure in comparison to total allocation is below 90%. In the FY2011/12 actual expenditure was about 88.12% of estimated budget which is declined to 73.34% in FY2015/16. There current expenditure is in decreasing trend where, capital and financing expenditure is in fluctuating trend from the FY 2011/12 to 2015/16. The capital budget expenditure capacity seems constantly weak in the last five fiscal years. In the FY2011/12, the ratio of capital expenditure to capital budget estimate was 70.78% which increased to 82.56% in FY2012/13. After then it is in decreasing trend reaching 59.01% in 2015/16. (See table 23 and Figure 8)

Table 23: Ratio of Actual Expenditure and Estimated budget

Figure In Percentage

Particulars	2011/12	2012/13	2013/14	2014/15	2015/16
Expenditure/Total Budget	88.12	88.59	84.11	86.00	73.34
Recurrent Expenditure/Recurrent Budget	91.32	88.69	85.88	85.07	76.67
Capital Expenditure/Capital Budget	70.78	82.56	78.37	76.09	59.01
Financing Expenditure/Financing Budget	97.02	94.81	82.35	100.89	84.28

Figure 8: Ratio of Actual Expenditure and Estimated budget



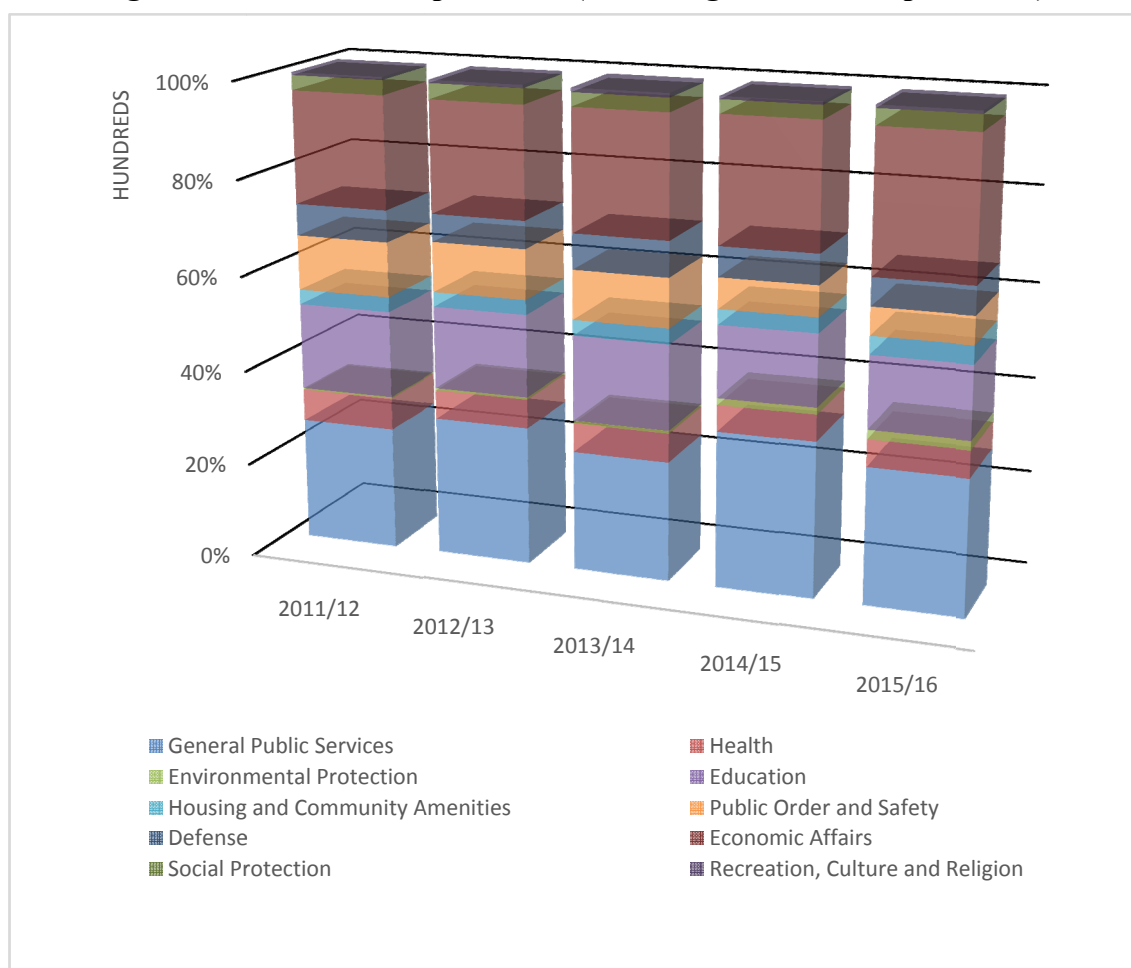
5.3 Allocative Efficiency

- 5.3.1. Government of Nepal has adopted COFOG classification as prescribed by the GFS Manual of IMF. As per the COFOG classification, in the FY 2015/16, general public services and economic affairs covers more than half of the total expenditure. The least expenditure is recorded in recreation, culture and religion category in the FY 2015/16. (see table 24 and figure 9)

Table 24:Sector-wise Expenditure (Percentage on Total Expenditure)

Functional Area	Figure In Percentage				
	2011/12	2012/13	2013/14	2014/15	2015/16
General Public Services	25.81	29.15	25.18	32.76	28.70
Defence	6.68	5.83	7.44	6.24	5.84
Public Order and Safety	11.58	10.53	10.34	6.39	5.79
Economic Affairs	23.70	23.45	25.41	25.99	29.17
Environmental Protection	0.32	0.49	0.59	1.42	1.95
Housing and Community Amenities	3.14	3.09	3.28	3.19	3.79
Health	6.74	6.10	6.10	5.54	5.66
Recreation , Culture and Religion	0.61	0.67	0.90	0.63	0.66
Education	18.30	17.41	17.89	15.02	15.09
Social Protection	3.12	3.29	2.88	2.82	3.35

Figure 9: Sector-wise Expenditure (Percentage on Total Expenditure)



5.4 Sources of Funds

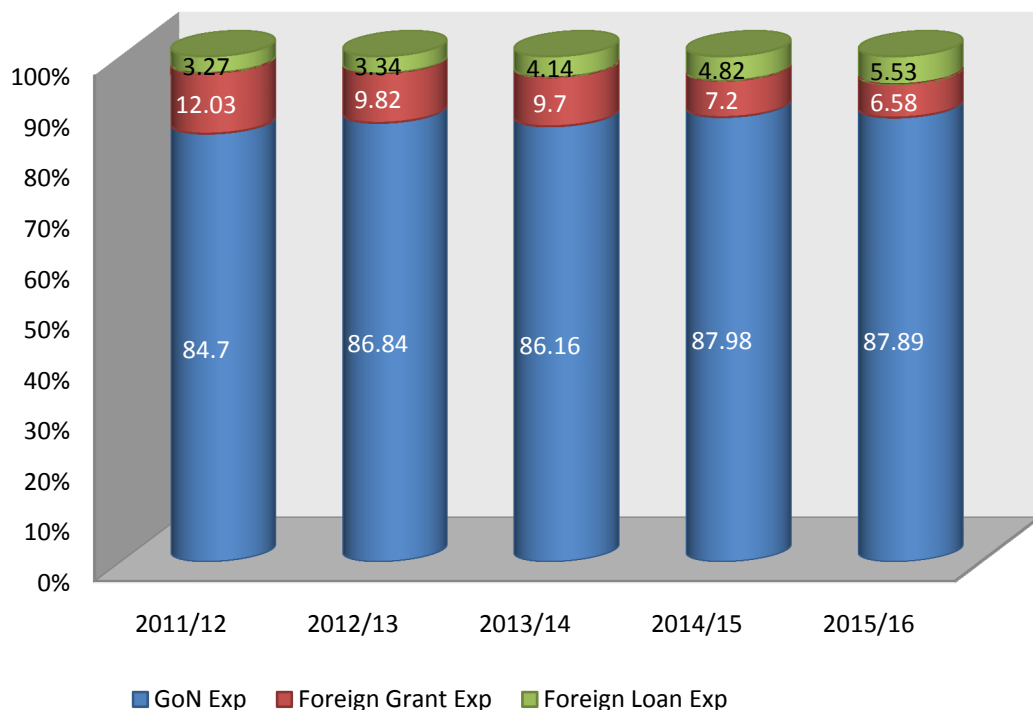
- 5.4.1 The share of governments own source in the total expenditure is in gradual increasing trend. In FY2011/12, the portion of government own source on total expenditure was 84.70% which reached 87.89% in the FY2015/16. The contribution of foreign sources on the total expenditure is 12.11% in the FY2015/16.
- 5.4.2 In the FY 2015/16, contribution of foreign grant in total expenditure is 6.58% which was 12.03% in the FY 2011/12. In the foreign grant, bilateral grant is remaining almost in constant ratio and multilateral grant is being increased where the contribution of other donor is being decreased respectively in the preceding years.
- 5.4.3 Contribution of foreign loan in expenditure also is in increasing trend. In the FY2011/12, the contribution of foreign loan was only 3.27% which reached up to 5.53% in FY2015/16. The contribution of multilateral loan is increasing while bilateral loan is decreasing while considering the composition of foreign loan expenditure for the past five years. (See table 25 and Figure 10)

**Table 25: Source wise Expenditure
(Percentage on Total Expenditure)**

Figure In Percentage

Particulars	2011/12	2012/13	2013/14	2014/15	2015/16
GoNExp/Total Expenditure	84.70	86.84	86.16	87.98	87.89
Foreign Grant Exp(FGE)/ Expenditure	12.03	9.82	9.70	7.20	6.58
Bilateral/FGE	49.60	47.64	49.09	48.38	44.77
Multilateral/FGE	29.35	33.48	38.00	34.93	38.75
Other/FGE	21.05	18.88	12.91	16.69	16.48
Foreign Loan Exp(FLE)/ Expenditure	3.27	3.34	4.14	4.82	5.53
Bilateral/FLE	22.82	13.31	14.04	13.38	9.63
Multilateral/FLE	70.64	78.49	82.00	79.97	90.37
Other/FLE	6.54	8.20	3.96	6.65	0

**Figure 10: Source wise Expenditure
(Percentage on Total Expenditure)**



5.5 Expenditure Priority

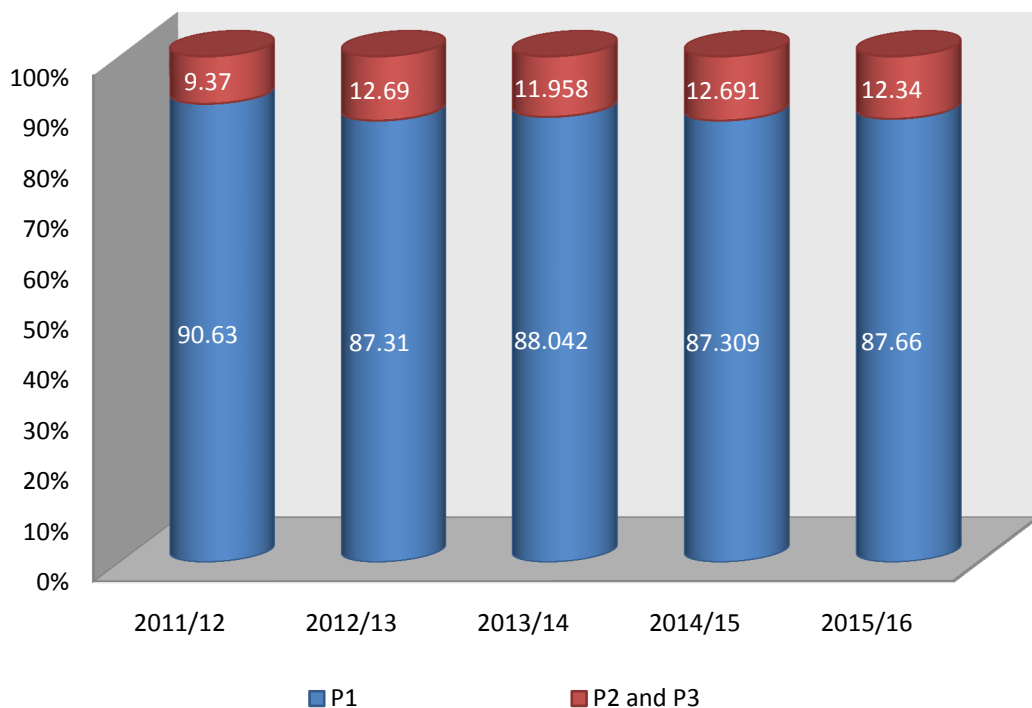
5.5.1 GoN has prioritized its program and budget into three priority namely P1, P2 and P3 for the prioritization of fund usage. In the FY 2015/16, expenditure on priority one (P1) category is 87.66%. (See table 26 and Figure 11)

**Table 26: Priority wise Expenditure
(Percentage on Total Expenditure)**

Figure In Percentage

Particulars	2011/12	2012/13	2013/14	2014/15	2015/16
Priority One(P1) E/Expenditure	87.87	90.63	87.31	88.04	87.66
Priority Two(P2) and Priority Three(P3) E/Expenditure	12.13	9.37	12.69	11.96	12.34

**Figure 11: Priority wise Expenditure
(Percentage on Total Expenditure)**



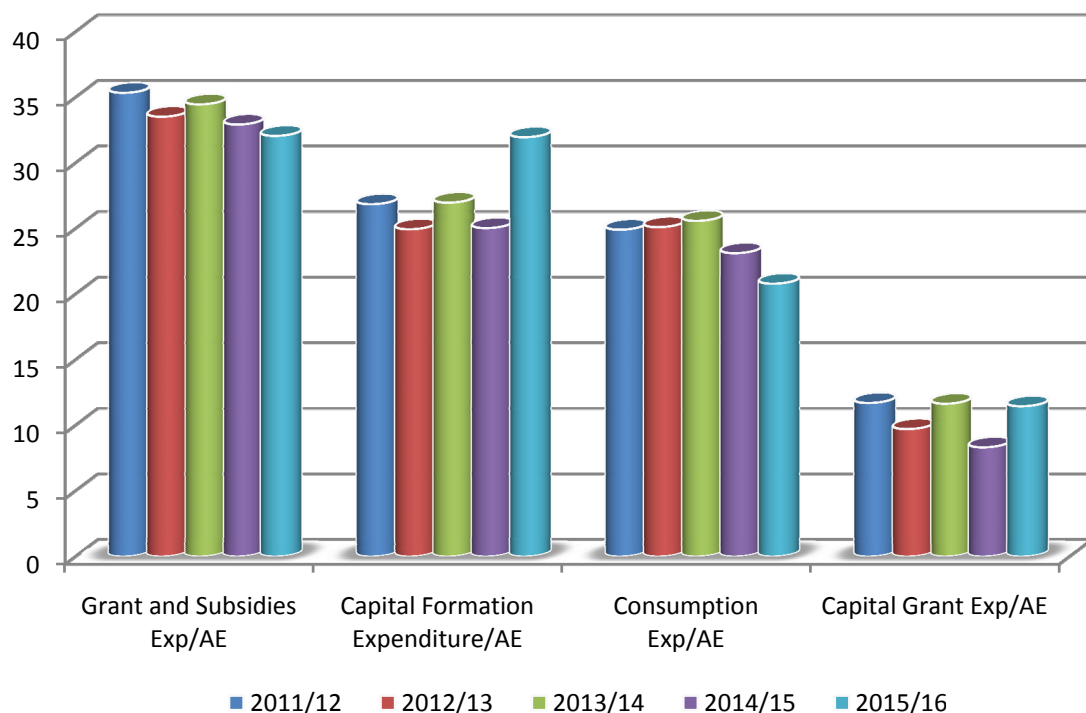
5.5.2 The expenditure for capital formation is only about one third of the total expenditure. Consumption expenditure, grant and subsidy expenditure, capital formation expenditure, and capital grant expenditure shares in the total expenditure are 20.8%, 32.07%, 31.97%, and 8.33% respectively.(See table 27 and Figure 12).

Table 27: Ratio on Total Expenditure

Figure In Percentage

Particulars	2011/12	2012/13	2013/14	2014/15	2015/16
Consumption Exp/Expenditure	24.92	25.11	25.59	23.13	20.80
Grant and Subsidies Exp/ Expenditure	35.35	33.53	34.47	32.93	32.07
Capital Formation Expenditure/ Expenditure	26.86	24.95	26.98	25.04	31.97
Capital Grant Exp /Expenditure	11.71	9.72	11.65	8.32	8.33

Figure 12: Ratio on Total Expenditure



5.6 Ratio with Revenue

- 5.6.1 Ratio of recurrent expenditure to revenue is in decreasing trend. In FY 2011/12 it was 0.97 and in this FY 2015/16, it decreased to 0.77.
- 5.6.2. The ratio of capital expenditure to revenue decline to 0.19 in the FY 2013/14. After then it has increased up to 0.26 in the FY 2015/16.
- 5.6.3. Ratio of financing expenditure to revenue was consistent around 0.18 between the FY 2011/12 to 2013/14. However, in the FY 2014/15, this ratio was 0.26 which eventually decline to 0.22 in the FY 2015/16.
- 5.6.4. The detailed comparison of revenue with other concerned areas are presented below. (See table 28 and Figure 13, 14&15).

Table 28: Ratio with Revenue

Particulars	Figure In Percentage				
	2011/12	2012/13	2013/14	2014/15	2015/16
Recurrent Expenditure/Revenue	0.97	0.84	0.85	0.84	0.77
Capital Expenditure/ Revenue	0.21	0.18	0.19	0.22	0.26
Financing Expenditure/ Revenue	0.18	0.19	0.18	0.26	0.22

General Public Services/ Revenue	0.36	0.35	0.31	0.43	0.36
Economic Affairs/ Revenue	0.33	0.28	0.31	0.34	0.36
Education/ Revenue	0.25	0.21	0.22	0.20	0.19
Public Order and Safety/ Revenue	0.16	0.13	0.13	0.08	0.07
Defense/ Revenue	0.09	0.07	0.09	0.08	0.07
Health/ Revenue	0.09	0.07	0.07	0.07	0.07
Foreign Loan Expenditure/ Revenue	0.05	0.04	0.03	0.06	0.08
Foreign grant Expenditure/ Revenue	0.17	0.12	0.10	0.09	0.07
Grants and subsidies (Current Transfer)/ Revenue	0.49	0.41	0.42	0.43	0.4
Interest Receipt/ Revenue	0.01	0.00	0.01	0.01	0.01
Dividend Receipt/ Revenue	0.04	0.04	0.02	0.03	0.03

Figure 13: Actual Revenue to Expenditure Ratio

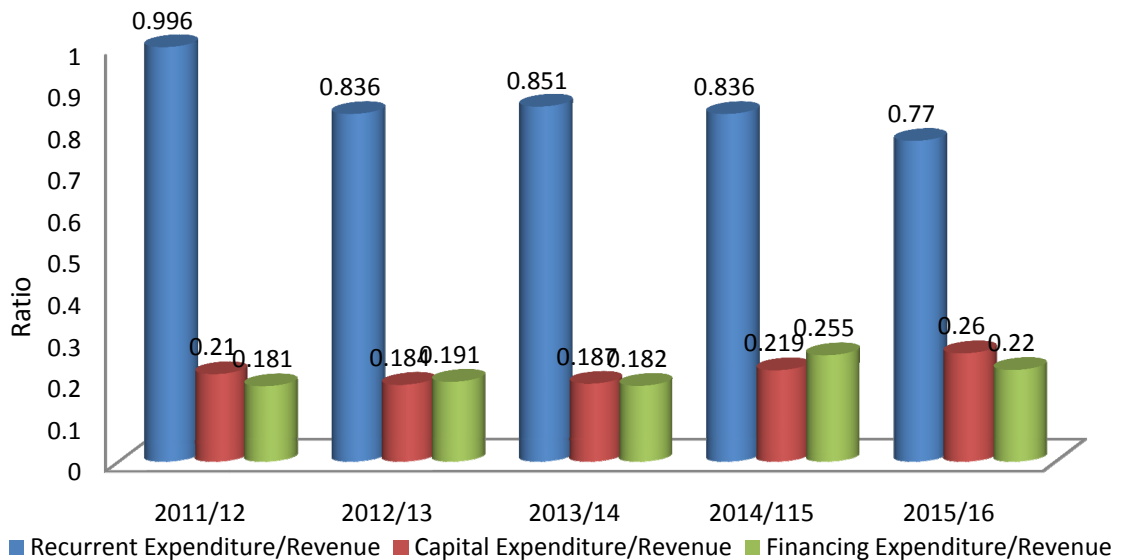


Figure 14: Actual Revenue to Dividend and Interest Ratio

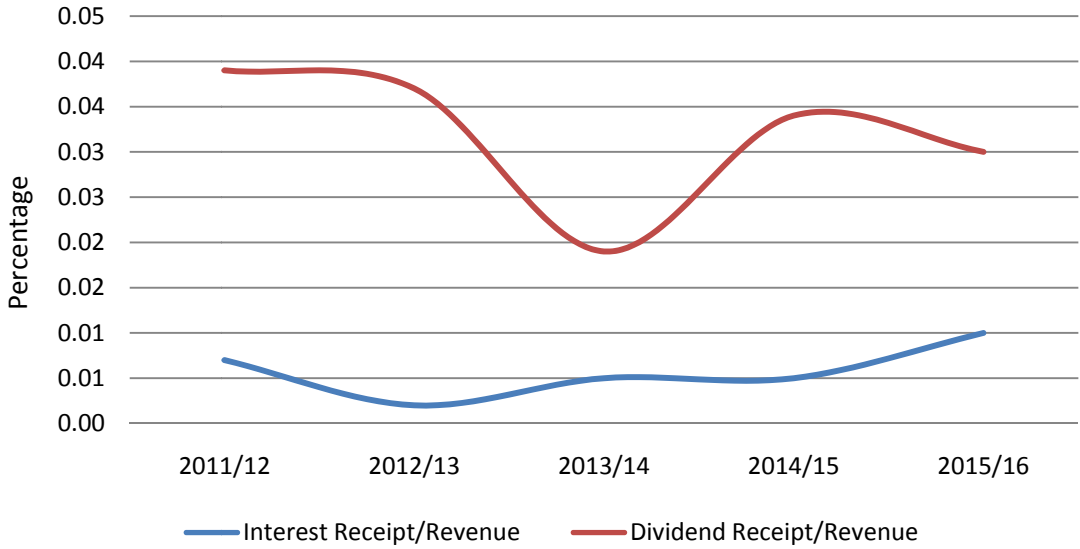
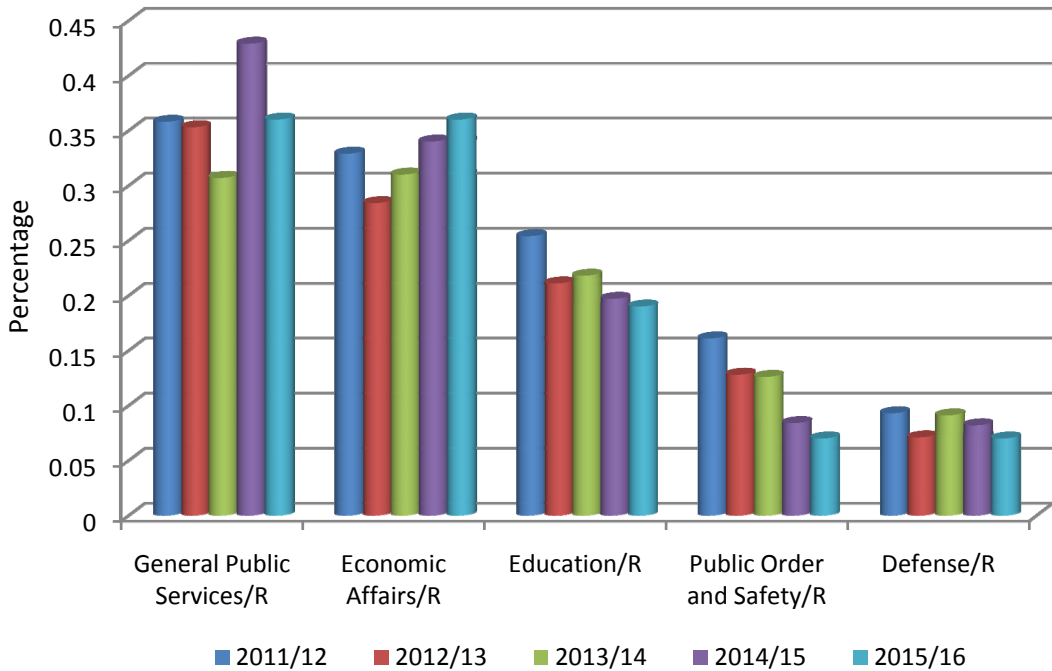


Figure 15: Actual Revenue to Functional Expenditure Ratio



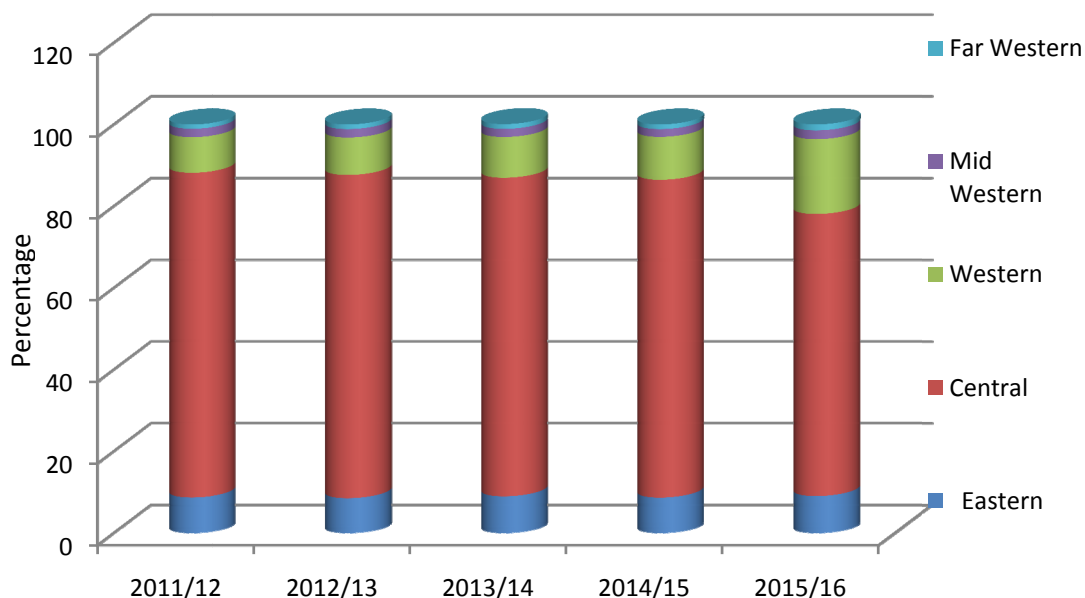
5.7 Revenue and Expenditure based on Development Regions

5.7.1 The composition of Revenue collection for all the development regions are consistently similar for the last five fiscal years. The Central Development region alone collects more than three-fourth of total revenue. Mid-Western and Far-Western region have very nominal contribution in total revenue collection. (See table 29& figure 16)

Table 29: Development Region Wise Revenue Collection

Particulars	Figure In Percentage				
	2011/12	2012/13	2013/14	2014/15	2015/16
Eastern Development Region	8.68	8.51	8.97	8.65	9.03
Central Development Region	79.49	79.12	77.98	77.80	69.05
Western Development Region	8.72	9.17	9.98	10.51	18.31
Mid-Western Development Region	2.05	2.06	1.98	1.90	2.16
Far Western Development Region	1.06	1.14	1.17	1.14	1.46

Figure 16: Development Region Wise Revenue Collection



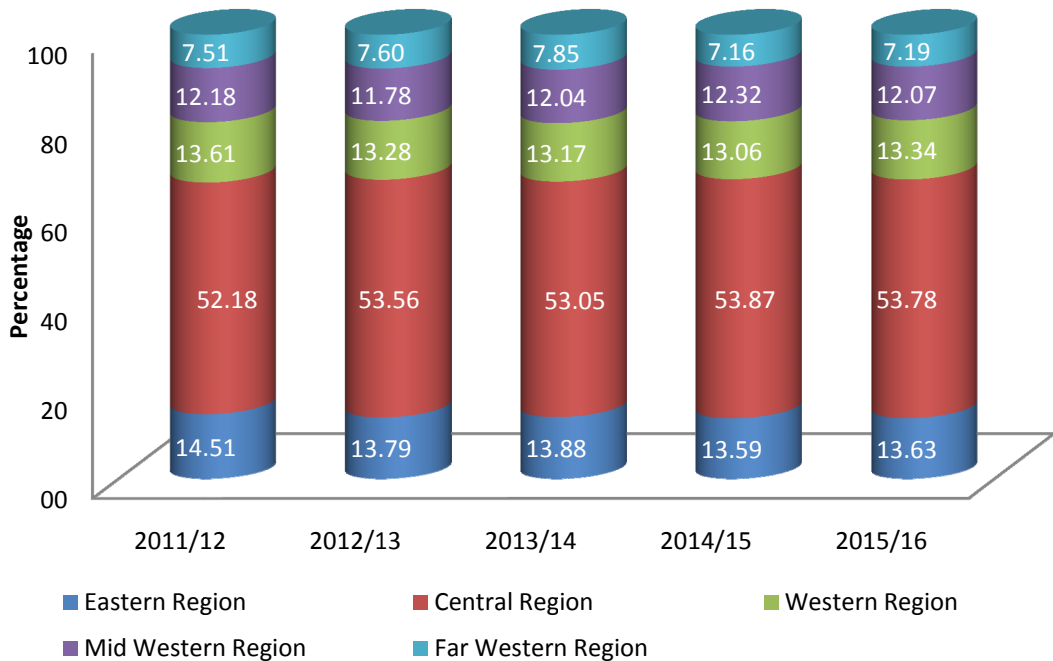
5.7.2 The composition of total expenditure for all the development regions are consistently similar for the last five fiscal years. Central development region alone covers more than 50% of total government's expenditure including direct payment and commodity aid, Non-votable expenditure and retirement facilities. Eastern development region is in the second position comprising around 14% of the total

expenditure. The ratio of Western development region also remains around 13% of the total expenditure. The share of Mid-Western and Far-Western development region on total expenditure is also almost constant. (See Table 30 and Figure 17)

Table 30: Expenditure Scenario of Development Region (after deducting Central Payment)

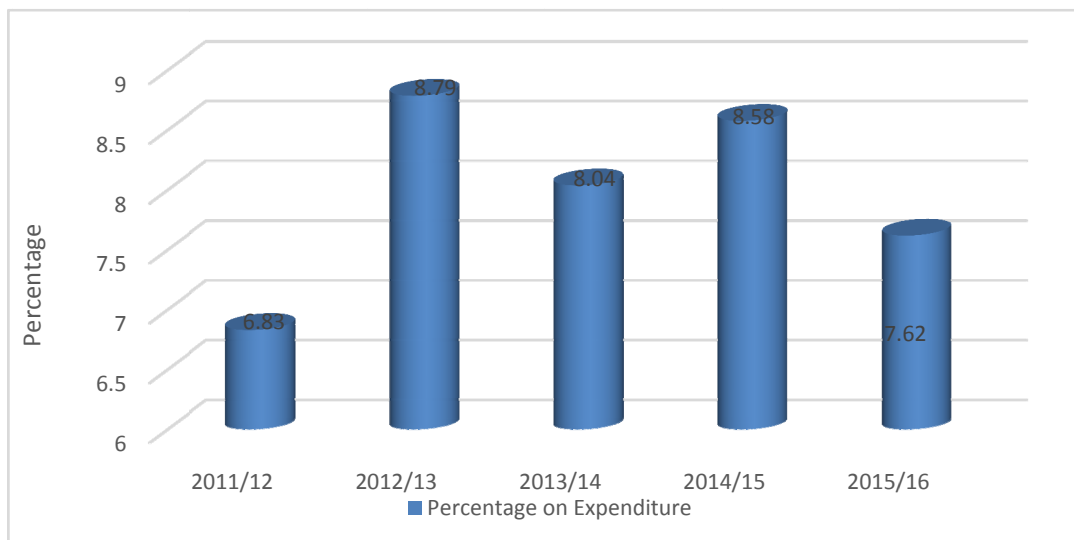
Development Regions	<i>Figure In Percentage</i>				
	2011/12	2012/13	2013/14	2014/15	2015/16
Eastern Development Region	14.51	13.79	13.88	13.59	13.63
Central Development Region	52.18	53.56	53.05	53.87	53.78
Western Development Region	13.61	13.28	13.17	13.06	13.34
Mid-Western Development Region	12.18	11.78	12.04	12.32	12.70
Far Western Development Region	7.51	7.60	7.85	7.16	7.19
DP and Commodity aid	4.63	4.23	5.29	5.55	4.10
Non Votable expenditure	13.38	18.30	16.53	18.40	16.39
Retirement Facilities	6.83	8.79	8.04	8.58	7.62

Figure 17: Expenditure Scenario of Development Region (after deducting Central Payment)



5.7.3 The share of retirement facilities in total expenditure were well above 8% except for the fiscal years 2011/12 and 2015/16. In the FY 2015/16, this number was recorded to be 7.62%. The current non-contributory pension system is a challenging issue of PFM for GoN. (See Figure 18)

Figure 18: Retirement Expenditure Scenario On Total Expenditure



5.8 Reimbursement

5.8.1 The total reimbursable amounts of foreign funded project for the FY 2015/16 and 2014/15 are NPR 75.32 billion and 58.65 billion respectively (a growth of 28.43%). During the FY 2015/16, 50.93% of the total reimbursable amount has actually been realized and 48.92% of the reimbursable amount is net outstanding. Rest of the 0.14% total reimbursable amount has been adjusted for virement and irregularity recovery.

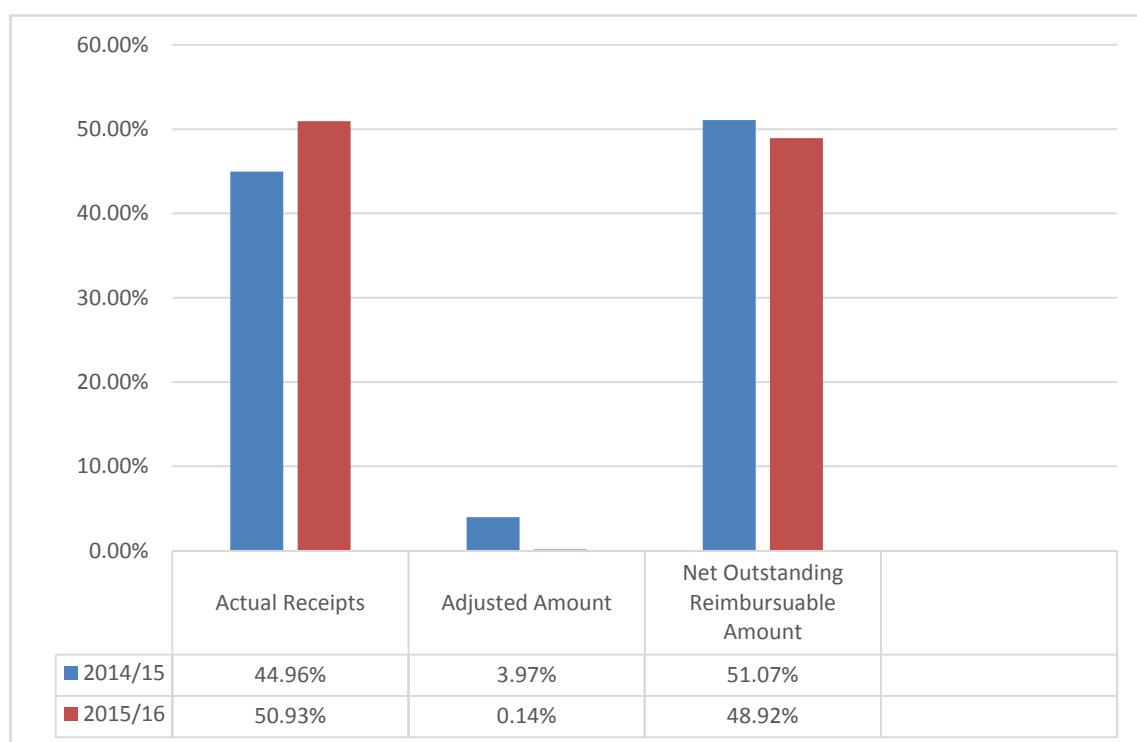
The net outstanding reimbursable amount is NPR 36.85 billion (including NPR 0.51 billion of closed projects amount) and NPR 29.95 billion (including NPR 0.31 billion of closed projects amount) for the FY 2015/16 and 2014/15 respectively (a growth of 23%). For the previous FY 2014/15, the actual reimbursable amount realization is 44.96%. This figure is 50.93% for the FY 2015/16 which clearly shows an improvement of 5.97 percentage point in the actual realization of reimbursable amount. See Table 31 and Figure 19)

Table 31: Reimbursement Statement of Foreign Aid Project

NPR In Millions

FY	2014/15			2015/16		
	Grant	Loan	Total	Grant	Loan	Total
Descriptions						
Opening Balance (Outstanding Reimbursable Amount)	17230.22	4508.78	21739.01	21250.32	8679.50	29929.82
Reimbursable Expenditures	23575.84	13338.77	36914.60	25120.87	20278.98	45399.85
Total Reimbursable amount (A)	40806.06	17847.55	58653.61	46371.18	28958.48	75329.66
Receipts (Reimbursement) (B)	17293.34	9074.91	26368.25	23715.34	14653.40	38368.74
Adjustment ©	2236.44	93.14	2329.58	138.18	-32.11	106.07
Net Outstanding Reimbursable Amount (D)	21276.28	8679.50	29955.78	22517.67	14337.19	36854.85

Figure 19: Reimbursement Statement of Foreign Aid Project



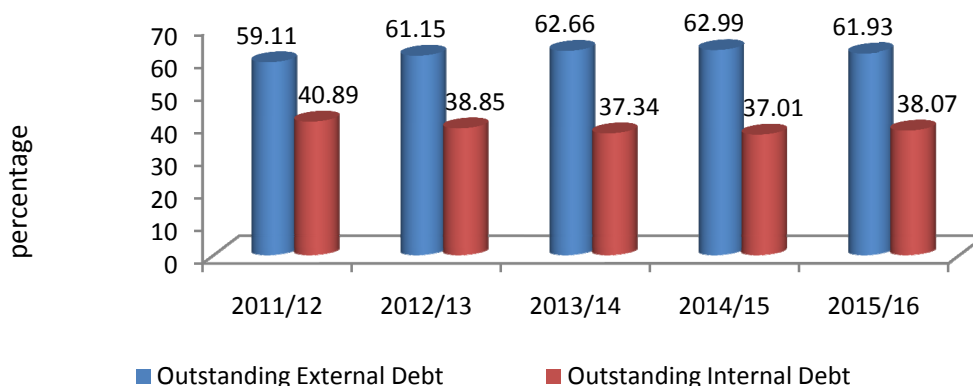
5.9 Debt

5.9.1 The ratio of outstanding external debt to outstanding internal debt is 3:2 for the past five fiscal years. In the FY 2015/16, the ratio of disbursement of external debt to domestic borrowing is about 1:3. In this fiscal year, repayment of external debt accounts 1/4th of the total debt repayment and internal debt servicing accounts 73% of the total debt servicing. (See table 32 and Figure 20)

Table 32: Debt Ratio*Figure In Percentage*

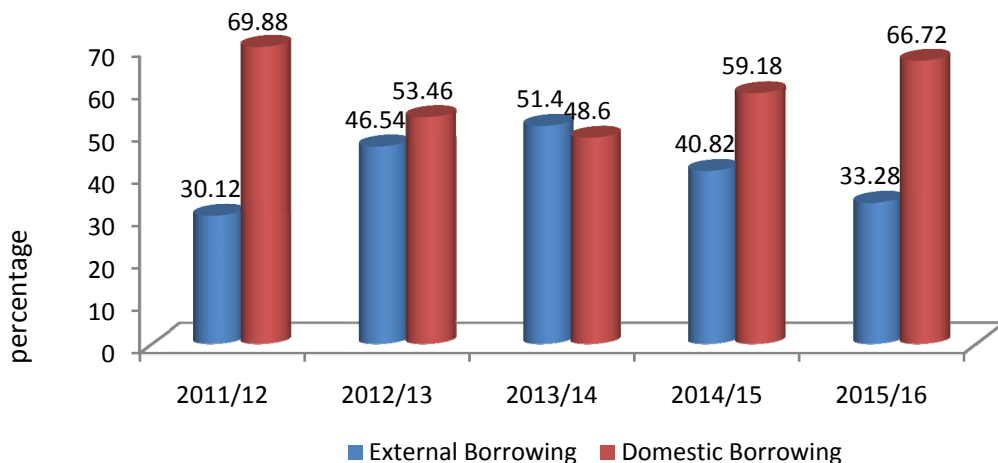
Debt Ratio	2011/12	2012/13	2013/14	2014/15	2015/16
Outstanding External Debt/ Total Debt Outstanding	59.11	61.15	62.66	62.99	61.93
Outstanding Internal Debt/ Total Debt Outstanding	40.89	38.85	37.34	37.01	38.07
Disbursement of External Debt/Total Debt	30.12	46.54	51.40	40.82	33.28
Domestic Borrowing/Total Debt	69.88	53.46	48.60	59.18	66.72
Re-payment of External Debt/Total Debt Payment	67.13	40.39	39.94	26.42	27.00
Re-payment of Internal Debt/Total Debt Payment	32.87	59.61	60.06	73.58	73.00
Debt Servicing (Internal)/Total Debt Servicing	81.33	78.14	72.04	67.23	71.75
Debt Servicing (External)/Total Debt Servicing	18.67	21.86	27.96	32.77	28.25

Though, the size of external debt is larger than the size of internal borrowing but the cost of internal borrowing is higher than the external borrowing.

Figure 20: Outstanding Debt Scenario

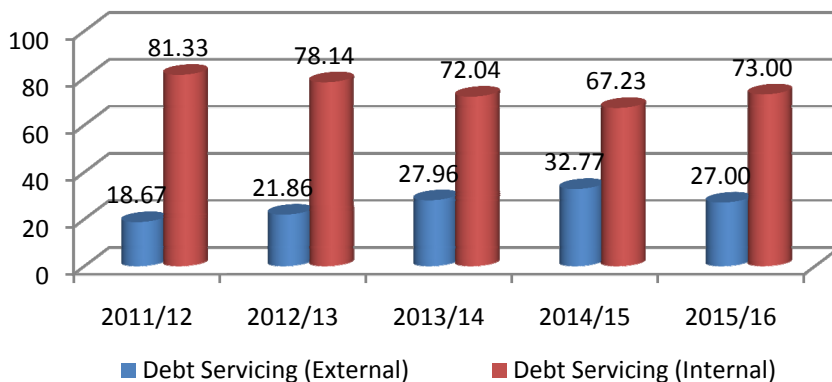
5.9.2 In last four years, the composition of disbursement of external debt and domestic borrowing on total debt is in highly fluctuating trend. In fiscal year 2011/12 the proportion of internal debt and external debt was 69.88 percent and 30.12 percent respectively. (See Figure 21).

Figure 21: Proportion of Internal and External Debt



5.9.3 Debt Servicing Scenario is given in Figure 19 which show the expenditure for internal and external debt servicing. Proportion of expenditure for internal debt servicing on total debt servicing is in decreasing trend from fiscal year 2011/12 to 2014/15 but rise steadily in this fiscal year and reached to 72.52 percent. In contrary of this, the proportion of expenditure for external debt servicing on total debt servicing is in increasing trend till 2014/15 which was 32.77 percent and in this fiscal year 2015/16, it has decreased up to 27.48 percent. (See Figure 22)

Figure 22: Debt Servicing Scenario



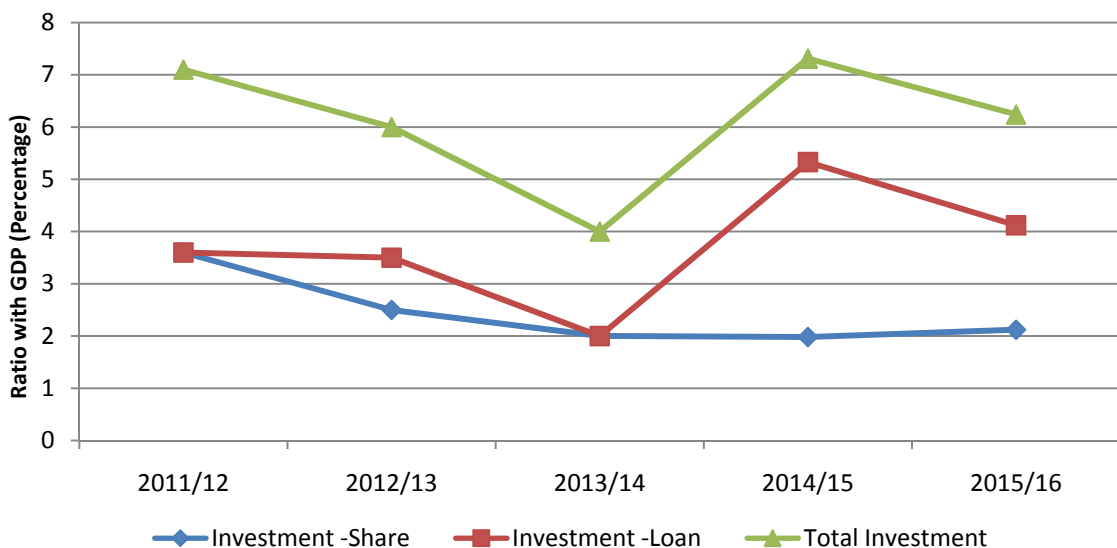
5.9.4 The government investment to Public Enterprises and Public Organization is decreased in FY 2015/16. Such expenditure covers 6.24% of Total expenditure in this year which is decreased by 1.07% in compression last year. (See table 33 and Figure 23)

Table 33: Ratio of Investment on PE's to Expenditure

Figure In Percentage

Fiscal Year	2011/12	2012/13	2013/14	2014/15	2015/16
Investment –Share	3.60	2.50	2.00	1.98	2.12
Investment –Loan	3.60	3.50	2.00	5.33	4.12
Total Investment	7.10	6.00	4.00	7.31	6.24

Figure 23: Ratio of Investment on PE's to Expenditure



5.10 Other Status

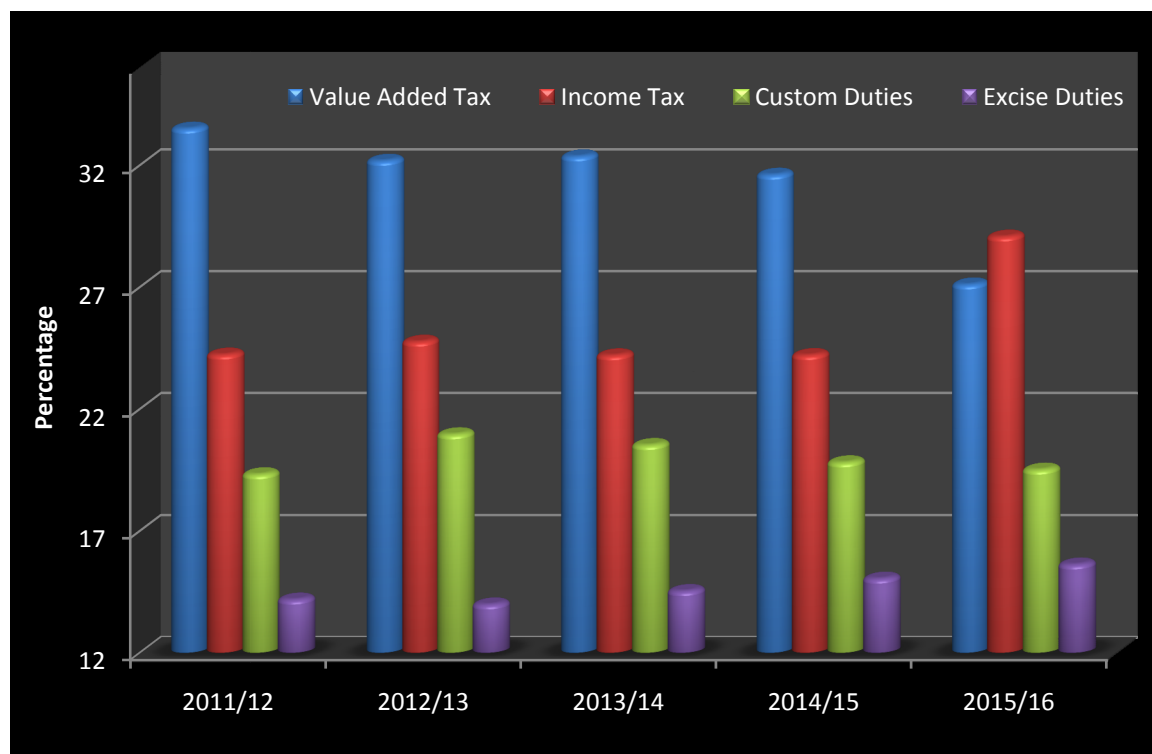
5.10.1 In the composition of tax revenue, Value-Added Tax, Income Tax, Custom Duties, and Excise Duties covered the major portion. Contribution of Income tax and Custom Duties is almost constant from last five fiscal years. Contribution of Value-Added Tax has decreased by 2.54 percentage points. (See Table 34 and Figure 24)

Table 34: Ratio with Tax Revenue

Figure In Percentage

Tax Revenue	2011/12	2012/13	2013/14	2014/15	2015/16
Income Tax	24.23	24.76	24.20	24.21	27.10
Value Added Tax	33.50	32.18	32.36	31.61	29.07
Custom Duties	19.32	20.96	20.52	19.81	19.51
Excise Duties	14.18	13.98	14.53	15.04	15.62

Figure 24: Ratio with Tax Revenue

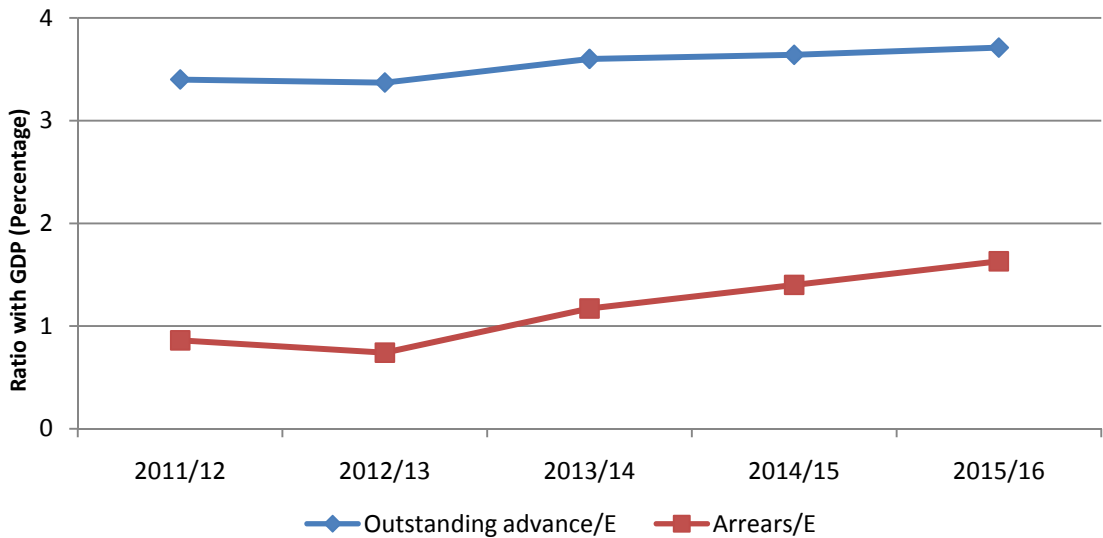


5.10.2. In FY 2015/16 irregularities on advance expenditure with respect to total expenditure, found during internal audit, is increased to 3.71% from 3.64% of FY 2014/15. But the amount expended irregularly is found increased to 1.63% in FY 2015/16 from 1.40% of 2014/15. (See Table 35 and Figure 25)

Table 35: Outstanding Advance and Irregularities from Internal Audit Observation to Actual Expenditure

Fiscal Year	<i>Figure In Percentage</i>				
	2011/12	2012/13	2013/14	2014/15	2015/16
Outstanding advance/E	3.40	3.37	3.60	3.64	3.71
Internal Audit irregularities /E	0.86	0.74	1.17	1.40	1.63

Figure:25 Outstanding Advance and Irregularities from Internal Audit Observation to Actual Expenditure



Annex 1

Government of Nepal
Ministry of Finance
Financial Comptroller General Office

Statement of Income and Expenditure FY 2011/12 upto 2015/16

NPR In Million

	2011/12	2012/13	2013/14	2014/15	2015/16
Revenue, Grant and Balance	276963.33	334656.11	406038.02	448331.21	528287.93
Revenue	244,374.10	296,021.15	356,620.78	405,866.51	481,961.68
Tax	211722.61	259214.94	312441.26	355955.77	421096.39
Non Tax	32651.49	36806.22	44179.52	49910.74	60865.29
Last years balance and irregularities	2612.42	1921.19	5734.22	6090.46	3277.37
Grant	29976.81	36713.76	43683.02	36374.23	43048.88
Foreign Grant	29976.81	36713.76	43683.02	36374.23	43048.88
Expenditure	294850.72	302053.90	370226.47	428251.11	494548.54
Recurrent	243460.01	247455.47	303531.75	339407.60	371297.09
Capital	51390.72	54598.43	66694.73	88843.51	123251.45
Budget Surplus (+)or Deficiet(-)	-17887.39	32602.21	35811.54	20080.09	33739.39
Financing	-7552.82	25501.35	20888.75	38425.81	-22241.79
Net Internal Loan Investment	11876.69	11796.79	12927.91	26257.39	11122.55
Internal Loan Investment	12063.69	12552.10	13497.72	28338.97	24816.58
Less Internal loan Investment refund	187.00	755.31	569.81	2081.58	13694.03
Net Share Investment	12093.81	8901.81	9451.00	10510.43	12700.79
Domestic share investment	12093.81	5356.55	9412.27	8524.01	11994.01
Domestic share investment Re-fund	0.00	0.00	0.00	0.00	0
Foreign Share Investment	0.00	3545.27	38.74	1986.42	706.78
Foreign Share Investment Re-fund	0.00	0.00	0.00	0.00	0
External-net Borrowing	1382.43	2597.56	-5228.14	-3404.41	-8811.94
External amottizations	13532.43	14190.08	16724.64	17027.87	18614.73
Less external Borowing	12150.00	11592.52	21952.78	20432.28	27426.67
Domestic-Net Browing	-32905.75	2205.19	3737.98	5062.41	-37253.19
Domestic amortization	6626.84	20940.09	25152.45	47429.99	50334.95
Less domestic browing	39532.58	18734.90	21414.47	42367.58	87588.14
OtherAdjustment	0.00	107.34	-11.24	80.80	-431.14
Cheque issued but not presented for payment	0.00	14.23	2.68	80.79	57.98
Undefine fund transfer from doner's account to Government Treasury	0.00	93.11	3.87	0.01	0
Previous year Due Payment	0.00	0.00	17.79	0.00	489.12
Surplus (+)or Deficiet(-)	-10334.57	7208.20	14911.56	-18264.91	55550.04

Government of Nepal
Ministry of Finance
Financial Comptroller General Office

Comparative Data Sheet

FY 2011/12 upto 2015/16

NPR In millions

Fiscal Year	2011/12	2012/13	2013/14	2014/15	2015/16
Total Revenue, Grant and Investment Refund	277,150.33	335,411.41	406,607.83	450,412.79	528,287.93
Revenue	244,374.10	296,021.15	356,620.78	405,866.51	481,961.68
<i>Tax revenue</i>	211,722.61	259,214.94	312,441.26	355,955.77	421,096.39
Taxes on income, profits and capital gains	51,303.23	64,186.69	75,613.64	86,165.66	114,137.99
Taxes on payroll and workforce	1,555.00	1,880.63	2,449.91	2,925.85	3,269.78
Taxes on property	3,588.47	5,340.17	6,671.12	9,399.41	13,149.40
<i>Taxes on goods and services</i>	110,561.20	129,270.48	157,718.40	180,025.21	205,668.47
<i>Taxes on international trade and transactions</i>	43,390.81	56,931.82	67,980.49	74,841.23	82,159.14
<i>Other taxes</i>	1,323.90	1,605.15	2,007.72	2,598.41	2,711.61
<i>Other Revenue /Non Tax</i>	32,651.49	36,806.21	44,179.52	49,910.74	60,865.29
<i>Property Income</i>	17,652.57	17,608.40	20,675.17	22,708.69	26,158.96
<i>Sales of Goods and Services</i>	6,913.12	11,247.05	11,645.35	12,230.64	13,846.99
<i>Penalties, Fines & Forfeitures</i>	315.65	338.15	452.76	1,254.29	788.93
<i>Voluntary Transfers other than Grants</i>	0.82	5.14	2.37	4.99	3.00
<i>Miscellaneous Revenue</i>	7,769.33	7,607.47	11,403.86	13,712.13	20,067.41
Foreign Grant	29,976.81	36,713.76	43,683.02	36,374.23	43,048.88
Other Income	2,799.43	2,676.50	6,304.03	8,172.04	16,971.39
Irregularities (Beruju)	2,612.42	1,921.19	5,734.22	6,090.46	3277.37
Principal Refund of Investment	187.01	755.31	569.81	2,081.58	13694.02
Total Expenditure	339,167.48	358,637.98	435,052.29	531,558.36	601,015.58
<i>Recurrent Expenditure</i>	243,460.00	247,455.47	303,531.75	339,407.60	371,297.09
<i>Capital Expenditure</i>	51,390.72	54,598.43	66,694.73	88,843.51	123,251.45
<i>Financing</i>	44,316.76	56,584.08	64,825.81	103,307.25	106,467.05
Budget Deficit (-) or Surplus(+)	(62,017.15)	(23,226.57)	(28,444.46)	(81,145.58)	(72,727.65)
Priority Wise Expenditure					
P1 Expenditure	298,037.61	325,020.20	379,839.15	467,995.48	526,844.46
P2 and P3 Expenditure	41,129.88	33,617.78	55,213.13	63,562.88	74,171.13
Source of Expenditure					
Government of Nepal	287,274.13	311,438.73	374,847.69	467,651.00	528,243.30
Foreign Loan Expenditure	11,083.07	11,969.44	17,998.82	25,615.78	39,543.98
Foreign Grant Expenditure	40,810.28	35,229.80	42,205.76	38,291.58	33,228.30

Function Wise Expenditure						
General Public Services	87,527.83	104,535.00	109,531.39	174,149.07	172,481.29	
Defence	22,657.53	20,899.17	32,366.18	33,155.69	35,099.43	
Public Order and Safety	39,265.67	37,762.87	44,968.35	33,968.98	34,794.71	
Economic Affairs	80,387.07	84,118.11	110,549.02	138,162.64	175,302.45	
Environmental Protection	1,097.25	1,745.20	2,572.14	7,542.44	11,743.40	
Housing and Community Amenities	10,661.26	11,074.22	14,274.66	16,934.93	22,808.42	
Health	22,870.15	21,871.65	26,518.42	29,468.27	34,009.03	
Recreation , Culture and Religion	2,066.09	2,411.94	3,912.30	3,350.84	3,968.78	
Education	62,053.02	62,429.78	77,825.69	79,840.85	90,689.49	
Social Protection	10,581.61	11,790.03	12,534.12	14,984.66	20,118.57	
Consumption Expenditure	84,515.29	90,045.94	111,334.04	122,944.26	125,030.51	
Grants and subsidies (Current Transfer)	119,910.72	120,261.55	149,944.59	175,066.31	192,774.37	
Operating Subsidy public enterprises	914.08	985.69	1,033.77	757.77	653.48	
Operating Subsidy Local government	26,220.45	23,299.64	31,587.83	32,997.96	33,858.47	
Transfer to Non profit institution	81,185.75	82,431.79	103,192.97	124,588.41	137,092.47	
Subsidy Social Security	9,618.94	11,630.14	12,084.09	14,156.97	19,019.20	
Capital formation Expenditure	91,104.51	89,465.66	117,363.00	133,103.74	192,119.10	
Capital Grant	39,713.79	34,867.23	50,668.27	44,260.23	68,867.65	
Capital grants to public enterprises	3,950.39	3,403.11	289.48	308.40	323.40	
Capital grants to Local government	18,628.47	15,031.77	21,460.69	18,595.46	18,573.93	
Capital grants to Non profit institution	17,134.93	16,432.35	28,918.10	25,356.37	49,970.31	
Defence Expenditure	22,657.53	20,899.17	32,366.18	33,155.69	35,099.43	
Regional Expenditure						
Eastern Development Region	39,432.71	37,660.55	46,506.57	54,511.79	63,931.00	
Central Development Region	209,251.18	231,796.16	277,763.73	346,541.96	384,187.43	
Western Development Region	36,967.27	36,270.07	44,125.30	52,378.35	62,586.47	
Mid Western Development Region	33,102.40	32,166.86	40,341.77	49,420.34	56,602.46	
Far Western Development Region	20,413.92	20,744.34	26,314.91	28,705.92	33,708.23	
DP and C aid	12,581.12	11,551.90	17,722.11	22,263.81	19,253.22	
Retirement Facilities	18,549.84	23,999.93	26,944.37	34,401.12	35,762.36	
Debt						
Total Outstanding Debt	523,207.70	545,314.30	553,507.70	544,918.60	627,789.20	
Outstanding External Debt	309,287.10	333,441.50	346,819.10	343,261.80	388,760.30	
Outstanding Internal Debt	213,920.60	211,872.80	206,688.60	201,656.80	239,028.90	
Yearly Rollover Treasury Bill	114,340.68	117,690.11	126,482.72	109,883.02	956,265.40	
Yearly Borrowing Treasury Bill	17,283.42	19,000.00	10,000.00	10,000.00	20,500.00	
Total Debt Received	52,119.44	35,622.36	41,115.26	71,687.42	131,548.48	

Annex 2

Disbursement of External Debt	15,700.79	16,579.50	21,132.37	29,264.28	43,773.97
Bilateral	1,914.50	2,548.49	1,575.38	5,774.43	2,096.79
Multilateral	13,786.29	14,031.01	19,556.99	23,489.85	41,677.18
Domestic Borrowing	36,418.65	19,042.86	19,982.90	42,423.15	87,774.52
Re-payment of External Debt	13,532.43	14,190.10	16,724.64	17,027.87	18,614.86
Re-payment of Internal Debt	6,626.84	20,940.09	25,152.45	47,429.99	50,334.95
Total Debt Servicing	15,160.83	13,736.70	12,037.87	9,265.10	76,803.07
Debt Servicing (Internal)	12,329.96	10,733.51	8,672.67	6,229.02	55,697.11
Debt Servicing (External)	2,830.87	3,003.19	3,365.20	3,036.08	21,105.96
Net Resource Flow	55,077.00	(4,118.00)	(762.00)	7,215.79	63,418.48
Net Resource Transfer (External)	2,169.00	(2,221.00)	4,408.00	12,222.47	25,978.91
GDP (at current prices)	1,527,344.000	1,695,011.000	1,941,624.000	2,124,650.000	2,247,427

Government of Nepal
Ministry of Finance
Financial Comptroller General Office

Comparative Data Sheet

FY 2011/12 upto 2015/16

Fiscal Year		2011/12	2012/13	2013/14	2014/15	2015/16
Macro Scenario (percentage)	Actual Expenditure/Budgeted Expenditure	88.12	88.59	84.11	86.00	73.34
	Recurrent Expenditure/Actual Expenditure	71.78	69.00	69.77	63.85	61.78
	Capital Expenditure/Actual Expenditure	15.15	15.22	15.33	16.71	20.51
	Financing/Actual Expenditure	13.07	15.78	14.90	19.43	17.71
	Recurrent Expenditure/Recurrent Budget	91.32	88.69	85.88	85.07	76.67
	Capital Expenditure/Capital Budget	70.78	82.56	78.37	76.09	59.01
	Financing Expenditure/Financing Budget	97.02	94.81	82.35	100.89	84.28
	Actual Revenue/Tatget Revenue	99.70	102.22	99.04	95.55	96.40
	Tax Revenue/Actual Revenue	86.64	87.57	87.61	87.70	87.37
	Non Tax Revenue(other revenue)/Actual Revenue	13.36	12.43	12.39	12.30	12.63

Sectoral Scenario (percentage)	General Public Services	25.81	29.15	25.18	32.76	28.70
	Defence	6.68	5.83	7.44	6.24	5.84
	Public Order and Safety	11.58	10.53	10.34	6.39	5.79
	Economic Affairs	23.70	23.45	25.41	25.99	29.17
	Environmental Protection	0.32	0.49	0.59	1.42	1.95
	Housing and Community Amenities	3.14	3.09	3.28	3.19	3.79
	Health	6.74	6.10	6.10	5.54	5.66
	Recreation , Culture and Religion	0.61	0.67	0.90	0.63	0.66
	Education	18.30	17.41	17.89	15.02	15.09
	Social Protection	3.12	3.29	2.88	2.82	3.35

Source-wise Expenditure (percentage)	GoNE/AE	84.70	86.84	86.16	87.98	87.89
	Foreign Grant Exp/AE	12.03	9.82	9.70	7.20	6.58
	Bilateral/FGE	49.60	47.64	49.09	48.38	44.77
	Multilateral/FGE	29.35	33.48	38.00	34.93	38.75
	Other/FGE	21.05	18.88	12.91	16.69	16.48
	Foreign Loan Exp/AE	3.27	3.34	4.14	4.82	5.53
	Bilateral/FLE	22.82	13.31	14.04	13.38	9.63
	Multilateral/FLE	70.64	78.49	82.00	79.97	90.37
	Other/FLE	6.54	8.20	3.96	6.65	-

Line Item-wise expenditure (percentage)	Consumption Exp/AE	24.92	25.11	25.59	23.13	20.80
	Grant and Subsidies (Current Transfer) Exp/AE	35.35	33.53	34.47	32.93	32.07
	Capital Formation Expenditure/AE	26.86	24.95	26.98	25.04	31.97
	Capital Grant Exp/AE	11.71	9.72	11.65	8.33	11.46

Priority-wise Expenditure (Percentage)	P1 E/AE	87.87	90.63	87.31	88.04	87.66
	P2 and P3 E/AE	12.13	9.37	12.69	11.96	12.34

Ratio with Revenue	Recurrent Expenditure/AR	1.00	0.84	0.85	0.84	0.77
	Capital Expenditure/AR	0.21	0.18	0.19	0.22	0.26
	Financing Expenditure/AR	0.18	0.19	0.18	0.25	0.22
	General Public Services/AR	0.36	0.35	0.31	0.43	0.36
	Economic Affairs/AR	0.33	0.28	0.31	0.34	0.36
	Education/AR	0.25	0.21	0.22	0.20	0.19
	Public Order and Safety/AR	0.16	0.13	0.13	0.08	0.07
	Defence/AR	0.09	0.07	0.09	0.08	0.07
	Health/AR	0.09	0.07	0.07	0.07	0.07
	Foreign Loan Expenditure/AR	0.05	0.04	0.03	0.06	0.08
	Foreign grant Expenditure/AR	0.17	0.12	0.10	0.09	0.07
	Grants and subsidies (Current Transfer)/AR	0.49	0.41	0.42	0.43	0.40
	Interest Receipt/AR	0.01	0.00	0.01	0.00	0.01
	Dividend Receipt/AR	0.04	0.04	0.02	0.03	0.03

Ratio with GDP(%)	Expenditure	22.21	21.16	22.41	25.02	26.74
	Recurrent	15.94	14.60	15.63	15.97	16.52
	Capital	3.36	3.22	3.43	4.18	5.48
	Financing	2.90	3.34	3.34	4.86	4.74
	Revenue	16.00	17.46	18.37	19.10	21.45
	Budget deficit	4.06	1.37	1.46	3.82	3.71
	Foreign Loan Receipt	1.03	0.98	1.09	1.38	1.95
	Foreign Grant Receipt	1.96	2.17	2.25	1.71	1.92
	Total Outstanding Debt	34.26	32.17	28.51	25.65	27.92
	Outstanding External Debt	20.25	19.67	17.86	16.16	17.29
	Outstanding Internal Debt	14.01	12.50	10.65	9.49	10.63
	Total Debt Received	3.41	2.10	2.12	3.37	5.85
	Disbursement of External Debt	1.03	0.98	1.09	1.38	1.95
	Domestic Borrowing	2.38	1.12	1.03	2.00	3.90

	Re-payment of External Debt	0.89	0.84	0.86	0.80	0.83
	Re-payment of Internal Debt	0.43	1.24	1.30	2.23	2.24
	Total Debt Servicing	0.99	0.81	0.62	0.44	3.45
	Net Resource Transfer (External)	0.14	(0.13)	0.23	0.58	1.12
	Investment -Share	0.79	0.53	0.49	0.49	0.57
	Investment -Loan	0.79	0.74	0.70	0.86	1.10
	Total Investment	1.58	1.27	1.18	1.36	1.67

Ratio with Tax Revenue	Taxes on income, profit and capital gain	24.23	24.76	24.20	24.21	27.10
	Taxes on property	1.69	2.06	2.14	2.64	3.12
	Taxes on goods and services	52.22	49.87	50.48	50.58	48.84
	Taxes on international trade and transaction	20.49	21.96	21.76	21.03	19.51

Development region wise revenue collection	Eastern Development Region	8.68	8.51	8.97	8.65	9.03
	Central Development Region	79.49	79.12	77.98	77.80	69.05
	Western Development Region	8.72	9.17	9.98	10.51	18.31
	Mid Western Development Region	2.05	2.06	1.98	1.90	2.16
	Far Western Development Region	1.06	1.14	1.17	1.14	1.46

Change with previous year (Percentage)	Revenue	21.13	20.47	13.81	18.75	
	Total expenditure	5.74	21.31	22.18	13.07	
	Recurrent Expenditure	1.64	22.66	11.82	9.40	
	Capital Expenditure	6.24	22.16	33.21	38.73	
	Financing	27.68	14.57	59.36	3.06	
	General Public Services	19.43	4.78	58.99	(0.96)	
	Defense	(7.76)	54.87	2.44	5.86	
	Public Order and Safety	(3.83)	19.08	(24.46)	2.43	
	Economic Affairs	4.64	31.42	24.98	26.88	
	Environmental Protection	59.05	47.38	193.24	55.70	
	Housing and Community Amenities	3.87	28.90	18.64	34.68	
	Health	(4.37)	21.25	11.12	15.41	
	Recreation , Culture and Religion	16.74	62.21	(14.35)	18.44	
	Education	0.61	24.66	2.59	13.59	
Social Protection	11.42	6.31	19.55	34.26		
Expenditure scenario of Development Region (after deducting central Payment)	Eastern Development Region	11.63	10.50	10.69	10.26	10.64
	Central Development Region	41.80	40.78	40.85	40.65	41.98
	Western Development Region	10.90	10.11	10.14	9.85	10.41
	Mid Western Development Region	9.76	8.97	9.27	9.30	9.42
	Far Western Development Region	6.02	5.78	6.05	5.40	5.61
	DP and Comodity aid	3.71	3.22	4.07	4.19	3.20
	Non Votable expenditure	10.72	13.94	12.73	13.88	12.79
	Retirement Facilities	5.47	6.69	6.19	6.47	5.95

Outstanding Advance and Arrears with AE (%)	Outstanding advance/AE	3.40	3.37	3.60	3.64	3.71
	Arrears/AE	0.86	0.74	1.17	1.40	1.63

Reimbursement Status and trends in %	Total reimbursement Status of Loan	48.82	55.28	69.87	34.42	44.62
	Total Reimbursement Status of Grant	64.48	43.12	72.74	65.58	55.38
	Reimbursement Trend of Loan for the year	123.54	99.31	155.23	907.49	190.65
	Reimbursement Trend of Grant for the year	108.54	73.15	132.41	1,729.33	106.67
Debt Ratio	Outstanding External Debt/Total Debt Outstanding	59.11	61.15	62.66	62.99	61.93
	Outstanding Internal Debt/Total Debt Outstanding	40.89	38.85	37.34	37.01	38.07
	Disbursement of External Debt/Total Debt	30.12	46.54	51.40	40.82	33.28
	Domestic Borrowing/Total Debt	69.88	53.46	48.60	59.18	66.72
	Re-payment of External Debt/Total Debt Payment	67.13	40.39	39.94	26.42	27.00
	Re-payment of Internal Debt/Total Debt Payment	32.87	59.61	60.06	73.58	73.00
	Debt Servicing (Internal)/Total Debt Servicing	81.33	78.14	72.04	67.23	72.52
	Debt Servicing (External)/Total Debt Servicing	18.67	21.86	27.96	32.77	27.48

Ratio with expenditure	Investment -Share	3.60	2.50	2.00	1.98	2.12
	Investment -Loan	3.60	3.50	2.00	5.33	4.12
	Total Investment	7.10	6.00	4.00	7.31	6.24

Government of Nepal
Ministry of Finance
Financial Comptroller General Office
Revenue Collection Detail

Upto : Ashad

Fiscal Year 2015/16 (2072/73)

ANNEX - 4

Revenue Head		Target	Actual Collection
11100	Taxes on income, profits, and capital gains	109,653,300,000.00	114,137,995,549.70
11110	Payable by individuals & Sole Traders	27,919,395,000.00	29,964,989,478.52
11111	Individual or Sole Traders	11,029,578,000.00	9,696,765,853.97
11112	Remuneration Tax	13,716,778,000.00	13,532,501,706.59
11113	Capital Gain - Individuals	3,173,039,000.00	6,735,721,917.96
11120	Payable by enterprizes and corporations	66,388,252,000.00	70,968,964,341.89
11121	Company Profit Tax - Government Corporations Companies	5,958,060,000.00	3,590,633,407.84
11122	Company Profit Tax - Public Limited Companies	26,914,261,000.00	27,283,854,942.79
11123	Company Profit Tax - Private Limited Companies	27,990,437,000.00	25,436,555,680.26
11124	Company Profit Tax - Other Institutions	5,488,304,000.00	4,607,677,933.24
11125	Capital gain - Entity	37,190,000.00	10,050,242,377.76
11130	Taxes on Investment and other income	15,345,653,000.00	13,204,041,729.29
11131	Taxes on Rent & Lease Income	3,331,349,000.00	3,358,373,771.34
11132	Interest	8,505,101,000.00	6,852,166,538.29
11133	Dividend	2,721,564,000.00	2,382,090,445.80
11134	Other Investment Income	17,484,000.00	21,696,457.84
11135	Tax on gambling, lottery, souviner and grants	101,728,000.00	92,140,396.39
11136	Taxes on other income	668,427,000.00	497,574,119.63
11200	Taxes on payroll and workforce	3,555,653,000.00	3,269,778,241.90
11210	Social Security Taxes on payroll	3,555,653,000.00	3,269,778,241.90
11211	Social Security Taxes on payroll	3,555,653,000.00	3,269,778,241.90
11300	Taxes on property	14,044,096,000.00	13,149,399,799.95
11310	Recurrent taxes on immovable property	33,096,000.00	5,102,690.82
11311	Annual Property Tax	33,096,000.00	5,102,690.82
11340	Taxes on financial and capital transactions	14,011,000,000.00	13,144,297,109.13
11341	House and Land Registration	14,011,000,000.00	13,144,297,109.13
11400	Taxes on goods and services	233,476,600,000.00	205,668,468,213.38
11410	VAT	150,020,966,000.00	122,411,939,260.36
11411	VAT - Production	16,485,791,000.00	16,213,610,441.03
11412	VAT - Import	98,431,210,000.00	72,891,287,445.43
11413	VAT - Goods, Sales & Distribution	12,033,059,000.00	13,373,563,189.34
11414	VAT - Services & Contracts	9,231,719,000.00	7,877,032,843.01
11415	VAT - Services, Tourism	2,112,102,000.00	1,410,731,595.92
11416	VAT - Telephone, Insurance & Air Travel	9,139,264,000.00	8,640,546,151.58
11417	VAT - Non Registered(Reverse Charge)	2,587,821,000.00	2,005,167,594.05
11420	Excise	69,880,276,000.00	65,776,418,243.39
11421	Tobacco	9,638,432,000.00	9,010,032,980.40
11422	Alcohol	14,384,864,000.00	14,500,384,081.00
11423	Beer	8,504,170,000.00	8,293,838,830.01
11424	Excise on other produced items	5,804,559,000.00	4,417,855,993.53
11425	Import Duties	31,548,251,000.00	29,554,306,358.45
11440	Taxes on specific services	1,606,277,000.00	1,284,109,609.68
11441	Foreign Employment Services	1,620,000.00	3,010,769.35
11442	Health Services	901,520,000.00	724,777,696.16
11443	Education Services- Education Institute	464,071,000.00	361,903,566.84
11444	Education Services- Aboard Study	239,066,000.00	194,417,577.33
	Taxes on use of goods and on permission to use goods	11,969,081,000.00	16,196,001,099.95

Government of Nepal
Ministry of Finance
Financial Comptroller General Office
Revenue Collection Detail

Upto : Ashad

Fiscal Year 2015/16 (2072/73)

ANNEX - 4

Revenue Head		Target	Actual Collection
11450			
11451	Vehicle Tax	6,835,500,000.00	7,104,509,812.70
11452	Taxes on the use of infrastructure	909,630,000.00	986,077,710.00
11453	Road Maintenance and Improvement Duty	1,367,201,000.00	1,573,764,464.00
11454	Road Construction and Maintenance Duty	2,856,750,000.00	5,419,589,039.25
11455	Infrastructure Tax	0.00	1,112,060,074.00
11500	Taxes on international trade and transactions	84,794,205,000.00	82,159,138,603.33
11510	Customs and other import duties	80,053,561,000.00	77,822,180,974.58
11511	Import duties	80,051,798,000.00	77,816,708,250.02
11512	Indian Excise Refund Fees	505,000.00	4,207,963.56
11513	Local Development Fees	1,258,000.00	1,264,761.00
11520	Taxes on exports	849,886,000.00	113,683,015.45
11521	Export duty	842,817,000.00	110,795,200.75
11522	Export Service Charge	7,069,000.00	2,887,814.70
11560	Other taxes on international trade and transactions	3,890,758,000.00	4,223,274,613.30
11561	Agriculture service charge on imports	3,365,444,000.00	3,412,279,775.50
11562	Other Income related to Customs	525,314,000.00	810,994,837.80
11600	Other taxes	2,836,025,000.00	2,711,607,656.83
11610	Registration Fee	1,460,462,000.00	1,141,452,895.59
11611	Firm Registration Fee	1,404,873,000.00	1,076,511,109.79
11612	Agency Registration Fee	55,589,000.00	64,941,785.80
11620	Ownership Certificate Charge	1,375,563,000.00	1,570,154,761.24
11621	Driving Licence & Vehicle Ownership Certificate Charge	1,364,445,000.00	1,562,845,736.00
11622	Fire Arms Registration	11,118,000.00	7,309,025.24
14100	Property Income	23,216,028,000.00	26,158,962,451.66
14110	Interest	1,265,647,000.00	3,110,154,703.91
14111	Interest from financial institutions	236,166,000.00	220,808,280.16
14112	Interest from commercial institutions	1,895,000.00	616,638,132.51
14113	Interest from industrial institutions	875,000.00	6,761,283.18
14114	Interest from service oriented institutions	1,003,634,000.00	2,258,412,023.06
14115	Interest from other institutions	23,077,000.00	7,534,985.00
14120	Dividends	14,118,482,000.00	14,983,119,126.12
14121	Dividend from Financial Institutions	7,239,752,000.00	8,085,192,634.57
14122	Dividend from Commercial Institutions	1,258,000.00	781,687.50
14123	Dividend from Industrial Institution	32,122,000.00	30,764,460.00
14124	Dividend from Service Oriented Organization	6,839,185,000.00	6,866,374,226.80
14125	Dividend from Other Institutions	6,165,000.00	6,117.25
14150	Rent & Royalty	7,831,899,000.00	8,065,688,621.63
14151	Rent on Lease of Government Property	395,018,000.00	518,024,757.39
14152	Royalty on Casino Operations.	159,863,000.00	287,489,275.26
14153	Royalty from Mine Extraction	74,982,000.00	276,810,594.53
14154	Income & Royalty from Water Resources SectorHydro Power Projects	1,096,821,000.00	1,780,827,438.12
14155	Royalty and Other Income from the Sales of Forest Products	1,344,538,000.00	980,913,597.01
14156	Other Royalty	4,760,677,000.00	4,221,622,959.32
14200	Sales of Goods and Services	13,737,560,000.00	13,846,992,104.85
14210	Sales of Goods	7,586,464,000.00	8,386,830,828.05

Government of Nepal
Ministry of Finance
Financial Comptroller General Office
Revenue Collection Detail

Upto : Ashad

Fiscal Year 2015/16 (2072/73)

ANNEX - 4

Revenue Head		Target	Actual Collection
14211	Sales of agriculture product	132,601,000.00	134,289,645.79
14212	Sale of Government Property	182,074,000.00	188,749,793.36
14213	Sales of other items	113,992,000.00	128,139,036.84
14214	Telephone Services Fee	5,926,062,000.00	6,640,439,402.78
14215	Charge for the use of Telephone Services	1,229,043,000.00	1,292,860,812.04
14216	Water Connection & Supply	753,000.00	686,752.70
14217	Fee for use of Water for Irrigation	1,203,000.00	1,355,826.20
14218	Charges for Consumption of Electricity	736,000.00	309,558.34
14220	Administrative Fees	6,151,096,000.00	5,460,161,276.80
14221	Judicial Fee Duty	614,531,000.00	908,116,573.42
14222	Charges for use of Postal Services	349,663,000.00	287,563,922.49
14223	Income from Education Sector	558,779,000.00	625,463,952.62
14224	Exam Fee	391,995,000.00	546,411,862.00
14225	Transport Sector	254,617,000.00	258,758,485.53
14226	Export Import Licence Fee	83,561,000.00	122,453,724.17
14227	Other Administrative Fees	3,897,950,000.00	2,711,392,756.57
14300	Penalties Fines & Forfeiture	553,355,000.00	788,924,756.73
14310	Penalties Fines & Forfeiture	553,355,000.00	788,924,756.73
14311	Judicial Penalty, Fines and Forfeiture	124,648,000.00	100,259,978.81
14312	Administrative Penalty, Fines and Forfeiture	428,707,000.00	688,664,777.92
14400	Voluntary Transfers other than Grants	1,364,000.00	2,995,340.20
14410	Voluntary Transfers other than Grants	1,364,000.00	2,995,340.20
14411	Recurrent	690,000.00	2,699,719.00
14412	Capital	674,000.00	295,621.20
14500	Miscellaneous Revenue	14,094,054,000.00	20,067,411,424.74
14510	Administrative Fee - Immigration and Tourism	12,867,167,000.00	12,147,800,344.61
14511	Charges for Issuing Passports	9,542,191,000.00	9,153,685,133.05
14512	Visa Fees	2,537,463,000.00	2,430,029,943.44
14513	Permit for Mountainering and Trekking	780,958,000.00	561,389,031.62
14514	Other Fee from Tourists	6,555,000.00	2,696,236.50
14520	Other Revenue	1,221,118,000.00	7,915,555,622.63
14521	Pollution Control Fees	922,006,000.00	743,620,429.63
14522	Other Revenue	299,112,000.00	7,171,935,193.00
14530	Capital Revenue	5,769,000.00	4,055,457.50
14531	Sales of Government Land and Building	5,769,000.00	4,055,457.50
Total		499,962,240,000.00	481,961,674,143.27

Government of Nepal
Ministry of Finance
Financial Comptroller General Office
Function wise Expenditure

Fiscal Year 2015/16 (2072/73)

ANNEX-5

Details	Total Expenditure	%Recurrent Expenditure	Recurrent %	Capital/Principle Expenses	Capital %	
01 GENERAL PUBLIC SERVICES	172,481,292,297.31	28.70	94,161,584,303.38	25.36	78,319,707,993.93	34.09
01.8 Transfers of a general character between levels of government	19,460,250,221.59	3.24	19,064,797,568.83	5.13	395,452,652.76	0.17
365 Ministry of Federal Affairs and Local Development	19,460,250,221.59	3.24	19,064,797,568.83	5.13	395,452,652.76	0.17
01.1 Executive and legislative organs, financial, fiscal affairs and external affairs	72,572,526,376.07	12.07	51,118,313,071.37	13.77	21,454,213,304.70	9.34
101 President	327,595,800.51	0.05	96,639,005.51	0.03	230,956,795.00	0.10
102 Deputy President	57,384,049.00	0.01	28,879,897.00	0.01	28,504,152.00	0.01
202 Constituent Assembly / Legislature - Parliament	1,223,210,017.34	0.20	1,197,365,225.21	0.32	25,844,792.13	0.01
206 Commission for Investigation of Abuse of Authority	716,494,100.06	0.12	509,173,840.11	0.14	207,320,259.95	0.09
208 Office of the Auditor General	376,313,458.42	0.06	371,930,729.42	0.10	4,382,729.00	0.00
301 Prime Minister and Council of Minister's Office	9,919,787,889.02	1.65	9,859,326,367.02	2.66	60,461,522.00	0.03
305 Ministry of Finance	4,013,846,710.18	0.67	3,196,319,482.02	0.86	817,527,228.16	0.36
326 Ministry of Foreign Affairs	3,293,619,839.10	0.55	2,562,834,027.01	0.69	730,785,812.09	0.32
347 Ministry of Urban Development	57,372,612.58	0.01	44,485,962.58	0.01	12,886,650.00	0.01
352 Ministry of Cooperative and poverty Alleviation	43,644,972.00	0.01	38,273,240.00	0.01	5,371,732.00	0.00
356 Ministry of General Administration	55,945,692.40	0.01	55,945,692.40	0.02	0.00	0.00
365 Ministry of Federal Affairs and Local Development	246,609,151.12	0.04	238,301,563.12	0.06	8,307,588.00	0.00
501 MOF Policy Financing	613,089,200.00	0.10	0.00	0.00	613,089,200.00	0.27
503 MOF External Debt Service (Multilateral)	17,557,514,225.13	2.92	2,811,727,257.07	0.76	14,745,786,968.06	6.42
504 MOF External Debt Service (Bilateral)	3,548,292,611.80	0.59	499,152,143.83	0.13	3,049,140,467.97	1.33
601 MOF Staff Benefits and Retirement Benefits	23,950,292,883.55	3.98	23,950,292,883.55	6.45	0.00	0.00
602 MOF Miscellaneous	6,571,513,163.86	1.09	5,657,665,755.52	1.52	913,847,408.34	0.40
01.2 Foreign economic aid	4,804,092.00	0.00	1,216,954.00	0.00	3,587,138.00	0.00
357 Ministry of Irrigation	4,804,092.00	0.00	1,216,954.00	0.00	3,587,138.00	0.00
01.6 General public services n.e.c.	5,832,600,072.46	0.97	5,185,431,230.32	1.40	647,168,842.14	0.28
212 Election Commission	432,030,083.52	0.07	405,718,697.53	0.11	26,311,385.99	0.01
214 National Human Rights Commission	87,080,261.60	0.01	84,417,517.50	0.02	2,662,744.10	0.00
314 Ministry of Home	17,609,616.00	0.00	12,971,516.00	0.00	4,638,100.00	0.00
337 Ministry of Physical Planning, Works and Transport Management	59,658,983.20	0.01	8,865,668.20	0.00	50,793,315.00	0.02
349 Ministry of Peace & Reconstruction	484,709,189.47	0.08	0.00	0.00	484,709,189.47	0.21
365 Ministry of Federal Affairs and Local Development	4,692,876,938.67	0.78	4,673,457,831.09	1.26	19,419,107.58	0.01
501 MOF Policy Financing	58,635,000.00	0.01	0.00	0.00	58,635,000.00	0.03
01.3 General services	14,213,183,572.57	2.36	13,419,590,221.25	3.61	793,593,351.32	0.35
210 Public Service Commission	527,691,133.05	0.09	469,842,745.08	0.13	57,848,387.97	0.03
305 Ministry of Finance	344,879,769.99	0.06	30,697,137.81	0.01	314,182,632.18	0.14
314 Ministry of Home	10,517,987,468.73	1.75	10,239,648,063.25	2.76	278,339,405.48	0.12
325 Ministry of Culture, Tourism and Civil Aviation	168,970,528.43	0.03	148,975,546.62	0.04	19,994,981.81	0.01
326 Ministry of Foreign Affairs	850,672,732.26	0.14	844,689,442.51	0.23	5,983,289.75	0.00
329 Ministry of Forestry and Soil Conservation	453,006.40	0.00	17,706.42	0.00	435,299.98	0.00
347 Ministry of Urban Development	459,618,187.00	0.08	419,721,295.00	0.11	39,896,892.00	0.02
356 Ministry of General Administration	719,448,232.83	0.12	689,408,642.83	0.19	30,039,590.00	0.01

Government of Nepal
Ministry of Finance
Financial Comptroller General Office
Function wise Expenditure

Fiscal Year 2015/16 (2072/73)

ANNEX-5

Details	Total Expenditure	%Recurrent Expenditure	Recurrent %	Capital/Principle Expenses	Capital %	
365 Ministry of Federal Affairs and Local Development	22,311,627.80	0.00	20,311,119.80	0.01	2,000,508.00	0.00
391 National Planning Commission Secretariate	601,150,886.08	0.10	556,278,521.93	0.15	44,872,364.15	0.02
01.7 Public debt transactions	60,387,473,433.20	10.05	5,362,160,620.19	1.44	55,025,312,813.01	23.95
501 MOF Policy Financing	4,690,365,708.00	0.78	0.00	0.00	4,690,365,708.00	2.04
502 MOF Domestic Debt Service	55,697,107,725.20	9.27	5,362,160,620.19	1.44	50,334,947,105.01	21.91
01.5 R&D General public services	10,454,529.42	0.00	10,074,637.42	0.00	379,892.00	0.00
305 Ministry of Finance	10,454,529.42	0.00	10,074,637.42	0.00	379,892.00	0.00
02 DEFENCE	35,099,433,585.18	5.84	29,164,516,243.25	7.85	5,934,917,341.93	2.58
02.2 Civil defence	1,839,484,914.00	0.31	10,363,425.00	0.00	1,829,121,489.00	0.80
314 Ministry of Home	89,484,914.00	0.01	10,363,425.00	0.00	79,121,489.00	0.03
501 MOF Policy Financing	1,750,000,000.00	0.29	0.00	0.00	1,750,000,000.00	0.76
02.5 Defence n.e.c.	17,261,342.12	0.00	591,864.00	0.00	16,669,478.12	0.01
347 Ministry of Urban Development	17,261,342.12	0.00	591,864.00	0.00	16,669,478.12	0.01
02.1 Military defence	33,242,687,329.06	5.53	29,153,560,954.25	7.85	4,089,126,374.81	1.78
307 Ministry of Industry	320,303,000.00	0.05	149,296,000.00	0.04	171,007,000.00	0.07
345 Ministry of Defence	32,922,384,329.06	5.48	29,004,264,954.25	7.81	3,918,119,374.81	1.71
03 PUBLIC ORDER AND SAFETY	34,794,713,422.37	5.79	30,332,366,714.31	8.17	4,462,346,708.06	1.94
03.2 Fire-protection services	6,766,293.92	0.00	6,566,293.92	0.00	200,000.00	0.00
314 Ministry of Home	6,766,293.92	0.00	6,566,293.92	0.00	200,000.00	0.00
03.3 Law courts	4,270,305,603.17	0.71	3,296,745,112.08	0.89	973,560,491.09	0.42
204 Courts	3,440,416,676.31	0.57	2,677,875,135.78	0.72	762,541,540.53	0.33
216 Office of the Attorney General	666,867,304.97	0.11	468,824,717.72	0.13	198,042,587.25	0.09
218 Council of Justice	47,136,444.00	0.01	42,112,401.00	0.01	5,024,043.00	0.00
311 Ministry of Law, Justice, Constituent Assembly and Parliamentary Affairs	105,989,633.89	0.02	98,286,478.58	0.03	7,703,155.31	0.00
371 Ministry of Labour and Employment	9,895,544.00	0.00	9,646,379.00	0.00	249,165.00	0.00
03.1 Police services	24,552,467,578.53	4.09	23,176,072,614.19	6.24	1,376,394,964.34	0.60
314 Ministry of Home	24,552,467,578.53	4.09	23,176,072,614.19	6.24	1,376,394,964.34	0.60
03.4 Prisons	1,117,903,029.47	0.19	1,002,886,973.59	0.27	115,016,055.88	0.05
314 Ministry of Home	1,117,903,029.47	0.19	1,002,886,973.59	0.27	115,016,055.88	0.05
03.6 Public order and safety n.e.c.	4,847,270,917.28	0.81	2,850,095,720.53	0.77	1,997,175,196.75	0.87
301 Prime Minister and Council of Minister's Office	419,885,422.30	0.07	152,663,336.18	0.04	267,222,086.12	0.12
314 Ministry of Home	2,568,186,318.20	0.43	2,145,443,022.45	0.58	422,743,295.75	0.18
349 Ministry of Peace & Reconstruction	1,859,199,176.78	0.31	551,989,361.90	0.15	1,307,209,814.88	0.57
04 ECONOMIC AFFAIRS	175,302,449,734.23	29.17	67,656,032,841.47	18.22	107,646,416,892.76	46.86
04.2 Agriculture, forestry, fishing and hunting	57,251,387,995.07	9.53	30,138,855,163.39	8.12	27,112,532,831.68	11.80
312 Ministry of Agriculture Development	22,060,705,483.88	3.67	20,081,201,817.75	5.41	1,979,503,666.13	0.86
329 Ministry of Forestry and Soil Conservation	9,356,987,463.28	1.56	5,624,745,662.12	1.51	3,732,241,801.16	1.62
336 Ministry of Land Reforms and Management	3,447,465,739.01	0.57	2,724,701,027.46	0.73	722,764,711.55	0.31

Government of Nepal

Ministry of Finance

Financial Comptroller General Office
Function wise Expenditure

Fiscal Year 2015/16 (2072/73)

ANNEX-5

Details	Total Expenditure	% Recurrent Expenditure	Recurrent %	Capital/Principle Expenses	Capital %	
352 Ministry of Cooperative and poverty Alleviation	507,939,044.82	0.08	458,023,178.61	0.12	49,915,866.21	0.02
357 Ministry of Irrigation	19,025,324,597.19	3.17	1,170,900,430.45	0.32	17,854,424,166.74	7.77
365 Ministry of Federal Affairs and Local Development	1,052,965,666.89	0.18	79,283,047.00	0.02	973,682,619.89	0.42
501 MOF Policy Financing	1,800,000,000.00	0.30	0.00	0.00	1,800,000,000.00	0.78
04.6 Communication	4,045,528,541.65	0.67	3,408,915,478.94	0.92	636,613,062.71	0.28
331 Ministry of Environment, Science and Technology	424,774,191.15	0.07	224,345,551.47	0.06	200,428,639.68	0.09
358 Ministry of Information and Communications	3,350,754,350.50	0.56	3,184,569,927.47	0.86	166,184,423.03	0.07
501 MOF Policy Financing	270,000,000.00	0.04	0.00	0.00	270,000,000.00	0.12
04.9 Economic affairs n.e.c.	210,491,260.56	0.04	59,553,927.56	0.02	150,937,333.00	0.07
305 Ministry of Finance	66,401,260.56	0.01	59,553,927.56	0.02	6,847,333.00	0.00
501 MOF Policy Financing	144,090,000.00	0.02	0.00	0.00	144,090,000.00	0.06
04.3 Fuel and energy	22,060,408,888.98	3.67	4,184,989,988.71	1.13	17,875,418,900.27	7.78
307 Ministry of Industry	29,282,551.79	0.00	14,237,985.78	0.00	15,044,566.01	0.01
308 Ministry of Energy	934,157,684.74	0.16	391,123,639.24	0.11	543,034,045.50	0.24
331 Ministry of Environment, Science and Technology	3,805,821,164.69	0.63	3,779,628,363.69	1.02	26,192,801.00	0.01
501 MOF Policy Financing	17,291,147,487.76	2.88	0.00	0.00	17,291,147,487.76	7.53
04.1 General economic, commercial and labour affairs	10,942,293,938.85	1.82	6,141,335,931.46	1.65	4,800,958,007.39	2.09
301 Prime Minister and Council of Minister's Office	30,165,690.00	0.01	21,313,121.00	0.01	8,852,569.00	0.00
330 Ministry of Commerce and Supply	1,426,963,571.10	0.24	787,678,606.45	0.21	639,284,964.65	0.28
352 Ministry of Cooperative and poverty Alleviation	471,908,491.54	0.08	471,579,157.54	0.13	329,334.00	0.00
365 Ministry of Federal Affairs and Local Development	8,137,277,414.79	1.35	4,111,629,396.50	1.11	4,025,648,018.29	1.75
371 Ministry of Labour and Employment	875,978,771.42	0.15	749,135,649.97	0.20	126,843,121.45	0.06
04.4 Mining, manufacturing and construction	2,388,722,370.75	0.40	70,336,485.47	0.02	2,318,385,885.28	1.01
307 Ministry of Industry	68,652,727.12	0.01	60,195,533.62	0.02	8,457,193.50	0.00
337 Ministry of Physical Planning, Works and Transport Management	2,320,069,643.63	0.39	10,140,951.85	0.00	2,309,928,691.78	1.01
04.7 Other industries	3,111,510,027.87	0.52	1,758,754,353.03	0.47	1,352,755,674.84	0.59
307 Ministry of Industry	1,907,466,667.42	0.32	1,258,111,844.13	0.34	649,354,823.29	0.28
312 Ministry of Agriculture Development	34,371,857.00	0.01	28,863,528.50	0.01	5,508,328.50	0.00
325 Ministry of Culture, Tourism and Civil Aviation	1,140,200,387.32	0.19	460,344,895.40	0.12	679,855,491.92	0.30
329 Ministry of Forestry and Soil Conservation	29,471,116.13	0.00	11,434,085.00	0.00	18,037,031.13	0.01
04.8 R&D Economic affairs	23,392,843,318.92	3.89	15,734,998,471.08	4.24	7,657,844,847.84	3.33
301 Prime Minister and Council of Minister's Office	174,316,996.33	0.03	82,686,772.33	0.02	91,630,224.00	0.04
307 Ministry of Industry	3,157,297.90	0.00	1,356,203.25	0.00	1,801,094.65	0.00
308 Ministry of Energy	526,534,499.29	0.09	525,693,552.29	0.14	840,947.00	0.00
357 Ministry of Irrigation	213,163,497.94	0.04	19,695,798.38	0.01	193,467,699.56	0.08
602 MOF Miscellaneous	22,475,671,027.46	3.74	15,105,566,144.83	4.07	7,370,104,882.63	3.21
04.5 Transport	51,899,263,391.58	8.64	6,158,293,041.83	1.66	45,740,970,349.75	19.91
337 Ministry of Physical Planning, Works and Transport Management	40,475,546,962.62	6.73	5,708,729,355.39	1.54	34,766,817,607.23	15.13
347 Ministry of Urban Development	719,569,019.42	0.12	254,545,929.49	0.07	465,023,089.93	0.20

Government of Nepal
Ministry of Finance
Financial Comptroller General Office
Function wise Expenditure

Fiscal Year 2015/16 (2072/73)

ANNEX-5

Details	Total Expenditure	%Recurrent Expenditure	Recurrent %	Capital/Principle Expenses	Capital %	
365 Ministry of Federal Affairs and Local Development	8,995,647,409.54	1.50	195,017,756.95	0.05	8,800,629,652.59	3.83
501 MOF Policy Financing	1,708,500,000.00	0.28	0.00	0.00	1,708,500,000.00	0.74
05 ENVIRONMENTAL PROTECTION	11,743,403,867.67	1.95	2,504,812,747.09	0.67	9,238,591,120.58	4.02
05.6 Environmental protection n.e.c.	3,137,801,698.01	0.52	2,328,508,375.74	0.63	809,293,322.27	0.35
329 Ministry of Forestry and Soil Conservation	386,805,675.38	0.06	88,866,748.25	0.02	297,938,927.13	0.13
331 Ministry of Environment, Science and Technology	1,258,236,804.75	0.21	1,124,906,832.77	0.30	133,329,971.98	0.06
347 Ministry of Urban Development	1,492,759,217.88	0.25	1,114,734,794.72	0.30	378,024,423.16	0.16
05.5 R&D Environmental protection	2,026,029,773.25	0.34	19,432,337.25	0.01	2,006,597,436.00	0.87
329 Ministry of Forestry and Soil Conservation	26,029,773.25	0.00	19,432,337.25	0.01	6,597,436.00	0.00
501 MOF Policy Financing	2,000,000,000.00	0.33	0.00	0.00	2,000,000,000.00	0.87
05.1 Waste management	5,629,822,288.90	0.94	55,993,338.90	0.02	5,573,828,950.00	2.43
347 Ministry of Urban Development	179,644,288.90	0.03	55,993,338.90	0.02	123,650,950.00	0.05
501 MOF Policy Financing	5,450,178,000.00	0.91	0.00	0.00	5,450,178,000.00	2.37
05.2 Waste water management	949,750,107.51	0.16	100,878,695.20	0.03	848,871,412.31	0.37
347 Ministry of Urban Development	142,887,640.09	0.02	91,348,729.00	0.02	51,538,911.09	0.02
357 Ministry of Irrigation	806,862,467.42	0.13	9,529,966.20	0.00	797,332,501.22	0.35
06 HOUSING AND COMMUNITY AMENITIES	22,808,418,863.88	3.79	3,124,725,019.19	0.84	19,683,693,844.69	8.57
06.3 Water supply	15,226,404,862.94	2.53	1,112,995,915.47	0.30	14,113,408,947.47	6.14
347 Ministry of Urban Development	13,452,017,018.95	2.24	871,166,720.07	0.23	12,580,850,298.88	5.48
365 Ministry of Federal Affairs and Local Development	618,090,843.99	0.10	241,829,195.40	0.07	376,261,648.59	0.16
501 MOF Policy Financing	1,156,297,000.00	0.19	0.00	0.00	1,156,297,000.00	0.50
06.2 Community development	1,200,742,087.79	0.20	679,470,929.32	0.18	521,271,158.47	0.23
329 Ministry of Forestry and Soil Conservation	150,670,961.45	0.03	58,112,021.50	0.02	92,558,939.95	0.04
347 Ministry of Urban Development	13,179,249.27	0.00	1,984,099.85	0.00	11,195,149.42	0.00
365 Ministry of Federal Affairs and Local Development	1,036,891,877.07	0.17	619,374,807.97	0.17	417,517,069.10	0.18
06.6 Housing and community amenities n.e.c.	1,020,113,374.70	0.17	76,245,617.70	0.02	943,867,757.00	0.41
365 Ministry of Federal Affairs and Local Development	1,020,113,374.70	0.17	76,245,617.70	0.02	943,867,757.00	0.41
06.1 Housing development	5,361,158,538.45	0.89	1,256,012,556.70	0.34	4,105,145,981.75	1.79
347 Ministry of Urban Development	4,776,088,538.45	0.79	1,256,012,556.70	0.34	3,520,075,981.75	1.53
501 MOF Policy Financing	585,070,000.00	0.10	0.00	0.00	585,070,000.00	0.25
07 HEALTH	34,009,026,310.41	5.66	30,433,554,007.08	8.20	3,575,472,303.33	1.56
07.3 Hospital services	11,920,885,594.59	1.98	11,606,132,301.52	3.13	314,753,293.07	0.14
314 Ministry of Home	598,586,603.58	0.10	414,513,327.70	0.11	184,073,275.88	0.08
345 Ministry of Defence	537,038,220.81	0.09	537,038,220.81	0.14	0.00	0.00
370 Ministry of Health and Population	7,113,600,930.75	1.18	6,982,920,913.56	1.88	130,680,017.19	0.06
601 MOF Staff Benefits and Retirement Benefits	3,671,659,839.45	0.61	3,671,659,839.45	0.99	0.00	0.00
07.1 Medical products, appliances and equipment	297,843,725.74	0.05	130,719,651.52	0.04	167,124,074.22	0.07
370 Ministry of Health and Population	297,843,725.74	0.05	130,719,651.52	0.04	167,124,074.22	0.07
07.2 Out-patient services	4,307,753,832.96	0.72	4,101,423,251.58	1.10	206,330,581.38	0.09

Government of Nepal
Ministry of Finance
Financial Comptroller General Office
Function wise Expenditure

Fiscal Year 2015/16 (2072/73)

ANNEX-5

Details	Total Expenditure	%Recurrent Expenditure	Recurrent %	Capital/Principle Expenses	Capital %	
330 Ministry of Commerce and Supply	154,005,000.00	0.03	154,005,000.00	0.04	0.00	0.00
370 Ministry of Health and Population	4,153,748,832.96	0.69	3,947,418,251.58	1.06	206,330,581.38	0.09
07.4 Public health services	14,328,687,982.43	2.38	11,595,302,701.54	3.12	2,733,385,280.89	1.19
365 Ministry of Federal Affairs and Local Development	87,268,553.90	0.01	87,268,553.90	0.02	0.00	0.00
370 Ministry of Health and Population	14,241,419,428.53	2.37	11,508,034,147.64	3.10	2,733,385,280.89	1.19
07.5 R&D Health	3,153,855,174.69	0.52	2,999,976,100.92	0.81	153,879,073.77	0.07
370 Ministry of Health and Population	3,153,855,174.69	0.52	2,999,976,100.92	0.81	153,879,073.77	0.07
08 RECREATION,CULTURE AND RELIGION	3,968,784,049.12	0.66	3,557,841,897.44	0.96	410,942,151.68	0.18
08.3 Broadcasting and publishing services	278,164,449.70	0.05	222,501,960.25	0.06	55,662,489.45	0.02
358 Ministry of Information and Communications	278,164,449.70	0.05	222,501,960.25	0.06	55,662,489.45	0.02
08.2 Cultural services	1,818,488,035.30	0.30	1,473,597,867.68	0.40	344,890,167.62	0.15
325 Ministry of Culture, Tourism and Civil Aviation	1,739,451,063.42	0.29	1,447,478,402.80	0.39	291,972,660.62	0.13
365 Ministry of Federal Affairs and Local Development	79,036,971.88	0.01	26,119,464.88	0.01	52,917,507.00	0.02
08.1 Recreational and sporting services	1,872,131,564.12	0.31	1,861,742,069.51	0.50	10,389,494.61	0.00
343 Ministry of Youth and Sports	1,872,131,564.12	0.31	1,861,742,069.51	0.50	10,389,494.61	0.00
09 EDUCATION	90,689,488,011.60	15.09	90,456,232,063.39	24.36	233,255,948.21	0.10
09.8 Education n.e.c.	1,872,922,571.81	0.31	1,863,324,392.81	0.50	9,598,179.00	0.00
350 Ministry of Education	1,872,922,571.81	0.31	1,863,324,392.81	0.50	9,598,179.00	0.00
09.5 Education not definable by level	27,567,633,536.30	4.59	27,457,632,123.67	7.40	110,001,412.63	0.05
350 Ministry of Education	27,567,633,536.30	4.59	27,457,632,123.67	7.40	110,001,412.63	0.05
09.1 Pre-primary and primary education	28,457,368,887.82	4.73	28,456,169,387.82	7.66	1,199,500.00	0.00
350 Ministry of Education	28,457,368,887.82	4.73	28,456,169,387.82	7.66	1,199,500.00	0.00
09.2 Secondary education	14,375,108,393.39	2.39	14,375,108,393.39	3.87	0.00	0.00
350 Ministry of Education	14,375,108,393.39	2.39	14,375,108,393.39	3.87	0.00	0.00
09.6 Subsidiary services to education	18,416,454,622.28	3.06	18,303,997,765.70	4.93	112,456,856.58	0.05
350 Ministry of Education	18,416,454,622.28	3.06	18,303,997,765.70	4.93	112,456,856.58	0.05
10 SOCIAL PROTECTION	20,118,573,623.48	3.35	19,905,423,299.62	5.36	213,150,323.86	0.09
10.4 Family and children	1,737,626,264.79	0.29	1,735,347,761.79	0.47	2,278,503.00	0.00
365 Ministry of Federal Affairs and Local Development	1,468,278,236.00	0.24	1,465,999,733.00	0.39	2,278,503.00	0.00
370 Ministry of Health and Population	269,348,028.79	0.04	269,348,028.79	0.07	0.00	0.00
10.8 R&D Social protection	58,614,616.06	0.01	56,803,686.06	0.02	1,810,930.00	0.00
352 Ministry of Cooperative and poverty Alleviation	42,254,133.94	0.01	40,683,097.94	0.01	1,571,036.00	0.00
371 Ministry of Labour and Employment	16,360,482.12	0.00	16,120,588.12	0.00	239,894.00	0.00
10.7 Social exclusion n.e.c.	16,452,357,252.63	2.74	16,420,689,597.63	4.42	31,667,655.00	0.01
301 Prime Minister and Council of Minister's Office	30,261,217.00	0.01	29,431,942.00	0.01	829,275.00	0.00
365 Ministry of Federal Affairs and Local Development	16,422,096,035.63	2.73	16,391,257,655.63	4.41	30,838,380.00	0.01
10.9 Social protection n.e.c.	1,869,975,490.00	0.31	1,692,582,254.14	0.46	177,393,235.86	0.08

Government of Nepal
Ministry of Finance
Financial Comptroller General Office
Function wise Expenditure

Fiscal Year 2015/16 (2072/73)

ANNEX-5

Details	Total Expenditure	%Recurrent Expenditure	Recurrent %	Capital/Principle Expenses	Capital %	
314 Ministry of Home	61,799,689.61	0.01	24,674,277.00	0.01	37,125,412.61	0.02
340 Ministry of Women, Children & Social Welfare	1,808,175,800.39	0.30	1,667,907,977.14	0.45	140,267,823.25	0.06
Grand Total:	601,015,583,765.25	100.00	371,297,089,136.22	100.00	229,718,494,629.03	100.00

**Financial Comptroller General Office
Ministry wise Actual Expenditure**

Fiscal Year 2015/16 2072/73

Ministry	Recurrent	Capital / Financing	Total	Cash			Commodity/Direct Grant
				Total Cash	Foreign Grant Cash		
					GoN		
101 President	96639006	230956795	327595801	327595801	327595801		
102 Deputy President	28879897	28504152	57384049	57384049	57384049		
202 Constituent Assembly / Legislature - Parliament	1197365225	25844792	1223210017	1223210017	1223210017		
204 Courts	2677875136	762541541	3440416676	3440416676	3440416676		
206 Commission for Investigation of Abuse of Authority	509173840	207320260	716494100	716494100	716494100		101956948
208 Office of the Auditor General	371930729	4382729	376313458	274356510	274356510		
210 Public Service Commission	469842745	57848388	527691133	527691133	527691133		
212 Election Commission	405718698	26311386	432030084	432030084	432030084		
214 National Human Rights Commission	84417518	2662744	87080262	87080262	87080262		
216 Office of the Attorney General	468824718	198042587	666867305	666867305	666867305		
218 Council of Justice	42112401	5024043	47136444	47136444	47136444		
301 Prime Minister and Council of Minister's Office	10145421539	4289956676	10574417215	10376648177	8125501454	2251146723	197769038
305 Ministry of Finance	3296645185	1138937085	4435582270	4325425420	3976750631	348674789	110156850
307 Ministry of Industry	1483197567	845664677	2328662244	2328662244	2325802656	30595689	638986888
308 Ministry of Energy	916817192	543874993	1460682184	1396793496	1321380764	75412732	
311 Ministry of Law, Justice, Constituent Assembly and Parliamentary Affairs	98286479	7703155	105989634	105989634	105989634		
312 Ministry of Agriculture Development	20110065346	1985011995	22095077341	21184929634	18310497426	2874432409	910147507
314 Ministry of Home	37033139513	2497651999	39530791512	39530791512	39478511319	52280193	
325 Ministry of Culture, Tourism and Civil Aviation	2056798845	991823134	3048621979	3048621979	2992824442	55797537	
326 Ministry of Foreign Affairs	3407523470	736769102	4144292571	4144292571	4144292571		
329 Ministry of Forestry and Soil Conservation	5802608561	4147809435	9950417996	9775673085	8888330574	887342512	174744911
330 Ministry of Commerce and Supply	941683606	639284965	1580988571	1564014597	1423647324	140367273	16953974
331 Ministry of Environment, Science and Technology	5128880748	359951413	5488832161	4898530095	3630980288	1267549827	590302065
336 Ministry of Land Reforms and Management	2724701027	722764712	3447465739	3447465739	3447465739		
337 Ministry of Physical Planning, Works and Transport Management	5727735975	37127539614	42855275589	40280330817	34251044613	6029286204	2574944773
340 Ministry of Women, Children & Social Welfare	1667907977	140267823	1808175800	1785349828	1595788728	189561101	22825972
343 Ministry of Youth and Sports	1861742070	10389495	1872131564	1872131564	1868508071	3623494	
345 Ministry of Defence	29541303175	3918119375	33459422550	33459422550	33459422550		
347 Ministry of Urban Development	4110585290	1719881824	21310397115	18977732936	15344801392	3632931544	2332664179
349 Ministry of Peace & Reconstruction	551989362	1791919004	2343908366	2343908366	2252663563	91244803	
350 Ministry of Education	90456232063	233255948	90689488012	90421817605	77408916925	13012900680	267670406
352 Ministry of Cooperative and poverty Alleviation	1008558674	57187968	1065746642	1065746642	784799121	280947521	

**Financial Comptroller General Office
Ministry wise Actual Expenditure**

Fiscal Year 2015/16 2072/73

Ministry	Recurrent	Capital / Financing	Total	Cash			Commodity/Direct Grant
				Total Cash	GoN	Foreign Grant Cash	
356 Ministry of General Administration	745354335	30039590	775393925	775393925	775393925		
357 Ministry of Irrigation	1201343149	18848811506	20050154655	19899864907	16636965276	3262899631	150289747
358 Ministry of Information and Communications	3407071888	221846912	3628918800	3626730412	3558675247	68055165	2188388
365 Ministry of Federal Affairs and Local Development	47290893312	16048821012	63339714324	60065935085	52943959235	7121975851	3273779238
370 Ministry of Health and Population	25838417094	3391399027	29229816121	25931241805	24281955109	1649286696	3298574317
371 Ministry of Labour and Employment	774902617	127332180	902234798	647193087	585813283	61379805	255041710
391 National Planning Commission Secretariate	556278522	44872364	601150886	601150886	594658786	6492100	
501 MOF Policy Financing		37517372396	37517372396	32608064908	24387219908	8220845000	4909307488
502 MOF Domestic Debt Service	5362160620	50334947105	55697107725	55697107725	55697107725		
503 MOF External Debt Service (Multilateral)	2811727257	14745786988	17557514225	17557514225	17557514225		
504 MOF External Debt Service (Bilateral)	499152144	3049140468	3548292612	3548292612	3548292612		
601 MOF Staff Benefits and Retirement Benefits	27621952723		27621952723	27621952723	27621952723		
602 MOF Miscellaneous	20763231900	8233952291	29047184191	29047184191	27115612261	1931571930	
Total	371297089136	229718494629	601015583765	581762367566	528243302460	53519065107	19253216199

Financial Comptroller General Office Source wise Recurrent/Capital Expenditure

Fiscal Year 2015/16 (2072/73)

ANNEX-7

Economic Code	Description	Cash		Total Cash	Commodity/Direct Payment	Grand Total
		GoN	Foreign Grant			
Recurrent		333302668506	31196937573	364499606080	6797483057	371297089136
21100	Wages and salaries	89172663997	54496541	89227360537	40795856	89268156393
21111	Salary	66727352575	29525451	66756878025	40449024	66797327049
21112	Local Allowances	1207091815	60971	1207152786		1207152786
21113	Dearness Allowance	3152359989	243497	3152603486		3152603486
21114	Field Allowance	93913482	18060977	111974458		111974458
21119	Other Allowance	2961929196	6171114	2968100310		2968447142
21121	Clothing	2471480200	69675	2471549875	346832	2471549875
21122	Fooding	12195891688		12195891688		12195891688
21123	Medical Expense	362845053	364856	363209909		363209909
22100	Rent & Services	3149645940	62236251	3211882191	822625	3212704816
22111	Water and Electricity	1073424192	5111034	1078535226	386038	1078921264
22112	Communication	534602664	21379101	555981765	422588	556404353
22121	House Rent	147611788	34288125	1510399913		1510399913
22122	Other Rent	65507296	1457990	66965286	14000	66979286
22200	Operation & Maintenance of Capital Assets	3887005679	113379918	4000385597	11571090	4011956688
22211	Fuel and Oil - Vehicles	1929594855	58221875	1987816731	2756686	1990573417
22212	Operation & Maintenance	1633764390	53960861	1687725251	8711799	1696437050
22213	Insurance	323646434	1197162	324843615	102605	324946220
22300	Offices Materials & Services	3584294256	145950650	3730244906	17097198	3747342104
22311	General Office Expenses	3067282954	137490548	3204773503	17097198	3221870701
22312	Feedds for Animals & Birds	134350132		134350132		134350132
22313	Books and Materials	24224000	5472679	29696679		29696679
22314	Fuel and Oil - For Administrative Purposes	155776343	1769793	157546137		157546137
22321	Repair and Maintenance of Public Property	202660826	1217630	203878456		203878456
22400	Consultancy and Other Services fee	3848497581	666358279	4514855860	734615311	5249471171
22411	Consultancy and Services Expenses	677450389	488794199	1146244588	718952541	1865197129
22412	Other Service Fee	3171047192	197564080	3368611272	15662770	3384274042
22500	Program Expenses	12789610992	3073538415	15863149407	3908103329	19771252736
22511	Employee Training	558133331	152052933	710186264	25890520	736076784
22512	Skill Development and Awareness Training Program	1920404351	1453923692	3374328044	348896435	3723224479

Financial Comptroller General Office Source wise Recurrent/Capital Expenditure

Fiscal Year 2015/16 (2072/73)

ANNEX-7

Economic Code	Description	Cash		Total Cash	Commodity/Direct Payment	Grand Total
		GoN	Foreign Grant			
22521	Production Materials/Services	907515060	71691577	979206637	46143798	1025350434
22522	Program Expenses	7379379991	1375886459	8755266450	728401298	9483867748
22529	Other Program Expenses	244379871	17380607	261760478	5983278	267743757
22531	Medicine Purchases	1779798388	2603145	1782401533	2752788000	4535189533
22600	Monitoring, Evaluation & Travelling Expenses	2090092114	230971024	2321063138	18594793	2339657931
22611	Monitoring & Evaluation Expenses	1115438093	166404777	1281842870	16462187	1298305056
22612	Travelling Expenses	916858590	64566248	981424837	2132606	983557443
22613	Travelling Expenses of VIPs & Delegations	42353103		42353103		42353103
22614	Other Travelling Expenses	15442328		15442328		15442328
22700	Miscellaneous	6220763789	23339836	6244123626	8705310	6252828936
22711	Miscellaneous	6220763789	23339836	6244123626	8705310	6252828936
24100	Interest on Foreign Foreign	3310879401		3310879401		3310879401
24111	Interest on Foreign Loan	3310879401		3310879401		3310879401
24200	Interest on Internal Loan	5362160620		5362160620		5362160620
24211	Interest on Internal Loan	5362160620		5362160620		5362160620
25100	Subsidies to Public Corporations	653479484		653479484		653479484
25111	Operating Subsidy - Non-Financial Corporations	482049484		482049484		482049484
25112	Capital Subsidy - Non-Financial Corporations	171430000		171430000		171430000
25200	Subsidies to Private Enterprises	79503697	208858742	288362439		288362439
25211	Operating Subsidies to Non-Financial Private Enterprises	3444879	132944361	136389240		136389240
25212	Capital Subsidies to Non-Financial Private Enterprises	76058818	75914381	151973199		151973199
26200	Grant to Social Service	185195660		185195660		185195660
26211	International Membership Fee & Assistance	185195660		185195660		185195660
26300	Grant to Local body	26375689758	7027542474	33403232233	455181911	33858414144
26311	Unconditional Recurrent Grant to Local Bodies	1510740760	90085211	1600825971		1600825971
26321	Conditional Recurrent Grant to Local Bodies	8966140997	4268907263	13235048260	448666761	13683705021
26321	Unconditional Capital Grant to Local Bodies	11411272311	993485827	12404758138	51420	12404809558
26322	Conditional Capital Grant to Local Bodies	4487535690	1675064173	6162599864	6473730	6169073593
26400	Grant to Social Service	116427851879	18776203815	135204055694	1600055432	13680411126
26411	Unconditional Recurrent Grant to Government Agencies, Committees & Boards	2633054224	1033000	2634087224	12342250	2646429474
26412	Conditional Recurrent Grant to Government Agencies, Committees & Boards	66157257891	60652066539	72222464431	257808889	72480273319

Financial Comptroller General Office Source wise Recurrent/Capital Expenditure

Fiscal Year 2015/16 (2072/73)

ANNEX-7

Economic Code	Description	Cash		Total Cash	Commodity/Direct Payment	Grand Total
		GoN	Foreign Grant			
26413	Unconditional Recurrent Grant to Other Institutions & Individuals	10494210479	206410606	10700621085	1006477341	11707098426
26421	Unconditional Capital Grant to Government	7744961831	2077351030	9822312861		9822312861
26422	Unconditional Recurrent Grant to Government	3624795574	189183000	3813978574		3813978574
26423	Agencies, Commitments, & Reversals	25773571880	10237019639	36010591519	323426953	36334018472
27100	Unconditional Capital Grant to Other Institutions & Individuals	18862564472	156636576	19019201048		19019201048
27111	Conditional Social Security Subsidy	15715882539	156636576	15872519115		15872519115
27112	Other Unconditional Social Assistance	3146681934		3146681934		3146681934
27200	Scholarships	1308081181	655530586	1963611768	1940200	1965551968
27211	Scholarships	1308081181	655530586	1963611768	1940200	1965551968
27300	Retirement Benefits	35760463998	1894467	35762358465		35762358465
27311	Pensions and Disability Allowance	27083255780		27083255780		27083255780
27312	Gratuity	558352337	1876000	560228337		560228337
27313	Accumulated Leave	3197543269	18467	3197561736		3197561736
27314	Medical Facility	4862471602		4862471602		4862471602
27315	Deceased Staff Assistance	58841010		58841010		58841010
28100	property Related Expenditure	6203041		6203041		6203041
28141	Land Rent	6203041		6203041		6203041
28200	Refunds	227800967		227800967		227800967
28211	Revenue Refund	543430		543430		543430
28212	Judicial Refund	74297359		74297359		74297359
28213	Other Refund	152960178		152960178		152960178
29600	Civil Works					
29611	Civil Works - Construction					
29700	Capital Research & Consultancy					
29711	Capital Research & Consultancy					
Capital		101603739505	14101282533	115705022038	7546425654	123251447692
22500	Program Expenses					
22512	Skill Development and Awareness Training Program					
22522	Program Expenses					
26300	Grant to Local body					

Financial Comptroller General Office Source wise Recurrent/Capital Expenditure

Fiscal Year 2015/16 (2072/73)

ANNEX-7

Economic Code	Description	Cash		Total Cash	Commodity/Direct Payment	Grand Total
		GoN	Foreign Grant			
26322	Conditional Capital Grant to Local Bodies					
29100	Land	2825945918		2825945918		2825945918
29111	Land Acquisition	2825945918		2825945918		2825945918
29200	Building	17335574601	1108934243	18444508844	57247853	18501756697
29211	Building Purchase	495100000		495100000		495100000
29221	Building Construction	16460798616	1092518722	17553317338	55805819	17609123157
29231	Capital Formation - Building	379675985	16415521	396091506	1442034	397533540
29300	Furniture & Fittings	638075081	36409702	674484783	1380766	675865549
29311	Furniture & Fixtures	638075081	36409702	674484783	1380766	675865549
29400	Vehicles	1964168196	237011567	2201179763	18492045	2219671808
29411	Vehicles	1964168196	237011567	2201179763	18492045	2219671808
29500	Plant & Machinery	4314191354	468784557	4782975911	370202265	5153178176
29511	Plant & Machinery	4314191354	468784557	4782975911	370202265	5153178176
29600	Civil Works	72146262021	11030719257	83176981278	5487916794	88664898072
29611	Civil Works - Construction	68430284778	10192624877	78622909655	5469446593	84092356248
29621	Capital Formation	3715977243	838094380	4554071623	18470201	4572541824
29700	Capital Research & Consultancy	2379522333	1219423208	3598945541	1611189931	5210131472
29711	Capital Research & Consultancy	2324103158	1186335396	3510438554	1538882525	5049321080
29712	Software Development and Purchase	55419175	33087812	88506987	72303406	160810393
	Financing	93336894449	8220845000	101557739449	4909307488	106467046937
31100	Net Internal Loan	12296739954	8220845000	20517584954	4298997410	24816682364
31111	Internal Loan to Corporations	12296739954	8220845000	20517584954	4298997410	24816682364
31200	Net Investment	12090479954		12090479954	610310078	12700790032
31211	Share Investments- Corporations	11914612754		11914612754	79400535	11994013289
31221	Foreign Share Investments	175867200		175867200	530909543	706776743
32100	External - Net Borrowing	18614727436		18614727436		18614727436
32111	External Amortization	18614727436		18614727436		18614727436
32200	Domestic Net Borrowing	50334947105		50334947105		50334947105
32211	Domestic Amortization	50334947105		50334947105		50334947105
	Grand Total	528243302460	53519085107	581762367566	19253216199	601015583765

Financial Comptroller General Office
Source wise Expenditure Summary (Recurrent)

Fiscal Year 2015/16 (2072/73)

ANNEX-8

Ministry	GoN			Reimb. Grant		Cash		Total		Commodity		Direct Grant		NonCash		Total Expenditure	
	Reimb. Grant	Cash Grant	Cash Loan	Reimb. Loan	Cash Loan	Cash Loan	Total Cash	Direct Grant	Commodity	Direct Grant	NonCash	Direct Loan	NonCash	Total	Total		
101 President	0.00	96,639,005.51	0.00	0.00	0.00	0.00	96,639,005.51	0.00	0.00	0.00	0.00	0.00	0.00	96,639,005.51	0.00	96,639,005.51	
102 Deputy President	0.00	28,879,897.00	0.00	0.00	0.00	0.00	28,879,897.00	0.00	0.00	0.00	0.00	0.00	0.00	28,879,897.00	0.00	28,879,897.00	
202 Constituent Assembly/ Legislature - Parliament	0.00	1,197,365,225.21	0.00	0.00	0.00	0.00	1,197,365,225.21	0.00	0.00	0.00	0.00	0.00	0.00	1,197,365,225.21	0.00	1,197,365,225.21	
204 Courts	0.00	2,677,875,135.78	0.00	0.00	0.00	0.00	2,677,875,135.78	0.00	0.00	0.00	0.00	0.00	0.00	2,677,875,135.78	0.00	2,677,875,135.78	
206 Commission for Investigation of Case of Authority	0.00	509,173,840.11	0.00	0.00	0.00	0.00	509,173,840.11	0.00	0.00	0.00	0.00	0.00	0.00	509,173,840.11	0.00	509,173,840.11	
208 Office of Auditor General	0.00	271,743,361.42	0.00	0.00	0.00	0.00	271,743,361.42	0.00	100,187,368.00	0.00	0.00	0.00	0.00	100,187,368.00	371,930,729.42	371,930,729.42	
210 Public Service Commission	0.00	469,842,745.08	0.00	0.00	0.00	0.00	469,842,745.08	0.00	0.00	0.00	0.00	0.00	0.00	469,842,745.08	0.00	469,842,745.08	
212 Election Commission	0.00	405,718,697.53	0.00	0.00	0.00	0.00	405,718,697.53	0.00	0.00	0.00	0.00	0.00	0.00	405,718,697.53	0.00	405,718,697.53	
214 National Human Rights Commission	0.00	84,417,517.50	0.00	0.00	0.00	0.00	84,417,517.50	0.00	0.00	0.00	0.00	0.00	0.00	84,417,517.50	0.00	84,417,517.50	
216 Commission on Attorney General	0.00	468,824,717.72	0.00	0.00	0.00	0.00	468,824,717.72	0.00	0.00	0.00	0.00	0.00	0.00	468,824,717.72	0.00	468,824,717.72	
218 Council of Justice	0.00	42,112,401.00	0.00	0.00	0.00	0.00	42,112,401.00	0.00	0.00	0.00	0.00	0.00	0.00	42,112,401.00	0.00	42,112,401.00	
301 Prime Minister and Council of Ministers	2,251,146,723.04	7,890,434,894.49	0.00	0.00	0.00	0.00	10,141,581,617.53	3,839,921.00	0.00	0.00	0.00	0.00	3,839,921.00	3,839,921.00	10,145,421,538.53	10,145,421,538.53	
305 Minister's Office	66,429,163.66	3,187,553,064.05	27,455,537.81	0.00	0.00	0.00	3,281,437,765.52	15,207,419.29	0.00	0.00	0.00	0.00	15,207,419.29	3,296,645,184.81	3,296,645,184.81	3,296,645,184.81	
307 Ministry of Finance	422,244.00	1,481,939,072.78	0.00	836,250.00	0.00	0.00	1,483,197,566.78	0.00	0.00	0.00	0.00	0.00	0.00	1,483,197,566.78	0.00	1,483,197,566.78	
308 Ministry of Energy	994,296.00	873,777,375.53	0.00	0.00	0.00	0.00	874,771,671.53	42,045,520.00	0.00	0.00	0.00	0.00	42,045,520.00	916,817,191.53	916,817,191.53	916,817,191.53	
311 Ministry of Law, Justice, Constituent Assembly and Parliamentary Affairs	0.00	98,286,478.58	0.00	0.00	0.00	0.00	98,286,478.58	0.00	0.00	0.00	0.00	0.00	0.00	98,286,478.58	0.00	98,286,478.58	
312 Ministry of Agriculture	1,464,436,893.35	16,939,379,067.44	10,259,134.15	883,858,321.93	0.00	0.00	20,000,297,933,416.87	721,613,892.29	0.00	90,518,037.09	812,131,929,382.20	110,065,346.25	0.00	211,341,929,382.20	211,341,929,382.20	211,341,929,382.20	
314 Ministry of Home Development	23,314,856.00	37,009,824,657.10	0.00	0.00	0.00	0.00	37,033,139,513.10	0.00	0.00	0.00	0.00	0.00	0.00	37,033,139,513.10	0.00	37,033,139,513.10	
325 Culture, Tourism and Civil Aviation	48,316,839.30	2,008,482,005.52	0.00	0.00	0.00	0.00	2,056,798,844.82	0.00	0.00	0.00	0.00	0.00	0.00	2,056,798,844.82	0.00	2,056,798,844.82	
326 Ministry of Foreign Affairs	0.00	3,407,523,469.52	0.00	0.00	0.00	0.00	3,407,523,469.52	0.00	0.00	0.00	0.00	0.00	0.00	3,407,523,469.52	0.00	3,407,523,469.52	
329 Ministry of Forestry and Soil Conservation	71,278,897.09	5,647,846,256.00	0.00	0.00	0.00	0.00	5,719,125,153.09	83,483,407.45	0.00	0.00	0.00	0.00	83,483,407.45	5,802,608,560.54	5,802,608,560.54	5,802,608,560.54	
330 Ministry of Commerce and Supply	32,484,196.08	909,199,410.37	0.00	0.00	0.00	0.00	941,683,606.45	0.00	0.00	0.00	0.00	0.00	0.00	941,683,606.45	0.00	941,683,606.45	
331 Ministry of Environment, Science and Technology	1,226,575,668.90	3,312,549,905.78	1,297,783.00	0.00	0.00	0.00	4,540,423,357.68	588,457,390.25	0.00	0.00	0.00	0.00	588,457,390.25	5,128,880,747.93	5,128,880,747.93	5,128,880,747.93	

Financial Comptroller General Office Source wise Expenditure Summary (Recurrent)

ANNEX-3

Fiscal Year (2072/73)

Ministry	GoN	Cash			Reimb. Loan	Total Cash	Commodity	NonCash		Total Expenditure
		Reimb. Grant	Cash Grant	Cash Loan				Direct Grant	Direct Loan	
336 Ministry of Land Reforms and Management	2,724,701,027.46	0.00	0.00	0.00	2,724,701,027.46	0.00	0.00	0.00	0.00	2,724,701,027.46
337 Ministry of Physical Planning, Works and Transport	3,721,622,247.69	4,630,235.16	0.00	0.00	5,726,252,482.85	0.00	1,483,492.59	0.00	1,483,492.59	5,727,735,975.44
340 Ministry of Management of Children & Special Welfare	1,466,290,574.36	160,840,337.60	27,951,093.00	0.00	1,645,082,004.96	0.00	22,825,972.18	0.00	22,825,972.18	1,667,907,977.14
343 Ministry of Youth and Sports	1,858,118,576.01	0.00	3,623,493.50	0.00	1,861,742,069.51	0.00	0.00	0.00	0.00	1,861,742,069.51
345 Ministry of Defence	29,541,303,175.06	0.00	0.00	0.00	0,0029,541,303,175.06	0.00	0.00	0.00	0.00	0,0029,541,303,175.06
347 Ministry of Urban Development	2,163,735,637.33	406,254,468.98	3,525,413.00	1,528,829,521.31	0.00	4,240,415.00	3,998,934.69	0.00	8,240,349.69	4,110,585,290.31
349 Ministry of Peace & Reconstruction	460,744,559.02	0.00	91,244,802.88	0.00	551,989,361.90	0.00	0.00	0.00	0.00	551,989,361.90
350 Ministry of Reconstruction	77,246,470,510.07	11,132,071,517.47	27,308,000.00	1,782,711,629.65	0.00	40,123,846.36	227,546,559.84	0.00	267,670,406,209,456,232,063.39	0.00
352 Ministry of Cooperative and poverty Alleviation	727,887,793.69	0.00	0.00	280,670,880.40	0.00	0.00	0.00	0.00	0.00	1,008,558,674.09
356 Ministry of General Administration	745,354,335.23	0.00	0.00	0.00	745,354,335.23	0.00	0.00	0.00	0.00	745,354,335.23
357 Ministry of Irrigation	1,045,095,223.80	132,412,792.13	0.00	20,173,445.10	0.00	3,661,688.00	0.00	0.00	3,661,688.00	1,201,343,149.03
358 Ministry of Information and Public Affairs and Local Development	3,401,896,647.94	2,986,852.00	0.00	0.00	3,404,883,499.94	0.00	2,188,387.78	0.00	2,188,387.78	3,407,071,887.72
365 Ministry of Federal Affairs and Local Development	41,175,763,383.65	3,197,837,372.83	236,888,235.12	317,338,956.31	993,465,827,134,592,131,377,504	0.00	933,619,536.73	435,960,000.00	1,369,579,536,734,729,093,311.77	0.00
370 Ministry of Health and Population	21,712,002,441.44	438,156,843.51	465,306,751.14	0.00	0,0022,615,466,036.09	2,717,815,000.00	505,136,057.92	0.00	3,222,951,057,522,5,838,417,094.01	0.00
371 Ministry of Labour and Employment	480,514,857.12	0.00	40,858,549.75	0.00	521,373,406.87	0.00	253,529,210.22	0.00	253,529,210.22	774,902,617.09
391 National Planning Commission	549,786,421.93	0.00	6,492,100.00	0.00	556,278,521.93	0.00	0.00	0.00	0.00	556,278,521.93
502 MOF Domestic Debt Service	5,362,160,620.19	0.00	0.00	0.00	5,362,160,620.19	0.00	0.00	0.00	0.00	5,362,160,620.19
503 MOF External Debt Service (Multilateral)	2,811,727,257.07	0.00	0.00	0.00	2,811,727,257.07	0.00	0.00	0.00	0.00	2,811,727,257.07
504 MOF External Debt Service (Bilateral)	499,152,143.83	0.00	0.00	0.00	499,152,143.83	0.00	0.00	0.00	0.00	499,152,143.83
601 MOF Staff Benefits and Retirement Benefits	27,621,952,723.00	0.00	0.00	0.00	27,621,952,723.00	0.00	0.00	0.00	0.00	27,621,952,723.00
602 MOF Miscellaneous	18,977,000,249.35	0.00	126,950,000.00	1,242,531,651.00	416,750,000,000,2,763,231,900,35	0.00	0.00	0.00	0.00	0,0020,763,231,900,35
Total :	333,302,666,506.26	20,660,590,197.10	1,069,160,893.35	6,056,950,655.70	3,410,235,827,13	364,489,606,079.54	2,945,381,659.84	3,321,643,525.06	530,477,971.78	6,797,483,056.68
										371,297,089,136.22

Financial Comptroller General Office
Source wise Expenditure Summary (Capital)
Fiscal Year 2015/16 (2072/73)

Ministry	Cash				Non-Cash				Total Expenditure
	GoN	Reimb. Grant	Cash Grant	Cash Loan	Commodity	Direct Grant	Non-Cash Loan	Total Non-Cash	
101 President	230,956,795.00	0.00	0.00	0.00	0.00	0.00	0.00	0.00	230,956,795.00
102 Deputy President	28,504,152.00	0.00	0.00	0.00	0.00	0.00	0.00	0.00	28,504,152.00
202 Constituent Assembly / Legislature - Courts	25,844,792.13	0.00	0.00	0.00	0.00	0.00	0.00	0.00	25,844,792.13
204	762,541,540.53	0.00	0.00	0.00	0.00	0.00	0.00	0.00	762,541,540.53
206 Commission for Investigation of Abuse of Authority	207,320,259.95	0.00	0.00	0.00	0.00	0.00	0.00	0.00	207,320,259.95
208 Office of the Auditor General	2,613,149.00	0.00	0.00	0.00	0.00	1,769,560.00	0.00	1,769,560.00	4,382,729.00
210 Public Service Commission	57,848,387.97	0.00	0.00	0.00	0.00	0.00	0.00	0.00	57,848,387.97
212 Election Commission	26,311,385.99	0.00	0.00	0.00	0.00	0.00	0.00	0.00	26,311,385.99
214 National Human Rights Commission	2,662,744.10	0.00	0.00	0.00	0.00	0.00	0.00	0.00	2,662,744.10
216 Office of the Attorney General	198,042,587.25	0.00	0.00	0.00	0.00	0.00	0.00	0.00	198,042,587.25
218 Council of Justice	5,024,043.00	0.00	0.00	0.00	0.00	0.00	0.00	0.00	5,024,043.00
301 Prime Minister and Council of Minister's Office	235,066,559.06	0.00	0.00	0.00	0.00	193,929,117.06	0.00	193,929,117.06	428,995,676.12
305 Ministry of Finance	789,197,567.01	59,011,451.92	195,778,635.54	0.00	0.00	94,949,430.87	0.00	94,949,430.87	1,138,937,065.34
307 Ministry of Industry	843,863,582.80	1,801,094.85	0.00	0.00	0.00	845,664,677.45	0.00	0.00	845,664,677.45
308 Ministry of Energy	447,603,388.53	0.00	0.00	0.00	0.00	52,021,824.50	0.00	21,853,168.00	543,874,992.50
311 Ministry of Law, Justice, Constituent Assembly and Parliamentary Affairs	7,703,155.31	0.00	0.00	0.00	0.00	0.00	0.00	0.00	7,703,155.31
312 Ministry of Agriculture	1,371,118,358.28	313,679,972.06	94,536,559.12	0.00	0.00	863,948.80	97,151,628.47	98,015,577.27	1,955,011,994.63
314 Ministry of Home	2,468,686,662.04	28,965,338.90	0.00	0.00	0.00	2,497,651,998.94	0.00	0.00	2,497,651,998.94
325 Ministry of Culture, Tourism and Civil Aviation	984,342,438.37	7,480,697.98	0.00	0.00	0.00	991,823,134.35	0.00	0.00	991,823,134.35
326 Ministry of Foreign Affairs	736,769,101.84	0.00	0.00	0.00	0.00	736,769,101.84	0.00	0.00	736,769,101.84
329 Ministry of Forestry and Soil Conservation	3,240,494,317.69	816,063,614.55	0.00	0.00	0.00	4,056,547,932.24	0.00	91,261,503.11	4,147,809,435.35
330 Ministry of Commerce and Supply	514,447,913.55	9,162,420.70	0.00	0.00	0.00	622,330,990.36	0.00	16,953,974.29	639,294,964.65
331 Ministry of Environment, Science and Technology	318,430,362.31	39,676,375.35	0.00	0.00	0.00	358,106,737.66	0.00	1,844,675.00	359,951,412.66
336 Ministry of Land Reforms and Management	722,764,711.55	0.00	0.00	0.00	0.00	722,764,711.55	0.00	0.00	722,764,711.55
337 Ministry of Physical Planning, Works and Transport Management	30,529,422,965.48	190,679,235.13	1,000,000,000.00	701,281,309.09	0.00	34,554,078,333.89	1,613,550,982.82	2,573,461,280.12	37,127,539,614.01
340 Ministry of Women, Children & Social Welfare	139,498,153.25	769,670.00	0.00	0.00	0.00	140,267,823.25	0.00	0.00	140,267,823.25
343 Ministry of Youth and Sports	10,389,494.61	0.00	0.00	0.00	0.00	10,389,494.61	0.00	0.00	10,389,494.61
345 Ministry of Defence	3,918,119,374.81	0.00	0.00	0.00	0.00	3,918,119,374.81	0.00	0.00	3,918,119,374.81

Financial Comptroller General Office
Source wise Expenditure Summary (Capital)

Fiscal Year 2015/16 (2072/73)

Ministry	GoN				Cash				NonCash				Total Expenditure
	GoN	Reimb. Grant	Cash Grant	Reimb. Loan	Cash Loan	Total Cash	Commodity	Direct Grant	Direct Loan	Total NonCash			
347 Ministry of Urban Development	13,181,085,854.92	477,298,927.40	65,931,917.07	1,151,093,296.12	0.00	14,876,387,995.51	0.00	185,414,235.69	2,139,009,593.15	2,324,423,828.84	17,199,811,824.35		
349 Ministry of Peace & Reconstruction	1,791,919,004.35	0.00	0.00	0.00	0.00	1,791,919,004.35	0.00	0.00	0.00	0.00	1,791,919,004.35		
350 Ministry of Education	162,446,414.91	70,809,533.30	0.00	0.00	0.00	233,255,948.21	0.00	0.00	0.00	0.00	233,255,948.21		
352 Ministry of Cooperative and poverty Alleviation	56,911,327.65	0.00	0.00	276,640.56	0.00	57,187,968.21	0.00	0.00	0.00	0.00	57,187,968.21		
356 Ministry of General Administration	30,039,590.00	0.00	0.00	0.00	0.00	30,039,590.00	0.00	0.00	0.00	0.00	30,039,590.00		
357 Ministry of Irrigation	15,591,870,052.47	391,323,950.76	1,030,325,204.15	1,688,664,238.78	0.00	18,702,183,446.16	0.00	146,628,059.36	0.00	146,628,059.36	18,848,811,505.52		
358 Ministry of Information and Communications	156,778,599.10	65,068,313.38	0.00	0.00	0.00	221,846,912.48	0.00	0.00	0.00	0.00	221,846,912.48		
365 Ministry of Federal Affairs and Local Development	11,768,195,851.19	1,228,510,702.57	0.00	989,285,583.16	158,629,173.43	14,144,621,310.35	27,755,000.00	1,876,444,701.45	0.00	1,904,199,701.45	16,048,821,011.80		
370 Ministry of Health and Population	2,569,952,667.21	720,676,570.28	25,144,530.96	0.00	0.00	3,315,775,769.45	71,669,817.00	3,954,442.00	0.00	75,623,259.00	3,391,399,027.45		
371 Ministry of Labour and Employment	105,298,425.41	0.00	20,521,255.04	0.00	0.00	125,819,680.45	0.00	1,512,500.00	0.00	1,512,500.00	127,332,180.45		
391 National Planning Commission Secretariate	44,872,364.15	0.00	0.00	0.00	0.00	44,872,364.15	0.00	0.00	0.00	0.00	44,872,364.15		
602 MOF Miscellaneous	7,318,812,011.87	0.00	0.00	145,340,279.10	0.00	7,464,152,290.97	0.00	0.00	0.00	0.00	7,464,152,290.97		
Total :	101,603,739,504.64	4,420,877,866.93	2,432,558,101.88	6,387,856,081.89	859,890,482.52	115,705,022,037.86	99,423,817.00	3,597,289,632.93	3,649,712,204.44	7,546,425,654.37	123,251,447,692.23		

Financial Comptroller General Office
Source wise Expenditure Summary (Financing)
Fiscal Year 2072/73

Ministry	Cash				NonCash				Total Expenditure
	GoN	Reimb. Grant	Cash Grant	Total Cash	Commodity	Direct Grant	Direct Loan	Total NonCash	
501 MOF Policy Financing	24,387,219,908.00	86,670,000.00	300,000,000.00	32,608,064,908.00	0.00	610,310,077.84	4,298,997,408.92	4,909,307,487.76	37,517,372,395.76
502 MOF Domestic Debt Service	50,334,947,105.01	0.00	0.00	50,334,947,105.01	0.00	0.00	0.00	0.00	50,334,947,105.01
503 MOF External Debt Service (Multilateral)	14,745,786,968.06	0.00	0.00	14,745,786,968.06	0.00	0.00	0.00	0.00	14,745,786,968.06
504 MOF External Debt Service (Bilateral)	3,049,140,467.97	0.00	0.00	3,049,140,467.97	0.00	0.00	0.00	0.00	3,049,140,467.97
602 MOF Miscellaneous	819,800,000.00	0.00	0.00	819,800,000.00	0.00	0.00	0.00	0.00	819,800,000.00
Total :	93,336,894,449.04	86,670,000.00	300,000,000.00	101,557,739,449.04	0.00	610,310,077.84	4,298,997,408.92	4,909,307,487.76	106,467,046,936.80

**Financial Comptroller General Office
Function/ Priority wise Expenditure (Fiscal Year 2015/16 (2072/73))**

('000)

Function	1 Priority		2 Priority		3 Priority		Total Expenditure
	Recurrent Exp	Capital/	Recurrent	Capital	Recurrent	Capital	
GENERAL PUBLIC SERVICES							
01.1 Executive and legislative organs, financial, fiscal affairs and external affairs	68189677	6810309	20493811	6810309	5478096	19419	172481292
101 President	45355450	19835421	359766	1618792	5403096	0	72572526
102 Deputy President	96639	230957	0	0	0	0	327596
202 Constituent Assembly / Legislature - Parliament	28880	28504	0	0	0	0	57384
206 Commission for Investigation of Abuse of Authority	1197365	25845	0	0	0	0	1223210
208 Office of the Auditor General	509174	207320	0	0	0	0	716494
301 Prime Minister and Council of Minister's Office	371931	4383	0	0	0	0	376313
305 Ministry of Finance	9859326	60462	0	0	0	0	9919788
326 Ministry of Foreign Affairs	3087216	817527	109103	0	0	0	4013847
347 Ministry of Urban Development	2539233	638930	23601	91856	0	0	3293820
352 Ministry of Cooperative and poverty Alleviation	44486	12887	0	0	0	0	57373
356 Ministry of General Administration	38273	5372	0	0	0	0	43645
501 Ministry of Federal Affairs and Local Development	0	0	55946	0	0	0	55946
503 Ministry of Policy Financing	190321	8308	47980	0	0	0	246609
504 MOF External Debt Service (Multilateral)	0	0	0	613089	0	0	613089
504 MOF External Debt Service (Bilateral)	2811727	14745787	0	0	0	0	17557514
601 MOF Staff Benefits and Retirement Benefits	499152	3049140	0	0	0	0	3548293
602 MOF Miscellaneous	23950293	0	0	0	0	0	23950293
01.2 Foreign economic aid	131434	0	123136	913847	5403096	0	6571513
357 Ministry of Irrigation	1217	3587	0	0	0	0	4804
01.3 General services	1217	3587	0	0	0	0	4804
210 Public Service Commission	12172228	777151	1247362	16442	0	0	14213184
305 Ministry of Finance	469843	57848	0	0	0	0	527691
314 Ministry of Home	30697	314183	0	0	0	0	344880
325 Ministry of Culture, Tourism and Civil Aviation	10239648	278339	0	0	0	0	10517987
326 Ministry of Forestry and Soil Conservation	88276	11542	60700	8453	0	0	168971
329 Ministry of Urban Development	11397	2079	833292	3904	0	0	850673
347 Ministry of General Administration	18	435	0	0	0	0	453
356 Ministry of General Administration	419721	39897	0	0	0	0	459618
	369729	30040	319680	0	0	0	719448

Financial Comptroller General Office
Function/ Priority wise Expenditure (Fiscal Year :2014/15(2072/73))

('000)

Function	1 Priority		2 Priority		3 Priority		Total Expenditure
	Recurrent Exp	Capital/	Recurrent	Capital	Recurrent	Capital	
365 Ministry of Federal Affairs and Local Development	20311	2001	0	0	0	0	22312
391 National Planning Commission Secretariate	522589	40787	33690	4085	0	0	601151
01.5 R&D General public services	10075	380	0	0	0	0	10455
305 Ministry of Finance	10075	380	0	0	0	0	10455
01.6 General public services n.e.c.	5110431	143041	0	484709	75000	19419	5832800
212 Election Commission	405719	26311	0	0	0	0	432030
214 National Human Rights Commission	84418	2663	0	0	0	0	87080
314 Ministry of Home	12972	4638	0	0	0	0	17610
337 Ministry of Physical Planning, Works and Transport Management	8866	50793	0	0	0	0	59659
349 Ministry of Peace & Reconstruction	0	0	0	484709	0	0	484709
365 Ministry of Federal Affairs and Local Development	4598458	0	0	0	75000	19419	4692877
501 MOF Policy Financing	0	58635	0	0	0	0	58635
01.7 Public debt transactions	5362161	50334947	0	4690366	0	0	60387473
501 MOF Policy Financing	0	0	0	4690366	0	0	4690366
502 MOF Domestic Debt Service	5362161	50334947	0	0	0	0	55697108
01.8 Transfers of a general character between levels of government	178115	395453	1888683	0	0	0	19460250
365 Ministry of Federal Affairs and Local Development	178115	395453	1888683	0	0	0	19460250
DEFENCE	29086013	1766668	78503	1766689	0	19419	207580726
02.1 Military defence	29075650	4089128	77911	0	0	0	33242687
307 Ministry of Industry	149296	171007	0	0	0	0	320303
345 Ministry of Defence	28926354	3918119	77911	0	0	0	32922384
02.2 Civil defence	10363	79121	0	1750000	0	0	1839485
314 Ministry of Home	10363	79121	0	0	0	0	89485
501 MOF Policy Financing	0	0	0	1750000	0	0	1750000
02.5 Defence n.e.c.	0	0	592	16669	0	0	17261
347 Ministry of Urban Development	0	0	592	16669	0	0	17261
PUBLIC ORDER AND SAFETY	30218598	3168	104859	3168	8910	19583	242375439
03.1 Police services	23176073	1376395	0	0	0	0	24552468
314 Ministry of Home	23176073	1376395	0	0	0	0	24552468
03.2 Fire-protection services	6566	200	0	0	0	0	6766

**Financial Comptroller General Office
Function/ Priority wise Expenditure (Fiscal Year :2072/73)**

('000)

Function	1 Priority		2 Priority		3 Priority		Total Expenditure
	Recurrent Exp	Capital/	Recurrent	Capital	Recurrent	Capital	
314 Ministry of Home	6566	200	0	0	0	0	6766
03.3 Law courts	3191886	970392	104859	3168	0	0	4270306
204 Courts	2600305	761047	77570	1494	0	0	3440417
216 Office of the Attorney General	468825	198043	0	0	0	0	666867
218 Council of Justice	42112	5024	0	0	0	0	47136
311 Ministry of Law, Justice, Constituent Assembly and Parliamentary Affair	80645	6278	17642	1425	0	0	105990
371 Ministry of Labour and Employment	0	0	9646	249	0	0	9896
03.4 Prisons	1002887	115016	0	0	0	0	1117903
314 Ministry of Home	1002887	115016	0	0	0	0	1117903
03.6 Public order and safety n.e.c.	2841186	1997012	0	0	8910	164	4847271
301 Prime Minister and Council of Minister's Office	152663	267222	0	0	0	0	419885
314 Ministry of Home	2136533	422580	0	0	8910	164	2568186
349 Ministry of Peace & Reconstruction	551989	1307210	0	0	0	0	1859199
ECONOMIC AFFAIRS	61270171	10742537	5791638	10742537	594224	491088	417677889
04.1 General economic, commercial and labour affairs	4713326	2687723	1428010	2113235	0	0	10942294
301 Prime Minister and Council of Minister's Office	21313	8853	0	0	0	0	30166
330 Ministry of Commerce and Supply	728650	638985	59028	300	0	0	1426964
352 Ministry of Cooperative and poverty Alleviation	471579	329	0	0	0	0	471908
365 Ministry of Federal Affairs and Local Development	3038965	1934946	1072665	2090702	0	0	8137277
371 Ministry of Labour and Employment	452818	104611	296317	22233	0	0	875979
04.2 Agriculture, forestry, fishing and hunting	26765038	25873547	3334070	1206529	39746	32457	57251388
312 Ministry of Agriculture Development	19583641	1840520	497561	138984	0	0	22060705
329 Ministry of Forestry and Soil Conservation	3038659	3386532	2586086	345710	0	0	9356987
336 Ministry of Land Reforms and Management	2670016	686691	54685	36074	0	0	3447466
352 Ministry of Cooperative and poverty Alleviation	326530	49916	131493	0	0	0	507939
357 Ministry of Irrigation	1066909	17136205	64245	685762	39746	32457	19025325
365 Ministry of Federal Affairs and Local Development	79283	973683	0	0	0	0	1052966
501 MOF Policy Financing	0	180000	0	0	0	0	180000
04.3 Fuel and energy	3952045	17818481	222389	33217	10556	23721	22060409
307 Ministry of Industry	0	0	4148	219	10090	14829	29283

**Financial Comptroller General Office
Function/ Priority wise Expenditure (Fiscal Year :2072/73)**

('000)

Function	1 Priority		2 Priority		3 Priority		Total Expenditure
	Recurrent Exp	Capital/	Recurrent	Capital	Recurrent	Capital	
308 Ministry of Energy	172417	501140	218241	32998	466	8896	934158
331 Ministry of Environment, Science and Technology	3779628	26193	0	0	0	0	3805821
501 MOF Policy Financing	0	17291147	0	0	0	0	17291147
04.4 Mining, manufacturing and construction	70336	2318386	0	0	0	0	2388722
307 Ministry of Industry	60196	8457	0	0	0	0	68653
337 Ministry of Physical Planning, Works and Transport Management	10141	2309929	0	0	0	0	2320070
04.5 Transport	5890038	380003159	264410	7324219	3845	413592	51889263
337 Ministry of Physical Planning, Works and Transport Management	5446033	28761389	262697	5873303	0	132126	40475847
347 Ministry of Urban Development	250463	169503	238	14053	3845	281466	719569
365 Ministry of Federal Affairs and Local Development	193542	7363766	1475	1436863	0	0	8995647
501 MOF Policy Financing	0	1708500	0	0	0	0	1708500
04.6 Communication	2909361	582491	489223	53248	10331	873	4045529
331 Ministry of Environment, Science and Technology	73180	166585	140834	32970	10331	873	424774
358 Ministry of Information and Communications	2836181	145906	348389	20278	0	0	3350754
501 MOF Policy Financing	0	270000	0	0	0	0	270000
04.7 Other Industries	1701167	1340667	53536	12089	4051	0	3111510
307 Ministry of Industry	1223076	637266	35036	12089	0	0	1907467
312 Ministry of Agriculture Development	28864	5508	0	0	0	0	34372
325 Ministry of Culture, Tourism and Civil Aviation	437794	679855	18500	0	4051	0	1140200
329 Ministry of Forestry and Soil Conservation	11434	18037	0	0	0	0	29471
04.8 R&D Economic affairs	15209305	7657004	0	0	525694	841	23392843
301 Prime Minister and Council of Minister's Office	82687	91630	0	0	0	0	174317
307 Ministry of Industry	1356	1801	0	0	0	0	3157
308 Ministry of Energy	0	0	0	0	525694	841	526534
357 Ministry of Irrigation	19696	193468	0	0	0	0	213163
602 MOF Miscellaneous	15105556	7370105	0	0	0	0	22475671
04.9 Economic affairs n.e.c.	59554	150937	0	0	0	0	210491
305 Ministry of Finance	59554	6847	0	0	0	0	66401
501 MOF Policy Financing	0	144090	0	0	0	0	144090
ENVIRONMENTAL PROTECTION	2469024	75436	25581	75436	10207	491161	429421293

Financial Comptroller General Office
Function/ Priority wise Expenditure (Fiscal Year :2072/73)

(’000)

Function	1 Priority		2 Priority		3 Priority		Total Expenditure
	Recurrent Exp	Capital/	Recurrent	Capital	Recurrent	Capital	
05.1 Waste management	55993	5573829	0	0	0	0	5629822
347 Ministry of Urban Development	55993	123651	0	0	0	0	179644
501 MOF Policy Financing	0	5450178	0	0	0	0	5450178
05.2 Waste water management	99180	797333	1699	51539	0	0	949750
347 Ministry of Urban Development	89650	0	1699	51539	0	0	142888
357 Ministry of Irrigation	9530	797333	0	0	0	0	806862
05.5 R&D Environmental protection	19432	2006597	0	0	0	0	2026030
329 Ministry of Forestry and Soil Conservation	19432	6597	0	0	0	0	26030
501 MOF Policy Financing	0	2000000	0	0	0	0	2000000
05.6 Environmental protection n.e.c.	2294419	785303	23883	23897	10207	93	3137802
329 Ministry of Forestry and Soil Conservation	88867	297939	0	0	0	0	386806
331 Ministry of Environment, Science and Technology	1108668	112387	16239	20943	0	0	1258237
347 Ministry of Urban Development	1096884	374976	7644	2954	10207	93	1492759
HOUSING AND COMMUNITY AMENITIES	2815744	1319337	308981	1319337	0	941161	452229712
06.1 Housing development	1111822	3104220	144191	1000926	0	0	5361159
347 Ministry of Urban Development	1111822	2519150	144191	1000926	0	0	4776089
501 MOF Policy Financing	0	585070	0	0	0	0	585070
06.2 Community development	533623	510076	145848	11195	0	0	1200742
329 Ministry of Forestry and Soil Conservation	58112	92559	0	1984	0	0	150671
347 Ministry of Urban Development	475511	417517	143864	0	0	0	13179
365 Ministry of Federal Affairs and Local Development	1094054	13356194	18942	307215	0	450000	1036692
06.3 Water supply	852225	12538137	18942	42713	0	0	15226405
347 Ministry of Urban Development	241829	376262	0	0	0	0	13452017
365 Ministry of Federal Affairs and Local Development	0	441795	0	264502	0	450000	618091
501 MOF Policy Financing	76246	943868	0	0	0	0	1156297
06.5 Housing and community amenities n.e.c.	76246	943868	0	0	0	0	1020113
365 Ministry of Federal Affairs and Local Development	24470376	316899	5533530	316899	429648	941161	1020113
HEALTH	130720	167124	0	0	0	0	486238738
07.1 Medical products, appliances and equipment	130720	167124	0	0	0	0	297844
370 Ministry of Health and Population	130720	167124	0	0	0	0	297844

Financial Comptroller General Office
Function/ Priority wise Expenditure (Fiscal Year :2072/73)

('000)

Function	1 Priority		2 Priority		3 Priority		Total Expenditure
	Recurrent Exp	Capital/	Recurrent	Capital	Recurrent	Capital	
07.2 Out-patient services	4074548	206100	26875	230	0	0	4307754
330 Ministry of Commerce and Supply	154005	0	0	0	0	0	154005
370 Ministry of Health and Population	3920543	206100	26875	230	0	0	4153749
07.3 Hospital services	7028621	141137	4544866	173616	32645	0	11920886
314 Ministry of Home	149328	34838	265185	149235	0	0	598587
345 Ministry of Defence	0	0	537038	0	0	0	537038
370 Ministry of Health and Population	3207633	106299	3742643	24381	32645	0	7113601
601 MOF Staff Benefits and Retirement Benefits	3671690	0	0	0	0	0	3671690
07.4 Public health services	11550936	2733385	44367	0	0	0	14328688
365 Ministry of Federal Affairs and Local Development	87269	0	0	0	0	0	87269
370 Ministry of Health and Population	11463667	2733385	44367	0	0	0	14241419
07.5 R&D Health	1685552	10827	917421	143053	397003	0	3153855
370 Ministry of Health and Population	1685552	10827	917421	143053	397003	0	3153855
RECREATION, CULTURE AND RELIGION	2878718	55045	670224	55045	8900	941161	490207522
08.1 Recreational and sporting services	1861742	10389	0	0	0	0	1872132
343 Ministry of Youth and Sports	1861742	10389	0	0	0	0	1872132
08.2 Cultural services	881738	290505	582960	54385	8900	0	1818488
325 Ministry of Culture, Tourism and Civil Aviation	881738	290505	56841	1467	8900	0	1739451
365 Ministry of Federal Affairs and Local Development	0	0	26119	52918	0	0	79037
08.3 Broadcasting and publishing services	135238	55002	87264	660	0	0	278164
358 Ministry of Information and Communications	135238	55002	87264	660	0	0	278164
EDUCATION	76308621	19320	12136798	19320	10813	941161	560897010
09.1 Pre-primary and primary education	28049919	0	406251	1200	0	0	28457369
350 Ministry of Education	28049919	0	406251	1200	0	0	28457369
09.2 Secondary education	14375108	0	0	0	0	0	14375108
350 Ministry of Education	14375108	0	0	0	0	0	14375108
09.5 Education not definable by level	23969228	110001	3488404	0	0	0	27567634
350 Ministry of Education	23969228	110001	3488404	0	0	0	27567634
09.6 Subsidiary services to education	10113248	94336	8179937	18121	10813	0	18416455
350 Ministry of Education	10113248	94336	8179937	18121	10813	0	18416455

**Financial Comptroller General Office
Function/ Priority wise Expenditure (Fiscal Year :2072/73)**

('000)

Function	1 Priority		2 Priority		3 Priority		Total Expenditure
	Recurrent Exp	Capital/	Recurrent	Capital	Recurrent	Capital	
09.8 Education n.e.c.	1801119	9598	62206	0	0	0	1872923
350 Ministry of Education	1801119	9598	62206	0	0	0	1872923
SOCIAL PROTECTION							
10.4 Family and children	19520517	51616	207021	51616	177885	941161	601015584
365 Ministry of Federal Affairs and Local Development	1663581	2279	71767	0	0	0	1737626
370 Ministry of Health and Population	1466000	2279	0	0	0	0	1468278
10.7 Social exclusion n.e.c.	197581	0	71767	0	0	0	269348
301 Prime Minister and Council of Minister's Office	16398667	26691	22022	4977	0	0	16452357
365 Ministry of Federal Affairs and Local Development	29432	829	0	0	0	0	30261
10.8 R&D Social protection	16369235	25862	22022	4977	0	0	16422096
352 Ministry of Cooperative and poverty Alleviation	56804	1811	0	0	0	0	58615
371 Ministry of Labour and Employment	40683	1571	0	0	0	0	42254
10.9 Social protection n.e.c.	16121	240	0	0	0	0	16360
314 Ministry of Home	1401466	130754	113232	46639	177885	0	1868975
340 Ministry of Women, Children & Social Welfare	0	0	24674	37125	0	0	61800
	1401466	130754	88558	9514	177885	0	1808176
Total Expenditure	319227460	207616997	45350946	21160337	6718683	941161	601015584
Priority Total :	526844456.78792		66511283.24255		7659843.73478		

Financial Comptroller General Office
Function wise Strategic Actual Expenditure, Fiscal Year 2015/016 (2072/73)

(Rs in Thousand)

Function	01-Employment Centric, Poverty Alleviation Oriented, Sustainable & Board-based		02-Federal Structure Supportive Physical Infrastructure		03-Inclusive and Equitable Development		04-Economic Social Transformation		05-Good Governance and Effective Service Delivery		06-Mainstreaming for Industry, Trade and Service Sector		07-General Administration		Total
	Recurrent	Capital & Financing	Recurrent	Capital & Financing	Recurrent	Capital & Financing	Recurrent	Capital & Financing	Recurrent	Capital & Financing	Recurrent	Capital & Financing	Recurrent	Capital & Financing	
01 GENERAL PUBLIC SERVICES	44,99,23	9,47	19,10,10,04	63,91,07	23,85,24	46,40,88	9,11,82,7	6,75,14,53	4,62,20,10	5,69	0	68,79,02,97	70,47,36,45	17,26,81,29,23,97	
01. Executive and legislative organs, finan	26,82,27	0	4,38,00	61,30,89	0	0	29,75,92	1,11,33,40	5,35,52	5,69	0	50,45,51,42	19,72,29,15	7,25,72,52,63,76	
1															
101 President	0	0	0	0	0	0	0	0	0	0	0	9,66,39	23,09,57	3,17,59,8,01	
102 Deputy President	0	0	0	0	0	0	0	0	0	0	0	2,88,80	2,86,04	57,38,60,49	
202 Constituent Assembly / Legislature - P	0	0	0	0	0	0	0	0	0	0	0	1,19,79,65	2,38,45	12,23,21,00,17	
206 Commission for Investigation of Abuse	0	0	0	0	0	0	4,62,89	20,73,20	0	0	0	46,93,85	0	7,16,49,41,00	
208 Office of the Auditor General	0	0	0	0	0	0	10,61,77	48,88	0	0	0	26,57,54	0	3,76,31,24,58	
301 Prime Minister and Council of Minister	0	0	0	0	0	0	0	0	0	0	0	9,85,93,26	6,04,62	96,19,78,78,89	
305 Ministry of Finance	26,82,27	0	0	0	0	0	9,71,46	8,18,37	5,35,52	5,69	0	2,77,73,95	73,51,21	40,13,84,67,10	
326 Ministry of Foreign Affairs	0	0	0	0	0	0	0	0	0	0	0	2,56,88,34	73,07,86	32,93,61,58,39	
347 Ministry of Urban Development	0	0	0	0	0	0	0	0	0	0	0	4,44,86	1,28,87	57,37,26,13	
352 Ministry of Cooperative and poverty Al	0	0	0	0	0	0	0	0	0	0	0	3,82,73	53,72	43,64,49,72	
356 Ministry of General Administration	0	0	0	0	0	0	0	0	0	0	0	5,99,46	0	55,94,56,92	
365 Ministry of Federal Affairs and Local	0	0	0	0	0	0	4,79,80	0	0	0	0	19,03,21	81,08	2,46,60,51,51	
501 MOF Policy Financing	0	0	0	61,30,89	0	0	0	0	0	0	0	0	0	6,13,08,52,00	
503 MOF External Debt Service (Multilatera	0	0	0	0	0	0	0	0	0	0	0	2,81,17,27	14,74,57,87	1,75,57,14,22,25	
504 MOF External Debt Service (Bilateral)	0	0	0	0	0	0	0	0	0	0	0	48,93,52	3,04,91,40	36,48,29,26,12	
601 MOF Staff Benefits and Retirement Bene	0	0	0	0	0	0	0	0	0	0	0	23,95,02,93	0	2,39,50,39,28,84	
602 MOF Miscellaneous	0	0	4,38,00	0	0	0	0	81,98,00	0	0	0	5,61,38,66	9,40,47	66,71,51,51,64	
01. Foreign economic aid	0	0	12,17	35,87	0	0	0	0	0	0	0	0	0	4,80,40,92	
2															
357 Ministry of Irrigation	0	0	12,17	35,87	0	0	0	0	0	0	0	0	0	4,80,40,92	
01. General services	18,16,96	9,47	16,93,04	2,24,31	7,84,09	0	51,60,12	41,69,27	0	0	0	12,47,41,69	35,32,89	1,42,13,18,35,73	
3															
210 Public Service Commission	0	0	0	0	0	0	1,12,80	5,78,48	0	0	0	45,85,63	0	5,27,69,11,33	

Financial Comptroller General Office

Function wise Strategic Actual Expenditure, Fiscal Year 2015/016 (2072/73)

Function	02-Federal Structure Supportive Physical Infrastructure		03-Inclusive and Equitable Development		04-Economic Social Transformation		05-Good Governance and Effective Service Delivery		06-Mainstreaming for Industry, Trade and Service Sector		07-General Administration		Total
	Recurrent	Capital & Financing	Recurrent	Capital & Financing	Recurrent	Capital & Financing	Recurrent	Capital & Financing	Recurrent	Capital & Financing	Recurrent	Capital & Financing	
	305 Ministry of Finance	0	0	0	0	3,06.97	31,41.83	0	0	0	0	0	
314 Ministry of Home	0	0	0	0	0	0	0	0	0	0	10,29,96.48	21,83.39	1,05,17,98,74.69
325 Ministry of Culture, Tourism and Civil	0	0	1,89.76	1,99.95	0	0	0	0	0	0	0	0	1,88,97,05.28
326 Ministry of Foreign Affairs	0	0	0	0	0	0	0	0	0	0	84,46.89	95.83	8,50,07,27.32
329 Ministry of Forestry and Soil Conserva	0	18	4.35	0	0	0	0	0	0	0	0	0	45,30.05
347 Ministry of Urban Development	0	0	0	0	41,97.21	3,96.97	0	0	0	0	0	0	4,58,61,81.87
356 Ministry of General Administration	0	0	2,84.09	0	0	0	0	0	0	0	61,10.00	3,00.40	7,13,44,82.33
365 Ministry of Federal Affairs and Local	0	0	2,03.11	20,01	0	0	0	0	0	0	0	0	24,311,16.28
391 National Planning Commission Secretara	18,16,96	947	0	0	5,43.14	46.99	0	0	0	0	33,02.68	3,86.26	6,01,15,08.86
01. R&D General public services	0	0	0	0	1,00.75	3.80	0	0	0	0	0	0	10,45,45.29
5													
305 Ministry of Finance	0	0	0	0	1,00.75	3.80	0	0	0	0	0	0	10,45,45.29
01. General public services n.e.c.	0	0	5,86.35	8,81.48	53,04.40	4,59,84.58	0	0	0	0	49,88.25	5,80.84	58,34,60,00.72
6													
212 Election Commission	0	0	0	0	1,31.48	2,63.11	0	0	0	0	39,35.71	0	4,32,03,00.84
214 National Human Rights Commission	0	0	0	0	0	0	0	0	0	0	8,44.18	26.63	87,08,02.62
314 Ministry of Home	0	0	0	0	0	0	0	0	0	0	1,29.72	46.38	17,60,96.16
337 Ministry of Physical Planning, Works a	0	0	0	0	0	0	0	0	0	0	88.66	5,07.93	59,65,89.83
349 Ministry of Peace & Reconstruction	0	0	0	0	0	0	0	0	0	0	0	0	4,84,70,91.89
365 Ministry of Federal Affairs and Local	0	0	0	0	7,50.00	1,54.19	4,59,94.58	0	0	0	0	0	46,52,87,69.39
501 MOF Policy Financing	0	0	0	0	5,86.35	0	0	0	0	0	0	0	58,63,50.00
01. Public debt transactions	0	0	0	0	0	4,69,03.66	0	0	0	0	5,38,21.61	50,33,49.47	6,03,47,47,34.33
7													
501 MOF Policy Financing	0	0	0	0	0	4,69,03.66	0	0	0	0	0	0	46,30,36,57.08
502 MOF Domestic Debt Service	0	0	0	0	0	0	0	0	0	0	5,38,21.61	50,33,49.47	5,56,97,10,77.25
01. Transfers of a general character betwe	0	0	18,88,66.83	0	17,81.15	39,94.53	0	0	0	0	0	0	1,99,60,25,02.22

Financial Comptroller General Office
Function wise Strategic Actual Expenditure, Fiscal Year 2015/016 (2072/73)

Function	Capital & Financing		02-Federal Structure Supplemental Infrastructure		03-Inclusive and Development		04-Economic Social Transformation		05- Good Governance and Service Delivery		06-Mentorship for Institution and Service Sector		07-General Administration		Total	
	Recurrent	Capital & Financing	Recurrent	Capital & Financing	Recurrent	Capital & Financing	Recurrent	Capital & Financing	Recurrent	Capital & Financing	Recurrent	Capital & Financing	Recurrent	Capital & Financing		
																Recurrent
8																
365 Ministry of Federal Affairs and Local	0	18,88,66,833	0	17,81,15	39,54,53	0	0	0	0	0	0	0	0	0	0	1,99,40,25,02,22
02 DEFENCE	0	5,92	1,76,66,669	0	0	0	0	0	0	0	0	0	0	25,15,30,24	4,15,82,48	3,50,59,43,35,85
02. Military defence	0	0	0	0	0	0	0	0	0	0	0	0	0	29,15,35,61	4,08,91,26	3,32,42,68,73,29
1																
307 Ministry of Industry	0	0	0	0	0	0	0	0	0	0	0	0	14,92,96	17,10,07	3,20,30,30,00	
345 Ministry of Defence	0	0	0	0	0	0	0	0	0	0	0	0	28,00,42,65	3,91,81,19	3,29,42,38,43,29	
02. Civil defence	0	0	1,75,00,000	0	0	0	0	0	0	0	0	0	1,03,63	7,91,21	18,33,48,69,14	
2																
314 Ministry of Home	0	0	0	0	0	0	0	0	0	0	0	0	1,03,63	7,91,21	89,48,69,14	
501 MOF Policy Financing	0	0	1,75,00,000	0	0	0	0	0	0	0	0	0	0	0	17,50,00,00,00	
02. Defence n.e.c.	0	0	5,92	1,66,669	0	0	0	0	0	0	0	0	0	0	17,25,13,42	
5																
347 Ministry of Urban Development	0	5,92	1,66,669	0	0	0	0	0	0	0	0	0	0	0	17,25,13,42	
03 PUBLIC ORDER AND SAFETY	0	13,51,77	1,28,20,98	0	79,67,94	1,07,91,80	0	0	0	0	0	0	28,40,03,96	2,15,10,68	3,47,34,71,4,22	
03. Police services	0	0	0	0	0	1,72,40	1,62,89	0	0	0	0	0	20,18,88,33	1,36,01,02	2,45,52,46,75,79	
1																
314 Ministry of Home	0	0	0	0	0	0	1,62,89	0	0	0	0	0	20,18,88,33	1,36,01,02	2,45,52,46,75,79	
03. Fire-protection services	0	0	0	0	0	0	0	0	0	0	0	0	65,66	2,00	6,76,62,94	
2																
314 Ministry of Home	0	0	0	0	0	0	0	0	0	0	0	0	65,66	2,00	6,76,62,94	
03. Law courts	0	0	0	0	0	49,33,65	84,56,98	0	0	0	0	0	2,80,33,80	12,78,62	42,70,30,56,09	
3																
204 Courts	0	0	0	0	0	48,71,51	64,82,96	0	0	0	0	0	2,18,07,24	11,42,86	34,40,41,66,76	
216 Office of the Attorney General	0	0	0	0	0	62,14	19,74,43	0	0	0	0	0	48,35,11	6,00	6,68,86,73,05	
218 Council of Justice	0	0	0	0	0	0	0	0	0	0	0	0	4,21,12	90,24	47,13,64,44	

Financial Comptroller General Office Function wise Strategic Actual Expenditure, Fiscal Year 2015/016 (2072/73)

Function	02-Federal Structure Supportive Physical Infrastructure		03-Inclusive and Equitable Development		04-Economic Social Transformation		05-Good Governance and Effective Service Delivery		06-Mainstreaming for Industry, Trade and Service Sector		07-General Administration		Total	
	Recurrent	Capital & Financing	Recurrent	Capital & Financing	Recurrent	Capital & Financing	Recurrent	Capital & Financing	Recurrent	Capital & Financing	Recurrent	Capital & Financing		
														Capital & Financing
311 Ministry of Law, Justice, Constituent A	0	0	0	0	0	0	0	0	0	0	0	8,82,86	77,03	1,05,98,96,34
371 Ministry of Labour and Employment	0	0	0	0	0	0	0	0	0	0	0	96,46	2,49	9,89,55,44
03. Prisons	0	0	0	0	0	0	0	0	0	0	0	1,00,28,87	11,50,16	11,17,99,30,29
4														
314 Ministry of Home	0	0	0	0	0	0	0	0	0	0	0	1,00,28,87	11,50,16	11,17,99,30,29
03. Public order and safety n.e.c.	0	0	0	0	28,61,99	21,71,89	0	0	0	0	0	2,42,87,30	49,78,88	48,07,27,09,17
6														
301 Prime Minister and Council of Minister	0	0	0	0	65,69	21,51,98	0	0	0	0	0	14,60,94	5,20,24	4,13,85,54,22
314 Ministry of Home	0	0	0	0	0	0	0	0	0	0	0	2,14,54,43	42,27,43	25,83,116,63,18
349 Ministry of Peace & Reconstruction	0	0	0	0	27,96,20	19,92	0	0	0	0	0	13,71,93	2,31,20	18,39,19,91,77
04 ECONOMIC AFFAIRS	35,10,32,26	17,18,07,29	9,19,98,38	8,52,53,41	36,61,50	72,74,29	1,04,06,70	1,99,12,52	2,28,40,06	5,46,47,56	72,22,77	16,47,17,72	2,11,40,38	17,53,02,44,97,34
04. General economic, commercial and labour	2,17,99,82	2,26,14,86	2,97,02,12	1,55,92,01	0	1,61,73	3,00	8,28,54	37,68,68	0	0	89,21,15	60,31,03	1,09,42,29,39,39
1														
301 Prime Minister and Council of Minister	0	0	0	0	0	0	0	0	0	0	0	2,13,13	88,53	30,145,66,90
330 Ministry of Commerce and Supply	14,01,09	125,672	0	0	1,61,73	3,00	0	0	0	0	0	63,13,96	51,33,13	14,26,96,35,71
352 Ministry of Cooperative and poverty Al	47,15,79	329	0	0	0	0	0	0	0	0	0	0	0	4,71,69,84,92
365 Ministry of Federal Affairs and Local	1,07,26,65	2,093,702	2,97,02,12	1,55,92,01	0	0	0	6,87,52	37,57,45	0	0	0	0	81,37,27,74,15
371 Ministry of Labour and Employment	49,56,29	44,783	0	0	0	0	1,41,01	11,23	0	0	23,94,05	8,09,38	8,79,97,87,71	
04. Agriculture, forestry, fishing and hunt	17,57,34,03	4,68,18,81	49,95,98	18,52,62,02	36,61,50	7,14,99	47,57,46	1,18,55,11	1,67,23,66	1,20,09,50	69,58,65	8,33,74,97	56,67,54	5,72,51,39,79,95
2														
312 Ministry of Agriculture Development	16,63,69,98	910,521	1,32,17	0	36,61,50	7,14,99	0	60,33,55	34,65,34	1,49,79,10	54,87,30	96,45,72	10,22,20	2,20,02,70,54,84
329 Ministry of Forestry and Soil Conserva	52,31,80	1,921,045	0	0	0	0	4,37,39	26,61,14	1,23,63,55	20,30,40	14,71,35	4,60,86,73	33,62,87	93,56,98,74,63
336 Ministry of Land Reforms and	24,90,83	400	0	0	36,36,09	62,49,66	31,70,42	77	0	0	0	1,77,49,67	9,53,22	34,47,46,57,39
352 Ministry of Cooperative and poverty Al	16,41,42	49,916	0	0	0	0	0	0	0	0	0	29,38,81	0	5,07,93,90,45
357 Ministry of Irrigation	0	0	40,70,98	17,52,24,20	0	0	6,83,88	26,90,80	0	0	0	69,54,05	3,29,25	1,80,33,32,45,97
365 Ministry of Federal Affairs and Local	0	0	792,83	972,683	0	0	0	0	0	0	0	0	0	10,52,96,56,67

**Financial Comptroller General Office
Function wise Strategic Actual Expenditure, Fiscal Year 2015/016 (2072/73)**

Function	02-Federal Structure Supportive Physical Infrastructure		03-Inclusive and Equitable Development		04-Economic Social Transformation		05-Good Governance and Effective Service Delivery		06-Mainstreaming for Industry, Trade and Service Sector		07-General Administration		Total	
	Recurrent	Capital & Financing	Recurrent	Capital & Financing	Recurrent	Capital & Financing	Recurrent	Capital & Financing	Recurrent	Capital & Financing	Recurrent	Capital & Financing		
501 MOF Policy Financing	0	1,800,000	0	0	0	0	0	0	0	0	0	0	18,00,00,00,00	
04. Fuel and energy	5,42,63	2,29,75,56	23,68,45	14,98,76,08	0	51,18,40	1,79,91	1,86,38	0	0	3,78,37,76	2,64,12	3,31,65	2,20,60,40,88,89
307 Ministry of Industry	1,00,90	14,825	0	0	0	0	0	0	0	41,48	2,19	0	0	24,28,25,52
308 Ministry of Energy	4,41,73	282,731	23,68,45	20,95,00	0	0	1,79,91	1,86,38	0	0	0	9,21,15	3,31,65	9,34,15,76,85
331. Ministry of Environment, Science and T	0	0	0	0	0	0	0	0	0	0	0	0	0	30,05,83,11,65
501 MOF Policy Financing	0	2,000,000	0	14,77,93,07	0	51,18,40	0	0	0	0	0	0	0	1,72,91,14,74,88
04. Mining, manufacturing and construction	0	0	1,01,41	2,30,99,23	0	0	0	0	0	0	0	6,01,96	84,57	23,88,72,23,71
307 Ministry of Industry	0	0	0	0	0	0	0	0	0	0	0	6,01,96	84,57	68,65,27,27
337 Ministry of Physical Planning, Works a	0	0	1,01,41	2,30,99,23	0	0	0	0	0	0	0	0	0	23,30,06,96,44
04. Transport	56,94	46,61,01	4,79,22,74	44,48,30,70	0	0	50,66	17,13,54	6,32,15	7,85,79	0	1,29,00,44	56,18,66	5,18,59,26,33,92
337 Ministry of Physical Planning, Works a	0	0	4,63,43,04	34,13,80,31	0	0	50,66	17,13,54	6,32,15	7,85,79	0	1,00,41,44	37,88,54	4,00,75,54,69,63
347 Ministry of Urban Development	0	0	40,83	29,55,20	0	0	0	0	0	0	0	25,04,63	16,95,03	7,15,95,90,19
365 Ministry of Federal Affairs and Local	56,94	446,101	13,38,87	8,34,10,19	0	0	0	0	0	0	0	3,54,37	1,25,10	89,55,60,74,10
501 MOF Policy Financing	0	0	0	1,70,85,00	0	0	0	0	0	0	0	0	0	17,08,50,00,00
04. Communication	0	0	38,62,24	46,47,67	0	0	0	0	0	0	0	3,02,19,92	17,18,46	40,45,52,85,42
331 Ministry of Environment, Science and T	0	0	17,46,40	17,61,69	0	0	0	0	0	0	0	4,95,06	2,42,60	4,34,77,41,91
358 Ministry of Information and Communicat	0	0	11,20,84	1,85,99	0	0	0	0	0	0	0	2,97,24,86	14,75,86	33,20,75,63,51
501 MOF Policy Financing	0	0	0	27,00,00	0	0	0	0	0	0	0	0	0	2,70,00,00,00
04. Other industries	10,01,85	3,29,69	28,11,93	99,93,95	0	0	0	0	65,76,72	15,55,92	0	71,97,04	16,13,99	31,11,53,00,28
307 Ministry of Industry	3,73,36	12,424	1,30,38	37,69,52	0	0	0	65,76,72	15,55,92	0	0	54,91,65	10,43,87	19,07,46,66,67
312 Ministry of Agriculture Development	2,88,64	5,508	0	0	0	0	0	0	0	0	0	0	0	34,37,18,57

Financial Comptroller General Office
Function wise Strategic Actual Expenditure, Fiscal Year 2015/016 (2072/73)

Function	02-Federal Structure Supportive Physical Infrastructure		03-Inclusive and Equitable Development		04-Economic Social Transformation		05-Good Governance and Effective Service Delivery		06-Mainstreaming for Industry, Trade and Service Sector		07-General Administration		Total	
	Recurrent	Capital & Financing	Recurrent	Capital & Financing	Recurrent	Capital & Financing	Recurrent	Capital & Financing	Recurrent	Capital & Financing	Recurrent	Capital & Financing		
325 Ministry of Culture, Tourism and Civil	2,25,51	0	26,73,55	63,22,44	0	0	0	0	0	0	0	17,05,39	5,76,12	11,40,20,03,87
329 Ministry of Forestry and Soil Conserva	1,14,34	18,037	0	0	0	0	0	0	0	0	0	0	0	29,47,11,16
04. R&D Economic affairs	15,18,82,53	7,46,17,35	2,10,52	18,52,69	0	0	52,56,94	8,41	0	0	0	0	0	2,33,92,84,33,19
301 Prime Minister and Council of Minister	8,26,87	91,680	0	0	0	0	0	0	0	0	0	0	0	1,74,31,09,96
307 Ministry of Industry	0	0	13,56	18,01	0	0	0	0	0	0	0	0	0	3,15,72,98
308 Ministry of Energy	0	0	0	0	0	0	52,56,94	8,41	0	0	0	0	0	5,26,53,44,99
357 Ministry of Irrigation	0	0	1,96,96	18,34,68	0	0	0	0	0	0	0	0	0	2,13,16,34,98
602 MOF Miscellaneous	15,10,55,66	7,370,105	0	0	0	0	0	0	0	0	0	0	0	2,24,75,67,10,37
04. Economic affairs n.e.c.	14,46	0	0	0	0	14,40,90	0	0	0	0	0	5,81,08	68,47	2,10,49,12,61
305 Ministry of Finance	14,46	0	0	0	0	0	0	0	0	0	0	5,81,08	68,47	66,40,12,61
501 MOF Policy Financing	0	0	0	0	0	14,40,90	0	0	0	0	0	0	0	1,44,09,00,00
05 ENVIRONMENTAL PROTECTION	66,90	28,11,94	4,58,45	1,01,04,64	1,32,49,87	7,54,67,65	1,79,09	1,35,78	0	0	1,06,90,82	34,41,61	13,03,00	1,17,43,40,38,68
05. Waste management	0	25,00,00	0	0	5,59,93	5,32,38,29	0	0	0	0	0	0	0	56,29,82,2,89
347 Ministry of Urban Development	0	0	0	0	5,59,93	12,36,51	0	0	0	0	0	0	0	1,79,64,42,89
501 MOF Policy Financing	0	250,000	0	0	0	5,20,01,78	0	0	0	0	0	0	0	54,50,17,80,00
05. Waste water management	0	0	95,30	79,73,33	9,13,49	5,15,39	0	0	0	0	0	0	0	9,49,75,01,08
347 Ministry of Urban Development	0	0	0	0	9,13,49	5,15,39	0	0	0	0	0	0	0	1,42,88,76,40
357 Ministry of Irrigation	0	0	95,30	79,73,33	0	0	0	0	0	0	0	0	0	8,06,86,24,67
05. R&D Environmental protection	0	0	1,94,32	65,97	0	2,00,00,00	0	0	0	0	0	0	0	20,26,02,97,73
329 Ministry of Forestry and Soil Conserva	0	0	1,94,32	65,97	0	0	0	0	0	0	0	0	0	26,02,97,73
501 MOF Policy Financing	0	0	0	0	0	2,00,00,00	0	0	0	0	0	0	0	20,00,00,00,00

Financial Comptroller General Office
Function wise Strategic Actual Expenditure, Fiscal Year 2015/016 (2072/73)

Function	02-Federal Structure Supportive Physical Infrastructure		03-Inclusive and Equitable Development		04-Economic Social Transformation		05-Good Governance and Effective Service Delivery		06-NonStreaming for Industry, Trade and Service Sector		07-General Administration		Total		
	Recurrent	Capital & Financing	Recurrent	Capital & Financing	Recurrent	Capital & Financing	Recurrent	Capital & Financing	Recurrent	Capital & Financing	Recurrent	Capital & Financing			
05. Environmental protection n.e.c. 6	66,90	3,11,94	1,68,83	20,65,34	1,08,76,45	17,13,97	1,79,69	1,35,78	0	0	1,06,90,82	34,41,61	13,03,00	4,24,30	31,37,80,16,98
329 Ministry of Forestry and Soil Conserva	66,90	31,194	0	0	0	0	0	0	0	8,21,76	26,67,45	0	0	0	3,86,80,56,75
331 Ministry of Environment, Science and T	0	0	0	0	0	77,91	1,34,84	0	0	9,69,06	7,74,16	13,03,00	4,24,30	0	12,82,37,68,05
347 Ministry of Urban Development	0	0	1,68,83	20,65,34	1,08,76,45	17,13,97	1,02,07	93	0	0	0	0	0	0	14,92,75,92,18
06 HOUSING AND COMMUNITY AMENITIES	25,36,23	41,38,75	36,61,72	3,37,52,45	1,95,16,35	14,15,86,73	1,81,38	66,58	30,08	10,32,60	41,07,83	3,62,86	12,15,65	1,58,96,97	2,28,68,41,88,64
06. Housing development 1	0	0	16,78,98	2,83,71,50	1,08,61,61	37,75,96	0	0	0	0	0	0	8,19,53	1,54,04,00	53,61,19,85,38
347 Ministry of Urban Development	0	0	16,78,98	1,57,71,50	1,08,61,61	2,25,26	0	0	0	0	0	0	8,19,53	1,54,04,00	47,76,08,85,38
501 MOF Policy Financing	0	0	0	23,00,00	0	35,50,70	0	0	0	0	0	0	0	0	5,85,07,00,00
06. Community development 2	14,86,24	26,63,08	11,80,99	17,14,72	0	0	0	0	30,08	10,32,60	40,97,80	2,32	0	0	12,00,74,20,88
329 Ministry of Forestry and Soil Conserva	0	0	5,81,12	9,25,59	0	0	0	0	0	0	0	0	0	0	1,50,67,09,61
347 Ministry of Urban Development	0	0	0	0	0	0	0	18,84	1,11,56	0	0	0	0	0	13,17,92,49
365 Ministry of Federal Affairs and Local	14,86,24	246,308	5,99,47	7,89,13	0	0	0	10,24	9,20,66	40,97,80	2,32	0	0	0	30,36,80,18,77
06. Water supply 3	10,49,99	16,75,67	39,69	7,27,55	94,54,74	13,784,077	1,81,38	66,58	0	0	8,03	3,60,55	3,96,12	4,92,96	1,52,26,40,48,63
347 Ministry of Urban Development	0	0	39,69	7,27,55	80,86,44	12,41,60,86	1,81,38	66,58	0	0	8,03	3,60,55	3,96,12	4,92,96	1,34,52,01,70,19
365 Ministry of Federal Affairs and Local	10,49,99	167,567	0	0	13,68,30	20,86,95	0	0	0	0	0	0	0	0	6,18,09,08,44
501 MOF Policy Financing	0	0	0	0	0	1,15,62,97	0	0	0	0	0	0	0	0	11,56,39,70,00
06. Housing and community amenities n.e.c. 6	0	0	7,62,46	94,38,68	0	0	0	0	0	0	0	0	0	0	10,20,11,33,75
365 Ministry of Federal Affairs and Local	0	0	7,62,46	94,38,68	0	0	0	0	0	0	0	0	0	0	10,20,11,33,75
07 HEALTH	0	0	0	0	16,34,72,16	3,33,90,63	0	0	57,00,12	0	0	0	13,51,03,26	23,64,10	3,40,09,03,10
07. Medical products, appliances and equip 1	0	0	0	0	0	3,82,25	13,27,94	0	0	0	0	0	5,34,95	3,43,34	2,97,84,07,26

Financial Comptroller General Office
Function wise Strategic Actual Expenditure, Fiscal Year 2015/016 (2072/73)

Function	02-Federal Structure Supporter/physical Infrastructure		03-Inclusive and Equitable Development		04-Economic Social Transformation		05- Good Governance and Effective Service Delivery		06-Mainstreaming for Industry, Trade and Service Sector		07-General Administration		Total
	Recurrent	Capital & Financing	Recurrent	Capital & Financing	Recurrent	Capital & Financing	Recurrent	Capital & Financing	Recurrent	Capital & Financing	Recurrent	Capital & Financing	
370 Ministry of Health and Population	0	0	7,8225	13,2732	0	0	0	0	0	0	5,2495	3,4332	2,97,843,726
07. Out-patient services	0	0	0	4,10,1423	20,63.31	0	0	0	0	0	0	0	48,07,75,3833
2													
330 Ministry of Commerce and Supply	0	0	0	15,4005	0	0	0	0	0	0	0	0	1,54,00,5000
370 Ministry of Health and Population	0	0	3,94,7418	20,63.31	0	0	0	0	0	0	0	0	41,53,74,8833
07. Hospital services	0	0	4,86,3689	11,26.76	0	0	0	0	0	0	6,74,2443	20,20.78	1,19,20,88,5595
3													
314 Ministry of Home	0	0	0	0	0	0	0	0	0	0	41,45.13	18,40.73	5,98,59,6604
345 Ministry of Defence	0	0	0	0	0	0	0	0	0	0	53,70.38	0	5,37,03,82,21
370 Ministry of Health and Population	0	0	4,86,3689	11,26.76	0	0	0	0	0	0	2,11,92.32	1,80.04	71,13,60,09,31
601 MOF Staff Benefits and Retirement Bene	0	0	0	0	0	0	0	0	0	0	3,67,16.60	0	36,71,65,98,39
07. Public health services	0	0	4,87,99.16	2,73,33.85	0	0	0	0	0	0	6,74,53.87	0	1,43,28,68,79,82
4													
365 Ministry of Federal Affairs and Local	0	0	8,72.69	0	0	0	0	0	0	0	0	0	87,26,85.54
370 Ministry of Health and Population	0	0	4,79,26.47	2,73,33.85	0	0	0	0	0	0	6,71,53.87	0	1,42,41,41,94,29
07. R&D Health	0	0	2,43,39.64	15,38.79	0	0	57,60.12	0	0	0	0	0	31,53,85,51,75
5													
370 Ministry of Health and Population	0	0	2,43,39.64	15,38.79	0	0	57,60.12	0	0	0	0	0	31,53,85,51,75
08 RECREATION,CULTURE AND REGION	0	0	5,42.55	1,21,16.97	17,62.00	0	36,04.29	5,29.18	0	0	2,00,26.24	12,75.69	39,68,79,40,49
08. Recreational and sporting services	0	0	0	0	0	0	31,43.10	0	0	0	1,54,74.32	1,03.89	18,72,13,15,64
1													
343 Ministry of Youth and Sports	0	0	0	0	0	0	31,43.10	0	0	0	1,54,74.32	1,03.89	18,72,13,15,64
08. Cultural services	0	0	1,21,16.97	17,62.00	0	0	2,61.19	5,29.18	0	0	23,57.82	11,57.72	18,18,48,80,35
2													
325 Ministry of Culture, Tourism and Civil	0	0	1,21,16.97	17,62.00	0	0	0	0	0	0	23,57.82	11,57.72	17,38,45,10,63
365 Ministry of Federal Affairs and Local	0	0	0	0	0	0	2,61.19	5,29.18	0	0	0	0	79,03,69,72

Financial Comptroller General Office
Function wise Strategic Actual Expenditure, Fiscal Year 2015/016 (2072/73)

Function	02-Federal Structure Supporter/physical Infrastructure		03-Inclusive and Equitable Development		04-Economic Social Transformation		05- Good Governance and Effective Service Delivery		06-Mainstreaming for Industry, Trade and Service Sector		07-General Administration		Total
	Recurrent	Capital & Financing	Recurrent	Capital & Financing	Recurrent	Capital & Financing	Recurrent	Capital & Financing	Recurrent	Capital & Financing	Recurrent	Capital & Financing	
08. Broadcasting and publishing services 3	0	0	30,91	5,43,55	0	0	0	0	0	0	21,94,11	14,08	2,78,16,44,50
358 Ministry of Information and Communicat 09 EDUCATION	0	0	30,91	5,43,55	0	0	0	0	0	0	21,94,11	14,08	2,78,16,44,50
09. Pre-primary and primary education 1	60,26,03	1,54	0	29,68,93,08	12,06,45	0	0	0	0	0	60,16,77,21	11,24,57	9,06,88,48,80,12
350 Ministry of Education 09. Secondary education 2	0	0	0	48,62,51	32,00	0	0	0	0	0	28,04,98,19	0	2,81,57,36,88,88
350 Ministry of Education 09. Education not definable by level 5	0	0	0	48,62,51	32,00	0	0	0	0	0	28,04,98,19	0	2,81,57,36,88,88
350 Ministry of Education 09. Subsidiary services to education 6	0	0	0	0	0	0	0	0	0	0	14,37,51,08	0	1,40,75,10,83,93
350 Ministry of Education 09. Education n.e.c. 8	60,26,03	1,54	0	26,85,50,29	10,98,47	0	0	0	0	0	0	0	2,76,67,63,35,36
350 Ministry of Education 09. Education n.e.c. 8	60,26,03	1,54	0	26,85,50,29	10,98,47	0	0	0	0	0	0	0	2,76,67,63,35,36
350 Ministry of Education 09. Education n.e.c. 8	0	0	0	56,13,04	0	0	0	0	0	0	17,74,26,94	11,24,57	1,81,16,45,46,22
350 Ministry of Education 09. Education n.e.c. 8	0	0	0	56,13,04	0	0	0	0	0	0	17,74,26,94	11,24,57	1,81,16,45,46,22
350 Ministry of Education 09. Education n.e.c. 8	0	0	0	1,86,33,24	95,98	0	0	0	0	0	0	0	18,72,92,25,72
350 Ministry of Education 10 SOCIAL PROTECTION 10. Family and children 4	0	0	0	1,86,33,24	95,98	0	0	0	0	0	0	0	18,72,92,25,72
350 Ministry of Education 10 SOCIAL PROTECTION 10. Family and children 4	0	0	4,08,88	15,71	1,46,60,00	22,79	0	1,81,53,83	20,08,87	0	16,58,33,58	84,14	2,01,18,57,36,23
350 Ministry of Education 10 SOCIAL PROTECTION 10. Family and children 4	0	0	0	1,46,60,00	22,79	0	0	0	0	0	26,93,48	0	17,37,62,62,65
365 Ministry of Federal Affairs and Local 370 Ministry of Health and Population 10. Social exclusion n.e.c. 7	0	0	0	1,46,60,00	22,79	0	0	0	0	0	0	0	16,68,27,82,36
365 Ministry of Federal Affairs and Local 370 Ministry of Health and Population 10. Social exclusion n.e.c. 7	0	0	0	0	0	0	0	0	0	0	26,93,48	0	2,69,34,80,29
365 Ministry of Federal Affairs and Local 370 Ministry of Health and Population 10. Social exclusion n.e.c. 7	0	0	0	0	0	0	0	23,10,17	3,06,18	0	16,10,56,73	10,49	1,46,52,37,72,53

Financial Comptroller General Office
Function wise Strategic Actual Expenditure, Fiscal Year 2015/016 (2072/73)

Function	02-Federal Structure Supportive Physical Infrastructure		03-Inclusive and Equitable Development		04-Economic Social Transformation		05-Good Governance and Effective Service Delivery		06-Mainstreaming for Industry, Trade and Service Sector		07-General Administration		Total		
	Recurrent	Capital & Financing	Recurrent	Capital & Financing	Recurrent	Capital & Financing	Recurrent	Capital & Financing	Recurrent	Capital & Financing	Recurrent	Capital & Financing			
301 Prime Minister and Council of Minister	0	0	0	0	0	0	2,44.32	0	0	0	0	0	0	30,20,12,17	
365 Ministry of Federal Affairs and Local	0	0	0	0	0	0	20,55.85	2,97.89	0	0	16,18,56.73	10.49	0	1,64,22,09,60,36	
10. R&D Social protection	0	0	4,06.88	15.71	0	0	1,61,21	2,40	0	0	0	0	0	5,81,46,16	
352 Ministry of Cooperative and poverty Al	0	0	4,06.88	15.71	0	0	0	0	0	0	0	0	0	4,25,41,34	
371 Ministry of Labour and Employment	0	0	0	0	0	0	1,61,21	2,40	0	0	0	0	0	16,30,64,82	
10. Social protection n.e.c.	0	0	0	0	0	0	1,56,42,45	17,00,29	0	0	12,83,37	73,64	0	18,69,97,54,90	
314 Ministry of Home	0	0	0	0	0	0	2,46.74	3,71,25	0	0	0	0	0	61,79,96,90	
340 Ministry of Women, Children & Social W	0	0	0	0	0	0	1,53,95.71	13,29,04	0	0	12,83,37	73,64	0	18,08,17,58,00	
Grand Total:	36,41,60,64	17,88,08,99	28,89,08,02	91,65,47,50	55,52,01,17	26,52,51,41	2,78,53,37	8,93,94,67	9,37,80,94	2,64,16,38	6,86,43,92	1,10,27,25	2,34,34,22,83	80,97,38,75	60,10,15,58,37,65
Strategy Total:	54,29,69,83		1,20,54,35,52		79,04,52,58		12,61,97,32		8,06,71,17		3,15,31,61,58				

Financial Comptroller General Office
Function-wise Gender Responsive Budget, Fiscal Year 2015/16(2072/73)

01	GENERAL PUBLIC SERVICES	Description	Directly Supportive		Indirectly Supportive		Neutral		Capital and Financing	Total
			Recurrent	Capital and Financing	Recurrent	Capital and Financing	Recurrent	Capital and Financing		
1.1		Executive and legislative organs, financial, fiscal affairs and external affairs	0	0	0	0	1,49,91,78.12	94,03,82.58	2,43,95,60.70	
101		President	0	0	0	0	7,90.11	23,54.00	31,44.11	
102		Deputy President	0	0	0	0	2,93.63	13.60	3,07.23	
202		Constituent Assembly / Legislature - Parliament	0	0	0	0	1,31,54.23	1,29.10	1,32,83.33	
206		Commission for Investigation of Abuse of Authority	0	0	0	0	73,96.93	26,24.86	1,00,21.79	
208		Office of the Auditor General	0	0	0	0	42,84.32	26,55.30	69,39.62	
301		Prime Minister and Council of Minister's Office	0	0	0	0	3,93,86.12	4,53.35	3,98,39.47	
305		Ministry of Finance	0	0	0	0	6,40,15.25	1,12,64.94	7,52,80.19	
326		Ministry of Foreign Affairs	0	0	0	0	2,40,38.21	2,28,11.88	4,68,50.09	
347		Ministry of Urban Development	0	0	0	0	8,48.92	30,40.25	38,89.17	
352		Ministry of Cooperative and poverty Alleviation	0	0	0	0	10,94.94	1,07.00	12,01.94	
356		Ministry of General Administration	0	0	0	0	5,83.29	0	5,83.29	
365		Ministry of Federal Affairs and Local Development	0	0	0	0	78,97.63	1,47.00	80,44.63	
503		MOF External Debt Service (Multilateral)	0	0	0	0	4,39,27.88	18,35,58.27	22,74,86.15	
504		MOF External Debt Service (Bilateral)	0	0	0	0	81,63.62	4,82,38.92	5,64,02.54	
601		MOF Staff Benefits and Retirement Benefits	0	0	0	0	44,50,00.00	0	44,50,00.00	
602		MOF Miscellaneous	0	0	0	0	29,55,83.77	22,61,00.00	52,16,83.77	
1.2		Foreign economic aid	0	0	0	0	34.31	20,00.00	20,34.31	
357		Ministry of Irrigation	0	0	0	0	34.31	20,00.00	20,34.31	
1.3		General services	0	0	0	0	13,64,98.85	1,94,71.18	15,59,70.03	
210		Public Service Commission	0	0	0	0	42,43.90	5,75.00	48,18.90	
305		Ministry of Finance	0	0	0	0	9,51.64	1,05,32.76	1,14,84.40	
314		Ministry of Home	0	0	0	0	10,02,29.65	34,18.41	10,36,48.06	
325		Ministry of Culture, Tourism and Civil Aviation	0	0	0	0	43,34.69	14,39.70	57,74.39	
326		Ministry of Foreign Affairs	0	0	0	0	58,63.05	73.64	59,36.69	
329		Ministry of Forestry and Soil Conservation	0	0	0	0	1,96.36	6.80	2,03.16	
347		Ministry of Urban Development	0	0	0	0	51,72.95	23,92.81	75,65.76	
356		Ministry of General Administration	0	0	0	0	71,30.42	3,86.05	75,16.47	
365		Ministry of Federal Affairs and Local Development	0	0	0	0	2,66.52	25.00	2,91.52	
391		National Planning Commission Secretariate	0	0	0	0	81,09.67	6,21.01	87,30.68	
1.5		R&D General public services	0	0	0	0	1,39.45	3.80	1,43.25	

Financial Comptroller General Office
Function-wise Gender Responsive Budget, Fiscal Year 2015/16(2072/73)

Description	Directly Supportive		Indirectly Supportive		Neutral		Total
	Recurrent	Capital and Financing	Recurrent	Capital and Financing	Recurrent	Capital and Financing	
305 Ministry of Finance	0	0	0	0	1,39,45	3,80	1,43,25
1.6 General public services n.e.c.	0	0	0	0	6,13,13,87	80,74,49	6,93,88,36
212 Election Commission	0	0	0	0	50,70,93	7,00,00	57,70,93
214 National Human Rights Commission	0	0	0	0	11,94,40	27,20	12,21,60
314 Ministry of Home	0	0	0	0	1,74,60	30,50	2,05,10
337 Ministry of Physical Planning, Works and Transport Management	0	0	0	0	93,94	5,08,00	6,01,94
349 Ministry of Peace & Reconstruction	0	0	0	0	0	51,55,79	51,55,79
365 Ministry of Federal Affairs and Local Development	0	0	0	0	5,47,80,00	3,50,00	5,51,30,00
501 MOF Policy Financing	0	0	0	0	0	13,03,00	13,03,00
1.7 Public debt transactions	0	0	0	0	0	0	0
502 MOF Domestic Debt Service	0	0	0	0	16,23,37,21	41,10,33,80	57,33,71,01
1.8 Transfers of a general character between levels of government	0	0	0	0	16,23,37,21	41,10,33,80	57,33,71,01
365 Ministry of Federal Affairs and Local Development	0	0	0	0	18,23,95,58	44,64,46	18,68,60,04
02 DEFENCE	0	0	0	0	18,23,95,58	44,64,46	18,68,60,04
2.1 Military defence	0	0	0	0	29,32,34,32	8,16,96,94	37,49,31,26
307 Ministry of Industry	0	0	0	0	29,26,25,09	3,27,01,27	32,53,26,36
345 Ministry of Defence	0	0	0	0	14,92,96	17,10,07	32,03,03
2.2 Civil defence	0	0	0	0	29,11,32,13	3,09,91,20	32,21,23,33
314 Ministry of Home	0	0	0	0	5,81,23	4,87,21,67	4,93,02,90
501 MOF Policy Financing	0	0	0	0	5,81,23	18,23,77	24,05,00
2.5 Defence n.e.c.	0	0	0	0	0	4,68,97,90	4,68,97,90
347 Ministry of Urban Development	0	0	0	0	28,00	2,74,00	3,02,00
03 PUBLIC ORDER AND SAFETY	0	0	0	0	28,00	2,74,00	3,02,00
3.1 Police services	0	0	0	0	31,50,03,85	7,72,75,73	39,22,79,58
3.2 Fire-protection services	0	0	0	0	22,45,93,14	3,66,70,78	26,12,63,92
314 Ministry of Home	0	0	0	0	22,45,93,14	3,66,70,78	26,12,63,92
204 Courts	0	0	0	0	69,00	2,00	71,00
3.3 Law courts	0	0	0	0	69,00	2,00	71,00
216 Office of the Attorney General	0	0	0	0	3,72,47,34	1,12,05,90	4,84,53,24
218 Council of Justice	0	0	0	0	3,04,48,30	94,47,34	3,98,95,64
311 Ministry of Law, Justice, Constituent Assembly and Parliamentary Affairs	0	0	0	0	47,40,58	17,00,00	64,40,58
	0	0	0	0	5,80,39	9,25	5,89,64
	0	0	0	0	13,85,59	46,81	14,32,40

Financial Comptroller General Office
Function-wise Gender Responsive Budget, Fiscal Year 2015/16(2072/73)

ANNEX-13

	Description	Directly Supportive		Indirectly Supportive		Neutral		Total
		Recurrent	Capital and Financing	Recurrent	Capital and Financing	Recurrent	Capital and Financing	
371	Ministry of Labour and Employment	0	0	0	0	92,48	2,50	94,98
3.4	Prisons	0	0	0	0	1,00,26,82	17,06,63	1,17,33,45
314	Ministry of Home	0	0	0	0	1,00,26,82	17,06,63	1,17,33,45
3.6	Public order and safety n.e.c.	0	0	0	0	4,30,67,55	276,90,42	7,07,57,97
301	Prime Minister and Council of Minister's Office	0	0	0	0	21,82,27	84,27,90	1,06,10,17
314	Ministry of Home	0	0	0	0	2,52,13,56	57,42,92	3,09,56,48
349	Ministry of Peace & Reconstruction	0	0	0	0	1,56,71,72	1,35,19,60	2,91,91,32
04	ECONOMIC AFFAIRS	0	0	0	0	1,01,83,19,36	1,87,42,62,84	2,89,25,82,20
4.1	General economic, commercial and labour affairs	0	0	0	0	9,29,58,08	6,38,37,96	15,67,96,04
301	Prime Minister and Council of Minister's Office	0	0	0	0	3,34,72	7,53,30	10,88,02
330	Ministry of Commerce and Supply	0	0	0	0	90,03,60	1,31,01,07	2,21,04,67
352	Ministry of Cooperative and poverty Alleviation	0	0	0	0	51,35,96	4,00	51,39,96
365	Ministry of Federal Affairs and Local Development	0	0	0	0	6,97,75,66	4,80,40,80	11,78,16,46
371	Ministry of Labour and Employment	0	0	0	0	87,08,14	19,38,79	1,06,46,93
4.2	Agriculture, forestry, fishing and hunting	0	0	0	0	36,80,89,12	30,01,21,82	66,82,10,94
305	Ministry of Finance	0	0	0	0	1,20,00,00	0	1,20,00,00
312	Ministry of Agriculture Development	0	0	0	0	23,98,95,37	2,65,36,56	26,64,31,93
329	Ministry of Forestry and Soil Conservation	0	0	0	0	6,46,40,54	5,80,68,14	12,27,08,68
336	Ministry of Land Reforms and Management	0	0	0	0	3,20,08,19	1,05,68,62	4,25,76,81
352	Ministry of Cooperative and poverty Alleviation	0	0	0	0	48,14,99	7,42,80	55,57,79
357	Ministry of Irrigation	0	0	0	0	1,38,68,76	17,24,74,36	18,63,43,12
365	Ministry of Federal Affairs and Local Development	0	0	0	0	8,61,27	1,67,31,34	1,75,92,61
501	MOF Policy Financing	0	0	0	0	0	1,50,00,00	1,50,00,00
4.3	Fuel and energy	0	0	0	0	5,87,43,85	45,39,27,28	51,26,71,13
307	Ministry of Industry	0	0	0	0	2,97,14	8,32,00	11,29,14
308	Ministry of Energy	0	0	0	0	32,56,81	5,59,83,76	5,92,40,57
331	Ministry of Environment, Science and Technology	0	0	0	0	5,51,89,90	2,78,12	5,54,68,02
501	MOF Policy Financing	0	0	0	0	0	39,68,33,40	39,68,33,40
4.4	Mining, manufacturing and construction	0	0	0	0	8,64,71	2,56,23,07	2,64,87,78
307	Ministry of Industry	0	0	0	0	7,09,39	2,64,60	9,73,99
337	Ministry of Physical Planning, Works and Transport Management	0	0	0	0	1,55,32	2,53,58,47	2,55,13,79
4.5	Transport	0	0	0	0	6,91,84,93	55,35,03,37	62,26,88,30

Government of Nepal
Ministry of Finance
Financial Comptroller General Office
Function-wise Gender Responsive Budget, Fiscal Year 2015/16(2072/73)

ANNEX-13

Description	Directly Supportive		Indirectly Supportive		Neutral		Total
	Recurrent	Capital and Financing	Recurrent	Capital and Financing	Recurrent	Capital and Financing	
337 Ministry of Physical Planning, Works and Transport Management	0	0	0	0	6,33,50.85	39,43,51.77	45,77,02.62
347 Ministry of Urban Development	0	0	0	0	29,47.40	57,79.17	87,26.57
365 Ministry of Federal Affairs and Local Development	0	0	0	0	28,86.68	13,12,87.43	13,41,74.11
501 MOF Policy Financing	0	0	0	0	0	2,20,85.00	2,20,85.00
4.6 Communication	0	0	0	0	3,66,91.99	89,69.59	4,56,61.58
331 Ministry of Environment, Science and Technology	0	0	0	0	30,16.91	31,57.91	61,74.82
358 Ministry of Information and Communications	0	0	0	0	3,36,75.08	31,11.68	3,67,86.76
501 MOF Policy Financing	0	0	0	0	0	27,00.00	27,00.00
4.7 Other Industries	0	0	0	0	3,16,76.49	7,20,75.70	10,37,52.19
307 Ministry of Industry	0	0	0	0	2,21,98.35	1,85,70.59	4,07,68.94
312 Ministry of Agriculture Development	0	0	0	0	3,37.72	56.15	3,93.87
325 Ministry of Culture, Tourism and Civil Aviation	0	0	0	0	90,12.92	78,30.95	1,68,43.87
329 Ministry of Forestry and Soil Conservation	0	0	0	0	1,27.50	2,60.01	3,87.51
501 MOF Policy Financing	0	0	0	0	0	4,53,58.00	4,53,58.00
4.8 R&D Economic affairs	0	0	0	0	35,89,22.05	39,23,41.30	75,12,63.35
301 Prime Minister and Council of Minister's Office	0	0	0	0	80.98	12.00	92.98
307 Ministry of Industry	0	0	0	0	24,15.00	8,50.00	32,65.00
308 Ministry of Energy	0	0	0	0	60,21.69	8.50	60,30.19
357 Ministry of Irrigation	0	0	0	0	4,04.38	14,70.80	18,75.18
602 MOF Miscellaneous	0	0	0	0	35,00,00.00	39,00,00.00	74,00,00.00
4.9 Economic affairs n.e.c.	0	0	0	0	11,88.14	38,62.75	50,50.89
305 Ministry of Finance	0	0	0	0	11,88.14	6,60.75	18,48.89
501 MOF Policy Financing	0	0	0	0	0	32,02.00	32,02.00
05 ENVIRONMENTAL PROTECTION	0	0	0	0	3,97,64.94	11,18,13.18	15,16,78.12
5.1 Waste management	0	0	0	0	6,17.87	5,93,54.09	5,99,71.96
347 Ministry of Urban Development	0	0	0	0	6,17.87	14,44.41	20,62.28
501 MOF Policy Financing	0	0	0	0	0	5,79,09.68	5,79,09.68
5.2 Waste water management	0	0	0	0	10,13.78	1,23,76.50	1,33,90.28
347 Ministry of Urban Development	0	0	0	0	9,16.61	4,74.91	13,91.52
357 Ministry of Irrigation	0	0	0	0	97.17	1,19,01.59	1,19,98.76
5.5 R&D Environmental protection	0	0	0	0	2,00.43	2,00,70.20	2,02,70.63
329 Ministry of Forestry and Soil Conservation	0	0	0	0	2,00.43	70.20	2,70.63

Financial Comptroller General Office
Function-wise Gender Responsive Budget, Fiscal Year 2015/16(2072/73)

ANNEX-13

Description	Directly Supportive		Indirectly Supportive		Neutral		Total
	Recurrent	Capital and Financing	Recurrent	Capital and Financing	Recurrent	Capital and Financing	
501 MOF Policy Financing	0	0	0	0	0	2,00,00,00	2,00,00,00
5.6 Environmental protection n.e.c.	0	0	0	0	3,79,32,86	2,00,12,39	5,79,45,25
329 Ministry of Forestry and Soil Conservation	0	0	0	0	13,92,07	59,66,27	73,58,34
331 Ministry of Environment, Science and Technology	0	0	0	0	1,64,59,05	74,10,63	2,38,69,68
347 Ministry of Urban Development	0	0	0	0	2,00,81,74	66,35,49	2,67,17,23
06 HOUSING AND COMMUNITY AMENITIES	0	0	0	0	4,97,33,11	22,01,45,62	26,98,78,73
6.1 Housing development	0	0	0	0	2,08,93,83	3,56,93,84	5,65,87,67
347 Ministry of Urban Development	0	0	0	0	2,08,93,83	2,98,43,14	5,07,36,97
501 MOF Policy Financing	0	0	0	0	0	58,50,70	58,50,70
6.2 Community development	0	0	0	0	1,36,52,94	1,85,67,46	3,22,20,40
329 Ministry of Forestry and Soil Conservation	0	0	0	0	6,45,85	10,48,86	16,94,71
347 Ministry of Urban Development	0	0	0	0	3,19,06	3,60,98	6,80,04
365 Ministry of Federal Affairs and Local Development	0	0	0	0	1,26,88,03	1,71,57,62	2,98,45,65
6.3 Water supply	0	0	0	0	1,43,37,61	15,16,18,20	16,59,55,81
347 Ministry of Urban Development	0	0	0	0	1,12,79,12	13,58,59,58	14,71,38,70
365 Ministry of Federal Affairs and Local Development	0	0	0	0	30,58,49	43,13,00	73,71,49
501 MOF Policy Financing	0	0	0	0	0	1,14,45,62	1,14,45,62
6.6 Housing and community amenities n.e.c.	0	0	0	0	8,48,73	1,42,66,12	1,51,14,85
365 Ministry of Federal Affairs and Local Development	0	0	0	0	8,48,73	1,42,66,12	1,51,14,85
07 HEALTH	0	0	0	0	37,92,01,45	3,41,85,03	41,33,86,48
7.1 Medical products, appliances and equipment	0	0	0	0	20,84,80	41,01,87	61,86,67
370 Ministry of Health and Population	0	0	0	0	20,84,80	41,01,87	61,86,67
7.2 Out-patient services	0	0	0	0	5,98,42,16	40,66,11	6,39,08,27
330 Ministry of Commerce and Supply	0	0	0	0	15,40,05	0	15,40,05
370 Ministry of Health and Population	0	0	0	0	5,83,02,11	40,66,11	6,23,68,22
7.3 Hospital services	0	0	0	0	11,85,52,97	42,63,95	12,28,16,92
314 Ministry of Home	0	0	0	0	42,01,05	18,43,59	60,44,64
345 Ministry of Defence	0	0	0	0	53,87,72	0	53,87,72
370 Ministry of Health and Population	0	0	0	0	7,39,64,20	24,20,36	7,63,84,56
601 MOF Staff Benefits and Retirement Benefits	0	0	0	0	3,50,00,00	0	3,50,00,00
7.4 Public health services	0	0	0	0	15,01,24,56	2,01,93,43	17,03,17,99
365 Ministry of Federal Affairs and Local Development	0	0	0	0	10,00,00	0	10,00,00

Financial Comptroller General Office
Function-wise Gender Responsive Budget, Fiscal Year 2015/16(2072/73)

ANNEX-13

Description	Directly Supportive		Indirectly Supportive		Neutral		Total
	Recurrent	Capital and Financing	Recurrent	Capital and Financing	Recurrent	Capital and Financing	
370 Ministry of Health and Population	0	0	0	0	14,91,24,56	2,01,93,43	16,93,17,99
7.5 R&D Health	0	0	0	0	4,85,96,96	15,59,67	5,01,56,63
370 Ministry of Health and Population	0	0	0	0	4,85,96,96	15,59,67	5,01,56,63
08 RECREATION,CULTURE AND RELIGION	0	0	0	0	4,01,03,88	72,57,62	4,73,61,50
8.1 Recreational and sporting services	0	0	0	0	1,85,13,64	25,06	1,85,38,70
343 Ministry of Youth and Sports	0	0	0	0	1,85,13,64	25,06	1,85,38,70
8.2 Cultural services	0	0	0	0	1,88,62,95	45,70,96	2,34,33,91
325 Ministry of Culture, Tourism and Civil Aviation	0	0	0	0	1,85,98,36	40,28,96	2,26,27,32
365 Ministry of Federal Affairs and Local Development	0	0	0	0	2,64,59	5,42,00	8,06,59
8.3 Broadcasting and publishing services	0	0	0	0	27,27,29	26,61,60	53,88,89
358 Ministry of Information and Communications	0	0	0	0	27,27,29	26,61,60	53,88,89
09 EDUCATION	0	0	0	0	98,47,40,08	16,88,18	98,64,28,26
9.1 Pre-primary and primary education	0	0	0	0	31,29,45,90	12,00	31,29,57,90
350 Ministry of Education	0	0	0	0	31,29,45,90	12,00	31,29,57,90
9.2 Secondary education	0	0	0	0	15,01,29,31	0	15,01,29,31
350 Ministry of Education	0	0	0	0	15,01,29,31	0	15,01,29,31
9.5 Education not definable by level	0	0	0	0	31,23,50,78	12,70,27	31,36,21,05
350 Ministry of Education	0	0	0	0	31,23,50,78	12,70,27	31,36,21,05
9.6 Subsidiary services to education	0	0	0	0	18,85,66,90	1,98,41	18,87,65,31
350 Ministry of Education	0	0	0	0	18,85,66,90	1,98,41	18,87,65,31
9.8 Education n.e.c.	0	0	0	0	2,07,47,19	2,07,50	2,09,54,69
350 Ministry of Education	0	0	0	0	2,07,47,19	2,07,50	2,09,54,69
10 SOCIAL PROTECTION	0	0	0	0	22,33,84,64	33,17,37	22,87,02,01
10.4 Family and children	0	0	0	0	3,37,19,34	47,50	3,37,66,84
365 Ministry of Federal Affairs and Local Development	0	0	0	0	3,08,38,37	47,50	3,08,85,87
370 Ministry of Health and Population	0	0	0	0	28,80,97	0	28,80,97
10.7 Social exclusion n.e.c.	0	0	0	0	16,75,07,38	3,38,06	16,78,45,44
301 Prime Minister and Council of Minister's Office	0	0	0	0	3,77,64	8,54	3,86,18
365 Ministry of Federal Affairs and Local Development	0	0	0	0	16,71,29,74	3,29,52	16,74,59,26
10.8 R&D Social protection	0	0	0	0	17,39,38	1,56,72	18,96,10
352 Ministry of Cooperative and poverty Alleviation	0	0	0	0	15,27,40	1,34,07	16,61,47
371 Ministry of Labour and Employment	0	0	0	0	2,11,98	22,65	2,34,63

Government of Nepal
Ministry of Finance
Financial Comptroller General Office
Function-wise Gender Responsive Budget, Fiscal Year 2015/16(2072/73)

ANNEX-13

Description	Directly Supportive		Indirectly Supportive		Neutral		Total
	Recurrent	Capital and Financing	Recurrent	Capital and Financing	Recurrent	Capital and Financing	
10.9 Social protection n.e.c.	0	0	0	0	2,04,18,54	27,75,09	2,31,93,63
314 Ministry of Home	0	0	0	0	4,84,14	13,24,60	18,08,74
340 Ministry of Women, Children & Social Welfare	0	0	0	0	1,99,34,40	14,50,49	2,13,84,89
Total	0	0	0	0	4,84,26,63,75	3,35,20,25,09	8,19,46,88,84
Grand Total	0	0	0	0	8,19,46,88,84		

Code	Gender Responsive	Amount	%
3	Neutral	693143677	84.58

Note : Gender Responsive Budget Classifications

Basis of classification for Gender Responsive Budget are as follows :

- a) More than 50 percent of budget directly beneficial for women - Direct Responsive
- b) 20 to 50 percent of budget directly beneficial for women - Indirect Responsive
- c) Less than 20 Percent of budget beneficial for women - Neutral

Following indicators are used to assess the percentage above.

S.N.	Indicators	Percentage
1	Women Capacity Development	20
2	Women Participation in formulation and implementation of Program	20
3	Women's share in benefit	20
4	Support in employment and income generating to women	20
5	Quality reform in time consumption & minimization in of work load to women	20
Total		100

Government of Nepal

Ministry of Finance

Financial Comptroller General Office
Economic Code wise Aggregate Expenditure (Recurrent)

Fiscal Year 2015/16 (2072/73)

Ministry/Economic Code		Cash	Non Cash	Total Expenditure
101	President	100,826,014.01	0.00	100,826,014.01
	Recurrent	100,826,014.01	0.00	100,826,014.01
	21110 Wages and salaries in cash	25,565,779.94	0.00	25,565,779.94
	21111 Salary	19,507,743.01	0.00	19,507,743.01
	21113 Dearness Allowance	626,220.05	0.00	626,220.05
	21119 Other Allowance	5,431,816.88	0.00	5,431,816.88
	21120 Wages and salaries in kind	1,770,528.00	0.00	1,770,528.00
	21121 Clothing	862,368.00	0.00	862,368.00
	21123 Medical Expense	908,160.00	0.00	908,160.00
	22110 Utilities	9,691,581.82	0.00	9,691,581.82
	22111 Water and Electricity	8,141,808.23	0.00	8,141,808.23
	22112 Communication	1,549,773.59	0.00	1,549,773.59
	22120 Rent	1,338,183.00	0.00	1,338,183.00
	22121 House Rent	1,335,183.00	0.00	1,335,183.00
	22122 Other Rent	3,000.00	0.00	3,000.00
	22210 Operation & Maintenance of Capital Assets	13,049,644.59	0.00	13,049,644.59
	22211 Fuel and Oil - Vehicles	5,042,391.60	0.00	5,042,391.60
	22212 Operation & Maintenance	7,974,399.99	0.00	7,974,399.99
	22213 Insurance	32,853.00	0.00	32,853.00
	22310 Office Materials & Services	8,366,171.00	0.00	8,366,171.00
	22311 General Office Expenses	7,682,287.00	0.00	7,682,287.00
	22312 Feedds for Animals & Birds	340,769.00	0.00	340,769.00
	22314 Fuel and Oil - For Administrative Purposes	343,115.00	0.00	343,115.00
	22320 Repair and Maintenance of Public Property	4,622,875.00	0.00	4,622,875.00
	22321 Repair and Maintenance of Public Property	4,622,875.00	0.00	4,622,875.00
	22410 Consultancy and Other Services fee	7,936,316.66	0.00	7,936,316.66
	22412 Other Service Fee	7,936,316.66	0.00	7,936,316.66
	22520 Production Materials and Programme Expenses	276,850.00	0.00	276,850.00
	22522 Program Expenses	276,850.00	0.00	276,850.00
	22610 Monitoring, Evaluation & Travelling Expenses	889,592.00	0.00	889,592.00
	22611 Monitoring & Evaluation Expenses	76,000.00	0.00	76,000.00
	22612 Travelling Expenses	813,592.00	0.00	813,592.00
	22710 Miscellaneous	24,329,716.00	0.00	24,329,716.00
	22711 Miscellaneous	24,329,716.00	0.00	24,329,716.00
	27310 Retirement Benefits	2,988,776.00	0.00	2,988,776.00
	27313 Accumulated Leave	1,603,784.00	0.00	1,603,784.00
	27314 Medical Facility	1,384,992.00	0.00	1,384,992.00
102	Deputy President	29,733,841.00	0.00	29,733,841.00
	Recurrent	29,733,841.00	0.00	29,733,841.00
	21110 Wages and salaries in cash	11,655,354.00	0.00	11,655,354.00
	21111 Salary	8,740,379.00	0.00	8,740,379.00
	21113 Dearness Allowance	287,349.00	0.00	287,349.00
	21119 Other Allowance	2,627,626.00	0.00	2,627,626.00
	21120 Wages and salaries in kind	777,283.00	0.00	777,283.00
	21121 Clothing	615,800.00	0.00	615,800.00
	21123 Medical Expense	161,483.00	0.00	161,483.00
	22110 Utilities	1,376,550.00	0.00	1,376,550.00
	22111 Water and Electricity	884,112.00	0.00	884,112.00
	22112 Communication	492,438.00	0.00	492,438.00
	22210 Operation & Maintenance of Capital Assets	3,611,237.00	0.00	3,611,237.00

Government of Nepal

Ministry of Finance

Financial Comptroller General Office
Economic Code wise Aggregate Expenditure (Recurrent)

Fiscal Year 2015/16 (2072/73)

Ministry/Economic Code	Cash	Non Cash	Total Expenditure
22211 Fuel and Oil - Vehicles	1,616,000.00	0.00	1,616,000.00
22212 Operation & Maintenance	1,808,000.00	0.00	1,808,000.00
22213 Insurance	187,237.00	0.00	187,237.00
22310 Office Materials & Services	2,881,440.00	0.00	2,881,440.00
22311 General Office Expenses	2,821,630.00	0.00	2,821,630.00
22314 Fuel and Oil - For Administrative Purposes	59,810.00	0.00	59,810.00
22410 Consultancy and Other Services fee	3,505,760.00	0.00	3,505,760.00
22411 Consultancy and Services Expenses	369,760.00	0.00	369,760.00
22412 Other Service Fee	3,136,000.00	0.00	3,136,000.00
22520 Production Materials and Programme Expenses	399,000.00	0.00	399,000.00
22529 Other Program Expenses	399,000.00	0.00	399,000.00
22610 Monitoring, Evaluation & Travelling Expenses	2,023,273.00	0.00	2,023,273.00
22611 Monitoring & Evaluation Expenses	470,259.00	0.00	470,259.00
22612 Travelling Expenses	1,553,014.00	0.00	1,553,014.00
22710 Miscellaneous	2,650,000.00	0.00	2,650,000.00
22711 Miscellaneous	2,650,000.00	0.00	2,650,000.00
27310 Retirement Benefits	853,944.00	0.00	853,944.00
27313 Accumulated Leave	459,816.00	0.00	459,816.00
27314 Medical Facility	394,128.00	0.00	394,128.00
202 Constituent Assembly / Legislature - Parliament	1,208,757,776.76	0.00	1,208,757,776.76
Recurent	1,208,757,776.76	0.00	1,208,757,776.76
21110 Wages and salaries in cash	737,183,343.64	0.00	737,183,343.64
21111 Salary	594,387,511.77	0.00	594,387,511.77
21113 Dearness Allowance	9,735,831.96	0.00	9,735,831.96
21119 Other Allowance	133,059,999.91	0.00	133,059,999.91
21120 Wages and salaries in kind	9,652,488.12	0.00	9,652,488.12
21121 Clothing	2,777,591.00	0.00	2,777,591.00
21123 Medical Expense	6,874,897.12	0.00	6,874,897.12
22110 Utilities	40,472,402.39	0.00	40,472,402.39
22111 Water and Electricity	23,233,143.87	0.00	23,233,143.87
22112 Communication	17,239,258.52	0.00	17,239,258.52
22120 Rent	140,431,852.89	0.00	140,431,852.89
22121 House Rent	140,431,852.89	0.00	140,431,852.89
22210 Operation & Maintenance of Capital Assets	36,163,298.58	0.00	36,163,298.58
22211 Fuel and Oil - Vehicles	17,973,798.40	0.00	17,973,798.40
22212 Operation & Maintenance	16,723,074.18	0.00	16,723,074.18
22213 Insurance	1,466,426.00	0.00	1,466,426.00
22310 Office Materials & Services	35,047,832.94	0.00	35,047,832.94
22311 General Office Expenses	34,606,261.94	0.00	34,606,261.94
22313 Books and Materials	441,571.00	0.00	441,571.00
22410 Consultancy and Other Services fee	7,441,828.65	0.00	7,441,828.65
22411 Consultancy and Services Expenses	3,204,485.53	0.00	3,204,485.53
22412 Other Service Fee	4,237,343.12	0.00	4,237,343.12
22510 Consultancy and Other Services fee	609,179.00	0.00	609,179.00
22511 Employee Training	609,179.00	0.00	609,179.00
22520 Production Materials and Programme Expenses	44,411,600.00	0.00	44,411,600.00
22522 Program Expenses	43,911,600.00	0.00	43,911,600.00
22529 Other Program Expenses	500,000.00	0.00	500,000.00
22530 Medicines	1,746,597.50	0.00	1,746,597.50

Government of Nepal

Ministry of Finance

Financial Comptroller General Office
Economic Code wise Aggregate Expenditure (Recurrent)

Fiscal Year 2015/16 (2072/73)

Ministry/Economic Code		Cash	Non Cash	Total Expenditure	
	22531	Medicine Purchases	1,746,597.50	0.00	1,746,597.50
	22610	Monitoring, Evaluation & Travelling Expenses	40,917,061.24	0.00	40,917,061.24
	22611	Monitoring & Evaluation Expenses	33,056,537.00	0.00	33,056,537.00
	22612	Travelling Expenses	13,700.00	0.00	13,700.00
	22613	Travelling Expenses of VIPs & Delegations	7,846,824.24	0.00	7,846,824.24
	22710	Miscellaneous	108,648,319.95	0.00	108,648,319.95
	22711	Miscellaneous	108,648,319.95	0.00	108,648,319.95
	26410	Recurrent Grant	709,258.00	0.00	709,258.00
	26412	Conditional Recurrent Grant to Government Agencies, Committees & Boards	709,258.00	0.00	709,258.00
	27310	Retirement Benefits	5,322,713.86	0.00	5,322,713.86
	27313	Accumulated Leave	2,622,745.10	0.00	2,622,745.10
	27314	Medical Facility	2,699,968.76	0.00	2,699,968.76
204		Courts	2,801,239,850.89	0.00	2,801,239,850.89
		Recurrent	2,801,239,850.89	0.00	2,801,239,850.89
	21110	Wages and salaries in cash	1,738,866,799.39	0.00	1,738,866,799.39
	21111	Salary	1,290,830,107.86	0.00	1,290,830,107.86
	21112	Local Allowances	30,511,804.63	0.00	30,511,804.63
	21113	Dearness Allowance	52,373,568.72	0.00	52,373,568.72
	21114	Field Allowance	10,778,977.09	0.00	10,778,977.09
	21119	Other Allowance	354,372,341.09	0.00	354,372,341.09
	21120	Wages and salaries in kind	29,568,879.00	0.00	29,568,879.00
	21121	Clothing	28,919,340.00	0.00	28,919,340.00
	21123	Medical Expense	649,539.00	0.00	649,539.00
	22110	Utilities	61,734,976.76	0.00	61,734,976.76
	22111	Water and Electricity	30,386,352.54	0.00	30,386,352.54
	22112	Communication	31,348,624.22	0.00	31,348,624.22
	22120	Rent	45,607,738.23	0.00	45,607,738.23
	22121	House Rent	45,607,738.23	0.00	45,607,738.23
	22210	Operation & Maintenance of Capital Assets	121,413,668.05	0.00	121,413,668.05
	22211	Fuel and Oil - Vehicles	63,913,888.44	0.00	63,913,888.44
	22212	Operation & Maintenance	53,318,144.64	0.00	53,318,144.64
	22213	Insurance	4,181,634.97	0.00	4,181,634.97
	22310	Office Materials & Services	121,947,490.09	0.00	121,947,490.09
	22311	General Office Expenses	107,158,719.47	0.00	107,158,719.47
	22313	Books and Materials	5,565,385.00	0.00	5,565,385.00
	22314	Fuel and Oil - For Administrative Purposes	9,223,385.62	0.00	9,223,385.62
	22320	Repair and Maintenance of Public Property	8,751,691.47	0.00	8,751,691.47
	22321	Repair and Maintenance of Public Property	8,751,691.47	0.00	8,751,691.47
	22410	Consultancy and Other Services fee	297,971,390.98	0.00	297,971,390.98
	22411	Consultancy and Services Expenses	4,597,924.09	0.00	4,597,924.09
	22412	Other Service Fee	293,373,466.89	0.00	293,373,466.89
	22510	Consultancy and Other Services fee	443,296.00	0.00	443,296.00
	22511	Employee Training	443,296.00	0.00	443,296.00
	22520	Production Materials and Programme Expenses	124,991,137.46	0.00	124,991,137.46
	22522	Program Expenses	124,991,137.46	0.00	124,991,137.46
	22610	Monitoring, Evaluation & Travelling Expenses	52,983,651.60	0.00	52,983,651.60
	22611	Monitoring & Evaluation Expenses	31,602,825.50	0.00	31,602,825.50
	22612	Travelling Expenses	21,380,826.10	0.00	21,380,826.10
	22710	Miscellaneous	16,915,078.94	0.00	16,915,078.94

Financial Comptroller General Office
Economic Code wise Aggregate Expenditure (Recurrent)

Fiscal Year 2015/16 (2072/73)

Ministry/Economic Code		Cash	Non Cash	Total Expenditure
22711	Miscellaneous	16,915,078.94	0.00	16,915,078.94
26410	Recurrent Grant	42,769,048.36	0.00	42,769,048.36
26412	Conditional Recurrent Grant to Government Agencies, Committees & Boards	42,769,048.36	0.00	42,769,048.36
26420	Capital Grant	14,559,828.45	0.00	14,559,828.45
26423	Unconditional Capital Grant to Other Institutions & Individuals	14,559,828.45	0.00	14,559,828.45
27310	Retirement Benefits	107,361,252.61	0.00	107,361,252.61
27312	Gratuity	2,984,278.00	0.00	2,984,278.00
27313	Accumulated Leave	44,283,885.51	0.00	44,283,885.51
27314	Medical Facility	60,093,089.10	0.00	60,093,089.10
28210	Refunds	15,353,923.50	0.00	15,353,923.50
28212	Judicial Refund	15,353,923.50	0.00	15,353,923.50
206	Commission for Investigation of Abuse of Authority	523,175,842.11	0.00	523,175,842.11
	Recurrent	523,175,842.11	0.00	523,175,842.11
21110	Wages and salaries in cash	295,789,437.21	0.00	295,789,437.21
21111	Salary	131,553,104.13	0.00	131,553,104.13
21112	Local Allowances	189,494.00	0.00	189,494.00
21113	Dearness Allowance	4,798,835.00	0.00	4,798,835.00
21119	Other Allowance	159,248,004.08	0.00	159,248,004.08
21120	Wages and salaries in kind	12,432,545.73	0.00	12,432,545.73
21121	Clothing	2,011,500.00	0.00	2,011,500.00
21122	Fooding	8,558,693.73	0.00	8,558,693.73
21123	Medical Expense	1,862,352.00	0.00	1,862,352.00
22110	Utilities	17,621,865.75	0.00	17,621,865.75
22111	Water and Electricity	10,850,660.14	0.00	10,850,660.14
22112	Communication	6,771,205.61	0.00	6,771,205.61
22120	Rent	7,945,841.00	0.00	7,945,841.00
22121	House Rent	7,945,841.00	0.00	7,945,841.00
22210	Operation & Maintenance of Capital Assets	29,729,942.23	0.00	29,729,942.23
22211	Fuel and Oil - Vehicles	12,076,553.43	0.00	12,076,553.43
22212	Operation & Maintenance	16,910,778.80	0.00	16,910,778.80
22213	Insurance	742,610.00	0.00	742,610.00
22310	Office Materials & Services	37,966,763.68	0.00	37,966,763.68
22311	General Office Expenses	37,389,494.68	0.00	37,389,494.68
22314	Fuel and Oil - For Administrative Purposes	577,269.00	0.00	577,269.00
22410	Consultancy and Other Services fee	46,125,724.48	0.00	46,125,724.48
22411	Consultancy and Services Expenses	4,700,115.00	0.00	4,700,115.00
22412	Other Service Fee	41,425,609.48	0.00	41,425,609.48
22510	Consultancy and Other Services fee	1,283,029.00	0.00	1,283,029.00
22511	Employee Training	1,283,029.00	0.00	1,283,029.00
22520	Production Materials and Programme Expenses	26,126,658.90	0.00	26,126,658.90
22529	Other Program Expenses	26,126,658.90	0.00	26,126,658.90
22610	Monitoring, Evaluation & Travelling Expenses	20,307,523.23	0.00	20,307,523.23
22611	Monitoring & Evaluation Expenses	1,345,705.00	0.00	1,345,705.00
22612	Travelling Expenses	17,393,724.23	0.00	17,393,724.23
22614	Other Travelling Expenses	1,568,094.00	0.00	1,568,094.00
22710	Miscellaneous	18,392,326.90	0.00	18,392,326.90
22711	Miscellaneous	18,392,326.90	0.00	18,392,326.90
27310	Retirement Benefits	9,454,184.00	0.00	9,454,184.00
27312	Gratuity	1,422,122.00	0.00	1,422,122.00

Government of Nepal

Ministry of Finance

Financial Comptroller General Office
Economic Code wise Aggregate Expenditure (Recurrent)

Fiscal Year 2015/16 (2072/73)

Ministry/Economic Code		Cash	Non Cash	Total Expenditure	
	27313	Accumulated Leave	3,921,580.00	0.00	3,921,580.00
	27314	Medical Facility	4,110,482.00	0.00	4,110,482.00
208		Office of the Auditor General	290,564,965.42	100,187,368.00	390,752,333.42
		Recurrent	290,564,965.42	100,187,368.00	390,752,333.42
	21110	Wages and salaries in cash	182,071,681.17	0.00	182,071,681.17
	21111	Salary	137,009,602.80	0.00	137,009,602.80
	21113	Dearness Allowance	4,688,021.57	0.00	4,688,021.57
	21119	Other Allowance	40,374,056.80	0.00	40,374,056.80
	21120	Wages and salaries in kind	3,912,506.00	0.00	3,912,506.00
	21121	Clothing	2,940,000.00	0.00	2,940,000.00
	21123	Medical Expense	972,506.00	0.00	972,506.00
	22110	Utilities	2,277,577.25	0.00	2,277,577.25
	22111	Water and Electricity	1,609,786.67	0.00	1,609,786.67
	22112	Communication	667,790.58	0.00	667,790.58
	22120	Rent	11,070,373.00	0.00	11,070,373.00
	22121	House Rent	8,745,936.00	0.00	8,745,936.00
	22122	Other Rent	2,324,437.00	0.00	2,324,437.00
	22210	Operation & Maintenance of Capital Assets	5,970,826.00	4,106,908.00	10,077,734.00
	22211	Fuel and Oil - Vehicles	3,110,701.00	0.00	3,110,701.00
	22212	Operation & Maintenance	2,842,552.00	4,106,908.00	6,949,460.00
	22213	Insurance	17,573.00	0.00	17,573.00
	22310	Office Materials & Services	10,603,593.00	2,119,225.00	12,722,818.00
	22311	General Office Expenses	10,556,913.00	2,119,225.00	12,676,138.00
	22314	Fuel and Oil - For Administrative Purposes	46,680.00	0.00	46,680.00
	22320	Repair and Maintenance of Public Property	281,454.00	0.00	281,454.00
	22321	Repair and Maintenance of Public Property	281,454.00	0.00	281,454.00
	22410	Consultancy and Other Services fee	3,999,180.00	82,094,150.00	86,093,330.00
	22411	Consultancy and Services Expenses	1,050,673.00	82,094,150.00	83,144,823.00
	22412	Other Service Fee	2,948,507.00	0.00	2,948,507.00
	22510	Consultancy and Other Services fee	1,301,667.00	11,367,106.00	12,668,773.00
	22511	Employee Training	1,301,667.00	11,024,106.00	12,325,773.00
	22512	Skill Development and Awareness Training Program	0.00	343,000.00	343,000.00
	22520	Production Materials and Programme Expenses	3,635,050.00	0.00	3,635,050.00
	22522	Program Expenses	3,635,050.00	0.00	3,635,050.00
	22610	Monitoring, Evaluation & Travelling Expenses	43,570,549.00	372,210.00	43,942,759.00
	22611	Monitoring & Evaluation Expenses	43,267,776.00	0.00	43,267,776.00
	22612	Travelling Expenses	302,773.00	372,210.00	674,983.00
	22710	Miscellaneous	4,365,649.00	127,769.00	4,493,418.00
	22711	Miscellaneous	4,365,649.00	127,769.00	4,493,418.00
	27310	Retirement Benefits	17,504,860.00	0.00	17,504,860.00
	27312	Gratuity	556,251.00	0.00	556,251.00
	27313	Accumulated Leave	9,054,171.00	0.00	9,054,171.00
	27314	Medical Facility	7,894,438.00	0.00	7,894,438.00
210		Public Service Commission	481,567,239.18	0.00	481,567,239.18
		Recurrent	481,567,239.18	0.00	481,567,239.18
	21110	Wages and salaries in cash	115,022,727.08	0.00	115,022,727.08
	21111	Salary	109,010,645.82	0.00	109,010,645.82
	21112	Local Allowances	1,785,758.00	0.00	1,785,758.00

Government of Nepal

Ministry of Finance

Financial Comptroller General Office
Economic Code wise Aggregate Expenditure (Recurrent)

Fiscal Year 2015/16 (2072/73)

Ministry/Economic Code		Cash	Non Cash	Total Expenditure
21113	Dearness Allowance	3,937,261.26	0.00	3,937,261.26
21119	Other Allowance	289,062.00	0.00	289,062.00
21120	Wages and salaries in kind	2,595,610.00	0.00	2,595,610.00
21121	Clothing	2,595,610.00	0.00	2,595,610.00
21123	Medical Expense	0.00	0.00	0.00
22110	Utilities	6,387,496.00	0.00	6,387,496.00
22111	Water and Electricity	4,255,238.00	0.00	4,255,238.00
22112	Communication	2,132,258.00	0.00	2,132,258.00
22120	Rent	648,000.00	0.00	648,000.00
22121	House Rent	648,000.00	0.00	648,000.00
22210	Operation & Maintenance of Capital Assets	9,484,870.69	0.00	9,484,870.69
22211	Fuel and Oil - Vehicles	5,065,626.00	0.00	5,065,626.00
22212	Operation & Maintenance	3,721,246.49	0.00	3,721,246.49
22213	Insurance	697,998.20	0.00	697,998.20
22310	Office Materials & Services	7,770,645.50	0.00	7,770,645.50
22311	General Office Expenses	7,416,438.50	0.00	7,416,438.50
22314	Fuel and Oil - For Administrative Purposes	354,207.00	0.00	354,207.00
22410	Consultancy and Other Services fee	7,339,073.74	0.00	7,339,073.74
22411	Consultancy and Services Expenses	416,379.00	0.00	416,379.00
22412	Other Service Fee	6,922,694.74	0.00	6,922,694.74
22510	Consultancy and Other Services fee	2,618,280.00	0.00	2,618,280.00
22511	Employee Training	1,658,839.00	0.00	1,658,839.00
22512	Skill Development and Awareness Training Program	959,441.00	0.00	959,441.00
22520	Production Materials and Programme Expenses	8,824,564.00	0.00	8,824,564.00
22522	Program Expenses	7,213,760.00	0.00	7,213,760.00
22529	Other Program Expenses	1,610,804.00	0.00	1,610,804.00
22610	Monitoring, Evaluation & Travelling Expenses	4,085,039.00	0.00	4,085,039.00
22611	Monitoring & Evaluation Expenses	492,604.00	0.00	492,604.00
22612	Travelling Expenses	3,592,435.00	0.00	3,592,435.00
22710	Miscellaneous	305,946,190.07	0.00	305,946,190.07
22711	Miscellaneous	305,946,190.07	0.00	305,946,190.07
27310	Retirement Benefits	10,844,743.10	0.00	10,844,743.10
27313	Accumulated Leave	5,065,187.33	0.00	5,065,187.33
27314	Medical Facility	5,779,555.77	0.00	5,779,555.77
212	Election Commission	424,590,131.20	0.00	424,590,131.20
	Recurrent	424,590,131.20	0.00	424,590,131.20
21110	Wages and salaries in cash	150,597,149.32	0.00	150,597,149.32
21111	Salary	135,222,273.48	0.00	135,222,273.48
21112	Local Allowances	6,253,830.91	0.00	6,253,830.91
21113	Dearness Allowance	5,277,947.33	0.00	5,277,947.33
21119	Other Allowance	3,843,097.60	0.00	3,843,097.60
21120	Wages and salaries in kind	3,648,546.00	0.00	3,648,546.00
21121	Clothing	3,420,000.00	0.00	3,420,000.00
21123	Medical Expense	228,546.00	0.00	228,546.00
22110	Utilities	7,346,654.71	0.00	7,346,654.71
22111	Water and Electricity	3,722,626.99	0.00	3,722,626.99
22112	Communication	3,624,027.72	0.00	3,624,027.72
22120	Rent	16,541,242.20	0.00	16,541,242.20

Government of Nepal

Ministry of Finance

Financial Comptroller General Office
Economic Code wise Aggregate Expenditure (Recurrent)

Fiscal Year 2015/16 (2072/73)

Ministry/Economic Code		Cash	Non Cash	Total Expenditure
22121	House Rent	16,532,242.20	0.00	16,532,242.20
22122	Other Rent	9,000.00	0.00	9,000.00
22210	Operation & Maintenance of Capital Assets	16,728,989.25	0.00	16,728,989.25
22211	Fuel and Oil - Vehicles	9,225,509.36	0.00	9,225,509.36
22212	Operation & Maintenance	5,526,030.64	0.00	5,526,030.64
22213	Insurance	1,977,449.25	0.00	1,977,449.25
22310	Office Materials & Services	15,798,329.99	0.00	15,798,329.99
22311	General Office Expenses	14,949,659.99	0.00	14,949,659.99
22314	Fuel and Oil - For Administrative Purposes	848,670.00	0.00	848,670.00
22320	Repair and Maintenance of Public Property	297,448.00	0.00	297,448.00
22321	Repair and Maintenance of Public Property	297,448.00	0.00	297,448.00
22410	Consultancy and Other Services fee	41,660,605.31	0.00	41,660,605.31
22412	Other Service Fee	41,660,605.31	0.00	41,660,605.31
22510	Consultancy and Other Services fee	3,999,079.00	0.00	3,999,079.00
22512	Skill Development and Awareness Training Program	3,999,079.00	0.00	3,999,079.00
22520	Production Materials and Programme Expenses	137,585,276.35	0.00	137,585,276.35
22522	Program Expenses	137,585,276.35	0.00	137,585,276.35
22610	Monitoring, Evaluation & Travelling Expenses	10,069,983.00	0.00	10,069,983.00
22611	Monitoring & Evaluation Expenses	7,747,132.00	0.00	7,747,132.00
22612	Travelling Expenses	2,322,851.00	0.00	2,322,851.00
22710	Miscellaneous	4,391,132.00	0.00	4,391,132.00
22711	Miscellaneous	4,391,132.00	0.00	4,391,132.00
27310	Retirement Benefits	15,925,696.07	0.00	15,925,696.07
27312	Gratuity	198,923.00	0.00	198,923.00
27313	Accumulated Leave	7,113,418.67	0.00	7,113,418.67
27314	Medical Facility	8,613,354.40	0.00	8,613,354.40
214	National Human Rights Commission	79,676,157.00	0.00	79,676,157.00
	Recurrent	79,676,157.00	0.00	79,676,157.00
21110	Wages and salaries in cash	42,999,806.90	0.00	42,999,806.90
21111	Salary	40,325,093.93	0.00	40,325,093.93
21112	Local Allowances	664,409.00	0.00	664,409.00
21113	Dearness Allowance	1,709,303.97	0.00	1,709,303.97
21119	Other Allowance	301,000.00	0.00	301,000.00
21120	Wages and salaries in kind	1,072,500.00	0.00	1,072,500.00
21121	Clothing	1,072,500.00	0.00	1,072,500.00
22110	Utilities	4,519,423.37	0.00	4,519,423.37
22111	Water and Electricity	1,446,672.56	0.00	1,446,672.56
22112	Communication	3,072,750.81	0.00	3,072,750.81
22120	Rent	3,005,189.00	0.00	3,005,189.00
22121	House Rent	3,005,189.00	0.00	3,005,189.00
22210	Operation & Maintenance of Capital Assets	7,955,888.45	0.00	7,955,888.45
22211	Fuel and Oil - Vehicles	4,028,723.24	0.00	4,028,723.24
22212	Operation & Maintenance	2,867,362.24	0.00	2,867,362.24
22213	Insurance	1,059,802.97	0.00	1,059,802.97
22310	Office Materials & Services	4,465,820.63	0.00	4,465,820.63
22311	General Office Expenses	4,214,666.63	0.00	4,214,666.63
22313	Books and Materials	161,232.00	0.00	161,232.00
22314	Fuel and Oil - For Administrative Purposes	89,922.00	0.00	89,922.00
22410	Consultancy and Other Services fee	3,022,455.44	0.00	3,022,455.44

Financial Comptroller General Office
Economic Code wise Aggregate Expenditure (Recurrent)

Fiscal Year 2015/16 (2072/73)

Ministry/Economic Code		Cash	Non Cash	Total Expenditure
22411	Consultancy and Services Expenses	1,138,985.44	0.00	1,138,985.44
22412	Other Service Fee	1,883,470.00	0.00	1,883,470.00
22510	Consultancy and Other Services fee	700,000.00	0.00	700,000.00
22511	Employee Training	700,000.00	0.00	700,000.00
22520	Production Materials and Programme Expenses	7,546,188.64	0.00	7,546,188.64
22522	Program Expenses	7,249,150.64	0.00	7,249,150.64
22529	Other Program Expenses	297,038.00	0.00	297,038.00
22610	Monitoring, Evaluation & Travelling Expenses	963,266.00	0.00	963,266.00
22611	Monitoring & Evaluation Expenses	402,896.00	0.00	402,896.00
22612	Travelling Expenses	560,370.00	0.00	560,370.00
22710	Miscellaneous	3,425,618.57	0.00	3,425,618.57
22711	Miscellaneous	3,425,618.57	0.00	3,425,618.57
216	Office of the Attorney General	483,718,397.50	0.00	483,718,397.50
	Recurrent	483,718,397.50	0.00	483,718,397.50
21110	Wages and salaries in cash	333,070,244.85	0.00	333,070,244.85
21111	Salary	233,275,448.33	0.00	233,275,448.33
21112	Local Allowances	9,246,163.81	0.00	9,246,163.81
21113	Dearness Allowance	8,586,349.42	0.00	8,586,349.42
21119	Other Allowance	81,962,283.29	0.00	81,962,283.29
21120	Wages and salaries in kind	6,017,552.00	0.00	6,017,552.00
21121	Clothing	5,887,575.00	0.00	5,887,575.00
21123	Medical Expense	129,977.00	0.00	129,977.00
22110	Utilities	15,331,075.54	0.00	15,331,075.54
22111	Water and Electricity	7,116,604.32	0.00	7,116,604.32
22112	Communication	8,214,471.22	0.00	8,214,471.22
22120	Rent	7,666,102.00	0.00	7,666,102.00
22121	House Rent	7,641,702.00	0.00	7,641,702.00
22122	Other Rent	24,400.00	0.00	24,400.00
22210	Operation & Maintenance of Capital Assets	18,881,086.04	0.00	18,881,086.04
22211	Fuel and Oil - Vehicles	8,946,794.72	0.00	8,946,794.72
22212	Operation & Maintenance	9,410,632.26	0.00	9,410,632.26
22213	Insurance	523,659.06	0.00	523,659.06
22310	Office Materials & Services	16,835,505.42	0.00	16,835,505.42
22311	General Office Expenses	15,711,995.42	0.00	15,711,995.42
22313	Books and Materials	150,000.00	0.00	150,000.00
22314	Fuel and Oil - For Administrative Purposes	973,510.00	0.00	973,510.00
22410	Consultancy and Other Services fee	50,602,132.16	0.00	50,602,132.16
22411	Consultancy and Services Expenses	200,950.00	0.00	200,950.00
22412	Other Service Fee	50,401,182.16	0.00	50,401,182.16
22510	Consultancy and Other Services fee	3,700,000.00	0.00	3,700,000.00
22512	Skill Development and Awareness Training Program	3,700,000.00	0.00	3,700,000.00
22520	Production Materials and Programme Expenses	6,214,019.00	0.00	6,214,019.00
22522	Program Expenses	6,214,019.00	0.00	6,214,019.00
22610	Monitoring, Evaluation & Travelling Expenses	11,066,684.00	0.00	11,066,684.00
22611	Monitoring & Evaluation Expenses	8,305,529.00	0.00	8,305,529.00
22612	Travelling Expenses	2,761,155.00	0.00	2,761,155.00
22710	Miscellaneous	7,526,944.00	0.00	7,526,944.00
22711	Miscellaneous	7,526,944.00	0.00	7,526,944.00
27310	Retirement Benefits	6,807,052.49	0.00	6,807,052.49

Financial Comptroller General Office
Economic Code wise Aggregate Expenditure (Recurrent)

Fiscal Year 2015/16 (2072/73)

Ministry/Economic Code		Cash	Non Cash	Total Expenditure	
	27312	Gratuity	148,138.05	0.00	148,138.05
	27313	Accumulated Leave	3,113,078.00	0.00	3,113,078.00
	27314	Medical Facility	3,545,836.44	0.00	3,545,836.44
218		Council of Justice	43,211,723.00	0.00	43,211,723.00
		Recurrent	43,211,723.00	0.00	43,211,723.00
	21110	Wages and salaries in cash	18,329,541.00	0.00	18,329,541.00
	21111	Salary	14,483,269.00	0.00	14,483,269.00
	21113	Dearness Allowance	472,108.00	0.00	472,108.00
	21119	Other Allowance	3,374,164.00	0.00	3,374,164.00
	21120	Wages and salaries in kind	165,610.00	0.00	165,610.00
	21121	Clothing	202,500.00	0.00	202,500.00
	21123	Medical Expense	-36,890.00	0.00	-36,890.00
	22110	Utilities	853,806.00	0.00	853,806.00
	22111	Water and Electricity	218,856.00	0.00	218,856.00
	22112	Communication	634,950.00	0.00	634,950.00
	22120	Rent	1,173,940.00	0.00	1,173,940.00
	22121	House Rent	1,173,940.00	0.00	1,173,940.00
	22210	Operation & Maintenance of Capital Assets	2,864,254.00	0.00	2,864,254.00
	22211	Fuel and Oil - Vehicles	1,620,736.00	0.00	1,620,736.00
	22212	Operation & Maintenance	1,060,000.00	0.00	1,060,000.00
	22213	Insurance	183,518.00	0.00	183,518.00
	22310	Office Materials & Services	2,656,992.00	0.00	2,656,992.00
	22311	General Office Expenses	2,656,992.00	0.00	2,656,992.00
	22410	Consultancy and Other Services fee	1,680,540.00	0.00	1,680,540.00
	22412	Other Service Fee	1,680,540.00	0.00	1,680,540.00
	22520	Production Materials and Programme Expenses	12,572,462.00	0.00	12,572,462.00
	22522	Program Expenses	11,648,690.00	0.00	11,648,690.00
	22529	Other Program Expenses	923,772.00	0.00	923,772.00
	22610	Monitoring, Evaluation & Travelling Expenses	488,429.00	0.00	488,429.00
	22611	Monitoring & Evaluation Expenses	399,209.00	0.00	399,209.00
	22612	Travelling Expenses	89,220.00	0.00	89,220.00
	22710	Miscellaneous	1,289,937.00	0.00	1,289,937.00
	22711	Miscellaneous	1,289,937.00	0.00	1,289,937.00
	27310	Retirement Benefits	1,136,212.00	0.00	1,136,212.00
	27313	Accumulated Leave	568,106.00	0.00	568,106.00
	27314	Medical Facility	568,106.00	0.00	568,106.00
301		Prime Minister and Council of Minister's Office	23,031,785,092.70	0.00	23,031,785,092.70
		Recurrent	23,031,785,092.70	0.00	23,031,785,092.70
	21110	Wages and salaries in cash	315,912,521.93	0.00	315,912,521.93
	21111	Salary	247,277,618.02	0.00	247,277,618.02
	21112	Local Allowances	1,323,470.00	0.00	1,323,470.00
	21113	Dearness Allowance	8,814,277.35	0.00	8,814,277.35
	21119	Other Allowance	58,497,156.56	0.00	58,497,156.56
	21120	Wages and salaries in kind	8,399,363.65	0.00	8,399,363.65
	21121	Clothing	4,838,508.00	0.00	4,838,508.00
	21122	Fooding	2,003,112.65	0.00	2,003,112.65
	21123	Medical Expense	1,557,743.00	0.00	1,557,743.00
	22110	Utilities	19,253,160.65	0.00	19,253,160.65

Financial Comptroller General Office
Economic Code wise Aggregate Expenditure (Recurrent)

Fiscal Year 2015/16 (2072/73)

Ministry/Economic Code		Cash	Non Cash	Total Expenditure
22111	Water and Electricity	12,108,245.79	0.00	12,108,245.79
22112	Communication	7,144,914.86	0.00	7,144,914.86
22120	Rent	13,425,124.20	0.00	13,425,124.20
22121	House Rent	11,705,235.20	0.00	11,705,235.20
22122	Other Rent	1,719,889.00	0.00	1,719,889.00
22210	Operation & Maintenance of Capital Assets	57,994,077.68	0.00	57,994,077.68
22211	Fuel and Oil - Vehicles	30,374,964.28	0.00	30,374,964.28
22212	Operation & Maintenance	25,359,293.05	0.00	25,359,293.05
22213	Insurance	2,259,820.35	0.00	2,259,820.35
22310	Office Materials & Services	49,257,259.60	0.00	49,257,259.60
22311	General Office Expenses	47,787,261.60	0.00	47,787,261.60
22313	Books and Materials	246,002.00	0.00	246,002.00
22314	Fuel and Oil - For Administrative Purposes	1,223,996.00	0.00	1,223,996.00
22320	Repair and Maintenance of Public Property	9,974,105.00	0.00	9,974,105.00
22321	Repair and Maintenance of Public Property	9,974,105.00	0.00	9,974,105.00
22410	Consultancy and Other Services fee	45,495,668.62	0.00	45,495,668.62
22411	Consultancy and Services Expenses	17,365,398.00	0.00	17,365,398.00
22412	Other Service Fee	28,130,270.62	0.00	28,130,270.62
22510	Consultancy and Other Services fee	12,611,019.00	0.00	12,611,019.00
22511	Employee Training	1,079,750.00	0.00	1,079,750.00
22512	Skill Development and Awareness Training Program	11,531,269.00	0.00	11,531,269.00
22520	Production Materials and Programme Expenses	496,237,750.00	0.00	496,237,750.00
22521	Production Materials/Services	2,212,938.00	0.00	2,212,938.00
22522	Program Expenses	493,976,652.00	0.00	493,976,652.00
22529	Other Program Expenses	48,160.00	0.00	48,160.00
22610	Monitoring, Evaluation & Travelling Expenses	64,261,966.00	0.00	64,261,966.00
22611	Monitoring & Evaluation Expenses	51,060,436.00	0.00	51,060,436.00
22612	Travelling Expenses	6,729,063.00	0.00	6,729,063.00
22613	Travelling Expenses of VIPs & Delegations	4,869,496.00	0.00	4,869,496.00
22614	Other Travelling Expenses	1,602,971.00	0.00	1,602,971.00
22710	Miscellaneous	37,437,101.00	0.00	37,437,101.00
22711	Miscellaneous	37,437,101.00	0.00	37,437,101.00
26410	Recurrent Grant	7,244,286,651.65	0.00	7,244,286,651.65
26411	Unconditional Recurrent Grant to Government Agencies, Committees & Boards	85,310.00	0.00	85,310.00
26412	Conditional Recurrent Grant to Government Agencies, Committees & Boards	94,591,341.65	0.00	94,591,341.65
26413	Unconditional Recurrent Grant to Other Institutions & Individuals	7,149,610,000.00	0.00	7,149,610,000.00
26420	Capital Grant	14,634,668,522.97	0.00	14,634,668,522.97
26422	Conditional Recurrent Grant to Government Agencies, Committees & Boards	665,000.00	0.00	665,000.00
26423	Unconditional Capital Grant to Other Institutions & Individuals	14,634,003,522.97	0.00	14,634,003,522.97
27310	Retirement Benefits	22,292,295.75	0.00	22,292,295.75
27312	Gratuity	253,135.67	0.00	253,135.67
27313	Accumulated Leave	11,193,465.83	0.00	11,193,465.83
27314	Medical Facility	10,845,694.25	0.00	10,845,694.25
28210	Refunds	278,505.00	0.00	278,505.00
28213	Other Refund	278,505.00	0.00	278,505.00
305	Ministry of Finance	35,488,841,756.10	15,207,419.29	35,504,049,175.39
	Recurrent	35,488,841,756.10	15,207,419.29	35,504,049,175.39

Financial Comptroller General Office
Economic Code wise Aggregate Expenditure (Recurrent)

Fiscal Year 2015/16 (2072/73)

Ministry/Economic Code	Cash	Non Cash	Total Expenditure
21110 Wages and salaries in cash	1,582,442,952.81	0.00	1,582,442,952.81
21111 Salary	1,201,714,312.91	0.00	1,201,714,312.91
21112 Local Allowances	18,909,276.63	0.00	18,909,276.63
21113 Dearness Allowance	44,814,979.57	0.00	44,814,979.57
21114 Field Allowance	43,000.00	0.00	43,000.00
21119 Other Allowance	316,961,383.70	0.00	316,961,383.70
21120 Wages and salaries in kind	35,198,803.00	0.00	35,198,803.00
21121 Clothing	30,244,273.00	0.00	30,244,273.00
21122 Fooding	35,520.00	0.00	35,520.00
21123 Medical Expense	4,919,010.00	0.00	4,919,010.00
22110 Utilities	98,508,739.66	0.00	98,508,739.66
22111 Water and Electricity	50,009,420.61	0.00	50,009,420.61
22112 Communication	48,499,319.05	0.00	48,499,319.05
22120 Rent	90,958,579.97	0.00	90,958,579.97
22121 House Rent	89,709,933.97	0.00	89,709,933.97
22122 Other Rent	1,248,646.00	0.00	1,248,646.00
22210 Operation & Maintenance of Capital Assets	159,899,453.29	0.00	159,899,453.29
22211 Fuel and Oil - Vehicles	74,293,302.78	0.00	74,293,302.78
22212 Operation & Maintenance	81,388,995.70	0.00	81,388,995.70
22213 Insurance	4,217,154.81	0.00	4,217,154.81
22310 Office Materials & Services	216,376,589.96	0.00	216,376,589.96
22311 General Office Expenses	201,813,520.65	0.00	201,813,520.65
22313 Books and Materials	231,021.00	0.00	231,021.00
22314 Fuel and Oil - For Administrative Purposes	14,332,048.31	0.00	14,332,048.31
22320 Repair and Maintenance of Public Property	2,293,931.80	0.00	2,293,931.80
22321 Repair and Maintenance of Public Property	2,293,931.80	0.00	2,293,931.80
22410 Consultancy and Other Services fee	222,293,511.70	10,376,786.79	232,670,298.49
22411 Consultancy and Services Expenses	43,639,722.70	10,376,786.79	54,016,509.49
22412 Other Service Fee	178,653,789.00	0.00	178,653,789.00
22510 Consultancy and Other Services fee	46,750,314.84	4,457,632.50	51,207,947.34
22511 Employee Training	19,322,803.60	0.00	19,322,803.60
22512 Skill Development and Awareness Training Program	27,427,511.24	4,457,632.50	31,885,143.74
22520 Production Materials and Programme Expenses	160,809,512.69	373,000.00	161,182,512.69
22522 Program Expenses	153,588,101.39	373,000.00	153,961,101.39
22529 Other Program Expenses	7,221,411.30	0.00	7,221,411.30
22610 Monitoring, Evaluation & Travelling Expenses	87,107,060.14	0.00	87,107,060.14
22611 Monitoring & Evaluation Expenses	40,850,077.00	0.00	40,850,077.00
22612 Travelling Expenses	46,256,983.14	0.00	46,256,983.14
22710 Miscellaneous	5,127,781,456.81	0.00	5,127,781,456.81
22711 Miscellaneous	5,127,781,456.81	0.00	5,127,781,456.81
25110 Operating Subsidy - Non-Financial Public Corporations	174,522,495.58	0.00	174,522,495.58
25111 Operating Subsidy - Non-Financial Corporations	7,092,495.58	0.00	7,092,495.58
25112 Capital Subsidy - Non-Financial Corporations	167,430,000.00	0.00	167,430,000.00
25210 Subsidies to Non-Financial Enterprises	75,812,000.00	0.00	75,812,000.00
25212 Capital Subsidies to Non-Financial Private Enterprises	75,812,000.00	0.00	75,812,000.00
26210 International Membership Fee & Assistance	183,833,985.05	0.00	183,833,985.05
26211 International Membership Fee & Assistance	183,833,985.05	0.00	183,833,985.05
26410 Recurrent Grant	47,868,044.06	0.00	47,868,044.06
26411 Unconditional Recurrent Grant to Government	13,400,000.00	0.00	13,400,000.00

Government of Nepal

Ministry of Finance

Financial Comptroller General Office
Economic Code wise Aggregate Expenditure (Recurrent)

Fiscal Year 2015/16 (2072/73)

Ministry/Economic Code	Cash	Non Cash	Total Expenditure
Agencies, Committees & Boards			
26412	34,468,044.06	0.00	34,468,044.06
Agencies, Committees & Boards			
27310	27,099,935,149.74	0.00	27,099,935,149.74
27311	26,927,274,971.00	0.00	26,927,274,971.00
27312	1,992,474.44	0.00	1,992,474.44
27313	53,156,053.89	0.00	53,156,053.89
27314	65,086,650.41	0.00	65,086,650.41
27315	52,425,000.00	0.00	52,425,000.00
28210	76,449,175.00	0.00	76,449,175.00
28213	76,449,175.00	0.00	76,449,175.00
29710	0.00	0.00	0.00
29711	0.00	0.00	0.00
307	1,341,245,653.19	0.00	1,341,245,653.19
Ministry of Industry			
	1,341,245,653.19	0.00	1,341,245,653.19
Recurrent			
21110	401,762,899.14	0.00	401,762,899.14
21111	373,727,071.72	0.00	373,727,071.72
21112	8,352,021.77	0.00	8,352,021.77
21113	13,297,161.81	0.00	13,297,161.81
21119	6,386,643.84	0.00	6,386,643.84
21120	10,738,964.00	0.00	10,738,964.00
21121	9,037,005.00	0.00	9,037,005.00
21123	1,701,959.00	0.00	1,701,959.00
22110	17,107,196.72	0.00	17,107,196.72
22111	10,203,349.79	0.00	10,203,349.79
22112	6,903,846.93	0.00	6,903,846.93
22120	8,942,261.13	0.00	8,942,261.13
22121	7,835,645.13	0.00	7,835,645.13
22122	1,106,616.00	0.00	1,106,616.00
22210	27,293,542.17	0.00	27,293,542.17
22211	13,219,049.21	0.00	13,219,049.21
22212	12,955,503.51	0.00	12,955,503.51
22213	1,118,989.45	0.00	1,118,989.45
22310	29,516,311.24	0.00	29,516,311.24
22311	26,874,697.97	0.00	26,874,697.97
22313	133,165.50	0.00	133,165.50
22314	2,508,447.77	0.00	2,508,447.77
22320	500,680.00	0.00	500,680.00
22321	500,680.00	0.00	500,680.00
22410	52,829,501.16	0.00	52,829,501.16
22411	9,560,393.79	0.00	9,560,393.79
22412	43,269,107.37	0.00	43,269,107.37
22510	234,353,337.04	0.00	234,353,337.04
22511	119,991.16	0.00	119,991.16
22512	234,233,345.88	0.00	234,233,345.88
Program			
22520	54,431,924.18	0.00	54,431,924.18
22521	100,005.00	0.00	100,005.00
22522	47,315,143.55	0.00	47,315,143.55

Government of Nepal

Ministry of Finance

Financial Comptroller General Office
Economic Code wise Aggregate Expenditure (Recurrent)

Fiscal Year 2015/16 (2072/73)

Ministry/Economic Code	Cash	Non Cash	Total Expenditure
22529 Other Program Expenses	7,016,775.63	0.00	7,016,775.63
22610 Monitoring, Evaluation & Travelling Expenses	31,670,255.00	0.00	31,670,255.00
22611 Monitoring & Evaluation Expenses	24,715,614.00	0.00	24,715,614.00
22612 Travelling Expenses	6,863,951.00	0.00	6,863,951.00
22613 Travelling Expenses of VIPs & Delegations	90,690.00	0.00	90,690.00
22710 Miscellaneous	5,634,415.29	0.00	5,634,415.29
22711 Miscellaneous	5,634,415.29	0.00	5,634,415.29
26410 Recurrent Grant	344,000,000.00	0.00	344,000,000.00
26413 Unconditional Recurrent Grant to Other Institutions & Individuals	344,000,000.00	0.00	344,000,000.00
27310 Retirement Benefits	50,195,767.12	0.00	50,195,767.12
27312 Gratuity	20,855,483.00	0.00	20,855,483.00
27313 Accumulated Leave	14,009,749.74	0.00	14,009,749.74
27314 Medical Facility	15,330,534.38	0.00	15,330,534.38
28210 Refunds	72,268,599.00	0.00	72,268,599.00
28213 Other Refund	72,268,599.00	0.00	72,268,599.00
308 Ministry of Energy	355,636,409.51	42,045,520.00	397,681,929.51
Recurrent	355,636,409.51	42,045,520.00	397,681,929.51
21110 Wages and salaries in cash	85,389,222.76	40,449,024.00	125,838,246.76
21111 Salary	74,500,042.78	40,449,024.00	114,949,066.78
21112 Local Allowances	153,306.00	0.00	153,306.00
21113 Dearness Allowance	2,289,047.56	0.00	2,289,047.56
21119 Other Allowance	8,446,826.42	0.00	8,446,826.42
21120 Wages and salaries in kind	1,602,135.00	0.00	1,602,135.00
21121 Clothing	1,477,500.00	0.00	1,477,500.00
21123 Medical Expense	124,635.00	0.00	124,635.00
22110 Utilities	7,055,133.39	0.00	7,055,133.39
22111 Water and Electricity	4,726,268.19	0.00	4,726,268.19
22112 Communication	2,328,865.20	0.00	2,328,865.20
22120 Rent	13,758,353.00	0.00	13,758,353.00
22121 House Rent	11,797,550.00	0.00	11,797,550.00
22122 Other Rent	1,960,803.00	0.00	1,960,803.00
22210 Operation & Maintenance of Capital Assets	15,588,148.63	0.00	15,588,148.63
22211 Fuel and Oil - Vehicles	7,879,710.83	0.00	7,879,710.83
22212 Operation & Maintenance	7,321,369.15	0.00	7,321,369.15
22213 Insurance	387,068.65	0.00	387,068.65
22310 Office Materials & Services	14,919,924.57	0.00	14,919,924.57
22311 General Office Expenses	14,417,614.57	0.00	14,417,614.57
22313 Books and Materials	29,953.00	0.00	29,953.00
22314 Fuel and Oil - For Administrative Purposes	472,357.00	0.00	472,357.00
22320 Repair and Maintenance of Public Property	578,097.00	0.00	578,097.00
22321 Repair and Maintenance of Public Property	578,097.00	0.00	578,097.00
22410 Consultancy and Other Services fee	29,608,782.24	0.00	29,608,782.24
22411 Consultancy and Services Expenses	3,135,347.01	0.00	3,135,347.01
22412 Other Service Fee	26,473,435.23	0.00	26,473,435.23
22510 Consultancy and Other Services fee	2,676,763.00	0.00	2,676,763.00
22511 Employee Training	20,000.00	0.00	20,000.00
22512 Skill Development and Awareness Training Program	2,656,763.00	0.00	2,656,763.00
22520 Production Materials and Programme Expenses	166,100,479.58	0.00	166,100,479.58

Government of Nepal

Ministry of Finance

Financial Comptroller General Office
Economic Code wise Aggregate Expenditure (Recurrent)

Fiscal Year 2015/16 (2072/73)

Ministry/Economic Code		Cash	Non Cash	Total Expenditure
22522	Program Expenses	166,043,499.58	0.00	166,043,499.58
22529	Other Program Expenses	56,980.00	0.00	56,980.00
22610	Monitoring, Evaluation & Travelling Expenses	9,472,608.00	1,596,496.00	11,069,104.00
22611	Monitoring & Evaluation Expenses	7,457,660.00	0.00	7,457,660.00
22612	Travelling Expenses	2,014,948.00	1,596,496.00	3,611,444.00
22710	Miscellaneous	4,825,974.78	0.00	4,825,974.78
22711	Miscellaneous	4,825,974.78	0.00	4,825,974.78
27310	Retirement Benefits	4,060,787.56	0.00	4,060,787.56
27313	Accumulated Leave	2,158,860.00	0.00	2,158,860.00
27314	Medical Facility	1,901,927.56	0.00	1,901,927.56
311	Ministry of Law, Justice, Constituent Assembly and Recurrent	110,681,855.49	0.00	110,681,855.49
21110	Wages and salaries in cash	33,934,924.55	0.00	33,934,924.55
21111	Salary	31,474,933.30	0.00	31,474,933.30
21113	Dearness Allowance	1,079,887.75	0.00	1,079,887.75
21119	Other Allowance	1,380,103.50	0.00	1,380,103.50
21120	Wages and salaries in kind	1,356,863.00	0.00	1,356,863.00
21121	Clothing	681,600.00	0.00	681,600.00
21123	Medical Expense	675,263.00	0.00	675,263.00
22110	Utilities	2,387,790.30	0.00	2,387,790.30
22111	Water and Electricity	1,688,062.90	0.00	1,688,062.90
22112	Communication	699,727.40	0.00	699,727.40
22120	Rent	772,605.00	0.00	772,605.00
22121	House Rent	772,605.00	0.00	772,605.00
22210	Operation & Maintenance of Capital Assets	5,279,356.81	0.00	5,279,356.81
22211	Fuel and Oil - Vehicles	2,822,614.60	0.00	2,822,614.60
22212	Operation & Maintenance	2,056,363.21	0.00	2,056,363.21
22213	Insurance	400,379.00	0.00	400,379.00
22310	Office Materials & Services	3,333,357.25	0.00	3,333,357.25
22311	General Office Expenses	3,138,248.45	0.00	3,138,248.45
22313	Books and Materials	194,702.00	0.00	194,702.00
22314	Fuel and Oil - For Administrative Purposes	406.80	0.00	406.80
22410	Consultancy and Other Services fee	6,324,105.87	0.00	6,324,105.87
22411	Consultancy and Services Expenses	592,118.87	0.00	592,118.87
22412	Other Service Fee	5,731,987.00	0.00	5,731,987.00
22510	Consultancy and Other Services fee	9,802,000.00	0.00	9,802,000.00
22511	Employee Training	9,802,000.00	0.00	9,802,000.00
22520	Production Materials and Programme Expenses	16,841,937.30	0.00	16,841,937.30
22522	Program Expenses	2,332,146.20	0.00	2,332,146.20
22529	Other Program Expenses	14,509,791.10	0.00	14,509,791.10
22610	Monitoring, Evaluation & Travelling Expenses	1,843,988.91	0.00	1,843,988.91
22611	Monitoring & Evaluation Expenses	613,808.00	0.00	613,808.00
22612	Travelling Expenses	1,230,180.91	0.00	1,230,180.91
22710	Miscellaneous	2,257,985.50	0.00	2,257,985.50
22711	Miscellaneous	2,257,985.50	0.00	2,257,985.50
26410	Recurrent Grant	22,150,000.00	0.00	22,150,000.00
26411	Unconditional Recurrent Grant to Government Agencies, Committees & Boards	17,650,000.00	0.00	17,650,000.00
26412	Conditional Recurrent Grant to Government Agencies, Committees & Boards	4,500,000.00	0.00	4,500,000.00
27310	Retirement Benefits	4,396,941.00	0.00	4,396,941.00

Government of Nepal

Ministry of Finance

Financial Comptroller General Office Economic Code wise Aggregate Expenditure (Recurrent)

Fiscal Year 2015/16 (2072/73)

Ministry/Economic Code		Cash	Non Cash	Total Expenditure
27312	Gratuity	609,008.00	0.00	609,008.00
27313	Accumulated Leave	1,837,191.00	0.00	1,837,191.00
27314	Medical Facility	1,950,742.00	0.00	1,950,742.00
312	Ministry of Agriculture Development	16,351,061,419.71	812,131,929.38	17,163,193,349.09
	Recurrent	16,351,061,419.71	812,131,929.38	17,163,193,349.09
21110	Wages and salaries in cash	1,358,478,455.71	0.00	1,358,478,455.71
21111	Salary	1,231,904,681.18	0.00	1,231,904,681.18
21112	Local Allowances	15,658,420.04	0.00	15,658,420.04
21113	Dearness Allowance	44,608,330.66	0.00	44,608,330.66
21114	Field Allowance	1,163,579.00	0.00	1,163,579.00
21119	Other Allowance	65,143,444.83	0.00	65,143,444.83
21120	Wages and salaries in kind	70,091,064.81	0.00	70,091,064.81
21121	Clothing	30,675,914.00	0.00	30,675,914.00
21123	Medical Expense	39,415,150.81	0.00	39,415,150.81
22110	Utilities	97,438,867.69	808,625.03	98,247,492.72
22111	Water and Electricity	65,848,422.15	386,037.53	66,234,459.68
22112	Communication	31,590,445.54	422,587.50	32,013,033.04
22120	Rent	29,985,485.29	0.00	29,985,485.29
22121	House Rent	26,812,485.04	0.00	26,812,485.04
22122	Other Rent	3,173,000.25	0.00	3,173,000.25
22210	Operation & Maintenance of Capital Assets	277,555,903.14	2,808,597.32	280,364,500.46
22211	Fuel and Oil - Vehicles	127,482,422.58	1,143,098.13	128,625,520.71
22212	Operation & Maintenance	141,305,450.77	1,665,499.19	142,970,949.96
22213	Insurance	8,768,029.79	0.00	8,768,029.79
22310	Office Materials & Services	219,878,326.28	2,324,490.55	222,202,816.83
22311	General Office Expenses	156,990,903.68	2,324,490.55	159,315,394.23
22312	Feedds for Animals & Birds	47,506,095.25	0.00	47,506,095.25
22313	Books and Materials	1,556,480.00	0.00	1,556,480.00
22314	Fuel and Oil - For Administrative Purposes	13,824,847.35	0.00	13,824,847.35
22320	Repair and Maintenance of Public Property	50,338,978.32	0.00	50,338,978.32
22321	Repair and Maintenance of Public Property	50,338,978.32	0.00	50,338,978.32
22410	Consultancy and Other Services fee	352,163,549.08	450,098,152.34	802,261,701.42
22411	Consultancy and Services Expenses	210,096,762.47	450,098,152.34	660,194,914.81
22412	Other Service Fee	142,066,786.61	0.00	142,066,786.61
22510	Consultancy and Other Services fee	429,263,236.13	33,589,749.39	462,852,985.52
22511	Employee Training	47,779,454.52	9,037,680.75	56,817,135.27
22512	Skill Development and Awareness Training Program	381,483,781.61	24,552,068.64	406,035,850.25
22520	Production Materials and Programme Expenses	2,337,004,833.79	55,071,198.56	2,392,076,032.35
22521	Production Materials/Services	729,727,311.46	46,143,797.50	775,871,108.96
22522	Program Expenses	1,546,603,982.08	2,944,122.70	1,549,548,104.78
22529	Other Program Expenses	60,673,540.25	5,983,278.36	66,656,818.61
22530	Medicines	4,093,628.50	0.00	4,093,628.50
22531	Medicine Purchases	4,093,628.50	0.00	4,093,628.50
22610	Monitoring, Evaluation & Travelling Expenses	407,335,308.15	7,864,761.30	415,200,069.45
22611	Monitoring & Evaluation Expenses	224,304,293.00	7,700,861.30	232,005,154.30
22612	Travelling Expenses	182,374,840.15	163,900.00	182,538,740.15
22614	Other Travelling Expenses	656,175.00	0.00	656,175.00
22710	Miscellaneous	37,191,549.41	449,014.00	37,640,563.41

Government of Nepal

Ministry of Finance

Financial Comptroller General Office
Economic Code wise Aggregate Expenditure (Recurrent)

Fiscal Year 2015/16 (2072/73)

Ministry/Economic Code	Cash	Non Cash	Total Expenditure	
22711	Miscellaneous	37,191,549.41	449,014.00	37,640,563.41
25110	Operating Subsidy - Non-Financial Public Corporations	14,957,988.00	0.00	14,957,988.00
25111	Operating Subsidy - Non-Financial Corporations	14,957,988.00	0.00	14,957,988.00
25210	Subsidies to Non-Financial Enterprises	207,474,897.00	0.00	207,474,897.00
25211	Operating Subsidies to Non-Financial Private Enterprises	131,313,698.00	0.00	131,313,698.00
25212	Capital Subsidies to Non-Financial Private Enterprises	76,161,199.00	0.00	76,161,199.00
26210	International Membership Fee& Assistance	1,217,121.95	0.00	1,217,121.95
26211	International Membership Fee& Assistance	1,217,121.95	0.00	1,217,121.95
26310	Recurrent Grant to Local Body	1,122,546,461.22	0.00	1,122,546,461.22
26312	Conditional Recurrent Grant to Local Bodies	1,122,546,461.22	0.00	1,122,546,461.22
26320	Capital Grant to Local Body	138,482,784.38	0.00	138,482,784.38
26322	Conditional Capital Grant to Local Bodies	138,482,784.38	0.00	138,482,784.38
26410	Recurrent Grant	7,609,851,604.02	259,117,340.89	7,868,968,944.91
26411	Unconditional Recurrent Grant to Government Agencies, Committees & Boards	1,800,000.00	0.00	1,800,000.00
26412	Conditional Recurrent Grant to Government Agencies, Committees & Boards	5,795,743,705.64	0.00	5,795,743,705.64
26413	Unconditional Recurrent Grant to Other Institutions & Individuals	1,812,307,898.38	259,117,340.89	2,071,425,239.27
26420	Capital Grant	1,218,678,297.96	0.00	1,218,678,297.96
26422	Conditional Recurrent Grant to Government Agencies, Committees & Boards	10,000,000.00	0.00	10,000,000.00
26423	Unconditional Capital Grant to Other Institutions & Individuals	1,208,678,297.96	0.00	1,208,678,297.96
27210	Scholarships	12,779,880.00	0.00	12,779,880.00
27211	Scholarships	12,779,880.00	0.00	12,779,880.00
27310	Retirement Benefits	354,081,711.88	0.00	354,081,711.88
27311	Pensions and Disability Allowance	140,000,000.00	0.00	140,000,000.00
27312	Gratuity	5,178,365.62	0.00	5,178,365.62
27313	Accumulated Leave	104,244,568.96	0.00	104,244,568.96
27314	Medical Facility	103,658,777.30	0.00	103,658,777.30
27315	Deceased Staff Assistance	1,000,000.00	0.00	1,000,000.00
28140	Land Rent	171,487.00	0.00	171,487.00
28141	Land Rent	171,487.00	0.00	171,487.00
314	Ministry of Home	39,241,142,023.01	0.00	39,241,142,023.01
	Recurrent	39,241,142,023.01	0.00	39,241,142,023.01
21110	Wages and salaries in cash	25,220,882,998.87	0.00	25,220,882,998.87
21111	Salary	23,513,178,519.74	0.00	23,513,178,519.74
21112	Local Allowances	268,946,981.34	0.00	268,946,981.34
21113	Dearness Allowance	1,236,570,485.86	0.00	1,236,570,485.86
21119	Other Allowance	202,187,011.93	0.00	202,187,011.93
21120	Wages and salaries in kind	7,463,488,392.45	0.00	7,463,488,392.45
21121	Clothing	736,257,493.86	0.00	736,257,493.86
21122	Fooding	6,693,770,800.80	0.00	6,693,770,800.80
21123	Medical Expense	33,460,097.79	0.00	33,460,097.79
22110	Utilities	412,479,654.17	0.00	412,479,654.17
22111	Water and Electricity	292,210,936.27	0.00	292,210,936.27
22112	Communication	120,268,717.90	0.00	120,268,717.90
22120	Rent	108,681,422.51	0.00	108,681,422.51
22121	House Rent	78,125,781.89	0.00	78,125,781.89
22122	Other Rent	30,555,640.62	0.00	30,555,640.62
22210	Operation & Maintenance of Capital Assets	1,031,863,513.64	0.00	1,031,863,513.64

Government of Nepal

Ministry of Finance

Financial Comptroller General Office
Economic Code wise Aggregate Expenditure (Recurrent)

Fiscal Year 2015/16 (2072/73)

Ministry/Economic Code	Cash	Non Cash	Total Expenditure
22211 Fuel and Oil - Vehicles	709,746,400.54	0.00	709,746,400.54
22212 Operation & Maintenance	289,180,475.23	0.00	289,180,475.23
22213 Insurance	32,936,637.87	0.00	32,936,637.87
22310 Office Materials & Services	439,497,330.26	0.00	439,497,330.26
22311 General Office Expenses	381,336,508.74	0.00	381,336,508.74
22312 Feedds for Animals & Birds	19,120,459.61	0.00	19,120,459.61
22313 Books and Materials	677,051.62	0.00	677,051.62
22314 Fuel and Oil - For Administrative Purposes	38,363,310.29	0.00	38,363,310.29
22320 Repair and Maintenance of Public Property	1,826,511.86	0.00	1,826,511.86
22321 Repair and Maintenance of Public Property	1,826,511.86	0.00	1,826,511.86
22410 Consultancy and Other Services fee	204,842,722.16	0.00	204,842,722.16
22411 Consultancy and Services Expenses	15,401,982.14	0.00	15,401,982.14
22412 Other Service Fee	189,440,740.02	0.00	189,440,740.02
22510 Consultancy and Other Services fee	191,883,626.68	0.00	191,883,626.68
22511 Employee Training	174,339,275.68	0.00	174,339,275.68
22512 Skill Development and Awareness Training Program	17,544,351.00	0.00	17,544,351.00
22520 Production Materials and Programme Expenses	110,788,655.84	0.00	110,788,655.84
22522 Program Expenses	75,427,852.50	0.00	75,427,852.50
22529 Other Program Expenses	35,360,803.34	0.00	35,360,803.34
22530 Medicines	194,650,028.31	0.00	194,650,028.31
22531 Medicine Purchases	194,650,028.31	0.00	194,650,028.31
22610 Monitoring,Evaluation & Travelling Expenses	526,288,995.62	0.00	526,288,995.62
22611 Monitoring & Evaluation Expenses	244,234,718.95	0.00	244,234,718.95
22612 Travelling Expenses	271,163,200.67	0.00	271,163,200.67
22614 Other Travelling Expenses	10,891,076.00	0.00	10,891,076.00
22710 Miscellaneous	274,217,948.15	0.00	274,217,948.15
22711 Miscellaneous	274,217,948.15	0.00	274,217,948.15
26320 Capital Grant to Local Body	58,175,000.00	0.00	58,175,000.00
26321 Unconditional Capital Grant to Local Bodies	58,175,000.00	0.00	58,175,000.00
26410 Recurrent Grant	538,335,536.86	0.00	538,335,536.86
26411 Unconditional Recurrent Grant to Government Agencies,Committees & Boards	157,107,330.86	0.00	157,107,330.86
26412 Conditional Recurrent Grant to Government Agencies,Committees & Boards	257,102,931.00	0.00	257,102,931.00
26413 Unconditional Recurrent Grant to Other Institutions & Individuals	124,125,275.00	0.00	124,125,275.00
27110 Social Security	687,612,461.68	0.00	687,612,461.68
27111 Conditional Social Security Subsidy	687,612,461.68	0.00	687,612,461.68
27112 Other Unconditional Social Assistance	0.00	0.00	0.00
27210 Scholarships	43,025,498.00	0.00	43,025,498.00
27211 Scholarships	43,025,498.00	0.00	43,025,498.00
27310 Retirement Benefits	1,727,534,118.95	0.00	1,727,534,118.95
27311 Pensions and Disability Allowance	0.00	0.00	0.00
27312 Gratuity	163,329,541.89	0.00	163,329,541.89
27313 Accumulated Leave	648,852,894.77	0.00	648,852,894.77
27314 Medical Facility	912,351,682.29	0.00	912,351,682.29
27315 Deceased Staff Assistance	3,000,000.00	0.00	3,000,000.00
28210 Refunds	5,067,607.00	0.00	5,067,607.00
28212 Judicial Refund	5,067,607.00	0.00	5,067,607.00
325 Ministry of Culture, Tourism and Civil Aviation	1,634,366,990.91	0.00	1,634,366,990.91
Recurrent	1,634,366,990.91	0.00	1,634,366,990.91

Government of Nepal

Ministry of Finance

Financial Comptroller General Office Economic Code wise Aggregate Expenditure (Recurrent)

Fiscal Year 2015/16 (2072/73)

Ministry/Economic Code	Cash	Non Cash	Total Expenditure
21110 Wages and salaries in cash	260,541,126.99	0.00	260,541,126.99
21111 Salary	245,843,042.70	0.00	245,843,042.70
21112 Local Allowances	1,572,826.60	0.00	1,572,826.60
21113 Dearness Allowance	10,332,226.69	0.00	10,332,226.69
21119 Other Allowance	2,793,031.00	0.00	2,793,031.00
21120 Wages and salaries in kind	18,462,464.05	0.00	18,462,464.05
21121 Clothing	5,316,000.00	0.00	5,316,000.00
21122 Fooding	13,146,464.05	0.00	13,146,464.05
21123 Medical Expense	0.00	0.00	0.00
22110 Utilities	14,082,870.56	0.00	14,082,870.56
22111 Water and Electricity	11,682,750.65	0.00	11,682,750.65
22112 Communication	2,400,119.91	0.00	2,400,119.91
22120 Rent	3,764,465.00	0.00	3,764,465.00
22121 House Rent	3,763,465.00	0.00	3,763,465.00
22122 Other Rent	1,000.00	0.00	1,000.00
22210 Operation & Maintenance of Capital Assets	13,719,290.41	0.00	13,719,290.41
22211 Fuel and Oil - Vehicles	6,053,811.23	0.00	6,053,811.23
22212 Operation & Maintenance	6,246,749.38	0.00	6,246,749.38
22213 Insurance	1,418,729.80	0.00	1,418,729.80
22310 Office Materials & Services	13,467,119.98	0.00	13,467,119.98
22311 General Office Expenses	12,407,009.98	0.00	12,407,009.98
22312 Feedds for Animals & Birds	15,000.00	0.00	15,000.00
22313 Books and Materials	548,935.00	0.00	548,935.00
22314 Fuel and Oil - For Administrative Purposes	496,175.00	0.00	496,175.00
22320 Repair and Maintenance of Public Property	2,241,450.46	0.00	2,241,450.46
22321 Repair and Maintenance of Public Property	2,241,450.46	0.00	2,241,450.46
22410 Consultancy and Other Services fee	27,936,127.87	0.00	27,936,127.87
22411 Consultancy and Services Expenses	5,390,883.24	0.00	5,390,883.24
22412 Other Service Fee	22,545,244.63	0.00	22,545,244.63
22510 Consultancy and Other Services fee	4,731,750.11	0.00	4,731,750.11
22511 Employee Training	711,116.80	0.00	711,116.80
22512 Skill Development and Awareness Training Program	4,020,633.31	0.00	4,020,633.31
22520 Production Materials and Programme Expenses	46,682,147.20	0.00	46,682,147.20
22521 Production Materials/Services	999,999.99	0.00	999,999.99
22522 Program Expenses	43,369,294.39	0.00	43,369,294.39
22529 Other Program Expenses	2,312,852.82	0.00	2,312,852.82
22610 Monitoring, Evaluation & Travelling Expenses	14,998,114.50	0.00	14,998,114.50
22611 Monitoring & Evaluation Expenses	7,666,764.50	0.00	7,666,764.50
22612 Travelling Expenses	7,232,375.00	0.00	7,232,375.00
22613 Travelling Expenses of VIPs & Delegations	98,975.00	0.00	98,975.00
22710 Miscellaneous	3,382,233.00	0.00	3,382,233.00
22711 Miscellaneous	3,382,233.00	0.00	3,382,233.00
26320 Capital Grant to Local Body	23,826,609.00	0.00	23,826,609.00
26322 Conditional Capital Grant to Local Bodies	23,826,609.00	0.00	23,826,609.00
26410 Recurrent Grant	310,705,748.10	0.00	310,705,748.10
26411 Unconditional Recurrent Grant to Government Agencies, Committees & Boards	193,277,000.00	0.00	193,277,000.00
26412 Conditional Recurrent Grant to Government Agencies, Committees & Boards	112,505,598.10	0.00	112,505,598.10
26413 Unconditional Recurrent Grant to Other	4,923,150.00	0.00	4,923,150.00

Government of Nepal

Ministry of Finance

Financial Comptroller General Office Economic Code wise Aggregate Expenditure (Recurrent)

Fiscal Year 2015/16 (2072/73)

Ministry/Economic Code	Cash	Non Cash	Total Expenditure
Institutions & Individuals			
26420	862,873,745.00	0.00	862,873,745.00
26422	836,405,631.00	0.00	836,405,631.00
	Capital Grant		
	Conditional Recurrent Grant to Government Agencies, Committees & Boards		
26423	26,468,114.00	0.00	26,468,114.00
	Unconditional Capital Grant to Other Institutions & Individuals		
27310	12,951,728.68	0.00	12,951,728.68
27312	2,256,042.55	0.00	2,256,042.55
	Retirement Benefits		
27313	4,195,495.01	0.00	4,195,495.01
	Accumulated Leave		
27314	6,500,191.12	0.00	6,500,191.12
	Medical Facility		
326	3,482,406,618.83	0.00	3,482,406,618.83
	Ministry of Foreign Affairs		
	Recurrent		
21110	717,072,411.97	0.00	717,072,411.97
21111	170,717,608.02	0.00	170,717,608.02
	Wages and salaries in cash		
21113	4,638,795.00	0.00	4,638,795.00
	Dearness Allowance		
21119	541,716,008.95	0.00	541,716,008.95
	Other Allowance		
21120	169,612,620.00	0.00	169,612,620.00
21121	2,845,500.00	0.00	2,845,500.00
	Wages and salaries in kind		
21123	166,767,120.00	0.00	166,767,120.00
	Medical Expense		
22110	145,277,746.55	0.00	145,277,746.55
22111	90,734,359.86	0.00	90,734,359.86
	Utilities		
22112	54,543,386.69	0.00	54,543,386.69
	Water and Electricity		
22120	703,296,000.00	0.00	703,296,000.00
22121	703,296,000.00	0.00	703,296,000.00
	Rent		
22210	112,635,615.96	0.00	112,635,615.96
22211	46,744,932.92	0.00	46,744,932.92
	Operation & Maintenance of Capital Assets		
22212	34,728,337.00	0.00	34,728,337.00
	Operation & Maintenance		
22213	31,162,346.04	0.00	31,162,346.04
	Insurance		
22310	867,810,025.99	0.00	867,810,025.99
22311	867,688,325.99	0.00	867,688,325.99
	Office Materials & Services		
22313	117,500.00	0.00	117,500.00
	General Office Expenses		
22314	4,200.00	0.00	4,200.00
	Fuel and Oil - For Administrative Purposes		
22410	366,769,520.49	0.00	366,769,520.49
22411	125,587.01	0.00	125,587.01
	Consultancy and Other Services fee		
22412	366,643,933.48	0.00	366,643,933.48
	Consultancy and Services Expenses		
22510	34,566.00	0.00	34,566.00
22511	34,566.00	0.00	34,566.00
	Employee Training		
22520	60,736,668.00	0.00	60,736,668.00
22522	60,736,668.00	0.00	60,736,668.00
	Production Materials and Programme Expenses		
22610	198,121,871.21	0.00	198,121,871.21
22611	44,856,874.36	0.00	44,856,874.36
	Monitoring, Evaluation & Travelling Expenses		
22612	124,077,973.81	0.00	124,077,973.81
	Monitoring & Evaluation Expenses		
22613	29,187,023.04	0.00	29,187,023.04
	Travelling Expenses		
22710	81,338,147.91	0.00	81,338,147.91
22711	81,338,147.91	0.00	81,338,147.91
	Miscellaneous		
26410	20,360,656.63	0.00	20,360,656.63
26411	17,284,644.63	0.00	17,284,644.63
	Recurrent Grant		
26412	3,076,012.00	0.00	3,076,012.00
	Unconditional Recurrent Grant to Government Agencies, Committees & Boards		
27310	39,340,768.12	0.00	39,340,768.12
27312	32,571,036.00	0.00	32,571,036.00
	Retirement Benefits		
	Gratuity		

Government of Nepal

Ministry of Finance

Financial Comptroller General Office
Economic Code wise Aggregate Expenditure (Recurrent)

Fiscal Year 2015/16 (2072/73)

Ministry/Economic Code		Cash	Non Cash	Total Expenditure	
	27313	Accumulated Leave	3,541,017.67	0.00	3,541,017.67
	27314	Medical Facility	3,228,714.45	0.00	3,228,714.45
329		Ministry of Forestry and Soil Conservation	4,353,502,162.70	83,483,407.45	4,436,985,570.15
		Recurrent	4,353,502,162.70	83,483,407.45	4,436,985,570.15
	21110	Wages and salaries in cash	2,397,526,567.83	346,832.00	2,397,873,399.83
	21111	Salary	2,226,844,457.80	0.00	2,226,844,457.80
	21112	Local Allowances	57,420,851.02	0.00	57,420,851.02
	21113	Dearness Allowance	97,800,181.75	0.00	97,800,181.75
	21119	Other Allowance	15,461,077.26	346,832.00	15,807,909.26
	21120	Wages and salaries in kind	476,422,508.22	0.00	476,422,508.22
	21121	Clothing	61,566,433.65	0.00	61,566,433.65
	21122	Fooding	405,551,379.56	0.00	405,551,379.56
	21123	Medical Expense	9,304,695.01	0.00	9,304,695.01
	22110	Utilities	39,278,496.10	0.00	39,278,496.10
	22111	Water and Electricity	21,838,606.73	0.00	21,838,606.73
	22112	Communication	17,439,889.37	0.00	17,439,889.37
	22120	Rent	25,056,176.00	0.00	25,056,176.00
	22121	House Rent	23,875,056.00	0.00	23,875,056.00
	22122	Other Rent	1,181,120.00	0.00	1,181,120.00
	22210	Operation & Maintenance of Capital Assets	85,059,342.88	3,831,889.00	88,891,231.88
	22211	Fuel and Oil - Vehicles	41,233,057.03	1,582,164.00	42,815,221.03
	22212	Operation & Maintenance	40,846,161.75	2,249,725.00	43,095,886.75
	22213	Insurance	2,980,124.10	0.00	2,980,124.10
	22310	Office Materials & Services	85,342,920.23	2,699,400.81	88,042,321.04
	22311	General Office Expenses	54,114,214.91	2,699,400.81	56,813,615.72
	22312	Feedds for Animals & Birds	27,991,415.82	0.00	27,991,415.82
	22313	Books and Materials	848,042.00	0.00	848,042.00
	22314	Fuel and Oil - For Administrative Purposes	2,389,247.50	0.00	2,389,247.50
	22320	Repair and Maintenance of Public Property	52,296,213.01	0.00	52,296,213.01
	22321	Repair and Maintenance of Public Property	52,296,213.01	0.00	52,296,213.01
	22410	Consultancy and Other Services fee	179,828,381.96	48,183,478.19	228,011,860.15
	22411	Consultancy and Services Expenses	59,888,100.48	48,183,478.19	108,071,578.67
	22412	Other Service Fee	119,940,281.48	0.00	119,940,281.48
	22510	Consultancy and Other Services fee	124,638,208.00	3,881,994.60	128,520,202.60
	22511	Employee Training	20,610,612.50	0.00	20,610,612.50
	22512	Skill Development and Awareness Training Program	104,027,595.50	3,881,994.60	107,909,590.10
	22520	Production Materials and Programme Expenses	269,968,453.00	13,799,663.96	283,768,116.96
	22521	Production Materials/Services	11,756,391.00	0.00	11,756,391.00
	22522	Program Expenses	256,220,339.00	13,799,663.96	270,020,002.96
	22529	Other Program Expenses	1,991,723.00	0.00	1,991,723.00
	22530	Medicines	2,889,576.00	0.00	2,889,576.00
	22531	Medicine Purchases	2,889,576.00	0.00	2,889,576.00
	22610	Monitoring, Evaluation & Travelling Expenses	87,785,451.70	871,315.44	88,656,767.14
	22611	Monitoring & Evaluation Expenses	65,461,724.70	871,315.44	66,333,040.14
	22612	Travelling Expenses	22,323,727.00	0.00	22,323,727.00
	22710	Miscellaneous	10,040,632.00	7,928,633.45	17,969,265.45
	22711	Miscellaneous	10,040,632.00	7,928,633.45	17,969,265.45
	26410	Recurrent Grant	199,173,743.44	0.00	199,173,743.44

Government of Nepal

Ministry of Finance

Financial Comptroller General Office Economic Code wise Aggregate Expenditure (Recurrent)

Fiscal Year 2015/16 (2072/73)

Ministry/Economic Code		Cash	Non Cash	Total Expenditure
26411	Unconditional Recurrent Grant to Government Agencies, Committees & Boards	1,091,585.00	0.00	1,091,585.00
26412	Conditional Recurrent Grant to Government Agencies, Committees & Boards	170,465,152.44	0.00	170,465,152.44
26413	Unconditional Recurrent Grant to Other Institutions & Individuals	27,617,006.00	0.00	27,617,006.00
26420	Capital Grant	43,228,132.00	0.00	43,228,132.00
26423	Unconditional Capital Grant to Other Institutions & Individuals	43,228,132.00	0.00	43,228,132.00
27210	Scholarships	1,795,000.00	1,940,200.00	3,735,200.00
27211	Scholarships	1,795,000.00	1,940,200.00	3,735,200.00
27310	Retirement Benefits	271,794,690.33	0.00	271,794,690.33
27312	Gratuity	15,819,307.94	0.00	15,819,307.94
27313	Accumulated Leave	108,985,924.49	0.00	108,985,924.49
27314	Medical Facility	145,989,457.90	0.00	145,989,457.90
27315	Deceased Staff Assistance	1,000,000.00	0.00	1,000,000.00
28210	Refunds	1,377,670.00	0.00	1,377,670.00
28212	Judicial Refund	1,300,000.00	0.00	1,300,000.00
28213	Other Refund	77,670.00	0.00	77,670.00
330	Ministry of Commerce and Supply	949,640,494.59	0.00	949,640,494.59
	Recurrent	949,640,494.59	0.00	949,640,494.59
21110	Wages and salaries in cash	86,438,092.81	0.00	86,438,092.81
21111	Salary	81,513,004.36	0.00	81,513,004.36
21113	Dearness Allowance	2,860,301.64	0.00	2,860,301.64
21119	Other Allowance	2,064,786.81	0.00	2,064,786.81
21120	Wages and salaries in kind	3,206,520.00	0.00	3,206,520.00
21121	Clothing	1,950,000.00	0.00	1,950,000.00
21123	Medical Expense	1,256,520.00	0.00	1,256,520.00
22110	Utilities	4,281,521.04	0.00	4,281,521.04
22111	Water and Electricity	2,723,260.63	0.00	2,723,260.63
22112	Communication	1,558,260.41	0.00	1,558,260.41
22120	Rent	2,737,824.00	0.00	2,737,824.00
22121	House Rent	2,737,824.00	0.00	2,737,824.00
22210	Operation & Maintenance of Capital Assets	8,193,264.08	0.00	8,193,264.08
22211	Fuel and Oil - Vehicles	4,138,539.47	0.00	4,138,539.47
22212	Operation & Maintenance	3,575,411.28	0.00	3,575,411.28
22213	Insurance	479,313.33	0.00	479,313.33
22310	Office Materials & Services	9,495,786.72	0.00	9,495,786.72
22311	General Office Expenses	9,492,986.72	0.00	9,492,986.72
22314	Fuel and Oil - For Administrative Purposes	2,800.00	0.00	2,800.00
22410	Consultancy and Other Services fee	18,623,630.95	0.00	18,623,630.95
22411	Consultancy and Services Expenses	10,017,013.33	0.00	10,017,013.33
22412	Other Service Fee	8,606,617.62	0.00	8,606,617.62
22510	Consultancy and Other Services fee	11,925,034.65	0.00	11,925,034.65
22511	Employee Training	1,831,471.10	0.00	1,831,471.10
22512	Skill Development and Awareness Training Program	10,093,563.55	0.00	10,093,563.55
22520	Production Materials and Programme Expenses	308,187,148.25	0.00	308,187,148.25
22521	Production Materials/Services	700,000.00	0.00	700,000.00
22522	Program Expenses	282,040,438.25	0.00	282,040,438.25
22529	Other Program Expenses	25,446,710.00	0.00	25,446,710.00
22610	Monitoring, Evaluation & Travelling Expenses	19,595,992.19	0.00	19,595,992.19

Financial Comptroller General Office
Economic Code wise Aggregate Expenditure (Recurrent)

Fiscal Year 2015/16 (2072/73)

Ministry/Economic Code	Cash	Non Cash	Total Expenditure	
22611	Monitoring & Evaluation Expenses	15,639,416.00	0.00	15,639,416.00
22612	Travelling Expenses	3,956,576.19	0.00	3,956,576.19
22710	Miscellaneous	2,761,815.40	0.00	2,761,815.40
22711	Miscellaneous	2,761,815.40	0.00	2,761,815.40
25110	Operating Subsidy - Non-Financial Public Corporations	463,999,000.00	0.00	463,999,000.00
25111	Operating Subsidy - Non-Financial Corporations	459,999,000.00	0.00	459,999,000.00
25112	Capital Subsidy - Non-Financial Corporations	4,000,000.00	0.00	4,000,000.00
27310	Retirement Benefits	10,194,864.50	0.00	10,194,864.50
27312	Gratuity	6,605,865.92	0.00	6,605,865.92
27313	Accumulated Leave	2,034,778.00	0.00	2,034,778.00
27314	Medical Facility	1,554,220.58	0.00	1,554,220.58
331	Ministry of Environment, Science and Technology	3,964,292,787.17	588,457,390.25	4,552,750,177.42
	Recurrent	3,964,292,787.17	588,457,390.25	4,552,750,177.42
21110	Wages and salaries in cash	199,623,394.14	0.00	199,623,394.14
21111	Salary	188,487,334.64	0.00	188,487,334.64
21112	Local Allowances	375,270.00	0.00	375,270.00
21113	Dearness Allowance	5,759,494.00	0.00	5,759,494.00
21119	Other Allowance	5,001,295.50	0.00	5,001,295.50
21120	Wages and salaries in kind	7,706,587.19	0.00	7,706,587.19
21121	Clothing	3,791,447.00	0.00	3,791,447.00
21123	Medical Expense	3,915,140.19	0.00	3,915,140.19
22110	Utilities	38,256,745.21	0.00	38,256,745.21
22111	Water and Electricity	25,232,546.09	0.00	25,232,546.09
22112	Communication	13,024,199.12	0.00	13,024,199.12
22120	Rent	22,351,109.00	14,000.00	22,365,109.00
22121	House Rent	22,351,109.00	0.00	22,351,109.00
22122	Other Rent	0.00	14,000.00	14,000.00
22210	Operation & Maintenance of Capital Assets	19,568,370.20	132,355.00	19,700,725.20
22211	Fuel and Oil - Vehicles	9,472,917.79	31,424.00	9,504,341.79
22212	Operation & Maintenance	8,578,346.56	98,326.00	8,676,672.56
22213	Insurance	1,517,105.85	2,605.00	1,519,710.85
22310	Office Materials & Services	24,315,859.81	599,783.00	24,915,642.81
22311	General Office Expenses	22,813,891.00	599,783.00	23,413,674.00
22313	Books and Materials	60,720.10	0.00	60,720.10
22314	Fuel and Oil - For Administrative Purposes	1,441,248.71	0.00	1,441,248.71
22320	Repair and Maintenance of Public Property	1,588,645.00	0.00	1,588,645.00
22321	Repair and Maintenance of Public Property	1,588,645.00	0.00	1,588,645.00
22410	Consultancy and Other Services fee	102,344,913.10	67,981,596.16	170,326,509.26
22411	Consultancy and Services Expenses	40,700,073.66	67,318,826.16	108,018,899.82
22412	Other Service Fee	61,644,839.44	662,770.00	62,307,609.44
22510	Consultancy and Other Services fee	23,958,204.52	0.00	23,958,204.52
22511	Employee Training	3,015,877.65	0.00	3,015,877.65
22512	Skill Development and Awareness Training Program	20,942,326.87	0.00	20,942,326.87
22520	Production Materials and Programme Expenses	518,782,994.09	195,788,344.09	714,571,338.18
22522	Program Expenses	516,304,793.09	195,788,344.09	712,093,137.18
22529	Other Program Expenses	2,478,201.00	0.00	2,478,201.00
22610	Monitoring, Evaluation & Travelling Expenses	10,658,915.42	314,465.00	10,973,380.42
22611	Monitoring & Evaluation Expenses	8,496,182.65	314,465.00	8,810,647.65

Government of Nepal

Ministry of Finance

Financial Comptroller General Office Economic Code wise Aggregate Expenditure (Recurrent)

Fiscal Year 2015/16 (2072/73)

Ministry/Economic Code		Cash	Non Cash	Total Expenditure
22612	Travelling Expenses	1,963,720.77	0.00	1,963,720.77
22614	Other Travelling Expenses	199,012.00	0.00	199,012.00
22710	Miscellaneous	2,937,054.61	199,894.00	3,136,948.61
22711	Miscellaneous	2,937,054.61	199,894.00	3,136,948.61
26320	Capital Grant to Local Body	43,257,411.00	0.00	43,257,411.00
26322	Conditional Capital Grant to Local Bodies	43,257,411.00	0.00	43,257,411.00
26410	Recurrent Grant	644,000.00	0.00	644,000.00
26411	Unconditional Recurrent Grant to Government Agencies, Committees & Boards	644,000.00	0.00	644,000.00
26420	Capital Grant	2,928,619,194.00	323,426,953.00	3,252,046,147.00
26423	Unconditional Capital Grant to Other Institutions & Individuals	2,928,619,194.00	323,426,953.00	3,252,046,147.00
27310	Retirement Benefits	17,989,389.88	0.00	17,989,389.88
27311	Pensions and Disability Allowance	8,480,809.04	0.00	8,480,809.04
27312	Gratuity	341,826.38	0.00	341,826.38
27313	Accumulated Leave	4,577,494.37	0.00	4,577,494.37
27314	Medical Facility	4,589,260.09	0.00	4,589,260.09
28210	Refunds	1,690,000.00	0.00	1,690,000.00
28213	Other Refund	1,690,000.00	0.00	1,690,000.00
336	Ministry of Land Reforms and Management	2,913,421,892.77	0.00	2,913,421,892.77
	Recurrent	2,913,421,892.77	0.00	2,913,421,892.77
21110	Wages and salaries in cash	1,449,105,418.43	0.00	1,449,105,418.43
21111	Salary	1,298,256,099.40	0.00	1,298,256,099.40
21112	Local Allowances	31,993,063.19	0.00	31,993,063.19
21113	Dearness Allowance	53,235,522.35	0.00	53,235,522.35
21114	Field Allowance	11,088,651.40	0.00	11,088,651.40
21119	Other Allowance	54,532,082.09	0.00	54,532,082.09
21120	Wages and salaries in kind	39,401,220.00	0.00	39,401,220.00
21121	Clothing	34,759,029.00	0.00	34,759,029.00
21123	Medical Expense	4,642,191.00	0.00	4,642,191.00
22110	Utilities	39,560,309.57	0.00	39,560,309.57
22111	Water and Electricity	21,819,040.53	0.00	21,819,040.53
22112	Communication	17,741,269.04	0.00	17,741,269.04
22120	Rent	64,697,988.50	0.00	64,697,988.50
22121	House Rent	64,358,505.50	0.00	64,358,505.50
22122	Other Rent	339,483.00	0.00	339,483.00
22210	Operation & Maintenance of Capital Assets	70,138,015.39	0.00	70,138,015.39
22211	Fuel and Oil - Vehicles	31,771,622.87	0.00	31,771,622.87
22212	Operation & Maintenance	36,835,489.67	0.00	36,835,489.67
22213	Insurance	1,530,902.85	0.00	1,530,902.85
22310	Office Materials & Services	131,906,001.04	0.00	131,906,001.04
22311	General Office Expenses	126,060,117.04	0.00	126,060,117.04
22313	Books and Materials	368,459.00	0.00	368,459.00
22314	Fuel and Oil - For Administrative Purposes	5,477,425.00	0.00	5,477,425.00
22320	Repair and Maintenance of Public Property	931,958.65	0.00	931,958.65
22321	Repair and Maintenance of Public Property	931,958.65	0.00	931,958.65
22410	Consultancy and Other Services fee	395,790,157.75	0.00	395,790,157.75
22411	Consultancy and Services Expenses	224,606,994.00	0.00	224,606,994.00
22412	Other Service Fee	171,183,163.75	0.00	171,183,163.75
22510	Consultancy and Other Services fee	19,575,003.64	0.00	19,575,003.64

Government of Nepal

Ministry of Finance

Financial Comptroller General Office
Economic Code wise Aggregate Expenditure (Recurrent)

Fiscal Year 2015/16 (2072/73)

Ministry/Economic Code		Cash	Non Cash	Total Expenditure
22511	Employee Training	5,358,766.54	0.00	5,358,766.54
22512	Skill Development and Awareness Training Program	14,216,237.10	0.00	14,216,237.10
22520	Production Materials and Programme Expenses	137,829,361.58	0.00	137,829,361.58
22521	Production Materials/Services	61,001,338.60	0.00	61,001,338.60
22522	Program Expenses	58,798,791.00	0.00	58,798,791.00
22529	Other Program Expenses	18,029,231.98	0.00	18,029,231.98
22610	Monitoring, Evaluation & Travelling Expenses	78,132,467.50	0.00	78,132,467.50
22611	Monitoring & Evaluation Expenses	32,507,125.00	0.00	32,507,125.00
22612	Travelling Expenses	45,625,342.50	0.00	45,625,342.50
22710	Miscellaneous	18,172,104.35	0.00	18,172,104.35
22711	Miscellaneous	18,172,104.35	0.00	18,172,104.35
26210	International Membership Fee & Assistance	144,553.00	0.00	144,553.00
26211	International Membership Fee & Assistance	144,553.00	0.00	144,553.00
26410	Recurrent Grant	303,503,294.00	0.00	303,503,294.00
26411	Unconditional Recurrent Grant to Government Agencies, Committees & Boards	715,000.00	0.00	715,000.00
26412	Conditional Recurrent Grant to Government Agencies, Committees & Boards	1,000,000.00	0.00	1,000,000.00
26413	Unconditional Recurrent Grant to Other Institutions & Individuals	301,788,294.00	0.00	301,788,294.00
27210	Scholarships	7,609,838.06	0.00	7,609,838.06
27211	Scholarships	7,609,838.06	0.00	7,609,838.06
27310	Retirement Benefits	156,878,970.31	0.00	156,878,970.31
27312	Gratuity	2,604,540.00	0.00	2,604,540.00
27313	Accumulated Leave	69,295,549.90	0.00	69,295,549.90
27314	Medical Facility	84,924,310.41	0.00	84,924,310.41
27315	Deceased Staff Assistance	54,570.00	0.00	54,570.00
28210	Refunds	45,231.00	0.00	45,231.00
28213	Other Refund	45,231.00	0.00	45,231.00
337	Ministry of Physical Planning, Works and Transport	5,861,001,465.89	1,483,492.59	5,862,484,958.48
	Recurrent	5,861,001,465.89	1,483,492.59	5,862,484,958.48
21110	Wages and salaries in cash	920,974,632.28	0.00	920,974,632.28
21111	Salary	862,611,761.47	0.00	862,611,761.47
21112	Local Allowances	15,184,779.38	0.00	15,184,779.38
21113	Dearness Allowance	33,334,012.43	0.00	33,334,012.43
21119	Other Allowance	9,844,079.00	0.00	9,844,079.00
21120	Wages and salaries in kind	22,995,262.00	0.00	22,995,262.00
21121	Clothing	21,676,750.00	0.00	21,676,750.00
21123	Medical Expense	1,318,512.00	0.00	1,318,512.00
22110	Utilities	25,861,215.23	0.00	25,861,215.23
22111	Water and Electricity	12,394,247.92	0.00	12,394,247.92
22112	Communication	13,466,967.31	0.00	13,466,967.31
22120	Rent	47,819,884.68	0.00	47,819,884.68
22121	House Rent	47,819,884.68	0.00	47,819,884.68
22210	Operation & Maintenance of Capital Assets	64,997,567.57	0.00	64,997,567.57
22211	Fuel and Oil - Vehicles	30,476,613.49	0.00	30,476,613.49
22212	Operation & Maintenance	30,806,131.02	0.00	30,806,131.02
22213	Insurance	3,714,823.06	0.00	3,714,823.06
22310	Office Materials & Services	76,570,655.69	0.00	76,570,655.69
22311	General Office Expenses	76,465,020.69	0.00	76,465,020.69

Financial Comptroller General Office
Economic Code wise Aggregate Expenditure (Recurrent)

Fiscal Year 2015/16 (2072/73)

Ministry/Economic Code		Cash	Non Cash	Total Expenditure
22314	Fuel and Oil - For Administrative Purposes	105,635.00	0.00	105,635.00
22410	Consultancy and Other Services fee	156,718,156.68	0.00	156,718,156.68
22411	Consultancy and Services Expenses	48,352,671.90	0.00	48,352,671.90
22412	Other Service Fee	108,365,484.78	0.00	108,365,484.78
22510	Consultancy and Other Services fee	7,724,279.16	1,483,492.59	9,207,771.75
22511	Employee Training	5,092,974.95	239,122.13	5,332,097.08
22512	Skill Development and Awareness Training Program	2,631,304.21	1,244,370.46	3,875,674.67
22520	Production Materials and Programme Expenses	15,473,519.00	0.00	15,473,519.00
22522	Program Expenses	15,473,519.00	0.00	15,473,519.00
22610	Monitoring, Evaluation & Travelling Expenses	20,619,660.00	0.00	20,619,660.00
22611	Monitoring & Evaluation Expenses	15,979,118.00	0.00	15,979,118.00
22612	Travelling Expenses	4,640,542.00	0.00	4,640,542.00
22710	Miscellaneous	5,146,291.49	0.00	5,146,291.49
22711	Miscellaneous	5,146,291.49	0.00	5,146,291.49
26410	Recurrent Grant	25,511,159.00	0.00	25,511,159.00
26411	Unconditional Recurrent Grant to Government Agencies, Committees & Boards	25,000,000.00	0.00	25,000,000.00
26412	Conditional Recurrent Grant to Government Agencies, Committees & Boards	511,159.00	0.00	511,159.00
26420	Capital Grant	4,374,154,000.00	0.00	4,374,154,000.00
26421	Unconditional Capital Grant to Government Agencies, Committees & Boards	4,374,154,000.00	0.00	4,374,154,000.00
27310	Retirement Benefits	95,545,483.11	0.00	95,545,483.11
27312	Gratuity	2,766,008.58	0.00	2,766,008.58
27313	Accumulated Leave	42,984,214.53	0.00	42,984,214.53
27314	Medical Facility	49,795,260.00	0.00	49,795,260.00
28210	Refunds	889,700.00	0.00	889,700.00
28213	Other Refund	889,700.00	0.00	889,700.00
29610	Civil Works - Construction	0.00	0.00	0.00
29611	Civil Works - Construction	0.00	0.00	0.00
340	Ministry of Women, Children & Social Welfare	1,726,564,166.80	22,825,972.18	1,749,390,138.98
	Recurrent	1,726,564,166.80	22,825,972.18	1,749,390,138.98
21110	Wages and salaries in cash	323,999,585.74	0.00	323,999,585.74
21111	Salary	293,699,106.50	0.00	293,699,106.50
21112	Local Allowances	15,122,191.00	0.00	15,122,191.00
21113	Dearness Allowance	12,083,934.24	0.00	12,083,934.24
21119	Other Allowance	3,094,354.00	0.00	3,094,354.00
21120	Wages and salaries in kind	20,479,822.92	0.00	20,479,822.92
21121	Clothing	11,877,572.00	0.00	11,877,572.00
21122	Fooding	8,455,250.92	0.00	8,455,250.92
21123	Medical Expense	147,000.00	0.00	147,000.00
22110	Utilities	8,066,167.12	0.00	8,066,167.12
22111	Water and Electricity	4,283,896.08	0.00	4,283,896.08
22112	Communication	3,782,271.04	0.00	3,782,271.04
22120	Rent	16,843,778.50	0.00	16,843,778.50
22121	House Rent	16,841,778.50	0.00	16,841,778.50
22122	Other Rent	2,000.00	0.00	2,000.00
22210	Operation & Maintenance of Capital Assets	14,663,567.50	0.00	14,663,567.50
22211	Fuel and Oil - Vehicles	8,352,213.50	0.00	8,352,213.50
22212	Operation & Maintenance	6,152,264.00	0.00	6,152,264.00
22213	Insurance	159,090.00	0.00	159,090.00

Government of Nepal

Ministry of Finance

Financial Comptroller General Office
Economic Code wise Aggregate Expenditure (Recurrent)

Fiscal Year 2015/16 (2072/73)

Ministry/Economic Code	Cash	Non Cash	Total Expenditure
22310 Office Materials & Services	15,994,331.17	0.00	15,994,331.17
22311 General Office Expenses	13,457,074.17	0.00	13,457,074.17
22313 Books and Materials	362,064.00	0.00	362,064.00
22314 Fuel and Oil - For Administrative Purposes	2,175,193.00	0.00	2,175,193.00
22320 Repair and Maintenance of Public Property	56,500.00	0.00	56,500.00
22321 Repair and Maintenance of Public Property	56,500.00	0.00	56,500.00
22410 Consultancy and Other Services fee	29,420,027.00	0.00	29,420,027.00
22411 Consultancy and Services Expenses	1,333,413.00	0.00	1,333,413.00
22412 Other Service Fee	28,086,614.00	0.00	28,086,614.00
22510 Consultancy and Other Services fee	448,805,687.00	0.00	448,805,687.00
22511 Employee Training	11,628,217.00	0.00	11,628,217.00
22512 Skill Development and Awareness Training Program	437,177,470.00	0.00	437,177,470.00
22520 Production Materials and Programme Expenses	238,290,843.19	0.00	238,290,843.19
22522 Program Expenses	236,487,135.19	0.00	236,487,135.19
22529 Other Program Expenses	1,803,708.00	0.00	1,803,708.00
22530 Medicines	999,136.00	0.00	999,136.00
22531 Medicine Purchases	999,136.00	0.00	999,136.00
22610 Monitoring, Evaluation & Travelling Expenses	25,182,124.00	0.00	25,182,124.00
22611 Monitoring & Evaluation Expenses	19,481,154.00	0.00	19,481,154.00
22612 Travelling Expenses	5,700,970.00	0.00	5,700,970.00
22710 Miscellaneous	3,430,894.00	0.00	3,430,894.00
22711 Miscellaneous	3,430,894.00	0.00	3,430,894.00
26320 Capital Grant to Local Body	2,000,000.00	0.00	2,000,000.00
26322 Conditional Capital Grant to Local Bodies	2,000,000.00	0.00	2,000,000.00
26410 Recurrent Grant	412,251,507.65	22,825,972.18	435,077,479.83
26411 Unconditional Recurrent Grant to Government Agencies, Committees & Boards	0.00	12,342,249.74	12,342,249.74
26412 Conditional Recurrent Grant to Government Agencies, Committees & Boards	97,865,304.57	10,483,722.44	108,349,027.01
26413 Unconditional Recurrent Grant to Other Institutions & Individuals	314,386,203.08	0.00	314,386,203.08
26420 Capital Grant	150,432,667.05	0.00	150,432,667.05
26422 Conditional Recurrent Grant to Government Agencies, Committees & Boards	10,726,744.17	0.00	10,726,744.17
26423 Unconditional Capital Grant to Other Institutions & Individuals	139,705,922.88	0.00	139,705,922.88
27310 Retirement Benefits	15,647,527.96	0.00	15,647,527.96
27312 Gratuity	1,703,591.06	0.00	1,703,591.06
27313 Accumulated Leave	6,110,590.33	0.00	6,110,590.33
27314 Medical Facility	7,833,346.57	0.00	7,833,346.57
343 Ministry of Youth and Sports	1,828,892,059.73	0.00	1,828,892,059.73
Recurrent	1,828,892,059.73	0.00	1,828,892,059.73
21110 Wages and salaries in cash	15,591,729.42	0.00	15,591,729.42
21111 Salary	14,425,904.42	0.00	14,425,904.42
21113 Dearness Allowance	480,010.00	0.00	480,010.00
21119 Other Allowance	685,815.00	0.00	685,815.00
21120 Wages and salaries in kind	307,500.00	0.00	307,500.00
21121 Clothing	307,500.00	0.00	307,500.00
22110 Utilities	565,688.00	0.00	565,688.00
22111 Water and Electricity	269,987.00	0.00	269,987.00
22112 Communication	295,701.00	0.00	295,701.00
22120 Rent	700.00	0.00	700.00
22122 Other Rent	700.00	0.00	700.00

Government of Nepal

Ministry of Finance

Financial Comptroller General Office
Economic Code wise Aggregate Expenditure (Recurrent)

Fiscal Year 2015/16 (2072/73)

Ministry/Economic Code	Cash	Non Cash	Total Expenditure
22210	3,949,605.00	0.00	3,949,605.00
22211	1,812,974.00	0.00	1,812,974.00
22212	1,475,622.00	0.00	1,475,622.00
22213	661,009.00	0.00	661,009.00
22310	2,383,783.94	0.00	2,383,783.94
22311	2,383,783.94	0.00	2,383,783.94
22410	3,297,382.63	0.00	3,297,382.63
22411	113,000.00	0.00	113,000.00
22412	3,184,382.63	0.00	3,184,382.63
22510	367,860.00	0.00	367,860.00
22512	367,860.00	0.00	367,860.00
22520	84,925,883.33	0.00	84,925,883.33
22522	84,925,883.33	0.00	84,925,883.33
22610	4,681,120.00	0.00	4,681,120.00
22611	2,250,005.00	0.00	2,250,005.00
22612	2,431,115.00	0.00	2,431,115.00
22710	818,952.00	0.00	818,952.00
22711	818,952.00	0.00	818,952.00
26410	829,472,393.88	0.00	829,472,393.88
26411	8,950,000.00	0.00	8,950,000.00
26412	816,066,245.88	0.00	816,066,245.88
26413	4,456,148.00	0.00	4,456,148.00
26420	881,696,000.00	0.00	881,696,000.00
26422	10,900,000.00	0.00	10,900,000.00
26423	870,796,000.00	0.00	870,796,000.00
27310	833,461.53	0.00	833,461.53
27312	213,638.53	0.00	213,638.53
27313	201,293.00	0.00	201,293.00
27314	418,530.00	0.00	418,530.00
345	33,759,717,936.59	0.00	33,759,717,936.59
Ministry of Defence	33,759,717,936.59	0.00	33,759,717,936.59
Recurrent	33,759,717,936.59	0.00	33,759,717,936.59
21110	22,741,689,576.97	0.00	22,741,689,576.97
21111	20,836,517,211.11	0.00	20,836,517,211.11
21112	199,675,160.44	0.00	199,675,160.44
21113	1,106,613,089.58	0.00	1,106,613,089.58
21119	598,884,115.84	0.00	598,884,115.84
21120	5,958,155,225.53	0.00	5,958,155,225.53
21121	906,874,516.65	0.00	906,874,516.65
21122	5,018,499,298.87	0.00	5,018,499,298.87
21123	32,781,410.01	0.00	32,781,410.01
22110	210,648,300.15	0.00	210,648,300.15
22111	174,462,786.87	0.00	174,462,786.87
22112	36,185,513.28	0.00	36,185,513.28
22120	14,549,100.00	0.00	14,549,100.00
22121	312,100.00	0.00	312,100.00
22122	14,237,000.00	0.00	14,237,000.00
22210	1,338,558,891.76	0.00	1,338,558,891.76

Financial Comptroller General Office
Economic Code wise Aggregate Expenditure (Recurrent)

Fiscal Year 2015/16 (2072/73)

Ministry/Economic Code		Cash	Non Cash	Total Expenditure
22211	Fuel and Oil - Vehicles	509,686,800.80	0.00	509,686,800.80
22212	Operation & Maintenance	623,592,193.66	0.00	623,592,193.66
22213	Insurance	205,279,897.30	0.00	205,279,897.30
22310	Office Materials & Services	342,019,275.10	0.00	342,019,275.10
22311	General Office Expenses	266,045,805.80	0.00	266,045,805.80
22312	Feedds for Animals & Birds	39,173,732.52	0.00	39,173,732.52
22313	Books and Materials	1,304,764.00	0.00	1,304,764.00
22314	Fuel and Oil - For Administrative Purposes	35,494,972.78	0.00	35,494,972.78
22320	Repair and Maintenance of Public Property	52,999,909.00	0.00	52,999,909.00
22321	Repair and Maintenance of Public Property	52,999,909.00	0.00	52,999,909.00
22410	Consultancy and Other Services fee	2,771,615.06	0.00	2,771,615.06
22411	Consultancy and Services Expenses	896,470.00	0.00	896,470.00
22412	Other Service Fee	1,875,145.06	0.00	1,875,145.06
22510	Consultancy and Other Services fee	191,002,801.68	0.00	191,002,801.68
22511	Employee Training	191,002,801.68	0.00	191,002,801.68
22520	Production Materials and Programme Expenses	169,519,579.01	0.00	169,519,579.01
22521	Production Materials/Services	138,197,000.00	0.00	138,197,000.00
22522	Program Expenses	19,322,579.01	0.00	19,322,579.01
22529	Other Program Expenses	12,000,000.00	0.00	12,000,000.00
22530	Medicines	129,615,610.45	0.00	129,615,610.45
22531	Medicine Purchases	129,615,610.45	0.00	129,615,610.45
22610	Monitoring, Evaluation & Travelling Expenses	147,348,483.00	0.00	147,348,483.00
22611	Monitoring & Evaluation Expenses	14,669,524.00	0.00	14,669,524.00
22612	Travelling Expenses	132,678,959.00	0.00	132,678,959.00
22710	Miscellaneous	43,344,723.30	0.00	43,344,723.30
22711	Miscellaneous	43,344,723.30	0.00	43,344,723.30
26410	Recurrent Grant	8,861,872.50	0.00	8,861,872.50
26411	Unconditional Recurrent Grant to Government Agencies, Committees & Boards	761,872.50	0.00	761,872.50
26412	Conditional Recurrent Grant to Government Agencies, Committees & Boards	3,000,000.00	0.00	3,000,000.00
26413	Unconditional Recurrent Grant to Other Institutions & Individuals	5,100,000.00	0.00	5,100,000.00
27210	Scholarships	10,944,000.00	0.00	10,944,000.00
27211	Scholarships	10,944,000.00	0.00	10,944,000.00
27310	Retirement Benefits	2,391,657,419.08	0.00	2,391,657,419.08
27311	Pensions and Disability Allowance	0.00	0.00	0.00
27312	Gratuity	180,573,675.60	0.00	180,573,675.60
27313	Accumulated Leave	867,208,428.48	0.00	867,208,428.48
27314	Medical Facility	1,343,875,315.00	0.00	1,343,875,315.00
28140	Land Rent	6,031,554.00	0.00	6,031,554.00
28141	Land Rent	6,031,554.00	0.00	6,031,554.00
347	Ministry of Urban Development	4,149,445,203.18	8,240,349.69	4,157,685,552.87
	Recurrent	4,149,445,203.18	8,240,349.69	4,157,685,552.87
21110	Wages and salaries in cash	793,418,544.81	0.00	793,418,544.81
21111	Salary	737,138,739.82	0.00	737,138,739.82
21112	Local Allowances	22,639,752.29	0.00	22,639,752.29
21113	Dearness Allowance	25,866,668.37	0.00	25,866,668.37
21119	Other Allowance	7,773,384.33	0.00	7,773,384.33
21120	Wages and salaries in kind	19,544,187.09	0.00	19,544,187.09
21121	Clothing	15,681,601.00	0.00	15,681,601.00

Financial Comptroller General Office
Economic Code wise Aggregate Expenditure (Recurrent)

Fiscal Year 2015/16 (2072/73)

Ministry/Economic Code	Cash	Non Cash	Total Expenditure
21123 Medical Expense	3,862,586.09	0.00	3,862,586.09
22110 Utilities	75,937,309.13	0.00	75,937,309.13
22111 Water and Electricity	61,680,467.37	0.00	61,680,467.37
22112 Communication	14,256,841.76	0.00	14,256,841.76
22120 Rent	38,984,598.00	0.00	38,984,598.00
22121 House Rent	38,681,402.00	0.00	38,681,402.00
22122 Other Rent	303,196.00	0.00	303,196.00
22210 Operation & Maintenance of Capital Assets	64,296,363.07	0.00	64,296,363.07
22211 Fuel and Oil - Vehicles	32,270,190.27	0.00	32,270,190.27
22212 Operation & Maintenance	28,712,292.66	0.00	28,712,292.66
22213 Insurance	3,313,880.14	0.00	3,313,880.14
22310 Office Materials & Services	73,708,508.75	2,878,774.69	76,587,283.44
22311 General Office Expenses	71,610,045.51	2,878,774.69	74,488,820.20
22312 Feedds for Animals & Birds	125,000.00	0.00	125,000.00
22313 Books and Materials	121,383.00	0.00	121,383.00
22314 Fuel and Oil - For Administrative Purposes	1,852,080.24	0.00	1,852,080.24
22320 Repair and Maintenance of Public Property	642,854.81	0.00	642,854.81
22321 Repair and Maintenance of Public Property	642,854.81	0.00	642,854.81
22410 Consultancy and Other Services fee	166,719,270.09	0.00	166,719,270.09
22411 Consultancy and Services Expenses	32,699,245.02	0.00	32,699,245.02
22412 Other Service Fee	134,020,025.07	0.00	134,020,025.07
22510 Consultancy and Other Services fee	13,599,606.21	0.00	13,599,606.21
22511 Employee Training	1,877,130.20	0.00	1,877,130.20
22512 Skill Development and Awareness Training Program	11,722,476.01	0.00	11,722,476.01
22520 Production Materials and Programme Expenses	293,678,024.96	4,240,415.00	297,918,439.96
22522 Program Expenses	293,678,024.96	4,240,415.00	297,918,439.96
22610 Monitoring, Evaluation & Travelling Expenses	36,053,378.00	1,121,160.00	37,174,538.00
22611 Monitoring & Evaluation Expenses	31,277,982.00	1,121,160.00	32,399,142.00
22612 Travelling Expenses	4,775,396.00	0.00	4,775,396.00
22710 Miscellaneous	13,757,987.56	0.00	13,757,987.56
22711 Miscellaneous	13,757,987.56	0.00	13,757,987.56
25210 Subsidies to Non-Financial Enterprises	5,075,542.00	0.00	5,075,542.00
25211 Operating Subsidies to Non-Financial Private Enterprises	5,075,542.00	0.00	5,075,542.00
26310 Recurrent Grant to Local Body	133,439,430.29	0.00	133,439,430.29
26312 Conditional Recurrent Grant to Local Bodies	133,439,430.29	0.00	133,439,430.29
26320 Capital Grant to Local Body	2,198,999,947.83	0.00	2,198,999,947.83
26322 Conditional Capital Grant to Local Bodies	2,198,999,947.83	0.00	2,198,999,947.83
26410 Recurrent Grant	20,900,338.54	0.00	20,900,338.54
26411 Unconditional Recurrent Grant to Government Agencies, Committees & Boards	10,303,954.89	0.00	10,303,954.89
26412 Conditional Recurrent Grant to Government Agencies, Committees & Boards	9,639,592.00	0.00	9,639,592.00
26413 Unconditional Recurrent Grant to Other Institutions & Individuals	956,791.65	0.00	956,791.65
26420 Capital Grant	112,170,000.00	0.00	112,170,000.00
26421 Unconditional Capital Grant to Government Agencies, Committees & Boards	13,085,000.00	0.00	13,085,000.00
26422 Conditional Recurrent Grant to Government Agencies, Committees & Boards	99,085,000.00	0.00	99,085,000.00
27310 Retirement Benefits	88,224,312.04	0.00	88,224,312.04
27312 Gratuity	10,599,788.39	0.00	10,599,788.39
27313 Accumulated Leave	36,823,882.25	0.00	36,823,882.25

Financial Comptroller General Office
Economic Code wise Aggregate Expenditure (Recurrent)

Fiscal Year 2015/16 (2072/73)

Ministry/Economic Code	Cash	Non Cash	Total Expenditure
27314 Medical Facility	40,800,641.40	0.00	40,800,641.40
28210 Refunds	295,000.00	0.00	295,000.00
28213 Other Refund	295,000.00	0.00	295,000.00
349 Ministry of Peace & Reconstruction	227,919,706.55	0.00	227,919,706.55
Recurrent	227,919,706.55	0.00	227,919,706.55
21110 Wages and salaries in cash	49,525,078.74	0.00	49,525,078.74
21111 Salary	39,915,140.74	0.00	39,915,140.74
21113 Dearness Allowance	1,446,284.00	0.00	1,446,284.00
21119 Other Allowance	8,163,654.00	0.00	8,163,654.00
21120 Wages and salaries in kind	790,101.00	0.00	790,101.00
21121 Clothing	780,000.00	0.00	780,000.00
21123 Medical Expense	10,101.00	0.00	10,101.00
22110 Utilities	5,112,417.15	0.00	5,112,417.15
22111 Water and Electricity	2,959,359.45	0.00	2,959,359.45
22112 Communication	2,153,057.70	0.00	2,153,057.70
22120 Rent	14,302,940.21	0.00	14,302,940.21
22121 House Rent	12,812,468.69	0.00	12,812,468.69
22122 Other Rent	1,490,471.52	0.00	1,490,471.52
22210 Operation & Maintenance of Capital Assets	15,961,925.81	0.00	15,961,925.81
22211 Fuel and Oil - Vehicles	8,907,662.20	0.00	8,907,662.20
22212 Operation & Maintenance	6,680,913.76	0.00	6,680,913.76
22213 Insurance	373,349.85	0.00	373,349.85
22310 Office Materials & Services	17,182,605.93	0.00	17,182,605.93
22311 General Office Expenses	17,099,983.93	0.00	17,099,983.93
22313 Books and Materials	71,340.00	0.00	71,340.00
22314 Fuel and Oil - For Administrative Purposes	11,282.00	0.00	11,282.00
22320 Repair and Maintenance of Public Property	1,739,814.56	0.00	1,739,814.56
22321 Repair and Maintenance of Public Property	1,739,814.56	0.00	1,739,814.56
22410 Consultancy and Other Services fee	27,866,027.80	0.00	27,866,027.80
22411 Consultancy and Services Expenses	4,028,537.00	0.00	4,028,537.00
22412 Other Service Fee	23,837,490.80	0.00	23,837,490.80
22510 Consultancy and Other Services fee	6,957,062.07	0.00	6,957,062.07
22511 Employee Training	1,904,724.00	0.00	1,904,724.00
22512 Skill Development and Awareness Training Program	5,052,338.07	0.00	5,052,338.07
22520 Production Materials and Programme Expenses	20,721,724.61	0.00	20,721,724.61
22522 Program Expenses	20,065,282.61	0.00	20,065,282.61
22529 Other Program Expenses	656,442.00	0.00	656,442.00
22610 Monitoring, Evaluation & Travelling Expenses	9,470,837.00	0.00	9,470,837.00
22611 Monitoring & Evaluation Expenses	7,751,717.00	0.00	7,751,717.00
22612 Travelling Expenses	1,194,120.00	0.00	1,194,120.00
22614 Other Travelling Expenses	525,000.00	0.00	525,000.00
22710 Miscellaneous	5,028,554.79	0.00	5,028,554.79
22711 Miscellaneous	5,028,554.79	0.00	5,028,554.79
26410 Recurrent Grant	47,713,953.43	0.00	47,713,953.43
26411 Unconditional Recurrent Grant to Government Agencies, Committees & Boards	2,500,000.00	0.00	2,500,000.00
26412 Conditional Recurrent Grant to Government Agencies, Committees & Boards	45,213,953.43	0.00	45,213,953.43
27310 Retirement Benefits	5,546,663.45	0.00	5,546,663.45
27313 Accumulated Leave	2,890,197.00	0.00	2,890,197.00

Financial Comptroller General Office
Economic Code wise Aggregate Expenditure (Recurrent)

Fiscal Year 2015/16 (2072/73)

Ministry/Economic Code		Cash	Non Cash	Total Expenditure
	27314 Medical Facility	2,656,466.45	0.00	2,656,466.45
350	Ministry of Education	63,982,645,316.66	267,670,406.20	64,250,315,722.86
	Recurrent	63,982,645,316.66	267,670,406.20	64,250,315,722.86
21110	Wages and salaries in cash	902,066,274.97	0.00	902,066,274.97
21111	Salary	788,032,790.74	0.00	788,032,790.74
21112	Local Allowances	34,284,586.70	0.00	34,284,586.70
21113	Dearness Allowance	27,090,106.43	0.00	27,090,106.43
21114	Field Allowance	43,858,148.60	0.00	43,858,148.60
21119	Other Allowance	8,800,642.50	0.00	8,800,642.50
21120	Wages and salaries in kind	21,353,962.00	0.00	21,353,962.00
21121	Clothing	16,763,500.00	0.00	16,763,500.00
21123	Medical Expense	4,590,462.00	0.00	4,590,462.00
22110	Utilities	31,568,789.50	0.00	31,568,789.50
22111	Water and Electricity	18,650,476.20	0.00	18,650,476.20
22112	Communication	12,918,313.30	0.00	12,918,313.30
22120	Rent	17,429,874.32	0.00	17,429,874.32
22121	House Rent	14,738,214.32	0.00	14,738,214.32
22122	Other Rent	2,691,660.00	0.00	2,691,660.00
22210	Operation & Maintenance of Capital Assets	71,766,906.85	0.00	71,766,906.85
22211	Fuel and Oil - Vehicles	26,148,565.88	0.00	26,148,565.88
22212	Operation & Maintenance	42,412,646.38	0.00	42,412,646.38
22213	Insurance	3,205,694.59	0.00	3,205,694.59
22310	Office Materials & Services	135,211,392.88	0.00	135,211,392.88
22311	General Office Expenses	120,786,187.07	0.00	120,786,187.07
22313	Books and Materials	13,777,460.80	0.00	13,777,460.80
22314	Fuel and Oil - For Administrative Purposes	647,745.01	0.00	647,745.01
22320	Repair and Maintenance of Public Property	7,401,986.20	0.00	7,401,986.20
22321	Repair and Maintenance of Public Property	7,401,986.20	0.00	7,401,986.20
22410	Consultancy and Other Services fee	399,943,864.19	0.00	399,943,864.19
22411	Consultancy and Services Expenses	27,875,362.95	0.00	27,875,362.95
22412	Other Service Fee	372,068,501.24	0.00	372,068,501.24
22510	Consultancy and Other Services fee	1,013,256,131.08	0.00	1,013,256,131.08
22511	Employee Training	36,647,876.00	0.00	36,647,876.00
22512	Skill Development and Awareness Training Program	976,608,255.08	0.00	976,608,255.08
22520	Production Materials and Programme Expenses	1,467,048,307.82	25,450,809.00	1,492,499,116.82
22521	Production Materials/Services	1,219,759.00	0.00	1,219,759.00
22522	Program Expenses	1,465,638,625.82	25,450,809.00	1,491,089,434.82
22529	Other Program Expenses	189,923.00	0.00	189,923.00
22610	Monitoring, Evaluation & Travelling Expenses	83,911,668.15	0.00	83,911,668.15
22611	Monitoring & Evaluation Expenses	76,435,790.15	0.00	76,435,790.15
22612	Travelling Expenses	7,475,878.00	0.00	7,475,878.00
22710	Miscellaneous	11,829,795.45	0.00	11,829,795.45
22711	Miscellaneous	11,829,795.45	0.00	11,829,795.45
26410	Recurrent Grant	42,457,897,122.30	242,219,597.20	42,700,116,719.50
26411	Unconditional Recurrent Grant to Government Agencies, Committees & Boards	0.00	0.00	0.00
26412	Conditional Recurrent Grant to Government Agencies, Committees & Boards	42,067,099,204.30	242,219,597.20	42,309,318,801.50
26413	Unconditional Recurrent Grant to Other Institutions & Individuals	390,797,918.00	0.00	390,797,918.00

Government of Nepal

Ministry of Finance

Financial Comptroller General Office
Economic Code wise Aggregate Expenditure (Recurrent)

Fiscal Year 2015/16 (2072/73)

Ministry/Economic Code		Cash	Non Cash	Total Expenditure
26420	Capital Grant	13,602,499,128.54	0.00	13,602,499,128.54
26421	Unconditional Capital Grant to Government Agencies, Committees & Boards	779,266,030.00	0.00	779,266,030.00
26422	Conditional Recurrent Grant to Government Agencies, Committees & Boards	381,450,000.00	0.00	381,450,000.00
26423	Unconditional Capital Grant to Other Institutions & Individuals	12,441,783,098.54	0.00	12,441,783,098.54
27210	Scholarships	1,649,159,712.49	0.00	1,649,159,712.49
27211	Scholarships	1,649,159,712.49	0.00	1,649,159,712.49
27310	Retirement Benefits	2,109,990,399.92	0.00	2,109,990,399.92
27312	Gratuity	62,375,332.90	0.00	62,375,332.90
27313	Accumulated Leave	678,539,601.80	0.00	678,539,601.80
27314	Medical Facility	1,369,075,465.22	0.00	1,369,075,465.22
28210	Refunds	310,000.00	0.00	310,000.00
28213	Other Refund	310,000.00	0.00	310,000.00
352	Ministry of Cooperative and poverty Alleviation	546,789,265.24	0.00	546,789,265.24
	Recurrent	546,789,265.24	0.00	546,789,265.24
21110	Wages and salaries in cash	142,913,333.52	0.00	142,913,333.52
21111	Salary	132,959,119.28	0.00	132,959,119.28
21112	Local Allowances	1,456,761.20	0.00	1,456,761.20
21113	Dearness Allowance	5,328,636.74	0.00	5,328,636.74
21119	Other Allowance	3,168,816.30	0.00	3,168,816.30
21120	Wages and salaries in kind	3,992,309.00	0.00	3,992,309.00
21121	Clothing	3,355,466.00	0.00	3,355,466.00
21123	Medical Expense	636,843.00	0.00	636,843.00
22110	Utilities	6,149,010.93	0.00	6,149,010.93
22111	Water and Electricity	3,827,835.02	0.00	3,827,835.02
22112	Communication	2,321,175.91	0.00	2,321,175.91
22120	Rent	6,230,951.00	0.00	6,230,951.00
22121	House Rent	6,230,951.00	0.00	6,230,951.00
22210	Operation & Maintenance of Capital Assets	13,123,748.96	0.00	13,123,748.96
22211	Fuel and Oil - Vehicles	5,680,468.82	0.00	5,680,468.82
22212	Operation & Maintenance	7,090,192.84	0.00	7,090,192.84
22213	Insurance	353,087.30	0.00	353,087.30
22310	Office Materials & Services	12,464,631.74	0.00	12,464,631.74
22311	General Office Expenses	12,333,007.74	0.00	12,333,007.74
22314	Fuel and Oil - For Administrative Purposes	131,624.00	0.00	131,624.00
22410	Consultancy and Other Services fee	33,542,960.40	0.00	33,542,960.40
22411	Consultancy and Services Expenses	11,716,436.00	0.00	11,716,436.00
22412	Other Service Fee	21,826,524.40	0.00	21,826,524.40
22510	Consultancy and Other Services fee	97,766,865.45	0.00	97,766,865.45
22511	Employee Training	8,536,605.00	0.00	8,536,605.00
22512	Skill Development and Awareness Training Program	89,230,260.45	0.00	89,230,260.45
22520	Production Materials and Programme Expenses	30,307,578.00	0.00	30,307,578.00
22522	Program Expenses	30,042,961.00	0.00	30,042,961.00
22529	Other Program Expenses	264,617.00	0.00	264,617.00
22610	Monitoring, Evaluation & Travelling Expenses	26,029,533.00	0.00	26,029,533.00
22611	Monitoring & Evaluation Expenses	24,784,346.00	0.00	24,784,346.00
22612	Travelling Expenses	985,092.00	0.00	985,092.00
22613	Travelling Expenses of VIPs & Delegations	260,095.00	0.00	260,095.00
22710	Miscellaneous	1,958,361.00	0.00	1,958,361.00

Government of Nepal

Ministry of Finance

Financial Comptroller General Office
Economic Code wise Aggregate Expenditure (Recurrent)

Fiscal Year 2015/16 (2072/73)

Ministry/Economic Code		Cash	Non Cash	Total Expenditure
22711	Miscellaneous	1,958,361.00	0.00	1,958,361.00
26410	Recurrent Grant	34,370,160.00	0.00	34,370,160.00
26412	Conditional Recurrent Grant to Government Agencies, Committees & Boards	30,000,000.00	0.00	30,000,000.00
26413	Unconditional Recurrent Grant to Other Institutions & Individuals	4,370,160.00	0.00	4,370,160.00
26420	Capital Grant	127,827,024.47	0.00	127,827,024.47
26423	Unconditional Capital Grant to Other Institutions & Individuals	127,827,024.47	0.00	127,827,024.47
27310	Retirement Benefits	10,112,797.77	0.00	10,112,797.77
27313	Accumulated Leave	4,787,739.33	0.00	4,787,739.33
27314	Medical Facility	5,325,058.44	0.00	5,325,058.44
356	Ministry of General Administration	734,049,627.44	3,839,921.00	737,889,548.44
	Recurrent	734,049,627.44	3,839,921.00	737,889,548.44
21110	Wages and salaries in cash	164,943,498.20	0.00	164,943,498.20
21111	Salary	152,370,308.64	0.00	152,370,308.64
21113	Dearness Allowance	5,727,201.56	0.00	5,727,201.56
21119	Other Allowance	6,845,988.00	0.00	6,845,988.00
21120	Wages and salaries in kind	11,512,206.86	0.00	11,512,206.86
21121	Clothing	4,170,000.00	0.00	4,170,000.00
21123	Medical Expense	7,342,206.86	0.00	7,342,206.86
22110	Utilities	3,641,126.24	0.00	3,641,126.24
22111	Water and Electricity	2,491,333.00	0.00	2,491,333.00
22112	Communication	1,149,793.24	0.00	1,149,793.24
22210	Operation & Maintenance of Capital Assets	8,721,692.87	0.00	8,721,692.87
22211	Fuel and Oil - Vehicles	3,949,998.57	0.00	3,949,998.57
22212	Operation & Maintenance	4,406,414.00	0.00	4,406,414.00
22213	Insurance	365,280.30	0.00	365,280.30
22310	Office Materials & Services	7,954,748.00	0.00	7,954,748.00
22311	General Office Expenses	7,639,376.00	0.00	7,639,376.00
22313	Books and Materials	99,372.00	0.00	99,372.00
22314	Fuel and Oil - For Administrative Purposes	216,000.00	0.00	216,000.00
22320	Repair and Maintenance of Public Property	283,865.00	0.00	283,865.00
22321	Repair and Maintenance of Public Property	283,865.00	0.00	283,865.00
22410	Consultancy and Other Services fee	4,127,404.00	0.00	4,127,404.00
22412	Other Service Fee	4,127,404.00	0.00	4,127,404.00
22510	Consultancy and Other Services fee	328,467.08	3,839,921.00	4,168,388.08
22511	Employee Training	328,467.08	3,839,921.00	4,168,388.08
22520	Production Materials and Programme Expenses	26,614,865.11	0.00	26,614,865.11
22522	Program Expenses	26,614,865.11	0.00	26,614,865.11
22610	Monitoring, Evaluation & Travelling Expenses	2,847,934.96	0.00	2,847,934.96
22611	Monitoring & Evaluation Expenses	1,561,655.00	0.00	1,561,655.00
22612	Travelling Expenses	1,286,279.96	0.00	1,286,279.96
22710	Miscellaneous	1,549,890.00	0.00	1,549,890.00
22711	Miscellaneous	1,549,890.00	0.00	1,549,890.00
26410	Recurrent Grant	169,982,545.90	0.00	169,982,545.90
26411	Unconditional Recurrent Grant to Government Agencies, Committees & Boards	162,316,717.40	0.00	162,316,717.40
26412	Conditional Recurrent Grant to Government Agencies, Committees & Boards	2,915,828.50	0.00	2,915,828.50
26413	Unconditional Recurrent Grant to Other Institutions & Individuals	4,750,000.00	0.00	4,750,000.00
26420	Capital Grant	85,477,511.95	0.00	85,477,511.95
26422	Conditional Recurrent Grant to Government	85,477,511.95	0.00	85,477,511.95

Government of Nepal

Ministry of Finance

Financial Comptroller General Office
Economic Code wise Aggregate Expenditure (Recurrent)

Fiscal Year 2015/16 (2072/73)

Ministry/Economic Code	Cash	Non Cash	Total Expenditure
Agencies, Committees & Boards			
27210	233,297,839.00	0.00	233,297,839.00
27211	233,297,839.00	0.00	233,297,839.00
27310	12,766,032.27	0.00	12,766,032.27
27311	0.00	0.00	0.00
27312	1,901,417.05	0.00	1,901,417.05
27313	7,728,551.22	0.00	7,728,551.22
27314	3,136,064.00	0.00	3,136,064.00
357	1,319,101,893.18	3,661,688.00	1,322,763,581.18
Ministry of Irrigation			
Recurrent			
	1,319,101,893.18	3,661,688.00	1,322,763,581.18
21110	651,843,545.72	0.00	651,843,545.72
21111	612,929,832.32	0.00	612,929,832.32
21112	14,784,135.15	0.00	14,784,135.15
21113	22,125,857.25	0.00	22,125,857.25
21119	2,003,721.00	0.00	2,003,721.00
21120	17,163,305.00	0.00	17,163,305.00
21121	13,255,925.00	0.00	13,255,925.00
21122	50,020.00	0.00	50,020.00
21123	3,857,360.00	0.00	3,857,360.00
22110	32,316,136.04	0.00	32,316,136.04
22111	18,809,555.27	0.00	18,809,555.27
22112	13,506,580.77	0.00	13,506,580.77
22120	17,770,376.77	0.00	17,770,376.77
22121	17,769,376.77	0.00	17,769,376.77
22122	1,000.00	0.00	1,000.00
22210	72,592,514.49	0.00	72,592,514.49
22211	35,707,282.96	0.00	35,707,282.96
22212	34,839,573.59	0.00	34,839,573.59
22213	2,045,657.94	0.00	2,045,657.94
22310	42,135,105.39	0.00	42,135,105.39
22311	41,030,937.39	0.00	41,030,937.39
22314	1,104,168.00	0.00	1,104,168.00
22320	3,391,293.73	0.00	3,391,293.73
22321	3,391,293.73	0.00	3,391,293.73
22410	125,219,260.40	0.00	125,219,260.40
22411	3,236,181.86	0.00	3,236,181.86
22412	121,983,078.54	0.00	121,983,078.54
22510	61,508,721.78	3,661,688.00	65,170,409.78
22511	14,717,243.00	0.00	14,717,243.00
22512	46,791,478.78	3,661,688.00	50,453,166.78
22520	56,008,523.80	0.00	56,008,523.80
22522	55,634,071.80	0.00	55,634,071.80
22529	374,452.00	0.00	374,452.00
22610	50,396,049.00	0.00	50,396,049.00
22611	33,427,409.00	0.00	33,427,409.00
22612	16,968,640.00	0.00	16,968,640.00
22710	9,836,072.75	0.00	9,836,072.75
22711	9,836,072.75	0.00	9,836,072.75

Government of Nepal

Ministry of Finance

Financial Comptroller General Office
Economic Code wise Aggregate Expenditure (Recurrent)

Fiscal Year 2015/16 (2072/73)

Ministry/Economic Code		Cash	Non Cash	Total Expenditure
26410	Recurrent Grant	1,421,386.00	0.00	1,421,386.00
26413	Unconditional Recurrent Grant to Other Institutions & Individuals	1,421,386.00	0.00	1,421,386.00
26420	Capital Grant	14,978,743.00	0.00	14,978,743.00
26423	Unconditional Capital Grant to Other Institutions & Individuals	14,978,743.00	0.00	14,978,743.00
27310	Retirement Benefits	109,945,031.31	0.00	109,945,031.31
27312	Gratuity	21,132,646.56	0.00	21,132,646.56
27313	Accumulated Leave	43,781,755.25	0.00	43,781,755.25
27314	Medical Facility	44,819,189.50	0.00	44,819,189.50
27315	Deceased Staff Assistance	211,440.00	0.00	211,440.00
28210	Refunds	52,575,828.00	0.00	52,575,828.00
28212	Judicial Refund	52,575,828.00	0.00	52,575,828.00
358	Ministry of Information and Communications	3,621,644,334.12	2,188,387.78	3,623,832,721.90
	Recurrent	3,621,644,334.12	2,188,387.78	3,623,832,721.90
21110	Wages and salaries in cash	2,244,524,402.39	0.00	2,244,524,402.39
21111	Salary	2,111,338,322.22	0.00	2,111,338,322.22
21112	Local Allowances	68,167,975.92	0.00	68,167,975.92
21113	Dearness Allowance	58,431,260.32	0.00	58,431,260.32
21119	Other Allowance	6,586,843.93	0.00	6,586,843.93
21120	Wages and salaries in kind	43,204,777.20	0.00	43,204,777.20
21121	Clothing	39,672,107.20	0.00	39,672,107.20
21123	Medical Expense	3,532,670.00	0.00	3,532,670.00
22110	Utilities	21,859,597.91	0.00	21,859,597.91
22111	Water and Electricity	12,968,388.02	0.00	12,968,388.02
22112	Communication	8,891,209.89	0.00	8,891,209.89
22120	Rent	19,554,301.05	0.00	19,554,301.05
22121	House Rent	19,349,801.05	0.00	19,349,801.05
22122	Other Rent	204,500.00	0.00	204,500.00
22210	Operation & Maintenance of Capital Assets	21,563,285.50	0.00	21,563,285.50
22211	Fuel and Oil - Vehicles	10,078,814.34	0.00	10,078,814.34
22212	Operation & Maintenance	11,004,536.16	0.00	11,004,536.16
22213	Insurance	479,935.00	0.00	479,935.00
22310	Office Materials & Services	165,511,203.16	0.00	165,511,203.16
22311	General Office Expenses	160,272,879.35	0.00	160,272,879.35
22313	Books and Materials	77,503.00	0.00	77,503.00
22314	Fuel and Oil - For Administrative Purposes	5,160,820.81	0.00	5,160,820.81
22320	Repair and Maintenance of Public Property	40,000.00	0.00	40,000.00
22321	Repair and Maintenance of Public Property	40,000.00	0.00	40,000.00
22410	Consultancy and Other Services fee	198,893,679.46	2,188,387.78	201,082,067.24
22411	Consultancy and Services Expenses	24,685,393.50	2,188,387.78	26,873,781.28
22412	Other Service Fee	174,208,285.96	0.00	174,208,285.96
22510	Consultancy and Other Services fee	9,316,792.00	0.00	9,316,792.00
22511	Employee Training	4,061,766.00	0.00	4,061,766.00
22512	Skill Development and Awareness Training Program	5,255,026.00	0.00	5,255,026.00
22520	Production Materials and Programme Expenses	19,622,365.25	0.00	19,622,365.25
22521	Production Materials/Services	1,064,563.00	0.00	1,064,563.00
22522	Program Expenses	18,557,802.25	0.00	18,557,802.25
22610	Monitoring, Evaluation & Travelling Expenses	18,132,916.75	0.00	18,132,916.75
22611	Monitoring & Evaluation Expenses	10,665,110.25	0.00	10,665,110.25

Government of Nepal

Ministry of Finance

Financial Comptroller General Office
Economic Code wise Aggregate Expenditure (Recurrent)

Fiscal Year 2015/16 (2072/73)

Ministry/Economic Code		Cash	Non Cash	Total Expenditure
22612	Travelling Expenses	7,467,806.50	0.00	7,467,806.50
22710	Miscellaneous	8,160,996.46	0.00	8,160,996.46
22711	Miscellaneous	8,160,996.46	0.00	8,160,996.46
26410	Recurrent Grant	514,456,954.81	0.00	514,456,954.81
26411	Unconditional Recurrent Grant to Government Agencies, Committees & Boards	253,600,000.00	0.00	253,600,000.00
26412	Conditional Recurrent Grant to Government Agencies, Committees & Boards	67,350,000.00	0.00	67,350,000.00
26413	Unconditional Recurrent Grant to Other Institutions & Individuals	193,506,954.81	0.00	193,506,954.81
26420	Capital Grant	127,444,496.00	0.00	127,444,496.00
26421	Unconditional Capital Grant to Government Agencies, Committees & Boards	57,000,000.00	0.00	57,000,000.00
26422	Conditional Recurrent Grant to Government Agencies, Committees & Boards	16,444,496.00	0.00	16,444,496.00
26423	Unconditional Capital Grant to Other Institutions & Individuals	54,000,000.00	0.00	54,000,000.00
27310	Retirement Benefits	209,358,566.18	0.00	209,358,566.18
27312	Gratuity	925,025.00	0.00	925,025.00
27313	Accumulated Leave	80,905,642.86	0.00	80,905,642.86
27314	Medical Facility	127,527,898.32	0.00	127,527,898.32
365	Ministry of Federal Affairs and Local Development	75,952,855,615.07	1,420,809,122.23	77,373,664,737.30
	Recurrent	75,952,855,615.07	1,420,809,122.23	77,373,664,737.30
21110	Wages and salaries in cash	677,731,067.68	0.00	677,731,067.68
21111	Salary	607,565,140.22	0.00	607,565,140.22
21112	Local Allowances	7,979,984.00	0.00	7,979,984.00
21113	Dearness Allowance	10,513,476.08	0.00	10,513,476.08
21119	Other Allowance	51,672,467.38	0.00	51,672,467.38
21120	Wages and salaries in kind	78,326,407.00	0.00	78,326,407.00
21121	Clothing	69,928,075.00	0.00	69,928,075.00
21123	Medical Expense	8,398,332.00	0.00	8,398,332.00
22110	Utilities	22,224,177.94	0.00	22,224,177.94
22111	Water and Electricity	10,092,207.16	0.00	10,092,207.16
22112	Communication	12,131,970.78	0.00	12,131,970.78
22120	Rent	22,434,727.07	0.00	22,434,727.07
22121	House Rent	18,975,164.07	0.00	18,975,164.07
22122	Other Rent	3,459,563.00	0.00	3,459,563.00
22210	Operation & Maintenance of Capital Assets	56,657,080.83	0.00	56,657,080.83
22211	Fuel and Oil - Vehicles	28,634,473.90	0.00	28,634,473.90
22212	Operation & Maintenance	26,270,116.33	0.00	26,270,116.33
22213	Insurance	1,752,490.60	0.00	1,752,490.60
22310	Office Materials & Services	57,990,060.09	279,077.00	58,269,137.09
22311	General Office Expenses	54,677,009.14	279,077.00	54,956,086.14
22313	Books and Materials	748,741.00	0.00	748,741.00
22314	Fuel and Oil - For Administrative Purposes	2,564,309.95	0.00	2,564,309.95
22320	Repair and Maintenance of Public Property	798,193.00	0.00	798,193.00
22321	Repair and Maintenance of Public Property	798,193.00	0.00	798,193.00
22410	Consultancy and Other Services fee	252,023,949.79	14,964,555.00	266,988,504.79
22411	Consultancy and Services Expenses	134,043,784.07	14,964,555.00	149,008,339.07
22412	Other Service Fee	117,980,165.72	0.00	117,980,165.72
22510	Consultancy and Other Services fee	398,054,547.15	74,958,331.62	473,012,878.77
22511	Employee Training	14,716,126.50	750,000.00	15,466,126.50
22512	Skill Development and Awareness Training	383,338,420.65	74,208,331.62	457,546,752.27

Government of Nepal

Ministry of Finance

Financial Comptroller General Office
Economic Code wise Aggregate Expenditure (Recurrent)

Fiscal Year 2015/16 (2072/73)

Ministry/Economic Code	Cash	Non Cash	Total Expenditure
Program			
22520 Production Materials and Programme Expenses	697,692,912.84	127,253,390.50	824,946,303.34
22521 Production Materials/Services	32,227,330.91	0.00	32,227,330.91
22522 Program Expenses	656,746,381.93	127,253,390.50	783,999,772.43
22529 Other Program Expenses	8,719,200.00	0.00	8,719,200.00
22530 Medicines	70,940,691.84	0.00	70,940,691.84
22531 Medicine Purchases	70,940,691.84	0.00	70,940,691.84
22610 Monitoring, Evaluation & Travelling Expenses	57,269,816.00	811,857.00	58,081,673.00
22611 Monitoring & Evaluation Expenses	52,628,674.00	811,857.00	53,440,531.00
22612 Travelling Expenses	4,641,142.00	0.00	4,641,142.00
22710 Miscellaneous	15,199,028.06	0.00	15,199,028.06
22711 Miscellaneous	15,199,028.06	0.00	15,199,028.06
26310 Recurrent Grant to Local Body	13,386,841,139.16	448,656,761.24	13,835,497,900.40
26311 Unconditional Recurrent Grant to Local Bodies	1,597,189,941.23	0.00	1,597,189,941.23
26312 Conditional Recurrent Grant to Local Bodies	11,789,651,197.93	448,656,761.24	12,238,307,959.17
26320 Capital Grant to Local Body	16,102,616,249.33	6,525,149.87	16,109,141,399.20
26321 Unconditional Capital Grant to Local Bodies	12,346,583,138.03	5,142.00	12,346,634,558.03
26322 Conditional Capital Grant to Local Bodies	3,756,033,111.30	6,473,729.87	3,762,506,841.17
26410 Recurrent Grant	20,692,553,980.02	747,360,000.00	21,439,913,980.02
26411 Unconditional Recurrent Grant to Government Agencies, Committees & Boards	79,497,149.50	0.00	79,497,149.50
26412 Conditional Recurrent Grant to Government Agencies, Committees & Boards	20,600,301,930.52	0.00	20,600,301,930.52
26413 Unconditional Recurrent Grant to Other Institutions & Individuals	12,754,900.00	747,360,000.00	760,114,900.00
26420 Capital Grant	6,905,004,785.77	0.00	6,905,004,785.77
26421 Unconditional Capital Grant to Government Agencies, Committees & Boards	4,598,457,831.09	0.00	4,598,457,831.09
26422 Conditional Recurrent Grant to Government Agencies, Committees & Boards	2,500,000.00	0.00	2,500,000.00
26423 Unconditional Capital Grant to Other Institutions & Individuals	2,304,046,954.68	0.00	2,304,046,954.68
27110 Social Security	16,302,642,842.13	0.00	16,302,642,842.13
27111 Conditional Social Security Subsidy	13,155,960,908.63	0.00	13,155,960,908.63
27112 Other Unconditional Social Assistance	3,146,681,933.50	0.00	3,146,681,933.50
27210 Scholarships	5,000,000.00	0.00	5,000,000.00
27211 Scholarships	5,000,000.00	0.00	5,000,000.00
27310 Retirement Benefits	149,654,231.37	0.00	149,654,231.37
27311 Pensions and Disability Allowance	7,500,000.00	0.00	7,500,000.00
27312 Gratuity	3,104,928.62	0.00	3,104,928.62
27313 Accumulated Leave	63,165,709.91	0.00	63,165,709.91
27314 Medical Facility	75,883,592.84	0.00	75,883,592.84
28210 Refunds	1,199,728.00	0.00	1,199,728.00
28211 Revenue Refund	543,430.00	0.00	543,430.00
28213 Other Refund	656,298.00	0.00	656,298.00
370 Ministry of Health and Population	21,493,521,314.30	3,171,721,472.42	24,665,242,786.72
Recurrent	21,493,521,314.30	3,171,721,472.42	24,665,242,786.72
21110 Wages and salaries in cash	6,398,178,128.38	0.00	6,398,178,128.38
21111 Salary	5,611,875,001.21	0.00	5,611,875,001.21
21112 Local Allowances	371,485,852.82	0.00	371,485,852.82
21113 Dearness Allowance	210,442,199.99	0.00	210,442,199.99
21114 Field Allowance	45,042,102.00	0.00	45,042,102.00
21119 Other Allowance	159,332,972.36	0.00	159,332,972.36

Government of Nepal

Ministry of Finance

Financial Comptroller General Office Economic Code wise Aggregate Expenditure (Recurrent)

Fiscal Year 2015/16 (2072/73)

Ministry/Economic Code	Cash	Non Cash	Total Expenditure
21120 Wages and salaries in kind	448,436,137.08	0.00	448,436,137.08
21121 Clothing	385,762,699.80	0.00	385,762,699.80
21122 Fooding	45,821,147.28	0.00	45,821,147.28
21123 Medical Expense	16,852,290.00	0.00	16,852,290.00
22110 Utilities	72,407,598.15	0.00	72,407,598.15
22111 Water and Electricity	44,029,280.86	0.00	44,029,280.86
22112 Communication	28,378,317.29	0.00	28,378,317.29
22120 Rent	17,514,158.87	0.00	17,514,158.87
22121 House Rent	16,638,297.87	0.00	16,638,297.87
22122 Other Rent	875,861.00	0.00	875,861.00
22210 Operation & Maintenance of Capital Assets	70,183,501.94	691,341.00	70,874,842.94
22211 Fuel and Oil - Vehicles	32,032,564.11	0.00	32,032,564.11
22212 Operation & Maintenance	36,519,901.38	591,341.00	37,111,242.38
22213 Insurance	1,631,036.45	100,000.00	1,731,036.45
22310 Office Materials & Services	159,710,473.02	1,194,447.00	160,904,920.02
22311 General Office Expenses	145,806,237.64	1,194,447.00	147,000,684.64
22312 Feedds for Animals & Birds	77,660.00	0.00	77,660.00
22313 Books and Materials	1,172,460.00	0.00	1,172,460.00
22314 Fuel and Oil - For Administrative Purposes	12,654,115.38	0.00	12,654,115.38
22410 Consultancy and Other Services fee	584,536,323.03	2,178,205.00	586,714,528.03
22411 Consultancy and Services Expenses	186,428,115.23	2,178,205.00	188,606,320.23
22412 Other Service Fee	398,108,207.80	0.00	398,108,207.80
22510 Consultancy and Other Services fee	586,481,844.24	47,069,353.97	633,551,198.21
22511 Employee Training	119,258,962.33	999,690.00	120,258,652.33
22512 Skill Development and Awareness Training Program	467,222,881.91	46,069,663.97	513,292,545.88
22520 Production Materials and Programme Expenses	1,680,132,880.07	357,052,028.45	2,037,184,908.52
22522 Program Expenses	1,680,132,880.07	357,052,028.45	2,037,184,908.52
22530 Medicines	1,377,378,845.81	2,752,788,000.00	4,130,166,845.81
22531 Medicine Purchases	1,377,378,845.81	2,752,788,000.00	4,130,166,845.81
22610 Monitoring,Evaluation & Travelling Expenses	87,683,146.00	5,642,528.00	93,325,674.00
22611 Monitoring & Evaluation Expenses	73,388,741.00	5,642,528.00	79,031,269.00
22612 Travelling Expenses	14,294,405.00	0.00	14,294,405.00
22710 Miscellaneous	8,864,156.00	0.00	8,864,156.00
22711 Miscellaneous	8,864,156.00	0.00	8,864,156.00
26310 Recurrent Grant to Local Body	193,047,200.52	0.00	193,047,200.52
26311 Unconditional Recurrent Grant to Local Bodies	3,636,030.00	0.00	3,636,030.00
26312 Conditional Recurrent Grant to Local Bodies	189,411,170.52	0.00	189,411,170.52
26410 Recurrent Grant	3,631,498,257.36	5,105,569.00	3,636,603,826.36
26411 Unconditional Recurrent Grant to Government Agencies,Committees & Boards	1,688,102,659.16	0.00	1,688,102,659.16
26412 Conditional Recurrent Grant to Government Agencies,Committees & Boards	1,943,395,598.20	5,105,569.00	1,948,501,167.20
26420 Capital Grant	3,562,570,876.84	0.00	3,562,570,876.84
26421 Unconditional Capital Grant to Government Agencies,Committees & Boards	350,000.00	0.00	350,000.00
26422 Conditional Recurrent Grant to Government Agencies,Committees & Boards	2,360,324,190.84	0.00	2,360,324,190.84
26423 Unconditional Capital Grant to Other Institutions & Individuals	1,201,896,686.00	0.00	1,201,896,686.00
27110 Social Security	2,028,945,744.26	0.00	2,028,945,744.26
27111 Conditional Social Security Subsidy	2,028,945,744.26	0.00	2,028,945,744.26
27310 Retirement Benefits	585,952,042.73	0.00	585,952,042.73
27312 Gratuity	12,956,027.37	0.00	12,956,027.37

Government of Nepal

Ministry of Finance

Financial Comptroller General Office
Economic Code wise Aggregate Expenditure (Recurrent)

Fiscal Year 2015/16 (2072/73)

Ministry/Economic Code		Cash	Non Cash	Total Expenditure
27313	Accumulated Leave	245,113,486.63	0.00	245,113,486.63
27314	Medical Facility	326,732,528.73	0.00	326,732,528.73
27315	Deceased Staff Assistance	1,150,000.00	0.00	1,150,000.00
371	Ministry of Labour and Employment	489,803,772.17	253,529,210.22	743,332,982.39
	Recurrent	489,803,772.17	253,529,210.22	743,332,982.39
21110	Wages and salaries in cash	209,514,191.03	0.00	209,514,191.03
21111	Salary	183,688,166.22	0.00	183,688,166.22
21112	Local Allowances	182,000.00	0.00	182,000.00
21113	Dearness Allowance	8,107,180.10	0.00	8,107,180.10
21119	Other Allowance	17,536,844.71	0.00	17,536,844.71
21120	Wages and salaries in kind	2,964,541.00	0.00	2,964,541.00
21121	Clothing	2,574,500.00	0.00	2,574,500.00
21123	Medical Expense	390,041.00	0.00	390,041.00
22110	Utilities	9,357,480.45	0.00	9,357,480.45
22111	Water and Electricity	5,444,647.65	0.00	5,444,647.65
22112	Communication	3,912,832.80	0.00	3,912,832.80
22120	Rent	14,528,342.00	0.00	14,528,342.00
22121	House Rent	14,476,042.00	0.00	14,476,042.00
22122	Other Rent	52,300.00	0.00	52,300.00
22210	Operation & Maintenance of Capital Assets	14,171,287.43	0.00	14,171,287.43
22211	Fuel and Oil - Vehicles	7,469,640.10	0.00	7,469,640.10
22212	Operation & Maintenance	6,377,192.98	0.00	6,377,192.98
22213	Insurance	324,454.35	0.00	324,454.35
22310	Office Materials & Services	20,451,056.96	5,002,000.00	25,453,056.96
22311	General Office Expenses	18,977,636.96	5,002,000.00	23,979,636.96
22313	Books and Materials	49,477.00	0.00	49,477.00
22314	Fuel and Oil - For Administrative Purposes	1,423,943.00	0.00	1,423,943.00
22410	Consultancy and Other Services fee	31,400,710.26	56,550,000.00	87,950,710.26
22411	Consultancy and Services Expenses	11,426,364.00	41,550,000.00	52,976,364.00
22412	Other Service Fee	19,974,346.26	15,000,000.00	34,974,346.26
22510	Consultancy and Other Services fee	109,520,101.38	190,477,685.62	299,997,787.00
22511	Employee Training	1,429,066.00	0.00	1,429,066.00
22512	Skill Development and Awareness Training Program	108,091,035.38	190,477,685.62	298,568,721.00
22520	Production Materials and Programme Expenses	25,671,188.74	1,499,524.60	27,170,713.34
22522	Program Expenses	25,671,188.74	1,499,524.60	27,170,713.34
22530	Medicines	87,419.00	0.00	87,419.00
22531	Medicine Purchases	87,419.00	0.00	87,419.00
22610	Monitoring, Evaluation & Travelling Expenses	12,406,641.25	0.00	12,406,641.25
22611	Monitoring & Evaluation Expenses	9,503,249.00	0.00	9,503,249.00
22612	Travelling Expenses	2,903,392.25	0.00	2,903,392.25
22710	Miscellaneous	4,338,787.67	0.00	4,338,787.67
22711	Miscellaneous	4,338,787.67	0.00	4,338,787.67
26410	Recurrent Grant	23,710,000.00	0.00	23,710,000.00
26412	Conditional Recurrent Grant to Government Agencies, Committees & Boards	19,961,000.00	0.00	19,961,000.00
26413	Unconditional Recurrent Grant to Other Institutions & Individuals	3,749,000.00	0.00	3,749,000.00
27310	Retirement Benefits	11,682,025.00	0.00	11,682,025.00
27312	Gratuity	3,663,898.00	0.00	3,663,898.00
27313	Accumulated Leave	4,031,533.00	0.00	4,031,533.00

Financial Comptroller General Office
Economic Code wise Aggregate Expenditure (Recurrent)

Fiscal Year 2015/16 (2072/73)

Ministry/Economic Code		Cash	Non Cash	Total Expenditure
	27314 Medical Facility	3,986,594.00	0.00	3,986,594.00
391	National Planning Commission Secreterate	447,527,286.78	0.00	447,527,286.78
	Recurrent	447,527,286.78	0.00	447,527,286.78
21110	Wages and salaries in cash	199,532,623.00	0.00	199,532,623.00
21111	Salary	172,027,574.79	0.00	172,027,574.79
21112	Local Allowances	2,832,660.00	0.00	2,832,660.00
21113	Dearness Allowance	6,420,080.21	0.00	6,420,080.21
21119	Other Allowance	18,252,308.00	0.00	18,252,308.00
21120	Wages and salaries in kind	4,124,175.00	0.00	4,124,175.00
21121	Clothing	4,124,175.00	0.00	4,124,175.00
21123	Medical Expense	0.00	0.00	0.00
22110	Utilities	6,220,336.40	0.00	6,220,336.40
22111	Water and Electricity	3,479,626.74	0.00	3,479,626.74
22112	Communication	2,740,709.66	0.00	2,740,709.66
22120	Rent	5,545,612.00	0.00	5,545,612.00
22121	House Rent	5,545,612.00	0.00	5,545,612.00
22210	Operation & Maintenance of Capital Assets	18,536,058.47	0.00	18,536,058.47
22211	Fuel and Oil - Vehicles	8,754,399.32	0.00	8,754,399.32
22212	Operation & Maintenance	8,845,093.00	0.00	8,845,093.00
22213	Insurance	936,566.15	0.00	936,566.15
22310	Office Materials & Services	27,621,221.33	0.00	27,621,221.33
22311	General Office Expenses	26,088,157.33	0.00	26,088,157.33
22313	Books and Materials	581,895.00	0.00	581,895.00
22314	Fuel and Oil - For Administrative Purposes	951,169.00	0.00	951,169.00
22410	Consultancy and Other Services fee	22,239,648.88	0.00	22,239,648.88
22411	Consultancy and Services Expenses	3,209,964.78	0.00	3,209,964.78
22412	Other Service Fee	19,029,684.10	0.00	19,029,684.10
22510	Consultancy and Other Services fee	12,965,948.00	0.00	12,965,948.00
22511	Employee Training	8,962,609.00	0.00	8,962,609.00
22512	Skill Development and Awareness Training Program	4,003,339.00	0.00	4,003,339.00
22520	Production Materials and Programme Expenses	113,540,697.65	0.00	113,540,697.65
22522	Program Expenses	80,792,014.65	0.00	80,792,014.65
22529	Other Program Expenses	32,748,683.00	0.00	32,748,683.00
22610	Monitoring, Evaluation & Travelling Expenses	14,391,785.50	0.00	14,391,785.50
22611	Monitoring & Evaluation Expenses	13,007,228.50	0.00	13,007,228.50
22612	Travelling Expenses	1,384,557.00	0.00	1,384,557.00
22710	Miscellaneous	4,999,804.55	0.00	4,999,804.55
22711	Miscellaneous	4,999,804.55	0.00	4,999,804.55
26410	Recurrent Grant	2,213,523.00	0.00	2,213,523.00
26412	Conditional Recurrent Grant to Government Agencies, Committees & Boards	2,213,523.00	0.00	2,213,523.00
27310	Retirement Benefits	15,595,853.00	0.00	15,595,853.00
27312	Gratuity	586,020.00	0.00	586,020.00
27313	Accumulated Leave	7,400,295.00	0.00	7,400,295.00
27314	Medical Facility	7,609,538.00	0.00	7,609,538.00
502	MOF Domestic Debt Service	8,673,040,021.09	0.00	8,673,040,021.09
	Recurrent	8,673,040,021.09	0.00	8,673,040,021.09
24110	Interest on Foreign Foreign	3,310,879,400.90	0.00	3,310,879,400.90
24111	Interest on Foreign Loan	3,310,879,400.90	0.00	3,310,879,400.90
24210	Interest on Internal Loan	5,362,160,620.19	0.00	5,362,160,620.19
24211	Interest on Internal Loan	5,362,160,620.19	0.00	5,362,160,620.19

Government of Nepal

Ministry of Finance

Financial Comptroller General Office Economic Code wise Aggregate Expenditure (Capital)

Fiscal Year 2015/16 (2072/73)

Ministry/Economic Code		Cash	Non Cash	Total Expenditure
101	President	230,956,795.00	0.00	230,956,795.00
	Capital	230,956,795.00	0.00	230,956,795.00
29220	Building Construction	53,399,566.00	0.00	53,399,566.00
29221	Building Construction	53,399,566.00	0.00	53,399,566.00
29310	Furniture & Fittings	5,510,464.00	0.00	5,510,464.00
29311	Furniture & Fixtures	5,510,464.00	0.00	5,510,464.00
29410	Vehicles	32,530,000.00	0.00	32,530,000.00
29411	Vehicles	32,530,000.00	0.00	32,530,000.00
29510	Plant & Machinery	3,288,946.00	0.00	3,288,946.00
29511	Plant & Machinery	3,288,946.00	0.00	3,288,946.00
29610	Civil Works - Construction	135,231,442.00	0.00	135,231,442.00
29611	Civil Works - Construction	135,231,442.00	0.00	135,231,442.00
29710	Capital Research & Consultancy	996,377.00	0.00	996,377.00
29711	Capital Research & Consultancy	996,377.00	0.00	996,377.00
102	Deputy President	28,504,152.00	0.00	28,504,152.00
	Capital	28,504,152.00	0.00	28,504,152.00
29310	Furniture & Fittings	549,992.00	0.00	549,992.00
29311	Furniture & Fixtures	549,992.00	0.00	549,992.00
29410	Vehicles	26,945,000.00	0.00	26,945,000.00
29411	Vehicles	26,945,000.00	0.00	26,945,000.00
29510	Plant & Machinery	860,000.00	0.00	860,000.00
29511	Plant & Machinery	860,000.00	0.00	860,000.00
29710	Capital Research & Consultancy	149,160.00	0.00	149,160.00
29712	Software Devloment and Purchase	149,160.00	0.00	149,160.00
202	Constituent Assembly / Legislature - Parliament	25,844,792.13	0.00	25,844,792.13
	Capital	25,844,792.13	0.00	25,844,792.13
29310	Furniture & Fittings	1,998,486.67	0.00	1,998,486.67
29311	Furniture & Fixtures	1,998,486.67	0.00	1,998,486.67
29410	Vehicles	7,316,942.00	0.00	7,316,942.00
29411	Vehicles	7,316,942.00	0.00	7,316,942.00
29510	Plant & Machinery	4,058,749.25	0.00	4,058,749.25
29511	Plant & Machinery	4,058,749.25	0.00	4,058,749.25
29620	Capital Formation - Civil Works	12,470,614.21	0.00	12,470,614.21
29621	Capital Formation	12,470,614.21	0.00	12,470,614.21
204	Courts	762,541,540.53	0.00	762,541,540.53
	Capital	762,541,540.53	0.00	762,541,540.53
29110	Land Acquisition	87,194,344.16	0.00	87,194,344.16
29111	Land Acquisition	87,194,344.16	0.00	87,194,344.16
29210	Building - Purchase	11,100,000.00	0.00	11,100,000.00
29211	Building Purchase	11,100,000.00	0.00	11,100,000.00
29220	Building Construction	389,209,544.44	0.00	389,209,544.44
29221	Building Construction	389,209,544.44	0.00	389,209,544.44
29310	Furniture & Fittings	32,188,661.77	0.00	32,188,661.77
29311	Furniture & Fixtures	32,188,661.77	0.00	32,188,661.77
29410	Vehicles	142,911,861.96	0.00	142,911,861.96
29411	Vehicles	142,911,861.96	0.00	142,911,861.96
29510	Plant & Machinery	70,606,748.79	0.00	70,606,748.79
29511	Plant & Machinery	70,606,748.79	0.00	70,606,748.79
29610	Civil Works - Construction	17,805,239.24	0.00	17,805,239.24
29611	Civil Works - Construction	17,805,239.24	0.00	17,805,239.24
29620	Capital Formation - Civil Works	7,169,849.27	0.00	7,169,849.27
29621	Capital Formation	7,169,849.27	0.00	7,169,849.27
29710	Capital Research & Consultancy	4,355,290.90	0.00	4,355,290.90

Government of Nepal

Ministry of Finance

Financial Comptroller General Office
Economic Code wise Aggregate Expenditure (Capital)

Fiscal Year 2015/16 (2072/73)

Ministry/Economic Code		Cash	Non Cash	Total Expenditure
	29711 Capital Research & Consultancy	4,155,393.90	0.00	4,155,393.90
	29712 Software Devloment and Purchase	199,897.00	0.00	199,897.00
206	Commission for Investigation of Abuse of Authority	207,320,259.95	0.00	207,320,259.95
	Capital	207,320,259.95	0.00	207,320,259.95
29220	Building Construction	152,272,199.44	0.00	152,272,199.44
29221	Building Construction	152,272,199.44	0.00	152,272,199.44
29310	Furniture & Fittings	5,621,956.66	0.00	5,621,956.66
29311	Furniture & Fixtures	5,621,956.66	0.00	5,621,956.66
29410	Vehicles	11,719,300.00	0.00	11,719,300.00
29411	Vehicles	11,719,300.00	0.00	11,719,300.00
29510	Plant & Machinery	37,706,803.85	0.00	37,706,803.85
29511	Plant & Machinery	37,706,803.85	0.00	37,706,803.85
208	Office of the Auditor General	1,924,681.00	1,769,580.00	3,694,261.00
	Capital	1,924,681.00	1,769,580.00	3,694,261.00
29310	Furniture & Fittings	635,625.00	0.00	635,625.00
29311	Furniture & Fixtures	635,625.00	0.00	635,625.00
29510	Plant & Machinery	1,239,336.00	1,769,580.00	3,008,916.00
29511	Plant & Machinery	1,239,336.00	1,769,580.00	3,008,916.00
29710	Capital Research & Consultancy	49,720.00	0.00	49,720.00
29712	Software Devloment and Purchase	49,720.00	0.00	49,720.00
210	Public Service Commission	65,428,396.97	57,344,867.53	122,773,264.50
	Capital	65,428,396.97	57,344,867.53	122,773,264.50
29220	Building Construction	38,140,025.87	0.00	38,140,025.87
29221	Building Construction	38,140,025.87	0.00	38,140,025.87
29310	Furniture & Fittings	1,998,816.00	0.00	1,998,816.00
29311	Furniture & Fixtures	1,998,816.00	0.00	1,998,816.00
29410	Vehicles	6,329,997.00	0.00	6,329,997.00
29411	Vehicles	6,329,997.00	0.00	6,329,997.00
29510	Plant & Machinery	10,501,080.90	47,344,867.53	57,845,948.43
29511	Plant & Machinery	10,501,080.90	47,344,867.53	57,845,948.43
29610	Civil Works - Construction	1,858,413.20	0.00	1,858,413.20
29611	Civil Works - Construction	1,858,413.20	0.00	1,858,413.20
29620	Capital Formation - Civil Works	6,136,764.00	0.00	6,136,764.00
29621	Capital Formation	6,136,764.00	0.00	6,136,764.00
29710	Capital Research & Consultancy	463,300.00	10,000,000.00	10,463,300.00
29712	Software Devloment and Purchase	463,300.00	10,000,000.00	10,463,300.00
212	Election Commission	26,311,385.99	0.00	26,311,385.99
	Capital	26,311,385.99	0.00	26,311,385.99
29220	Building Construction	14,035,934.75	0.00	14,035,934.75
29221	Building Construction	14,035,934.75	0.00	14,035,934.75
29310	Furniture & Fittings	1,919,573.02	0.00	1,919,573.02
29311	Furniture & Fixtures	1,919,573.02	0.00	1,919,573.02
29510	Plant & Machinery	2,971,975.00	0.00	2,971,975.00
29511	Plant & Machinery	2,971,975.00	0.00	2,971,975.00
29610	Civil Works - Construction	2,834,046.47	0.00	2,834,046.47
29611	Civil Works - Construction	2,834,046.47	0.00	2,834,046.47
29620	Capital Formation - Civil Works	4,549,856.75	0.00	4,549,856.75
29621	Capital Formation	4,549,856.75	0.00	4,549,856.75
214	National Human Rights Commission	2,515,834.10	0.00	2,515,834.10
	Capital	2,515,834.10	0.00	2,515,834.10
29310	Furniture & Fittings	1,039,884.05	0.00	1,039,884.05

Government of Nepal

Ministry of Finance

Financial Comptroller General Office
Economic Code wise Aggregate Expenditure (Capital)

Fiscal Year 2015/16 (2072/73)

Ministry/Economic Code		Cash	Non Cash	Total Expenditure
	29311 Furniture & Fixtures	1,039,884.05	0.00	1,039,884.05
	29510 Plant & Machinery	1,475,950.05	0.00	1,475,950.05
	29511 Plant & Machinery	1,475,950.05	0.00	1,475,950.05
216	Office of the Attorney General	198,042,587.25	0.00	198,042,587.25
	Capital	198,042,587.25	0.00	198,042,587.25
	29220 Building Construction	166,455,715.01	0.00	166,455,715.01
	29221 Building Construction	166,455,715.01	0.00	166,455,715.01
	29310 Furniture & Fittings	5,192,386.45	0.00	5,192,386.45
	29311 Furniture & Fixtures	5,192,386.45	0.00	5,192,386.45
	29410 Vehicles	14,999,802.00	0.00	14,999,802.00
	29411 Vehicles	14,999,802.00	0.00	14,999,802.00
	29510 Plant & Machinery	3,966,643.00	0.00	3,966,643.00
	29511 Plant & Machinery	3,966,643.00	0.00	3,966,643.00
	29610 Civil Works - Construction	4,470,058.55	0.00	4,470,058.55
	29611 Civil Works - Construction	4,470,058.55	0.00	4,470,058.55
	29620 Capital Formation - Civil Works	2,957,982.24	0.00	2,957,982.24
	29621 Capital Formation	2,957,982.24	0.00	2,957,982.24
218	Council of Justice	5,024,043.00	0.00	5,024,043.00
	Capital	5,024,043.00	0.00	5,024,043.00
	29310 Furniture & Fittings	309,846.00	0.00	309,846.00
	29311 Furniture & Fixtures	309,846.00	0.00	309,846.00
	29410 Vehicles	3,299,197.00	0.00	3,299,197.00
	29411 Vehicles	3,299,197.00	0.00	3,299,197.00
	29510 Plant & Machinery	1,415,000.00	0.00	1,415,000.00
	29511 Plant & Machinery	1,415,000.00	0.00	1,415,000.00
301	Prime Minister and Council of Minister's Office	5,581,961,952.87	0.00	5,581,961,952.87
	Capital	5,581,961,952.87	0.00	5,581,961,952.87
	29220 Building Construction	5,347,690,950.00	0.00	5,347,690,950.00
	29221 Building Construction	5,347,690,950.00	0.00	5,347,690,950.00
	29230 Capital Formation - Building	3,276,627.00	0.00	3,276,627.00
	29231 Capital Formation - Building	3,276,627.00	0.00	3,276,627.00
	29310 Furniture & Fittings	15,257,701.00	0.00	15,257,701.00
	29311 Furniture & Fixtures	15,257,701.00	0.00	15,257,701.00
	29410 Vehicles	99,395,599.00	0.00	99,395,599.00
	29411 Vehicles	99,395,599.00	0.00	99,395,599.00
	29510 Plant & Machinery	33,266,924.87	0.00	33,266,924.87
	29511 Plant & Machinery	33,266,924.87	0.00	33,266,924.87
	29610 Civil Works - Construction	50,491,116.00	0.00	50,491,116.00
	29611 Civil Works - Construction	50,491,116.00	0.00	50,491,116.00
	29710 Capital Research & Consultancy	32,583,035.00	0.00	32,583,035.00
	29711 Capital Research & Consultancy	15,697,360.00	0.00	15,697,360.00
	29712 Software Devloment and Purchase	16,885,675.00	0.00	16,885,675.00
305	Ministry of Finance	1,014,726,509.57	111,903,405.16	1,126,629,914.73
	Capital	1,014,726,509.57	111,903,405.16	1,126,629,914.73
	29110 Land Acquisition	13,289,367.00	0.00	13,289,367.00
	29111 Land Acquisition	13,289,367.00	0.00	13,289,367.00
	29220 Building Construction	272,221,376.25	0.00	272,221,376.25
	29221 Building Construction	272,221,376.25	0.00	272,221,376.25
	29230 Capital Formation - Building	20,286,033.30	0.00	20,286,033.30
	29231 Capital Formation - Building	20,286,033.30	0.00	20,286,033.30
	29310 Furniture & Fittings	60,019,325.11	0.00	60,019,325.11

Government of Nepal

Ministry of Finance

Financial Comptroller General Office
Economic Code wise Aggregate Expenditure (Capital)

Fiscal Year 2015/16 (2072/73)

Ministry/Economic Code		Cash	Non Cash	Total Expenditure
29311	Furniture & Fixtures	60,019,325.11	0.00	60,019,325.11
29410	Vehicles	330,068,019.00	0.00	330,068,019.00
29411	Vehicles	330,068,019.00	0.00	330,068,019.00
29510	Plant & Machinery	233,853,411.10	55,325,338.75	289,178,749.85
29511	Plant & Machinery	233,853,411.10	55,325,338.75	289,178,749.85
29610	Civil Works - Construction	56,603,114.15	0.00	56,603,114.15
29611	Civil Works - Construction	56,603,114.15	0.00	56,603,114.15
29620	Capital Formation - Civil Works	19,802,588.56	0.00	19,802,588.56
29621	Capital Formation	19,802,588.56	0.00	19,802,588.56
29710	Capital Research & Consultancy	8,583,275.10	56,578,066.41	65,161,341.51
29711	Capital Research & Consultancy	1,254,058.00	16,953,974.29	18,208,032.29
29712	Software Development and Purchase	7,329,217.10	39,624,092.12	46,953,309.22
307	Ministry of Industry	364,564,753.82	0.00	364,564,753.82
	Capital	364,564,753.82	0.00	364,564,753.82
29220	Building Construction	137,836,760.12	0.00	137,836,760.12
29221	Building Construction	137,836,760.12	0.00	137,836,760.12
29230	Capital Formation - Building	32,435,709.07	0.00	32,435,709.07
29231	Capital Formation - Building	32,435,709.07	0.00	32,435,709.07
29310	Furniture & Fittings	9,222,328.84	0.00	9,222,328.84
29311	Furniture & Fixtures	9,222,328.84	0.00	9,222,328.84
29410	Vehicles	14,875,047.00	0.00	14,875,047.00
29411	Vehicles	14,875,047.00	0.00	14,875,047.00
29510	Plant & Machinery	66,778,278.53	0.00	66,778,278.53
29511	Plant & Machinery	66,778,278.53	0.00	66,778,278.53
29610	Civil Works - Construction	82,492,800.25	0.00	82,492,800.25
29611	Civil Works - Construction	82,492,800.25	0.00	82,492,800.25
29620	Capital Formation - Civil Works	3,373,383.00	0.00	3,373,383.00
29621	Capital Formation	3,373,383.00	0.00	3,373,383.00
29710	Capital Research & Consultancy	17,550,447.01	0.00	17,550,447.01
29711	Capital Research & Consultancy	17,186,746.01	0.00	17,186,746.01
29712	Software Development and Purchase	363,701.00	0.00	363,701.00
308	Ministry of Energy	528,832,615.30	48,363,285.65	577,195,900.95
	Capital	528,832,615.30	48,363,285.65	577,195,900.95
29110	Land Acquisition	118,062,257.00	0.00	118,062,257.00
29111	Land Acquisition	118,062,257.00	0.00	118,062,257.00
29220	Building Construction	51,335,261.61	0.00	51,335,261.61
29221	Building Construction	51,335,261.61	0.00	51,335,261.61
29310	Furniture & Fittings	5,608,029.47	0.00	5,608,029.47
29311	Furniture & Fixtures	5,608,029.47	0.00	5,608,029.47
29410	Vehicles	38,687,464.00	0.00	38,687,464.00
29411	Vehicles	38,687,464.00	0.00	38,687,464.00
29510	Plant & Machinery	14,450,822.50	0.00	14,450,822.50
29511	Plant & Machinery	14,450,822.50	0.00	14,450,822.50
29610	Civil Works - Construction	73,062,153.42	0.00	73,062,153.42
29611	Civil Works - Construction	73,062,153.42	0.00	73,062,153.42
29620	Capital Formation - Civil Works	596,797.57	0.00	596,797.57
29621	Capital Formation	596,797.57	0.00	596,797.57
29710	Capital Research & Consultancy	227,029,829.73	48,363,285.65	275,393,115.38
29711	Capital Research & Consultancy	225,604,701.73	48,363,285.65	273,967,987.38
29712	Software Development and Purchase	1,425,128.00	0.00	1,425,128.00
311	Ministry of Law, Justice, Constituent Assembly and	7,703,155.31	0.00	7,703,155.31

Government of Nepal

Ministry of Finance

Financial Comptroller General Office
Economic Code wise Aggregate Expenditure (Capital)

Fiscal Year 2015/16 (2072/73)

Ministry/Economic Code		Cash	Non Cash	Total Expenditure
	Capital	7,703,155.31	0.00	7,703,155.31
29230	Capital Formation - Building	69,365.05	0.00	69,365.05
29231	Capital Formation - Building	69,365.05	0.00	69,365.05
29310	Furniture & Fittings	524,233.26	0.00	524,233.26
29311	Furniture & Fixtures	524,233.26	0.00	524,233.26
29410	Vehicles	5,160,900.00	0.00	5,160,900.00
29411	Vehicles	5,160,900.00	0.00	5,160,900.00
29510	Plant & Machinery	1,195,182.00	0.00	1,195,182.00
29511	Plant & Machinery	1,195,182.00	0.00	1,195,182.00
29620	Capital Formation - Civil Works	745,000.00	0.00	745,000.00
29621	Capital Formation	745,000.00	0.00	745,000.00
29710	Capital Research & Consultancy	8,475.00	0.00	8,475.00
29712	Software Devloment and Purchase	8,475.00	0.00	8,475.00
312	Ministry of Agriculture Development	2,027,479,941.94	98,015,577.27	2,125,495,519.21
	Capital	2,027,479,941.94	98,015,577.27	2,125,495,519.21
29220	Building Construction	554,258,624.73	27,062,818.97	581,321,443.70
29221	Building Construction	554,258,624.73	27,062,818.97	581,321,443.70
29230	Capital Formation - Building	89,205,260.34	0.00	89,205,260.34
29231	Capital Formation - Building	89,205,260.34	0.00	89,205,260.34
29310	Furniture & Fittings	61,370,950.67	0.00	61,370,950.67
29311	Furniture & Fixtures	61,370,950.67	0.00	61,370,950.67
29410	Vehicles	139,846,775.50	4,697,500.00	144,544,275.50
29411	Vehicles	139,846,775.50	4,697,500.00	144,544,275.50
29510	Plant & Machinery	352,715,300.30	66,255,258.30	418,970,558.60
29511	Plant & Machinery	352,715,300.30	66,255,258.30	418,970,558.60
29610	Civil Works - Construction	748,148,357.00	0.00	748,148,357.00
29611	Civil Works - Construction	748,148,357.00	0.00	748,148,357.00
29620	Capital Formation - Civil Works	75,342,951.05	0.00	75,342,951.05
29621	Capital Formation	75,342,951.05	0.00	75,342,951.05
29710	Capital Research & Consultancy	6,591,722.35	0.00	6,591,722.35
29712	Software Devloment and Purchase	6,591,722.35	0.00	6,591,722.35
314	Ministry of Home	2,974,914,691.64	2,540,425.60	2,977,455,117.24
	Capital	2,974,914,691.64	2,540,425.60	2,977,455,117.24
29110	Land Acquisition	506,805,419.00	0.00	506,805,419.00
29111	Land Acquisition	506,805,419.00	0.00	506,805,419.00
29220	Building Construction	1,353,736,471.23	0.00	1,353,736,471.23
29221	Building Construction	1,353,736,471.23	0.00	1,353,736,471.23
29230	Capital Formation - Building	33,615,930.03	0.00	33,615,930.03
29231	Capital Formation - Building	33,615,930.03	0.00	33,615,930.03
29310	Furniture & Fittings	127,221,558.75	0.00	127,221,558.75
29311	Furniture & Fixtures	127,221,558.75	0.00	127,221,558.75
29410	Vehicles	177,406,824.00	0.00	177,406,824.00
29411	Vehicles	177,406,824.00	0.00	177,406,824.00
29510	Plant & Machinery	588,181,324.67	0.00	588,181,324.67
29511	Plant & Machinery	588,181,324.67	0.00	588,181,324.67
29610	Civil Works - Construction	105,751,545.09	0.00	105,751,545.09
29611	Civil Works - Construction	105,751,545.09	0.00	105,751,545.09
29620	Capital Formation - Civil Works	71,955,662.58	0.00	71,955,662.58
29621	Capital Formation	71,955,662.58	0.00	71,955,662.58
29710	Capital Research & Consultancy	10,239,956.29	2,540,425.60	12,780,381.89
29712	Software Devloment and Purchase	10,239,956.29	2,540,425.60	12,780,381.89
325	Ministry of Culture, Tourism and Civil Aviation	998,352,363.98	0.00	998,352,363.98

Government of Nepal

Ministry of Finance

Financial Comptroller General Office Economic Code wise Aggregate Expenditure (Capital)

Fiscal Year 2015/16 (2072/73)

Ministry/Economic Code	Cash	Non Cash	Total Expenditure
Capital	998,352,363.98	0.00	998,352,363.98
29220 Building Construction	77,380,280.69	0.00	77,380,280.69
29221 Building Construction	77,380,280.69	0.00	77,380,280.69
29230 Capital Formation - Building	7,279,802.45	0.00	7,279,802.45
29231 Capital Formation - Building	7,279,802.45	0.00	7,279,802.45
29310 Furniture & Fittings	5,381,893.00	0.00	5,381,893.00
29311 Furniture & Fixtures	5,381,893.00	0.00	5,381,893.00
29410 Vehicles	29,559,714.00	0.00	29,559,714.00
29411 Vehicles	29,559,714.00	0.00	29,559,714.00
29510 Plant & Machinery	23,745,078.94	0.00	23,745,078.94
29511 Plant & Machinery	23,745,078.94	0.00	23,745,078.94
29610 Civil Works - Construction	616,818,811.69	0.00	616,818,811.69
29611 Civil Works - Construction	616,818,811.69	0.00	616,818,811.69
29620 Capital Formation - Civil Works	226,472,641.40	0.00	226,472,641.40
29621 Capital Formation	226,472,641.40	0.00	226,472,641.40
29710 Capital Research & Consultancy	11,714,141.81	0.00	11,714,141.81
29711 Capital Research & Consultancy	10,538,871.81	0.00	10,538,871.81
29712 Software Devloment and Purchase	1,175,270.00	0.00	1,175,270.00
326 Ministry of Foreign Affairs	641,744,074.47	0.00	641,744,074.47
Capital	641,744,074.47	0.00	641,744,074.47
29210 Building - Purchase	484,000,000.00	0.00	484,000,000.00
29211 Building Purchase	484,000,000.00	0.00	484,000,000.00
29310 Furniture & Fittings	27,629,734.00	0.00	27,629,734.00
29311 Furniture & Fixtures	27,629,734.00	0.00	27,629,734.00
29410 Vehicles	70,811,200.00	0.00	70,811,200.00
29411 Vehicles	70,811,200.00	0.00	70,811,200.00
29510 Plant & Machinery	20,677,268.50	0.00	20,677,268.50
29511 Plant & Machinery	20,677,268.50	0.00	20,677,268.50
29620 Capital Formation - Civil Works	38,625,871.97	0.00	38,625,871.97
29621 Capital Formation	38,625,871.97	0.00	38,625,871.97
329 Ministry of Forestry and Soil Conservation	3,074,222,278.19	91,261,503.11	3,165,483,781.30
Capital	3,074,222,278.19	91,261,503.11	3,165,483,781.30
29220 Building Construction	359,673,017.14	28,743,000.00	388,416,017.14
29221 Building Construction	359,673,017.14	28,743,000.00	388,416,017.14
29230 Capital Formation - Building	20,194,347.00	0.00	20,194,347.00
29231 Capital Formation - Building	20,194,347.00	0.00	20,194,347.00
29310 Furniture & Fittings	14,058,153.11	711,205.85	14,769,358.96
29311 Furniture & Fixtures	14,058,153.11	711,205.85	14,769,358.96
29410 Vehicles	49,504,367.48	13,794,545.20	63,298,912.68
29411 Vehicles	49,504,367.48	13,794,545.20	63,298,912.68
29510 Plant & Machinery	55,328,486.15	4,572,499.30	59,900,985.45
29511 Plant & Machinery	55,328,486.15	4,572,499.30	59,900,985.45
29610 Civil Works - Construction	2,500,548,763.97	17,726,715.82	2,518,275,479.79
29611 Civil Works - Construction	2,500,548,763.97	17,726,715.82	2,518,275,479.79
29620 Capital Formation - Civil Works	24,669,774.35	0.00	24,669,774.35
29621 Capital Formation	24,669,774.35	0.00	24,669,774.35
29710 Capital Research & Consultancy	50,245,368.99	25,713,536.94	75,958,905.93
29711 Capital Research & Consultancy	49,965,467.99	25,713,536.94	75,679,004.93
29712 Software Devloment and Purchase	279,901.00	0.00	279,901.00
330 Ministry of Commerce and Supply	160,854,970.21	0.00	160,854,970.21
Capital	160,854,970.21	0.00	160,854,970.21
29220 Building Construction	5,387,164.55	0.00	5,387,164.55

Government of Nepal

Ministry of Finance

Financial Comptroller General Office
Economic Code wise Aggregate Expenditure (Capital)

Fiscal Year 2015/16 (2072/73)

Ministry/Economic Code		Cash	Non Cash	Total Expenditure
29221	Building Construction	5,387,164.55	0.00	5,387,164.55
29310	Furniture & Fittings	5,875,496.90	0.00	5,875,496.90
29311	Furniture & Fixtures	5,875,496.90	0.00	5,875,496.90
29410	Vehicles	18,876,864.88	0.00	18,876,864.88
29411	Vehicles	18,876,864.88	0.00	18,876,864.88
29510	Plant & Machinery	10,939,400.77	0.00	10,939,400.77
29511	Plant & Machinery	10,939,400.77	0.00	10,939,400.77
29610	Civil Works - Construction	94,444,450.90	0.00	94,444,450.90
29611	Civil Works - Construction	94,444,450.90	0.00	94,444,450.90
29620	Capital Formation - Civil Works	20,000,000.00	0.00	20,000,000.00
29621	Capital Formation	20,000,000.00	0.00	20,000,000.00
29710	Capital Research & Consultancy	5,331,592.21	0.00	5,331,592.21
29711	Capital Research & Consultancy	4,276,205.21	0.00	4,276,205.21
29712	Software Devloment and Purchase	1,055,387.00	0.00	1,055,387.00
331	Ministry of Environment, Science and Technology	374,371,577.65	56,887,186.97	431,258,764.62
	Capital	374,371,577.65	56,887,186.97	431,258,764.62
29110	Land Acquisition	1,306,335.00	0.00	1,306,335.00
29111	Land Acquisition	1,306,335.00	0.00	1,306,335.00
29220	Building Construction	4,247,920.24	0.00	4,247,920.24
29221	Building Construction	4,247,920.24	0.00	4,247,920.24
29230	Capital Formation - Building	4,524,190.67	1,442,034.00	5,966,224.67
29231	Capital Formation - Building	4,524,190.67	1,442,034.00	5,966,224.67
29310	Furniture & Fittings	4,310,616.25	70,060.00	4,380,676.25
29311	Furniture & Fixtures	4,310,616.25	70,060.00	4,380,676.25
29410	Vehicles	31,715,657.00	0.00	31,715,657.00
29411	Vehicles	31,715,657.00	0.00	31,715,657.00
29510	Plant & Machinery	256,829,493.73	55,375,092.97	312,204,586.70
29511	Plant & Machinery	256,829,493.73	55,375,092.97	312,204,586.70
29610	Civil Works - Construction	17,044,555.85	0.00	17,044,555.85
29611	Civil Works - Construction	17,044,555.85	0.00	17,044,555.85
29620	Capital Formation - Civil Works	1,299,972.76	0.00	1,299,972.76
29621	Capital Formation	1,299,972.76	0.00	1,299,972.76
29710	Capital Research & Consultancy	53,092,836.15	0.00	53,092,836.15
29711	Capital Research & Consultancy	27,108,846.20	0.00	27,108,846.20
29712	Software Devloment and Purchase	25,983,989.95	0.00	25,983,989.95
336	Ministry of Land Reforms and Management	814,620,387.92	32,343,754.96	846,964,142.88
	Capital	814,620,387.92	32,343,754.96	846,964,142.88
29110	Land Acquisition	14,111,979.00	0.00	14,111,979.00
29111	Land Acquisition	14,111,979.00	0.00	14,111,979.00
29220	Building Construction	316,407,728.83	0.00	316,407,728.83
29221	Building Construction	316,407,728.83	0.00	316,407,728.83
29230	Capital Formation - Building	35,022,635.05	0.00	35,022,635.05
29231	Capital Formation - Building	35,022,635.05	0.00	35,022,635.05
29310	Furniture & Fittings	53,833,089.29	0.00	53,833,089.29
29311	Furniture & Fixtures	53,833,089.29	0.00	53,833,089.29
29410	Vehicles	72,116,099.37	0.00	72,116,099.37
29411	Vehicles	72,116,099.37	0.00	72,116,099.37
29510	Plant & Machinery	130,239,193.07	12,343,754.96	142,582,948.03
29511	Plant & Machinery	130,239,193.07	12,343,754.96	142,582,948.03
29610	Civil Works - Construction	191,440,260.31	0.00	191,440,260.31
29611	Civil Works - Construction	191,440,260.31	0.00	191,440,260.31
29620	Capital Formation - Civil Works	1,151,309.00	0.00	1,151,309.00

Government of Nepal

Ministry of Finance

Financial Comptroller General Office Economic Code wise Aggregate Expenditure (Capital)

Fiscal Year 2015/16 (2072/73)

Ministry/Economic Code		Cash	Non Cash	Total Expenditure
29621	Capital Formation	1,151,309.00	0.00	1,151,309.00
29710	Capital Research & Consultancy	298,094.00	20,000,000.00	20,298,094.00
29711	Capital Research & Consultancy	298,094.00	0.00	298,094.00
29712	Software Devloment and Purchase	0.00	20,000,000.00	20,000,000.00
337	Ministry of Physical Planning, Works and Transport	34,465,983,740.49	2,561,993,810.40	37,027,977,550.89
	Capital	34,465,983,740.49	2,561,993,810.40	37,027,977,550.89
29110	Land Acquisition	1,205,265,064.60	0.00	1,205,265,064.60
29111	Land Acquisition	1,205,265,064.60	0.00	1,205,265,064.60
29220	Building Construction	103,095,321.00	0.00	103,095,321.00
29221	Building Construction	103,095,321.00	0.00	103,095,321.00
29230	Capital Formation - Building	398,213.00	0.00	398,213.00
29231	Capital Formation - Building	398,213.00	0.00	398,213.00
29310	Furniture & Fittings	8,982,116.65	0.00	8,982,116.65
29311	Furniture & Fixtures	8,982,116.65	0.00	8,982,116.65
29410	Vehicles	12,872,312.00	0.00	12,872,312.00
29411	Vehicles	12,872,312.00	0.00	12,872,312.00
29510	Plant & Machinery	343,838,853.57	45,188,774.27	389,027,627.84
29511	Plant & Machinery	343,838,853.57	45,188,774.27	389,027,627.84
29610	Civil Works - Construction	31,606,609,422.42	2,227,099,964.79	33,833,709,387.21
29611	Civil Works - Construction	31,606,609,422.42	2,227,099,964.79	33,833,709,387.21
29620	Capital Formation - Civil Works	42,964,579.24	0.00	42,964,579.24
29621	Capital Formation	42,964,579.24	0.00	42,964,579.24
29710	Capital Research & Consultancy	1,141,957,858.01	289,705,071.34	1,431,662,929.35
29711	Capital Research & Consultancy	1,141,957,858.01	289,566,183.34	1,431,524,041.35
29712	Software Devloment and Purchase	0.00	138,888.00	138,888.00
340	Ministry of Women, Children & Social Welfare	132,068,616.25	0.00	132,068,616.25
	Capital	132,068,616.25	0.00	132,068,616.25
29220	Building Construction	60,424,426.00	0.00	60,424,426.00
29221	Building Construction	60,424,426.00	0.00	60,424,426.00
29310	Furniture & Fittings	11,304,454.50	0.00	11,304,454.50
29311	Furniture & Fixtures	11,304,454.50	0.00	11,304,454.50
29410	Vehicles	46,639,148.85	0.00	46,639,148.85
29411	Vehicles	46,639,148.85	0.00	46,639,148.85
29510	Plant & Machinery	13,700,586.90	0.00	13,700,586.90
29511	Plant & Machinery	13,700,586.90	0.00	13,700,586.90
343	Ministry of Youth and Sports	10,389,494.61	0.00	10,389,494.61
	Capital	10,389,494.61	0.00	10,389,494.61
29310	Furniture & Fittings	2,055,573.00	0.00	2,055,573.00
29311	Furniture & Fixtures	2,055,573.00	0.00	2,055,573.00
29410	Vehicles	5,839,904.00	0.00	5,839,904.00
29411	Vehicles	5,839,904.00	0.00	5,839,904.00
29510	Plant & Machinery	1,637,021.00	0.00	1,637,021.00
29511	Plant & Machinery	1,637,021.00	0.00	1,637,021.00
29620	Capital Formation - Civil Works	711,496.61	0.00	711,496.61
29621	Capital Formation	711,496.61	0.00	711,496.61
29710	Capital Research & Consultancy	145,500.00	0.00	145,500.00
29712	Software Devloment and Purchase	145,500.00	0.00	145,500.00
345	Ministry of Defence	5,813,924,722.36	0.00	5,813,924,722.36
	Capital	5,813,924,722.36	0.00	5,813,924,722.36
29110	Land Acquisition	250,000,000.00	0.00	250,000,000.00
29111	Land Acquisition	250,000,000.00	0.00	250,000,000.00

Government of Nepal

Ministry of Finance

Financial Comptroller General Office
Economic Code wise Aggregate Expenditure (Capital)

Fiscal Year 2015/16 (2072/73)

Ministry/Economic Code		Cash	Non Cash	Total Expenditure
29220	Building Construction	2,544,701,748.29	0.00	2,544,701,748.29
29221	Building Construction	2,544,701,748.29	0.00	2,544,701,748.29
29230	Capital Formation - Building	28,848,716.98	0.00	28,848,716.98
29231	Capital Formation - Building	28,848,716.98	0.00	28,848,716.98
29310	Furniture & Fittings	26,170,597.21	0.00	26,170,597.21
29311	Furniture & Fixtures	26,170,597.21	0.00	26,170,597.21
29410	Vehicles	502,170,499.00	0.00	502,170,499.00
29411	Vehicles	502,170,499.00	0.00	502,170,499.00
29510	Plant & Machinery	1,670,912,837.88	0.00	1,670,912,837.88
29511	Plant & Machinery	1,670,912,837.88	0.00	1,670,912,837.88
29610	Civil Works - Construction	781,461,858.00	0.00	781,461,858.00
29611	Civil Works - Construction	781,461,858.00	0.00	781,461,858.00
29620	Capital Formation - Civil Works	8,259,015.00	0.00	8,259,015.00
29621	Capital Formation	8,259,015.00	0.00	8,259,015.00
29710	Capital Research & Consultancy	1,399,450.00	0.00	1,399,450.00
29712	Software Devloment and Purchase	1,399,450.00	0.00	1,399,450.00
347	Ministry of Urban Development	18,362,932,241.18	2,250,753,376.17	20,613,685,617.35
	Capital	18,362,932,241.18	2,250,753,376.17	20,613,685,617.35
29110	Land Acquisition	184,233,295.32	0.00	184,233,295.32
29111	Land Acquisition	184,233,295.32	0.00	184,233,295.32
29210	Building - Purchase	0.00	0.00	0.00
29211	Building Purchase	0.00	0.00	0.00
29220	Building Construction	3,954,050,702.97	0.00	3,954,050,702.97
29221	Building Construction	3,954,050,702.97	0.00	3,954,050,702.97
29230	Capital Formation - Building	32,722,853.08	0.00	32,722,853.08
29231	Capital Formation - Building	32,722,853.08	0.00	32,722,853.08
29310	Furniture & Fittings	32,559,569.66	0.00	32,559,569.66
29311	Furniture & Fixtures	32,559,569.66	0.00	32,559,569.66
29410	Vehicles	87,718,875.99	0.00	87,718,875.99
29411	Vehicles	87,718,875.99	0.00	87,718,875.99
29510	Plant & Machinery	52,858,133.85	0.00	52,858,133.85
29511	Plant & Machinery	52,858,133.85	0.00	52,858,133.85
29610	Civil Works - Construction	12,682,276,686.78	2,008,631,765.81	14,690,908,452.59
29611	Civil Works - Construction	12,682,276,686.78	2,008,631,765.81	14,690,908,452.59
29620	Capital Formation - Civil Works	458,921,054.00	0.00	458,921,054.00
29621	Capital Formation	458,921,054.00	0.00	458,921,054.00
29710	Capital Research & Consultancy	877,591,069.53	242,121,610.36	1,119,712,679.89
29711	Capital Research & Consultancy	876,907,419.53	242,121,610.36	1,119,029,029.89
29712	Software Devloment and Purchase	683,650.00	0.00	683,650.00
349	Ministry of Peace & Reconstruction	37,091,152.67	0.00	37,091,152.67
	Capital	37,091,152.67	0.00	37,091,152.67
29230	Capital Formation - Building	1,737,887.35	0.00	1,737,887.35
29231	Capital Formation - Building	1,737,887.35	0.00	1,737,887.35
29310	Furniture & Fittings	2,473,937.51	0.00	2,473,937.51
29311	Furniture & Fixtures	2,473,937.51	0.00	2,473,937.51
29410	Vehicles	13,419,558.03	0.00	13,419,558.03
29411	Vehicles	13,419,558.03	0.00	13,419,558.03
29510	Plant & Machinery	5,548,106.78	0.00	5,548,106.78
29511	Plant & Machinery	5,548,106.78	0.00	5,548,106.78
29610	Civil Works - Construction	13,612,213.00	0.00	13,612,213.00
29611	Civil Works - Construction	13,612,213.00	0.00	13,612,213.00
29710	Capital Research & Consultancy	299,450.00	0.00	299,450.00

Financial Comptroller General Office
Economic Code wise Aggregate Expenditure (Capital)

Fiscal Year 2015/16 (2072/73)

Ministry/Economic Code		Cash	Non Cash	Total Expenditure
	29712 Software Devloment and Purchase	299,450.00	0.00	299,450.00
350	Ministry of Education	289,234,417.21	0.00	289,234,417.21
	Capital	289,234,417.21	0.00	289,234,417.21
	29220 Building Construction	75,279,284.67	0.00	75,279,284.67
	29221 Building Construction	75,279,284.67	0.00	75,279,284.67
	29230 Capital Formation - Building	23,538,547.50	0.00	23,538,547.50
	29231 Capital Formation - Building	23,538,547.50	0.00	23,538,547.50
	29310 Furniture & Fittings	15,360,858.86	0.00	15,360,858.86
	29311 Furniture & Fixtures	15,360,858.86	0.00	15,360,858.86
	29410 Vehicles	88,748,736.88	0.00	88,748,736.88
	29411 Vehicles	88,748,736.88	0.00	88,748,736.88
	29510 Plant & Machinery	53,756,093.32	0.00	53,756,093.32
	29511 Plant & Machinery	53,756,093.32	0.00	53,756,093.32
	29610 Civil Works - Construction	9,364,492.82	0.00	9,364,492.82
	29611 Civil Works - Construction	9,364,492.82	0.00	9,364,492.82
	29620 Capital Formation - Civil Works	18,346,236.16	0.00	18,346,236.16
	29621 Capital Formation	18,346,236.16	0.00	18,346,236.16
	29710 Capital Research & Consultancy	4,840,167.00	0.00	4,840,167.00
	29712 Software Devloment and Purchase	4,840,167.00	0.00	4,840,167.00
352	Ministry of Cooperative and poverty Alleviation	54,984,623.21	0.00	54,984,623.21
	Capital	54,984,623.21	0.00	54,984,623.21
	29220 Building Construction	35,059,183.27	0.00	35,059,183.27
	29221 Building Construction	35,059,183.27	0.00	35,059,183.27
	29230 Capital Formation - Building	1,196,077.63	0.00	1,196,077.63
	29231 Capital Formation - Building	1,196,077.63	0.00	1,196,077.63
	29310 Furniture & Fittings	2,142,559.00	0.00	2,142,559.00
	29311 Furniture & Fixtures	2,142,559.00	0.00	2,142,559.00
	29410 Vehicles	4,650,866.00	0.00	4,650,866.00
	29411 Vehicles	4,650,866.00	0.00	4,650,866.00
	29510 Plant & Machinery	6,102,680.00	0.00	6,102,680.00
	29511 Plant & Machinery	6,102,680.00	0.00	6,102,680.00
	29620 Capital Formation - Civil Works	5,833,257.31	0.00	5,833,257.31
	29621 Capital Formation	5,833,257.31	0.00	5,833,257.31
356	Ministry of General Administration	22,466,330.20	5,390,840.00	27,857,170.20
	Capital	22,466,330.20	5,390,840.00	27,857,170.20
	29220 Building Construction	7,895,640.00	0.00	7,895,640.00
	29221 Building Construction	7,895,640.00	0.00	7,895,640.00
	29230 Capital Formation - Building	299,672.00	0.00	299,672.00
	29231 Capital Formation - Building	299,672.00	0.00	299,672.00
	29310 Furniture & Fittings	1,589,238.00	0.00	1,589,238.00
	29311 Furniture & Fixtures	1,589,238.00	0.00	1,589,238.00
	29410 Vehicles	5,998,230.00	0.00	5,998,230.00
	29411 Vehicles	5,998,230.00	0.00	5,998,230.00
	29510 Plant & Machinery	5,309,977.20	5,390,840.00	10,700,817.20
	29511 Plant & Machinery	5,309,977.20	5,390,840.00	10,700,817.20
	29610 Civil Works - Construction	342,490.00	0.00	342,490.00
	29611 Civil Works - Construction	342,490.00	0.00	342,490.00
	29710 Capital Research & Consultancy	1,031,083.00	0.00	1,031,083.00
	29712 Software Devloment and Purchase	1,031,083.00	0.00	1,031,083.00
357	Ministry of Irrigation	19,648,145,424.93	193,788,394.38	19,841,933,819.31
	Capital	19,648,145,424.93	193,788,394.38	19,841,933,819.31
	29110 Land Acquisition	366,372,791.00	0.00	366,372,791.00

Financial Comptroller General Office
Economic Code wise Aggregate Expenditure (Capital)

Fiscal Year 2015/16 (2072/73)

Ministry/Economic Code		Cash	Non Cash	Total Expenditure
29111	Land Acquisition	366,372,791.00	0.00	366,372,791.00
29220	Building Construction	35,490,313.95	0.00	35,490,313.95
29221	Building Construction	35,490,313.95	0.00	35,490,313.95
29230	Capital Formation - Building	13,585,471.52	0.00	13,585,471.52
29231	Capital Formation - Building	13,585,471.52	0.00	13,585,471.52
29310	Furniture & Fittings	29,119,162.75	0.00	29,119,162.75
29311	Furniture & Fixtures	29,119,162.75	0.00	29,119,162.75
29410	Vehicles	56,789,186.32	0.00	56,789,186.32
29411	Vehicles	56,789,186.32	0.00	56,789,186.32
29510	Plant & Machinery	159,341,377.48	0.00	159,341,377.48
29511	Plant & Machinery	159,341,377.48	0.00	159,341,377.48
29610	Civil Works - Construction	16,332,811,865.70	16,371,433.92	16,349,183,299.62
29611	Civil Works - Construction	16,332,811,865.70	16,371,433.92	16,349,183,299.62
29620	Capital Formation - Civil Works	1,928,202,656.95	0.00	1,928,202,656.95
29621	Capital Formation	1,928,202,656.95	0.00	1,928,202,656.95
29710	Capital Research & Consultancy	726,432,599.26	177,416,960.46	903,849,559.72
29711	Capital Research & Consultancy	721,111,701.03	177,416,960.46	898,528,661.49
29712	Software Devloment and Purchase	5,320,898.23	0.00	5,320,898.23
358	Ministry of Information and Communications	218,668,489.48	0.00	218,668,489.48
	Capital	218,668,489.48	0.00	218,668,489.48
29220	Building Construction	84,553,054.65	0.00	84,553,054.65
29221	Building Construction	84,553,054.65	0.00	84,553,054.65
29230	Capital Formation - Building	16,680,985.45	0.00	16,680,985.45
29231	Capital Formation - Building	16,680,985.45	0.00	16,680,985.45
29310	Furniture & Fittings	12,861,415.75	0.00	12,861,415.75
29311	Furniture & Fixtures	12,861,415.75	0.00	12,861,415.75
29410	Vehicles	7,512,615.33	0.00	7,512,615.33
29411	Vehicles	7,512,615.33	0.00	7,512,615.33
29510	Plant & Machinery	41,010,255.58	0.00	41,010,255.58
29511	Plant & Machinery	41,010,255.58	0.00	41,010,255.58
29610	Civil Works - Construction	55,196,282.72	0.00	55,196,282.72
29611	Civil Works - Construction	55,196,282.72	0.00	55,196,282.72
29620	Capital Formation - Civil Works	505,000.00	0.00	505,000.00
29621	Capital Formation	505,000.00	0.00	505,000.00
29710	Capital Research & Consultancy	348,880.00	0.00	348,880.00
29712	Software Devloment and Purchase	348,880.00	0.00	348,880.00
365	Ministry of Federal Affairs and Local Development	15,697,066,655.08	1,956,933,888.17	17,654,000,543.25
	Capital	15,697,066,655.08	1,956,933,888.17	17,654,000,543.25
22510	Consultancy and Other Services fee	0.00	0.00	0.00
22512	Skill Development and Awareness Training Program	0.00	0.00	0.00
22520	Production Materials and Programme Expenses	0.00	0.00	0.00
22522	Program Expenses	0.00	0.00	0.00
26320	Capital Grant to Local Body	0.00	0.00	0.00
26322	Conditional Capital Grant to Local Bodies	0.00	0.00	0.00
29110	Land Acquisition	79,175,066.00	0.00	79,175,066.00
29111	Land Acquisition	79,175,066.00	0.00	79,175,066.00
29220	Building Construction	1,248,925,401.43	0.00	1,248,925,401.43
29221	Building Construction	1,248,925,401.43	0.00	1,248,925,401.43
29230	Capital Formation - Building	5,356,002.00	0.00	5,356,002.00
29231	Capital Formation - Building	5,356,002.00	0.00	5,356,002.00
29310	Furniture & Fittings	13,244,865.84	80,000.00	13,324,865.84
29311	Furniture & Fixtures	13,244,865.84	80,000.00	13,324,865.84

Government of Nepal

Ministry of Finance

Financial Comptroller General Office
Economic Code wise Aggregate Expenditure (Capital)

Fiscal Year 2015/16 (2072/73)

Ministry/Economic Code		Cash	Non Cash	Total Expenditure
29410	Vehicles	25,582,658.00	0.00	25,582,658.00
29411	Vehicles	25,582,658.00	0.00	25,582,658.00
29510	Plant & Machinery	59,706,262.50	20,000.00	59,726,262.50
29511	Plant & Machinery	59,706,262.50	20,000.00	59,726,262.50
29610	Civil Works - Construction	12,385,827,753.99	1,199,616,713.06	13,585,444,467.05
29611	Civil Works - Construction	12,385,827,753.99	1,199,616,713.06	13,585,444,467.05
29620	Capital Formation - Civil Works	1,465,869,191.38	18,470,201.00	1,484,339,392.38
29621	Capital Formation	1,465,869,191.38	18,470,201.00	1,484,339,392.38
29710	Capital Research & Consultancy	413,379,453.94	738,746,974.11	1,152,126,428.05
29711	Capital Research & Consultancy	413,379,453.94	738,746,974.11	1,152,126,428.05
370	Ministry of Health and Population	734,460,849.92	75,623,259.00	810,084,108.92
	Capital	734,460,849.92	75,623,259.00	810,084,108.92
29110	Land Acquisition	130,000.00	0.00	130,000.00
29111	Land Acquisition	130,000.00	0.00	130,000.00
29220	Building Construction	90,998,275.74	0.00	90,998,275.74
29221	Building Construction	90,998,275.74	0.00	90,998,275.74
29230	Capital Formation - Building	4,220,112.34	0.00	4,220,112.34
29231	Capital Formation - Building	4,220,112.34	0.00	4,220,112.34
29310	Furniture & Fittings	62,528,591.55	0.00	62,528,591.55
29311	Furniture & Fixtures	62,528,591.55	0.00	62,528,591.55
29410	Vehicles	12,688,179.34	0.00	12,688,179.34
29411	Vehicles	12,688,179.34	0.00	12,688,179.34
29510	Plant & Machinery	404,325,439.87	75,623,259.00	479,948,698.87
29511	Plant & Machinery	404,325,439.87	75,623,259.00	479,948,698.87
29610	Civil Works - Construction	56,361,461.02	0.00	56,361,461.02
29611	Civil Works - Construction	56,361,461.02	0.00	56,361,461.02
29620	Capital Formation - Civil Works	103,208,790.06	0.00	103,208,790.06
29621	Capital Formation	103,208,790.06	0.00	103,208,790.06
371	Ministry of Labour and Employment	56,823,175.33	1,512,500.00	58,335,675.33
	Capital	56,823,175.33	1,512,500.00	58,335,675.33
29230	Capital Formation - Building	16,815,766.86	0.00	16,815,766.86
29231	Capital Formation - Building	16,815,766.86	0.00	16,815,766.86
29310	Furniture & Fittings	3,842,815.81	519,500.00	4,362,315.81
29311	Furniture & Fixtures	3,842,815.81	519,500.00	4,362,315.81
29410	Vehicles	6,339,991.00	0.00	6,339,991.00
29411	Vehicles	6,339,991.00	0.00	6,339,991.00
29510	Plant & Machinery	28,092,732.00	993,000.00	29,085,732.00
29511	Plant & Machinery	28,092,732.00	993,000.00	29,085,732.00
29620	Capital Formation - Civil Works	673,665.66	0.00	673,665.66
29621	Capital Formation	673,665.66	0.00	673,665.66
29710	Capital Research & Consultancy	1,058,204.00	0.00	1,058,204.00
29712	Software Devloement and Purchase	1,058,204.00	0.00	1,058,204.00
391	National Planning Commission Secreterate	42,018,364.15	0.00	42,018,364.15
	Capital	42,018,364.15	0.00	42,018,364.15
29220	Building Construction	19,155,445.02	0.00	19,155,445.02
29221	Building Construction	19,155,445.02	0.00	19,155,445.02
29230	Capital Formation - Building	4,781,300.20	0.00	4,781,300.20
29231	Capital Formation - Building	4,781,300.20	0.00	4,781,300.20
29310	Furniture & Fittings	2,970,225.56	0.00	2,970,225.56
29311	Furniture & Fixtures	2,970,225.56	0.00	2,970,225.56
29410	Vehicles	132,371.00	0.00	132,371.00
29411	Vehicles	132,371.00	0.00	132,371.00

Government of Nepal

Ministry of Finance

Financial Comptroller General Office
Economic Code wise Aggregate Expenditure (Capital)

Fiscal Year 2015/16 (2072/73)

Ministry/Economic Code		Cash	Non Cash	Total Expenditure
29510	Plant & Machinery	10,544,155.00	0.00	10,544,155.00
29511	Plant & Machinery	10,544,155.00	0.00	10,544,155.00
29620	Capital Formation - Civil Works	3,255,662.37	0.00	3,255,662.37
29621	Capital Formation	3,255,662.37	0.00	3,255,662.37
29710	Capital Research & Consultancy	1,179,205.00	0.00	1,179,205.00
29712	Software Devloement and Purchase	1,179,205.00	0.00	1,179,205.00

Government of Nepal

Ministry of Finance

Financial Comptroller General Office
Economic Code wise Aggregate Expenditure (Financing)

Fiscal Year 2015/16 (2072/73)

Ministry/Economic Code	Cash	Non Cash	Total Expenditure
502 MOF Domestic Debt Service	101,557,739,449.04	4,909,307,487.76	106,467,046,936.80
Financing	101,557,739,449.04	4,909,307,487.76	106,467,046,936.80
31110 Internal Loan	20,517,584,954.00	4,298,997,409.92	24,816,582,363.92
31111 Internal Loan to Corporations	20,517,584,954.00	4,298,997,409.92	24,816,582,363.92
31210 Domestic Share Investments	11,914,612,754.00	79,400,534.66	11,994,013,288.66
31211 Share Investments- Corporations	11,914,612,754.00	79,400,534.66	11,994,013,288.66
31220 Foreign Share Investments	175,867,200.00	530,909,543.18	706,776,743.18
31221 Foreign Share Investments	175,867,200.00	530,909,543.18	706,776,743.18
32110 External Amortizations	18,614,727,436.03	0.00	18,614,727,436.03
32111 External Amortization	18,614,727,436.03	0.00	18,614,727,436.03
32210 Domestic Amortization	50,334,947,105.01	0.00	50,334,947,105.01
32211 Domestic Amortization	50,334,947,105.01	0.00	50,334,947,105.01

**Financial Comptroller General Office
Votable/NonVotable Final Report (Recurrent)**

Fiscal year 2015/16 (2072/73)

ANNEX-17

	RedBook	Virement In	Virement Out	Net Budget	Release	Expenditure	Release Balance	Budget Balance
Charged	21,570,921,000.00	2,450,489.00	10,000,000,000.00	11,573,371,489.00	8,763,054,410.44	8,763,054,410.44	0.00	2,810,317,078.56
President	6,414,000.00	0.00	0.00	6,414,000.00	5,393,586.33	5,393,586.33	0.00	1,020,413.67
Deputy President	5,814,000.00	969,760.00	0.00	6,783,760.00	6,717,141.00	6,717,141.00	0.00	66,619.00
Constituent Assembly / Legislature - Parliament	13,446,000.00	1,100,000.00	0.00	14,546,000.00	11,504,051.37	11,504,051.37	0.00	3,041,948.63
Courts	41,784,000.00	0.00	0.00	41,784,000.00	24,138,345.93	24,138,345.93	0.00	17,645,654.07
Commission for Investigation of Abuse of Authority	9,640,000.00	0.00	0.00	9,640,000.00	8,952,779.45	8,952,779.45	0.00	687,220.55
Office of the Auditor General	2,361,000.00	0.00	0.00	2,361,000.00	1,902,721.70	1,902,721.70	0.00	458,278.30
Public Service Commission	8,213,000.00	0.00	0.00	8,213,000.00	7,784,288.00	7,784,288.00	0.00	428,712.00
Election Commission	5,462,000.00	0.00	0.00	5,462,000.00	3,227,767.35	3,227,767.35	0.00	2,234,232.65
National Human Rights Commission	4,916,000.00	380,729.00	0.00	5,296,729.00	5,039,784.72	5,039,784.72	0.00	256,944.28
MOF Domestic Debt Service Commission	16,233,721,000.00	0.00	10,000,000,000.00	6,233,721,000.00	5,362,160,620.19	5,362,160,620.19	0.00	871,560,379.81
MOF External Debt Service (Multilateral)	4,392,788,000.00	0.00	0.00	4,392,788,000.00	2,811,727,257.07	2,811,727,257.07	0.00	1,581,060,742.93
MOF External Debt Service (Bilateral)	816,362,000.00	0.00	0.00	816,362,000.00	499,152,143.83	499,152,143.83	0.00	317,209,856.17
MOF Miscellaneous	30,000,000.00	0.00	0.00	30,000,000.00	15,353,923.50	15,353,923.50	0.00	14,646,076.50
Appropriated	462,695,454,000.00	80,407,940,519.00	90,577,274,318.00	452,526,120,201.00	362,534,034,725.78	362,534,034,725.78	0.00	89,992,085,475.22
President	72,597,000.00	25,232,209.00	0.00	97,829,209.00	91,245,419.18	91,245,419.18	0.00	6,583,789.82
Deputy President	23,549,000.00	166,000.00	100,000.00	23,615,000.00	22,162,756.00	22,162,756.00	0.00	1,452,244.00
Constituent Assembly / Legislature - Parliament	1,301,977,000.00	130,407,678.00	110,765,216.00	1,321,619,462.00	1,185,861,173.84	1,185,861,173.84	0.00	135,758,288.16
Courts	3,003,046,000.00	111,003,192.00	18,862,000.00	3,095,187,192.00	2,653,736,789.85	2,653,736,789.85	0.00	441,450,402.15
Commission for Investigation of Abuse of Authority	730,053,000.00	49,350,000.00	160,239,000.00	619,164,000.00	500,221,060.66	500,221,060.66	0.00	118,942,939.34
Office of the Auditor General	426,071,000.00	16,699,000.00	16,699,000.00	426,071,000.00	370,028,007.72	370,028,007.72	0.00	56,042,992.28
Public Service Commission	416,177,000.00	92,800,000.00	300,000.00	508,677,000.00	462,058,457.08	462,058,457.08	0.00	46,618,542.92
Election Commission	501,631,000.00	0.00	0.00	501,631,000.00	402,490,930.18	402,490,930.18	0.00	99,140,069.82
National Human Rights Commission	114,524,000.00	3,602,000.00	3,982,729.00	114,143,271.00	79,377,732.78	79,377,732.78	0.00	34,765,538.22
Office of the Attorney General	474,058,000.00	62,810,000.00	39,650,000.00	497,218,000.00	468,824,717.72	468,824,717.72	0.00	28,393,282.28

**Financial Comptroller General Office
Votable/NonVotable Final Report (Recurrent)**

Fiscal year 2015/16 (2072/73)

ANNEX-17

	RedBook	Virement In	Virement Out	Net Budget	Release	Expenditure	Release Balance	Budget Balance
Council of Justice	58,039,000.00	575,000.00	4,675,000.00	53,939,000.00	42,112,401.00	42,112,401.00	0.00	11,826,599.00
Prime Minister and Council of Minister's Office	4,236,173,000.00	7,357,746,000.00	13,558,000.00	11,580,361,000.00	10,145,421,538.53	10,145,421,538.53	0.00	1,434,939,461.47
Ministry of Finance	7,829,448,000.00	255,863,549.00	1,114,334,880.00	6,970,976,669.00	3,296,645,184.81	3,296,645,184.81	0.00	3,674,331,484.19
Ministry of Industry	2,711,284,000.00	18,400,702.00	9,216,580.00	2,720,468,122.00	1,483,197,566.78	1,483,197,566.78	0.00	1,237,270,555.22
Ministry of Energy	927,850,000.00	370,472,817.00	3,198,000.00	1,295,124,817.00	916,817,191.53	916,817,191.53	0.00	378,307,625.47
Ministry of Law, Justice, Constituent Assembly and Parliamentary Affairs	138,559,000.00	8,119,500.00	0.00	146,678,500.00	98,286,478.58	98,286,478.58	0.00	48,392,021.42
Ministry of Agriculture	24,023,309,000.00	713,876,987.00	293,599,987.00	24,443,586,000.00	20,110,065,346.25	20,110,065,346.25	0.00	4,333,520,653.75
Ministry of Home	36,557,319,000.00	2,575,414,152.00	1,277,005,500.00	37,855,727,652.00	37,033,139,513.10	37,033,139,513.10	0.00	822,588,138.90
Ministry of Culture, Tourism and Civil Aviation	3,194,597,000.00	405,018,121.00	308,166,000.00	3,291,449,121.00	2,056,798,844.82	2,056,798,844.82	0.00	1,234,650,276.18
Ministry of Foreign Affairs	2,990,126,000.00	505,563,470.00	0.00	3,495,689,470.00	3,407,523,469.52	3,407,523,469.52	0.00	88,166,000.48
Ministry of Forestry and Soil Conservation	6,720,275,000.00	218,721,346.00	212,909,460.00	6,726,086,886.00	5,802,608,560.54	5,802,608,560.54	0.00	923,478,325.46
Ministry of Commerce and Supply and Technology	1,054,365,000.00	2,948,000.00	18,204,948.00	1,039,108,052.00	941,683,606.45	941,683,606.45	0.00	97,424,445.55
Ministry of Environment, Science and Technology	7,466,586,000.00	562,417,887.00	572,174,672.00	7,456,829,215.00	5,128,880,747.93	5,128,880,747.93	0.00	2,327,948,467.07
Ministry of Land Reforms and Management	3,200,819,000.00	12,890,960.00	4,159,960.00	3,209,550,000.00	2,724,701,027.46	2,724,701,027.46	0.00	484,848,972.54
Ministry of Physical Planning, Works and Transport Management	6,360,011,000.00	18,424,618.00	11,596,900.00	6,366,838,718.00	5,727,735,975.44	5,727,735,975.44	0.00	639,102,742.56
Ministry of Women, Children & Social Welfare	1,993,440,000.00	26,070,000.00	20,270,000.00	1,999,240,000.00	1,667,907,977.14	1,667,907,977.14	0.00	331,332,022.86
Ministry of Youth and Sports	1,851,364,000.00	144,726,957.00	3,990,000.00	1,992,100,957.00	1,861,742,069.51	1,861,742,069.51	0.00	130,358,887.49
Ministry of Defence	29,651,985,000.00	555,768,260.00	585,425,000.00	29,622,328,260.00	29,541,303,175.06	29,541,303,175.06	0.00	81,025,084.94
Ministry of Urban Development	6,310,550,000.00	388,172,622.00	74,508,385.00	6,624,214,237.00	4,110,585,290.31	4,110,585,290.31	0.00	2,513,628,946.69
Ministry of Peace & Reconstruction	1,567,172,000.00	65,450,348.00	51,603,888.00	1,581,018,460.00	551,989,361.90	551,989,361.90	0.00	1,029,029,098.10
Ministry of Education	98,474,008,000.00	937,649,989.00	599,776,559.00	98,811,881,430.00	90,456,232,063.39	90,456,232,063.39	0.00	8,355,649,366.61
Ministry of Cooperative and poverty Alleviation	1,257,329,000.00	80,637,150.00	89,605,000.00	1,248,361,150.00	1,008,558,674.09	1,008,558,674.09	0.00	239,802,475.91
Ministry of General Administration	771,371,000.00	281,635,478.00	3,300,000.00	1,049,706,478.00	745,354,335.23	745,354,335.23	0.00	304,352,142.77
Ministry of Irrigation	1,440,462,000.00	79,017,712.00	27,452,828.00	1,492,026,884.00	1,201,343,149.03	1,201,343,149.03	0.00	290,683,734.97
Ministry of Information and Communications	3,640,237,000.00	151,872,996.00	48,122,500.00	3,743,987,496.00	3,407,071,887.72	3,407,071,887.72	0.00	336,915,608.28
Ministry of Federal Affairs and Local Development	53,469,129,000.00	2,411,645,651.00	857,870,671.00	55,022,903,980.00	47,290,893,311.77	47,290,893,311.77	0.00	7,732,010,668.23

Financial Comptroller General Office
Votable/NonVotable Final Report (Recurrent)

Fiscal Year 2015/16 (2072/73)

ANNEX-17

	RedBook	Virement In	Virement Out	Net Budget	Release	Expenditure	Release Balance	Budget Balance
Ministry of Health and Population	33,495,360,000.00	2,983,200,000.00	2,568,500,000.00	33,910,060,000.00	25,838,417,094.01	25,838,417,094.01	0.00	8,071,642,905.99
Ministry of Labour and Employment	901,260,000.00	70,363,590.00	500,000.00	971,123,590.00	774,902,617.09	774,902,617.09	0.00	196,220,972.91
National Planning Commission	810,967,000.00	342,200.00	0.00	811,309,200.00	556,278,521.93	556,278,521.93	0.00	255,030,678.07
Secreterate	48,000,000,000.00	397,340,000.00	4,401,458,140.00	43,995,881,860.00	27,621,952,723.00	27,621,952,723.00	0.00	16,373,929,137.00
MOF- Staff Benefits and Retirement Benefits	64,528,377,000.00	56,315,524,378.00	77,051,493,515.00	45,792,407,863.00	20,747,877,976.85	20,747,877,976.85	0.00	25,044,529,886.15
Grand Total :	484,266,375,000.00	80,410,391,008.00	100,577,274,318.00	464,099,491,690.00	371,297,089,136.22	371,297,089,136.22	0.00	92,802,402,553.78

Government of Nepal
Ministry of Finance

Financial Comptroller General Office Votable/NonVotable Final Report (Capital)

Fiscal year 2015/16 (2072/73)

ANNEX-18

	RedBook	Virement In	Virement Out	Net Budget	Release	Expenditure	Release Balance	Budget Balance
Appropriated	208,877,242,000.00	69,254,256,372.00	65,121,633,016.00	213,009,865,356.00	123,251,447,692.23	123,251,447,692.23	0.00	89,758,417,663.77
President	235,400,000.00	46,877,209.00	0.00	282,277,209.00	230,956,795.00	230,956,795.00	0.00	51,320,414.00
Deputy President	1,360,000.00	27,145,000.00	0.00	28,505,000.00	28,504,152.00	28,504,152.00	0.00	848.00
Constituent Assembly / Legislature - Parliament	12,910,000.00	37,335,000.00	4,200,000.00	46,045,000.00	25,844,792.13	25,844,792.13	0.00	20,200,207.87
Courts	944,734,000.00	31,590,403.00	11,100,000.00	965,224,403.00	762,541,540.53	762,541,540.53	0.00	202,682,862.47
Commission for Investigation of Abuse of Authority Office of the Auditor General	262,486,000.00	148,205,741.00	33,700,000.00	376,991,741.00	207,320,259.95	207,320,259.95	0.00	169,671,481.05
Public Service Commission	265,530,000.00	0.00	0.00	265,530,000.00	4,382,729.00	4,382,729.00	0.00	261,147,271.00
Election Commission	57,500,000.00	7,830,000.00	0.00	65,330,000.00	57,848,387.97	57,848,387.97	0.00	7,481,612.03
National Human Rights Commission	70,000,000.00	0.00	0.00	70,000,000.00	26,311,385.99	26,311,385.99	0.00	43,688,614.01
Office of the Attorney General	2,720,000.00	0.00	0.00	2,720,000.00	2,662,744.10	2,662,744.10	0.00	57,255.90
Council of Justice	170,000,000.00	65,200,000.00	0.00	235,200,000.00	198,042,587.25	198,042,587.25	0.00	37,157,412.75
Prime Minister and Council of Minister's Office	925,000.00	4,100,000.00	0.00	5,025,000.00	5,024,043.00	5,024,043.00	0.00	957.00
Ministry of Finance	965,509,000.00	216,799,000.00	69,000,000.00	1,113,308,000.00	428,995,676.12	428,995,676.12	0.00	684,312,323.88
Ministry of Industry	2,246,225,000.00	357,662,290.00	71,507,290.00	2,532,380,000.00	1,138,937,085.34	1,138,937,085.34	0.00	1,393,442,914.66
Ministry of Energy	2,222,726,000.00	46,924,178.00	669,559,114.00	1,600,091,064.00	845,664,677.45	845,664,677.45	0.00	754,426,386.55
Ministry of Law, Justice, Constituent Assembly and Parliamentary Affairs	5,599,226,000.00	1,547,000.00	201,175,000.00	5,399,598,000.00	543,874,992.50	543,874,992.50	0.00	4,855,723,007.50
Ministry of Agriculture and Irrigation	4,681,000.00	5,170,000.00	0.00	9,851,000.00	7,703,155.31	7,703,155.31	0.00	2,147,844.69
Ministry of Culture, Tourism and Civil Aviation	2,659,271,000.00	36,611,000.00	6,898,000.00	2,688,984,000.00	1,985,011,994.63	1,985,011,994.63	0.00	703,972,005.37
Ministry of Foreign Affairs	5,256,320,000.00	282,024,651.00	300,084,651.00	5,238,260,000.00	2,497,651,998.94	2,497,651,998.94	0.00	2,740,608,001.06
Ministry of Forestry and Soil Conservation	1,329,961,000.00	62,184,000.00	34,721,000.00	1,357,424,000.00	991,823,134.35	991,823,134.35	0.00	365,600,866.65
Ministry of Commerce and Supply	2,288,552,000.00	93,684,000.00	1,520,334,000.00	861,902,000.00	736,769,101.84	736,769,101.84	0.00	125,132,898.16
Ministry of Environment, Science and Technology	6,542,028,000.00	237,593,000.00	134,617,000.00	6,645,004,000.00	4,147,809,435.35	4,147,809,435.35	0.00	2,497,194,564.65
Ministry of Land Reforms and Management	1,310,107,000.00	486,179,270.00	0.00	1,796,286,270.00	639,284,964.65	639,284,964.65	0.00	1,157,001,305.35
Ministry of Physical Planning, Works and Transport Management	1,084,666,000.00	1,200,000.00	0.00	1,085,866,000.00	359,951,412.66	359,951,412.66	0.00	725,914,587.34
	1,056,862,000.00	29,952,342.00	16,450,000.00	1,070,364,342.00	722,764,711.55	722,764,711.55	0.00	347,599,630.45
	42,021,824,000.00	17,645,317,702.00	5,864,317,702.00	53,802,824,000.00	37,127,539,614.01	37,127,539,614.01	0.00	16,675,284,385.99

**Financial Comptroller General Office
Votable/NonVotable Final Report (Capital)**

Fiscal year 2015/16 (2072/73)

ANNEX-18

	RedBook	Virement In	Virement Out	Net Budget	Release	Expenditure	Release Balance	Budget Balance
Ministry of Women, Children & Social Welfare	145,049,000.00	19,800,000.00	0.00	164,849,000.00	140,267,823.25	140,267,823.25	0.00	24,581,176.75
Ministry of Youth and Sports	2,506,000.00	9,100,000.00	0.00	11,606,000.00	10,389,494.61	10,389,494.61	0.00	1,216,505.39
Ministry of Defence	3,099,120,000.00	825,804,115.00	1,050,000.00	3,923,874,115.00	3,918,119,374.81	3,918,119,374.81	0.00	5,754,740.19
Ministry of Urban Development	18,610,474,000.00	4,393,920,871.00	1,281,311,718.00	21,723,083,153.00	17,199,811,824.35	17,199,811,824.35	0.00	4,523,271,328.65
Ministry of Peace & Reconstruction	1,867,539,000.00	437,460,000.00	700,000.00	2,304,299,000.00	1,791,919,004.35	1,791,919,004.35	0.00	512,379,995.65
Ministry of Education	168,818,000.00	117,808,153.00	2,255,000.00	284,371,153.00	233,255,948.21	233,255,948.21	0.00	51,115,204.79
Ministry of Cooperative and poverty Alleviation	98,787,000.00	9,069,000.00	0.00	107,856,000.00	57,187,968.21	57,187,968.21	0.00	50,668,031.79
Ministry of General Administration	38,605,000.00	10,886,000.00	1,650,000.00	47,841,000.00	30,039,590.00	30,039,590.00	0.00	17,801,410.00
Ministry of Irrigation	18,784,675,000.00	5,797,579,000.00	2,397,075,000.00	22,185,179,000.00	18,848,811,505.52	18,848,811,505.52	0.00	3,336,367,494.48
Ministry of Information and Communications	577,328,000.00	11,170,091.00	2,500,000.00	585,998,091.00	221,846,912.48	221,846,912.48	0.00	364,151,178.52
Ministry of Federal Affairs and Local Development	23,770,179,000.00	1,093,195,501.00	529,465,382.00	24,333,909,119.00	16,048,821,011.80	16,048,821,011.80	0.00	8,285,088,107.20
Ministry of Health and Population	3,234,144,000.00	29,300,000.00	15,400,000.00	3,248,044,000.00	3,391,399,027.45	3,391,399,027.45	0.00	-143,355,027.45
Ministry of Labour and Employment	196,394,000.00	1,500,000.00	0.00	197,894,000.00	127,332,180.45	127,332,180.45	0.00	70,561,819.55
National Planning Commission	62,101,000.00	11,884,623.00	28,923.00	73,956,700.00	44,872,364.15	44,872,364.15	0.00	29,084,335.85
Secretariate								
MOF- Miscellaneous	61,610,000,000.00	36,614,647,232.00	51,952,533,236.00	46,272,113,996.00	7,464,152,290.97	7,464,152,290.97	0.00	38,807,961,705.03
Grand Total :	208,877,242,000.00	69,254,256,372.00	65,121,633,016.00	213,009,865,356.00	123,251,447,692.23	123,251,447,692.23	0.00	89,758,417,663.77

Financial Comptroller General Office
Votable/NonVotable Final Report (Financing)

Fiscal year 2015/16 (2072/73)

ANNEX-19

	RedBook	Virement In	Virement Out	Net Budget	Release	Expenditure	Release Balance	Budget Balance
Charged	63,466,737,000.00	10,202,000,000.00	202,000,000.00	73,466,737,000.00	68,129,874,541.04	68,129,874,541.04	0.00	5,336,862,458.96
MOF Domestic Debt Service	41,103,380,000.00	10,000,000,000.00	0.00	51,103,380,000.00	50,334,947,105.01	50,334,947,105.01	0.00	768,432,894.99
MOF External Debt Service (Multilateral)	18,355,827,000.00	150,000,000.00	202,000,000.00	18,303,827,000.00	14,745,786,968.06	14,745,786,968.06	0.00	3,558,040,031.94
MOF External Debt Service (Bilateral)	4,007,530,000.00	52,000,000.00	0.00	4,059,530,000.00	3,049,140,467.97	3,049,140,467.97	0.00	1,010,389,532.03
Appropriated	62,858,530,000.00	6,614,074,954.00	579,815,000.00	68,892,789,954.00	38,337,172,395.76	38,337,172,395.76	0.00	30,555,617,558.24
MOF Policy Financing	62,858,530,000.00	5,794,274,954.00	579,815,000.00	68,072,989,954.00	37,517,372,395.76	37,517,372,395.76	0.00	30,555,617,558.24
MOF Miscellaneous	0.00	819,800,000.00	0.00	819,800,000.00	819,800,000.00	819,800,000.00	0.00	0.00
Grand Total :	126,325,267,000.00	16,816,074,954.00	781,815,000.00	142,359,526,954.00	106,467,046,936.80	106,467,046,936.80	0.00	35,892,480,017.20

ANNEX-20
Government of Nepal
Ministry of Finance
Financial Comptroller General Office
Comparative District Expenditure
Fiscal Year 2011/12 to 2015/16

District	Fiscal Year 2011/2012			Fiscal Year 2012/2013			Fiscal Year 2013/2014			Fiscal Year 2014/2015			Fiscal Year 2015/2016		
	Recurrent	Capital	Total	Recurrent	Capital	Total	Recurrent	Capital	Total	Recurrent	Capital	Total	Recurrent	Capital	Total
59 Panchthar	2872.23	1841.11	4713.34	2630.04	1428.79	4058.83	3348.49	238.82	3587.31	3708.66	3244.16	6953.82	3847.17	4012.13	7859.30
60 Dhangadhi	1402.62	2461.19	3863.81	1343.35	317.98	1661.32	1650.42	538.42	2188.84	1781.02	2689.83	4447.85	2042.57	358.30	2400.87
61 Salyan	2982.85	1881.25	4864.10	3130.11	2267.32	5397.44	4020.88	2431.66	6452.55	4781.02	3458.31	8239.33	4946.17	4278.27	9222.44
62 Banke	2033.89	517.56	2551.45	1964.97	582.46	2547.43	2372.86	556.11	2928.97	2927.05	1222.72	4148.76	2896.03	1860.05	4756.09
63 Bardya	3334.79	1093.10	4427.89	3068.02	1328.48	4396.50	3853.86	1167.57	5021.43	4629.92	2828.88	7458.81	4710.64	2986.82	7697.45
64 Surkhet	1398.89	73.60	1472.49	1308.96	55.12	1364.08	1743.39	277.42	2020.81	1803.01	418.84	2222.85	1897.47	641.27	2538.74
65 Jaghori	2589.51	171.01	2760.52	2576.32	7591.53	10167.85	491.55	118.78	610.33	3438.05	1515.26	4953.31	3692.13	1808.72	5500.85
66 Dharan	3624.35	1043.42	4667.78	3429.39	1941.39	5370.78	4807.14	2171.25	6978.39	5422.94	2157.26	7580.20	5705.78	2708.72	8415.50
67 Kailali	1890.58	484.43	2375.01	1905.76	453.36	2359.12	2301.65	689.06	2990.70	2374.67	815.28	3189.95	2672.38	1098.47	3770.86
68 Doshi	1747.04	166.91	1913.95	1747.33	124.00	1871.33	2333.46	170.88	2504.45	2437.82	281.17	3189.95	2594.27	738.40	3332.67
69 Achham	1428.90	621.19	2050.09	1106.62	897.46	1904.08	1404.34	47.50	1451.84	1412.02	213.71	1625.73	1610.89	330.09	1940.99
70 Bajura	1328.48	553.62	1882.10	1308.96	443.89	1752.85	1663.53	384.54	2048.07	1917.98	437.97	2355.94	2125.06	548.53	2673.58
71 Baitadi	1618.71	212.74	1831.45	1426.41	468.97	1895.38	1691.08	163.24	1854.32	1541.16	381.35	1932.51	1824.45	776.11	2600.56
72 Darchula	1328.48	553.62	1882.10	1308.96	443.89	1752.85	1663.53	384.54	2048.07	1917.98	437.97	2355.94	2125.06	548.53	2673.58
73 Baitadi	1618.71	212.74	1831.45	1426.41	468.97	1895.38	1691.08	163.24	1854.32	1541.16	381.35	1932.51	1824.45	776.11	2600.56
74 Kanchanpur	2339.02	982.33	3321.35	2400.79	903.55	3304.34	3098.39	1266.69	4365.08	3410.09	1170.57	4535.67	3624.89	1784.17	5409.06
75 Kanchanpur	2339.02	982.33	3321.35	2400.79	903.55	3304.34	3098.39	1266.69	4365.08	3410.09	1170.57	4535.67	3624.89	1784.17	5409.06
Far-Western Region Total	16273.45	4140.47	20413.92	16027.15	4717.19	20744.34	20848.52	5465.38	26314.91	22268.84	6436.98	28705.92	24258.23	9449.99	33708.23
Grand Total	0	243460.01	51980.72	44816.76	339167.49	787334.25	30523.90	66891.73	438449.29	339407.60	88843.51	103307.25	531558.36	12251.45	106467.05

ANNEX - 21
Government of Nepal
Ministry of Finance
Financial Comptroller General Office
District Wise Revenue Collection
Fiscal Year 2011/12 to 2015/16

ANNEX-21

Rs. In Million

District Cod	District Name	FY 2011/2012	FY 2012/2013	FY 2013/2014	FY 2014/2015	FY 2015/2016
1.00	Taplejung	45.02	51.01	55.11	59.85	72.12
2.00	Panchathar	69.94	92.19	100.93	123.43	127.98
3.00	Ilam	166.82	212.05	235.16	263.51	330.94
4.00	Jhapa	3,377.91	4,282.96	6,250.88	6,891.64	9181.01
5.00	Sankhuwasava	75.59	82.77	120.26	102.44	131.66
6.00	Terathum	32.65	38.33	49.76	57.27	60.32
7.00	Bhojapur	41.66	51.93	57.77	71.53	79.18
8.00	Dhankuta	91.26	111.47	140.22	179.65	200.68
9.00	Sunsari	1,582.47	2,116.19		3,036.05	3554.07
10.00	Morang	14,598.92	16,694.87	20,476.35	22,202.32	27858.80
11.00	Solukhumbu	63.11	135.22	135.70	156.48	192.08
12.00	Khotang	39.29	50.02	55.30	62.47	58.79
13.00	Udayapur	137.85	192.07	225.58	266.35	267.09
14.00	Okhaldhunga	38.48	43.06	61.14	68.42	102.61
15.00	Saptari	247.11	289.11	353.53	446.02	322.36
16.00	Siraha	832.26	867.13	1,255.55	1,359.61	999.59
Eastern Region Total		21440.34	25310.38	29573.26	35347.04	43539.27
17	Dhanusa	941.01	1107.78	1527.20	1713.50	1440.89
18	Mahotari	442.19	802.49	983.13	1071.66	892.87
19	Sarlahi	413.01	411.77	460.11	542.19	415.26
20	Sindhuli	159.40	118.19	120.47	161.22	174.84
21	Ramechhap	39.17	52.94	73.88	108.11	95.68
22	Dolakha	70.46	98.21	112.45	137.91	146.93
23	Sindhupalchok	3784.59	4527.44	5229.89	2843.79	290.14
24	Rasuwa	39.19	70.52	117.91	350.67	2065.89
25	Dhading	102.78	118.41	150.62	196.99	239.60
26	Nuwakot	89.81	137.17	162.09	209.66	207.94
27	Kathmandu	72512.33	78744.36	95429.25	96725.51	90604.76
28	Lalitpur	40572.07	52872.00	62848.48	83639.66	133357.66
29	Bhaktapur	1124.68	1273.22	1762.57	2129.99	2865.77
30	Kavrepalanchowk	209.94	491.01	681.26	728.42	860.85
31	Makawanpur	1383.66	1900.73	2279.74	2274.51	2468.47
32	Rautahat	218.84	378.73	471.73	452.41	372.51
33	Bara	5973.77	6126.78	7045.29	5800.44	5923.86
34	Parsa	62342.35	79241.67	94675.47	111064.77	76616.48
35	Chitawan	5904.67	7344.90	9281.02	11135.91	13745.42
Central Region Total		196323.91	235818.32	283412.58	321287.33	332785.82
36	Nawalparasi	309.26	348.19	452.60	601.27	828.23
37	Rupandehi	16342.68	21673.92	28218.58	33061.25	74821.26
38	Kapilbastu	1673.42	1510.69	2141.32	2223.63	3532.40
39	Arghakhachi	79.37	86.04	114.20	128.45	127.85
40	Palpa	124.35	185.87	237.54	293.69	301.22
41	Gulmi	89.74	106.54	119.92	119.70	158.87
42	Syanja	90.89	105.81	130.35	158.68	158.79
43	Tanahu	134.61	215.21	301.51	365.85	461.36

Government of Nepal
Ministry of Finance
Financial Comptroller General Office
District Wise Revenue Collection
Fiscal Year 2011/12 to 2015/16

ANNEX-21

Rs. In Million

District Cod	District Name	FY 2011/2012	FY 2012/2013	FY 2013/2014	FY 2014/2015	FY 2015/2016
44	Gorakha	85.05	102.15	127.31	161.10	202.13
45	Manang	9.95	11.54	15.39	11.09	12.21
46	Lamjung	76.44	90.02	116.49	138.93	168.72
47	Kaski	2257.84	2501.03	3031.49	5044.73	6985.01
48	Parbat	58.25	69.82	82.46	93.54	96.77
49	Baglung	130.55	159.57	206.53	236.66	265.36
50	Myagdi	49.91	56.01	70.38	81.37	70.65
51	Mustang	22.77	23.03	26.28	33.50	37.44
Western Region Total		21535.07	27245.45	35392.36	42753.43	88228.26
52	Mugu	13.86	18.94	21.53	21.63	25.24
53	Dolpa	21.50	22.80	52.25	53.99	38.40
54	Humla	18.28	15.68	25.60	31.53	29.65
55	Jumla	55.95	48.96	63.73	65.84	78.52
56	Kalikot	23.43	27.20	35.67	33.27	31.40
57	Rukum	37.81	44.02	45.54	66.02	69.72
58	Rolpa	38.21	44.68	55.36	68.88	71.03
59	Pyuthan	48.74	74.25	84.98	115.36	129.32
60	Dang	522.86	705.67	845.13	1001.57	1230.98
61	Salyan	42.39	43.81	58.28	68.63	72.55
62	Banke	3835.07	4657.18	5270.85	5580.42	7690.76
63	Bardiya	163.62	163.38	213.09	234.46	274.17
64	Surkhet	191.47	237.06	307.01	401.83	538.53
65	Jajarkot	21.24	26.02	36.32	42.99	48.44
66	Dailekha	35.62	38.52	52.81	61.21	64.20
Mid-Western Region Total		5070.06	6168.18	7168.16	7847.64	10392.91
67	Kailali	1879.82	2499.57	3082.04	3385.59	5458.34
68	Doti	56.46	67.40	83.36	120.95	86.48
69	Achham	40.92	46.77	58.80	65.85	66.79
70	Bajura	23.66	21.31	28.92	35.22	35.31
71	Bajhang	31.96	39.38	48.16	56.71	53.52
72	Darchula	46.37	44.37	52.04	62.13	69.93
73	Baitadi	39.57	55.55	60.06	81.71	80.27
74	Dadeldhura	58.31	70.32	121.08	84.92	93.57
75	Kanchanpur	440.07	555.36	683.87	828.46	1071.21
Far-Western Region Total		2617.14	3400.02	4218.33	4721.54	7015.41
Grand Total		246986.52	297942.35	359764.69	411956.98	481961.67

Government of Nepal
Ministry of Finance
Financial Comptroller General Office
Summary of Comparative Climate Change Relevance Expenditure

(NPR In '000)

Ministry	Fiscal Year :2013/14		Fiscal Year:2014/15		Fiscal Year:2015/16	
	Budget	Expenditure	Budget	Expenditure	Budget	Expenditure
305 Ministry of Finance						
307 Ministry of Industry	2,40,89	92,61	72,69	67,17	34,31,51	75,25
308 Ministry of Energy	92,00,51	61,39,32	2,13,62,19	77,48,39	5,54,05,31	78,16,11
312 Ministry of Agriculture Development	11,15,05,03	10,02,20,20	10,72,35,33	9,47,00,18	12,46,35,60	10,83,46,40
313 Ministry of drinking and sanitation						
325 Ministry of Culture, Tourism and Civil Aviation			72,77,00		37,48,50	
327 Ministry of Livestock Development						
329 Ministry of Forestry and Soil Conservation	3,98,09,02	2,60,62,77	5,38,09,59	3,78,12,78	7,64,78,44	4,94,95,04
331 Ministry of Science Technology and Environment	4,94,95,74	3,76,03,09	5,78,50,04	4,50,94,06	7,77,82,05	5,06,88,81
337 Ministry of Physical Infrastructure and Transport	1,44,83,68	88,73,25	2,18,85,28	1,58,97,78	2,41,15,65	1,86,62,18
347 Ministry of Urban Development	11,50,82,38	9,01,18,92	12,85,17,05	10,21,39,20	14,21,88,78	12,94,87,58
350 Ministry of Education	15,03,45	13,59,11	51,97,97	32,39,84	66,70,09	60,27,57
357 Ministry of Irrigation	9,66,51,18	8,41,85,59	12,73,31,76	11,94,80,52	16,38,55,60	16,27,65,74
365 Ministry of Federal Affairs and Local Development	2,16,28,70	1,71,35,45	3,88,72,66	2,20,70,69	5,22,05,76	3,08,60,61
371 Ministry of Labour and Employment						
501 MOF Policy Financing	7,52,24,58	5,59,72,73	9,40,85,00	5,82,55,50	12,29,50,00	6,73,71,02
602 MOF Miscellaneous	53,48,25,16	42,77,63,04	66,34,96,56	50,65,06,11	74,00,00,00	22,47,56,71
Total					1,59,34,67,29	85,63,53,02

Government of Nepal
Ministry of Finance
Financial Comptroller General Office
Function wise Climate Change Responsive Budget and Expenditure
Fiscal Year 2015/16(2072/73)

(NPR in '000)

Function	Direct Responsive				Indirect Responsive				Total Responsive				
	Recurrent		Capital/Finance		Recurrent		Capital/Finance		Recurrent		Capital/Finance		
	Budget	Expenditure	Budget	Expenditure	Budget	Expenditure	Budget	Expenditure	Budget	Expenditure	Budget	Expenditure	
01 GENERAL PUBLIC SERVICE	217327	178115	446446	395453	0	0	0	0	0	217327	178115	446446	395453
02 DEFENCE	0	0	0	0	0	0	0	0	0	0	0	0	0
03 PUBLIC ORDER AND SAFETY	0	0	0	0	0	0	0	0	0	0	0	0	0
04 ECONOMIC AFFAIRS	8028569	5784690	17681919	12984316	46501835	24828222	62761315	22070114	54530404	30612912	80443234	35064430	35064430
05 ENVIRONMENTAL PROTECTION	1767648	1234179	3890018	2957084	47200	25562	1440287	883019	1814848	1259741	5330305	3840103	3840103
06 HOUSING AND COMMUNITY AMENITIES HEALTH	1260565	996699	12406727	11692984	1048296	473676	1081568	431163	2308861	1470375	13488295	12124147	12124147
07 RECREATION, CULTURE AND RELIGIO EDUCATION	0	0	0	0	100000	87269	0	0	100000	87269	0	0	0
08 SOCIAL PROTECTION	668851	602603	158	154	0	0	0	0	668851	602603	158	154	154
10	0	0	0	0	0	0	0	0	0	0	0	0	0
Total Expenditure	11,94,09,60	8796286	34,42,52,66	28039991	47,69,73,31	25414729	66,28,31,70	23384296	59638291	34,21,10,15	99708438	51,42,42,87	51,42,42,87

Government of Nepal
Ministry of Finance

Financial Comptroller General Office
Source wise Climate Change Responsive Expenditure
Fiscal Year 2015/16(2072/73)

Ministry	Recurrent	Capital/Finance	Total	Cash			Kinds and Direct Payment
				Cash Total	GON	Foreign	
307 Ministry of Industry	5,50,41,82	2,02,03,73	7,52,45,55	7,52,45,55	4,46,49,66	3,05,95,89	
308 Ministry of Energy	2,81,48,42,30	5,00,12,70,51	7,81,61,12,80	7,17,71,25,92	6,42,29,98,60	75,41,27,32	63,89,86,88
312 Ministry of Agriculture Development	99,14,82,85,95	9,19,81,10,77	1,08,34,63,96,72	1,04,49,87,14,47	97,35,57,08,49	7,14,30,05,97	3,84,76,82,25
329 Ministry of Forestry and Soil Conservation	11,63,05,16,45	37,86,45,25,56	49,49,50,42,01	47,75,21,22,97	38,87,86,97,85	8,87,34,25,12	1,74,29,19,04
331 Ministry of Science Technology and Environment	48,11,25,96,41	2,57,62,12,01	50,68,88,08,41	44,78,57,87,76	32,12,32,67,32	12,66,25,20,44	5,90,30,20,65
337 Ministry of Physical Infrastructure and Transport	2,57,58,44	18,63,64,22,60	18,66,21,81,03	18,43,16,51,18	17,87,05,76,48	56,10,74,70	23,05,29,85
347 Ministry of Urban Development	9,33,15,29,46	1,20,15,60,49,12	1,29,48,75,78,57	1,07,05,19,80,76	95,46,66,24,06	11,58,53,56,70	22,43,55,97,81
350 Ministry of Education	6,02,60,26,69	15,42,45	6,02,75,69,14	5,88,08,38,77	1,39,37,33,90	4,48,71,04,87	14,67,30,37
357 Ministry of Irrigation	3,88,92,89,33	1,58,87,64,51,96	1,62,76,57,41,29	1,62,67,95,96,20	1,34,59,76,82,66	28,08,19,13,54	8,61,45,09
365 Ministry of Federal Affairs and Local Development	10,02,05,98,62	20,84,00,10,59	30,86,06,09,21	22,48,93,63,09	18,10,20,25,40	4,38,73,37,69	8,37,12,46,11
501 MOF Policy Financing	1,51,05,56,61,45	67,37,10,22,12	67,37,10,22,12	58,75,00,00,00	41,25,00,00,00	17,50,00,00,00	8,62,10,22,12
602 MOF Miscellaneous	3,42,11,01,46,90	73,70,10,48,83	2,24,75,67,10,27	2,24,75,67,10,27	2,05,44,09,90,97	19,31,57,19,30	
Total		5,14,24,28,70,23	8,56,35,30,17,14	8,04,32,91,36,95	6,88,94,69,55,40	1,15,38,21,81,55	52,02,38,80,19

Government of Nepal
Ministry of Finance
Financial Comptroller General Office
District wise Climate Change Relevance Expenditure
Fiscal Year 2015/16 (2072/73)

	District	Recurrent Expenditure	Capital/Finance Expenditure	Total Expenditure
01	Taplejung	20,16,28,65	1,35,95,52,03	1,56,11,80,68
02	Panchathar	31,75,52,29	1,91,80,95,26	2,23,56,47,55
03	Ilam	58,59,77,41	2,74,89,13,32	3,33,48,90,74
04	Jhapa	63,61,79,32	9,51,05,45,99	10,14,67,25,31
05	Sankhuwasava	39,87,20,92	1,39,69,56,11	1,79,56,77,04
06	Terathum	22,84,30,15	1,10,13,14,18	1,32,97,44,33
07	Bhojapur	23,94,80,13	1,52,01,81,56	1,75,96,61,69
08	Dhankuta	1,18,77,25,51	3,28,56,45,17	4,47,33,70,68
09	Sunsari	1,83,36,02,98	2,08,42,83,82	3,91,78,86,80
10	Morang	1,60,22,82,72	11,28,63,02,89	12,88,85,85,61
11	Solukhumbu	76,51,54,88	1,04,73,13,34	1,81,24,68,22
12	Khotang	62,66,87,62	2,67,06,45,33	3,29,73,32,95
13	Udayapur	76,95,98,60	1,97,40,71,50	2,74,36,70,11
14	Okhaldhunga	67,12,91,29	2,62,78,05,08	3,29,90,96,37
15	Saptari	70,87,86,51	3,16,81,63,27	3,87,69,49,78
16	Siraha	51,84,16,49	5,85,29,18,25	6,37,13,34,74
17	Dhanusa	1,43,12,45,57	16,72,59,54,60	18,15,72,00,17
18	Mahotari	46,44,41,35	5,67,49,19,51	6,13,93,60,85
19	Sarlahi	1,46,70,44,86	8,36,76,42,29	9,83,46,87,16
20	Sindhuli	1,23,87,50,78	2,29,25,62,41	3,53,13,13,18
21	Ramechhap	1,40,76,14,64	3,51,15,51,48	4,91,91,66,12
22	Dolakha	4,93,12,17,39	5,01,18,54,96	9,94,30,72,35
23	Sindhupalchok	2,14,29,18,47	2,53,42,16,35	4,67,71,34,82
24	Rasuwa	90,49,92,61	1,67,50,98,33	2,58,00,90,95
25	Dhading	1,92,96,59,72	2,36,57,22,05	4,29,53,81,77
26	Nuwakot	1,68,59,32,61	4,61,38,71,17	6,29,98,03,79
27	Kathmandu	2,12,65,21,55,85	1,91,08,37,25,23	4,03,73,58,81,09
28	Lalitpur	49,78,37,60,52	12,94,12,27,34	62,72,49,87,86
29	Bhaktapur	36,52,21,90	4,78,82,29,24	5,15,34,51,14
30	Kavrepalanchowk	1,36,14,53,92	2,92,41,52,76	4,28,56,06,69
31	Makawanpur	90,88,26,87	4,62,93,72,64	5,53,81,99,52
32	Rautahat	61,18,90,38	2,62,53,54,67	3,23,72,45,05
33	Bara	96,98,35,38	6,67,61,03,14	7,64,59,38,52
34	Parsa	80,27,27,22	3,27,49,26,86	4,07,76,54,09
35	Chitawan	2,73,59,93,45	8,21,53,71,21	10,95,13,64,66

Government of Nepal
Ministry of Finance
Financial Comptroller General Office
District wise Climate Change Relevance Expenditure
Fiscal Year 2015/16 (2072/73)

	District	Recurrent Expenditure	Capital/Finance Expenditure	Total Expenditure
36	Nawalparasi	1,40,52,88,86	2,83,94,97,50	4,24,47,86,36
37	Rupandehi	1,34,04,93,02	9,59,67,34,09	10,93,72,27,11
38	Kapilbastu	46,21,25,04	2,93,19,48,65	3,39,40,73,69
39	Arghakhachi	38,74,31,66	2,91,91,70,53	3,30,66,02,19
40	Palpa	50,88,72,11	2,54,17,49,42	3,05,06,21,52
41	Gulmi	60,02,23,37	3,72,00,57,57	4,32,02,80,93
42	Syanja	57,68,75,78	2,24,57,71,21	2,82,26,46,99
43	Tanahu	83,75,19,43	3,46,01,34,91	4,29,76,54,35
44	Gorakha	9,87,05,75,32	2,91,99,29,03	12,79,05,04,35
45	Manang	14,55,53,35	47,31,12,93	61,86,66,28
46	Lamjung	57,27,25,43	2,10,69,07,14	2,67,96,32,58
47	Kaski	1,92,17,00,04	4,74,62,94,13	6,66,79,94,17
48	Parbat	42,39,75,73	2,48,79,57,93	2,91,19,33,66
49	Baglung	51,37,04,58	3,72,19,68,09	4,23,56,72,66
50	Myagdi	31,80,35,56	1,42,22,04,77	1,74,02,40,34
51	Mustang	37,47,61,86	56,62,01,31	94,09,63,17
52	Mugu	66,50,24,74	1,45,13,11,16	2,11,63,35,90
53	Dolpa	43,98,80,37	1,69,54,13,38	2,13,52,93,75
54	Humla	72,97,39,78	1,23,36,54,19	1,96,33,93,97
55	Jumla	1,28,85,96,79	1,95,07,38,15	3,23,93,34,93
56	Kalikot	64,51,24,23	1,40,69,71,59	2,05,20,95,82
57	Rukum	1,12,12,58,61	1,53,55,89,59	2,65,68,48,20
58	Rolpa	72,85,82,85	1,91,20,76,13	2,64,06,58,98
59	Pyuthan	40,16,34,70	4,26,14,32,54	4,66,30,67,24
60	Dang	92,27,11,87	12,18,95,28,38	13,11,22,40,25
61	Salyan	44,96,34,23	1,27,11,06,37	1,72,07,40,60
62	Banke	3,70,62,70,08	20,64,01,19,23	24,34,63,89,31
63	Bardiya	1,51,59,27,36	15,42,20,32,82	16,93,79,60,17
64	Surkhet	99,85,09,63	15,03,26,37,81	16,03,11,47,44
65	Jajarkot	62,73,39,91	2,03,92,94,96	2,66,66,34,87
66	Dailekha	1,30,29,66,94	2,49,45,12,60	3,79,74,79,53
67	Kailali	1,33,23,86,67	9,03,55,89,50	10,36,79,76,16
68	Doti	81,87,52,04	5,46,11,56,52	6,27,99,08,56
69	Achham	81,23,98,57	1,63,00,07,07	2,44,24,05,64
70	Bajura	71,29,32,69	1,09,94,09,12	1,81,23,41,81

Government of Nepal
Ministry of Finance
Financial Comptroller General Office
District wise Climate Change Relevance Expenditure
Fiscal Year 2015/16 (2072/73)

District		Recurrent Expenditure	Capital/Finance Expenditure	Total Expenditure
71	Bajhang	39,11,32,19	1,90,51,27,30	2,29,62,59,49
72	Darchula	53,90,98,57	5,82,07,20,62	6,35,98,19,19
73	Baitadi	49,19,43,93	4,00,10,16,31	4,49,29,60,24
74	Dadeldhura	1,27,42,24,52	3,27,64,28,42	4,55,06,52,94
75	Kanchanpur	84,70,15,52	5,29,27,93,90	6,13,98,09,43
Total		3,42,11,01,46,89	5,14,24,28,70,21	8,56,35,30,17,14

Government of Nepal
Ministry of Finance

Financial Comptroller General Office

Debt Section

Anamnagar, Kathmandu, Nepal

Donorwise Outstanding external debt & Equivalent NPR

As on 2073/03/31 (2016-Jul-15)

Fiscal Year: 2072/73 Month: Aashadh

Donor	Commit. Currency	In Commitment Currency				FX Rate	ClosingBalanceNPR
		Opening Balance	Disbursement	Principal Payment	Closing Balance		
DonorType: Multilateral							
ADB	SDR	997,838,642.91	103,254,025.15	56,081,265.84	1,045,011,402.22	149.192	155,907,341,120.01
EEC	GBP	631,344.00		45,096.00	586,248.00	142.080	83,294,115.84
EEC	EUR	2,260,472.96		161,462.24	2,099,010.72	119.270	250,349,008.57
EEC	DKK	641,760.00		45,840.00	595,920.00	15.950	9,504,924.00
IDA	USD	90,650,451.54		7,503,411.50	83,147,040.04	107.330	8,924,171,807.49
IDA	SDR	1,035,058,082.67	161,745,695.21	31,366,383.48	1,165,437,394.40	149.192	173,873,935,745.33
IFAD	USD	3,887,761.74		288,000.00	3,599,761.74	107.330	386,362,427.55
IFAD	SDR	46,284,748.43	4,076,102.37	2,075,194.00	48,285,656.80	149.192	7,203,833,709.31
NDF	EUR	20,230,657.11	78,470.42	806,661.25	19,502,466.28	119.270	2,326,059,153.22
OFID	USD	31,538,723.75	5,771,158.05	4,303,729.91	33,006,151.89	107.330	3,542,550,282.35
Total of Multilateral							352,507,402,293.67
DonorType: Bilateral							
Austria	EUR	1,009,521.64		218,018.50	791,503.14	119.270	94,402,579.51
Belgium	EUR	8,760,532.85		846,253.16	7,914,279.69	119.270	943,936,138.63
China	RMB	532,713,875.22	3,413,572.94	0.00	536,127,448.16	16.050	8,604,845,542.97
France	EUR	6,674,074.28		1,512,909.23	5,161,165.05	119.270	615,572,155.51
India	USD	55,094,872.74	13,436,929.34	10,726,604.93	57,805,197.15	107.330	6,204,231,810.11
Japan	JPY	13,939,500,352.00	566,291,227.00	1,868,522,000.00	12,637,269,579.00	1.016	12,839,465,892.26
Korea	KRW	64,134,854,740.00		619,950,000.00	63,514,904,740.00	0.095	6,014,861,478.88
Kuwait	KUD	684,000.00		74,000.00	610,000.00	354.875	216,473,872.00
Russia	USD	1,163,469.70		1,163,469.70	0.00	107.330	0.00
Saudi	SAR	23,541,942.65	5,420,970.06	3,750,000.00	25,212,912.71	28.620	721,593,561.76
Total of Bilateral							36,255,383,031.63
Grand Total							388,762,785,325.30

Financial Comptroller General Office
Debt Section
Anamnagar, Kathmandu, Nepal

Donorwise Outstanding external debt (in commitment currency, NPR & USD)

As on 2073/03/31 (2016-Jul-15)

Fiscal Year: 2072/73 Month: Aashadh

Donor:	Commitment Currency	Amount (Commit Cur.)	NPR Amount	USD Amount
DonorType: Multilateral				
ADB	SDR	1,045,011,402.22	155,907,341,120.00	1,452,597,979.32
EEC	GBP	586,248.00	83,294,115.84	776,056.24
EEC	EUR	2,099,010.72	250,349,008.57	2,332,516.62
EEC	DKK	595,920.00	9,504,924.00	88,557.94
IDA	USD	83,147,040.04	8,924,171,807.49	83,147,040.04
IDA	SDR	1,165,437,394.40	173,873,935,745.32	1,619,993,811.10
IFAD	USD	3,599,761.74	386,362,427.55	3,599,761.74
IFAD	SDR	48,285,656.80	7,203,833,709.31	67,118,547.56
NDF	EUR	19,502,466.28	2,326,059,153.22	21,672,031.61
OFID	USD	33,006,151.89	3,542,550,282.35	33,006,151.89
Total of Multilateral			352,507,402,293.66	3,284,332,454.05
DonorType: Bilateral				
Austria	EUR	791,503.14	94,402,579.51	879,554.45
Belgium	EUR	7,914,279.69	943,936,138.63	8,794,709.20
China	RMB	536,127,448.16	8,604,845,542.97	80,171,858.22
France	EUR	5,161,165.05	615,572,155.51	5,735,322.42
India	USD	57,805,197.15	6,204,231,810.11	57,805,197.15
Japan	JPY	12,637,269,579.00	12,839,465,892.26	119,626,068.13
Korea	KRW	63,514,904,740.00	6,014,861,478.88	56,040,822.50
Kuwait	KUD	610,000.00	216,473,872.00	2,016,899.95
Russia	USD	0.00	0.00	0.00
Saudi	SAR	25,212,912.71	721,593,561.76	6,723,130.18
Total of Bilateral			36,255,383,031.63	337,793,562.21
Grand Total			388,762,785,325.29	3,622,126,016.26

Government of Nepal
Ministry of Finance

Financial Comptroller General Office
Debt Section

Anamnagar, Kathmandu, Nepal

Outstanding external debt (currencywise summary)

As on 2073/03/31 (2016-Jul-15)

Fiscal Year: 2072/73 Month: Aashadh

Currency	Amount (Commit Cur.)	NPR Amount	USD Amount
SDR	2,258,734,453.42	336,985,110,574.63	3,139,710,337.97
USD	177,558,150.82	19,057,316,327.51	177,558,150.82
DKK	595,920.00	9,504,924.00	88,557.94
EUR	35,468,424.88	4,230,319,035.44	39,414,134.31
JPY	12,637,269,579.00	12,839,465,892.26	119,626,068.13
KRW	63,514,904,740.00	6,014,861,478.88	56,040,822.50
KUD	610,000.00	216,473,872.00	2,016,899.95
GBP	586,248.00	83,294,115.84	776,056.24
RMB	536,127,448.16	8,604,845,542.97	80,171,858.22
SAR	25,212,912.71	721,593,561.76	6,723,130.18
Total		388,762,785,325.29	3,622,126,016.26

Financial Comptroller General Office

Debt Section

Anamnagar, Kathmandu, Nepal

Monthly disbursement summary of external debt

As on 2073/03/31 (2016-Jul-15)

Fiscal Year: 2072/73

Month: Aashadh

In NPR.

SN	Donor:	Upto Previous Month	This Month	Total upto this month
1	ADB	12,578,599,137.91	2,586,857,561.55	15,165,456,699.46
2	China	56,699,446.53		56,699,446.53
3	IDA	21,062,865,918.80	4,232,714,315.01	25,295,580,233.81
4	IFAD	579,320,293.25	29,722,511.91	609,042,805.16
5	India	1,207,132,599.66	220,825,249.77	1,427,957,849.43
6	Japan	441,477,632.11	80,373,233.33	521,850,865.44
7	NDF	9,603,990.77		9,603,990.77
8	OFID	597,498,314.80		597,498,314.80
9	Saudi	90,277,856.55		90,277,856.55
Total		36,623,475,190.38	7,150,492,871.57	43,773,968,061.95

Government of Nepal
Ministry of Finance

Financial Comptroller General Office
Debt Section

Anamnagar, Kathmandu, Nepal

Monthly principal repayment summary of external debt

As on 2073/03/31 (2016-Jul-15)

Fiscal Year: 2072/73

Month: Aashadh

In NPR.

SN	Donor:	Upto Previous Month	This Month	Total upto this month
1	ADB	7,127,157,753.68	1,235,855,250.00	8,363,013,003.68
2	Austria	25,290,146.00		25,290,146.00
3	Belgium	98,596,955.67		98,596,955.67
4	China	0.00		0.00
5	EEC	27,218,412.84		27,218,412.84
6	France	136,256,199.03	43,356,868.27	179,613,067.30
7	IDA	4,990,318,749.68	468,416,330.86	5,458,735,080.54
8	IFAD	325,889,036.07	14,849,685.21	340,738,721.28
9	India	687,741,935.15	0.00	687,741,935.15
10	Japan	1,726,058,764.00		1,726,058,764.00
11	Korea	57,527,959.57		57,527,959.57
12	Kuwait	17,980,661.31	18,158,231.00	36,138,892.31
13	NDF	95,474,622.61		95,474,622.61
14	OFID	346,869,982.71	113,737,144.40	460,607,127.11
15	Russia	124,409,815.02		124,409,815.02
16	Saudi	113,890,970.42		113,890,970.42
Total		15,900,681,963.76	1,894,373,509.74	17,795,055,473.50

Government of Nepal
Ministry of Finance

Financial Comptroller General Office
Debt Section

Anamnagar, Kathmandu, Nepal

Monthly interest payment summary of external debt

As on 2073/03/31 (2016-Jul-15)

Fiscal Year: 2072/73

Month: Aashadh

In NPR.

SN	Donor:	Upto Previous Month	This Month	Total upto this month
1	ADB	1,218,602,971.20	199,881,738.23	1,418,484,709.43
2	Austria	0.00		0.00
3	Belgium	0.00		0.00
4	China	195,272,691.86		195,272,691.86
5	EEC	1,562,243.45		1,562,243.45
6	France	7,458,271.46	2,545,186.52	10,003,457.98
7	IDA	1,091,797,195.35	153,304,135.70	1,245,101,331.05
8	IFAD	60,645,809.08	2,738,481.24	63,384,290.32
9	India	66,804,360.79	61,282,526.31	128,086,887.10
10	Japan	109,713,217.33		109,713,217.33
11	Korea	33,671,135.41		33,671,135.41
12	Kuwait	4,168,772.59	3,991,202.90	8,159,975.49
13	NDF	17,980,243.58		17,980,243.58
14	OFID	47,394,345.02	17,820,094.22	65,214,439.24
15	Russia	0.00		0.00
16	Saudi	14,274,464.81		14,274,464.81
Total		2,869,345,721.93	441,563,365.12	3,310,909,087.05

Financial Comptroller General Office
Debt Section

Anamnagar, Kathmandu, Nepal

Loan ID-wise Outstanding external debt & Equivalent NPR

As on 2073/03/31 (2016-Jul-15)

Fiscal Year: 2072/73 Month: Aashadh

LoanID	Commit. Currency	In Commitment Currency			Closing Balance	FX Rate	ClosingBalanceNPR
		Opening Balance	Disbursement	Principal Payment			
Donor: ADB							
182	SDR	0.00			0.00	149.192	0.00
232	SDR	5,711.70		5,711.70	0.00	149.192	0.00
233	SDR	193,636.65		193,636.65	0.00	149.192	0.00
249	SDR	28,348.09		28,348.09	0.00	149.192	0.00
250	SDR	55,998.01		55,998.01	0.00	149.192	0.00
274	SDR	223,261.27		147,856.96	75,404.31	149.192	11,249,719.82
284	SDR	2,998,150.79		1,986,132.31	1,012,018.48	149.192	150,985,061.07
295	SDR	288,221.75		190,981.91	97,239.84	149.192	14,507,406.21
309	SDR	302,227.52		120,600.00	181,627.52	149.192	27,097,372.96
310	SDR	569,939.57		228,000.00	341,939.57	149.192	51,014,648.33
315	SDR	633,118.88		253,200.00	379,918.88	149.192	56,680,857.54
334	SDR	218,034.82		87,074.22	130,960.60	149.192	19,538,273.84
387	SDR	2,639,885.99		754,400.00	1,885,485.99	149.192	281,299,425.82
388	SDR	1,412,664.56		403,800.00	1,008,864.56	149.192	150,514,521.44
445	SDR	2,301,686.96		511,400.00	1,790,286.96	149.192	267,096,492.14
447	SDR	2,752,201.38		611,727.40	2,140,473.98	149.192	319,341,594.02
462	SDR	2,391,838.62		434,800.00	1,957,038.62	149.192	291,974,505.80
489	SDR	4,438,163.68		807,000.00	3,631,163.68	149.192	541,740,571.75
490	SDR	2,268,715.21		412,400.00	1,856,315.21	149.192	276,947,378.81
512	SDR	1,818,742.01		330,800.00	1,487,942.01	149.192	221,989,044.36
533	SDR	2,560,513.18		426,800.00	2,133,713.18	149.192	318,332,936.75
560	SDR	4,145,894.10		637,800.00	3,508,094.10	149.192	523,379,574.97
596	SDR	2,202,723.55		314,600.00	1,888,123.55	149.192	281,692,928.67
599	SDR	1,308,195.36		186,800.00	1,121,395.36	149.192	167,303,216.55
633	SDR	854,856.20		107,000.00	747,856.20	149.192	111,574,162.19
651	SDR	5,910,365.57		695,400.00	5,214,965.57	149.192	778,031,143.32
655	SDR	3,349,712.57		394,000.00	2,955,712.57	149.192	440,968,669.74
659	SDR	1,090,941.72		128,200.00	962,741.72	149.192	143,633,362.69
669	SDR	5,097,128.18		599,600.00	4,497,528.18	149.192	670,995,224.23
670	SDR	5,554,125.19		653,600.00	4,900,525.19	149.192	731,119,154.15
694	SDR	1,657,490.96		184,000.00	1,473,490.96	149.192	219,833,063.30
708	SDR	10,293,378.43		1,083,400.00	9,209,978.43	149.192	1,374,055,101.93
719	SDR	2,856,970.25		300,800.00	2,556,170.25	149.192	381,360,151.94
721	SDR	2,529,262.44		266,200.00	2,263,062.44	149.192	337,630,811.55
744	SDR	1,495,607.38		149,400.00	1,346,207.38	149.192	200,843,371.44
745	SDR	2,074,809.71		207,400.00	1,867,409.71	149.192	278,602,589.45
748	SDR	4,609,066.64		461,000.00	4,148,066.64	149.192	618,858,358.15
749	SDR	2,279,599.22		228,000.00	2,051,599.22	149.192	306,082,190.83
783	SDR	3,877,255.42		352,600.00	3,524,655.42	149.192	525,850,391.42
792	SDR	1,638,030.22		149,000.00	1,489,030.22	149.192	222,151,396.58
806	SDR	10,540,556.41		916,600.00	9,623,956.41	149.192	1,435,817,304.72

Financial Comptroller General Office
Debt Section

Anamnagar, Kathmandu, Nepal

Loan ID-wise Outstanding external debt & Equivalent NPR

As on 2073/03/31 (2016-Jul-15)

Fiscal Year: 2072/73 Month: Aashadh

LoanID	Commit. Currency	In Commitment Currency			FX Rate	ClosingBalanceNPR	
		Opening Balance	Disbursement	Principal Payment			Closing Balance
Donor: ADB							
831	SDR	9,964,836.16		866,600.00	9,098,236.16	149.192	1,357,384,049.18
859	SDR	904,769.57		72,400.00	832,369.57	149.192	124,182,880.89
867	SDR	3,427,755.21		285,800.00	3,141,955.21	149.192	468,754,581.69
923	SDR	9,840,394.21		729,000.00	9,111,394.21	149.192	1,359,347,124.98
924	SDR	24,117,387.81		1,786,600.00	22,330,787.81	149.192	3,331,574,894.95
936	SDR	1,691,777.42		125,400.00	1,566,377.42	149.192	233,690,980.04
949	SDR	5,018,039.29		371,800.00	4,646,239.29	149.192	693,181,732.15
964	SDR	2,115,278.50		156,800.00	1,958,478.50	149.192	292,189,324.37
974	SDR	5,344,075.25		368,600.00	4,975,475.25	149.192	742,301,103.50
982	SDR	23,148,495.87		1,596,400.00	21,552,095.87	149.192	3,215,400,287.04
987	SDR	4,340,858.66		299,400.00	4,041,458.66	149.192	602,953,300.40
1006	SDR	1,398,594.84		96,400.00	1,302,194.84	149.192	194,277,052.57
1011	SDR	23,507,230.21		1,621,200.00	21,886,030.21	149.192	3,265,220,619.09
1037	SDR	14,095,742.68		909,400.00	13,186,342.68	149.192	1,967,296,837.11
1040	SDR	11,145,355.04		719,000.00	10,426,355.04	149.192	1,555,528,761.13
1112	SDR	15,278,058.82		926,000.00	14,352,058.82	149.192	2,141,212,359.47
1113	SDR	8,655,930.97		524,600.00	8,131,330.97	149.192	1,213,129,530.08
1114	SDR	5,857,792.12		355,000.00	5,502,792.12	149.192	820,972,561.97
1141	SDR	7,334,649.08		458,400.00	6,876,249.08	149.192	1,025,881,352.74
1156	SDR	3,727,270.96		233,000.00	3,494,270.96	149.192	521,317,273.06
1165	SDR	10,350,089.59		608,800.00	9,741,289.59	149.192	1,453,322,476.51
1196	SDR	3,512,573.02		200,800.00	3,311,773.02	149.192	494,090,040.40
1229	SDR	11,691,650.34		668,000.00	11,023,650.34	149.192	1,644,640,441.53
1237	SDR	2,100,532.38		116,600.00	1,983,932.38	149.192	295,986,839.64
1240	SDR	4,135,602.17		229,800.00	3,905,802.17	149.192	582,714,437.35
1311	SDR	4,934,654.66		259,600.00	4,675,054.66	149.192	697,480,754.83
1377	SDR	22,165,825.23		1,108,400.00	21,057,425.23	149.192	3,141,599,384.91
1437	SDR	14,346,082.48		531,300.00	13,814,782.48	149.192	2,061,055,027.76
1450	SDR	6,846,171.41		167,000.00	6,679,171.41	149.192	996,478,941.00
1451	SDR	7,374,265.21		179,800.00	7,194,465.21	149.192	1,073,356,653.61
1452	SDR	92,401,937.87		2,253,800.00	90,148,137.87	149.192	13,449,380,985.10
1461	SDR	7,730,132.57		186,200.00	7,543,932.57	149.192	1,125,494,387.98
1464	SDR	12,909,729.76		307,400.00	12,602,329.76	149.192	1,880,166,781.55
1512	SDR	14,098,902.98		335,800.00	13,763,102.98	149.192	2,053,344,859.79
1604	SDR	33,591,803.73		790,400.00	32,801,403.73	149.192	4,893,707,025.29
1609	SDR	6,144,529.33		144,600.00	5,999,929.33	149.192	895,141,456.60
1640	SDR	3,079,551.75		70,800.00	3,008,751.75	149.192	448,881,691.09
1650	SDR	10,970,192.23		252,200.00	10,717,992.23	149.192	1,599,038,696.78
1732	SDR	17,610,102.77		1,067,278.00	16,542,824.77	149.192	2,468,057,113.09
1755	SDR	15,517,173.05		886,696.00	14,630,477.05	149.192	2,182,750,132.04
1778	SDR	5,349,308.29		305,676.00	5,043,632.29	149.192	752,469,588.61

Financial Comptroller General Office

Debt Section

Anamnagar, Kathmandu, Nepal

Loan ID-wise Outstanding external debt & Equivalent NPR

As on 2073/03/31 (2016-Jul-15)

Fiscal Year: 2072/73 Month: Aashadh

LoanID	Commit. Currency	In Commitment Currency			Closing Balance	FX Rate	ClosingBalanceNPR
		Opening Balance	Disbursement	Principal Payment			
Donor: ADB							
1811	SDR	1,372,328.84		78,418.00	1,293,910.84	149.192	193,041,146.04
1820	SDR	35,475,463.82	8,435,464.00	3,942,315.59	39,968,612.23	149.192	5,962,997,195.82
1840	SDR	8,001,819.03		432,530.00	7,569,289.03	149.192	1,129,277,368.96
1861	SDR	9,932,300.42		945,932.00	8,986,368.42	149.192	1,340,694,277.32
1876	SDR	23,490,608.45		1,269,762.00	22,220,846.45	149.192	3,315,172,523.57
1917	SDR	17,314,713.39		887,934.00	16,426,779.39	149.192	2,450,744,070.75
1966	SDR	13,428,810.32		688,658.00	12,740,152.32	149.192	1,900,728,804.93
2002	SDR	10,472,772.93		872,732.00	9,600,040.93	149.192	1,432,249,306.43
2008	SDR	13,374,559.77		652,418.00	12,722,141.77	149.192	1,898,041,774.95
2058	SDR	2,738,686.12		219,096.00	2,519,590.12	149.192	375,902,689.18
2059	SDR	1,142,628.16	-43.63	68,362.00	1,074,222.53	149.192	160,265,407.70
2071	SDR	11,294,698.37		550,962.00	10,743,736.37	149.192	1,602,879,516.51
2092	SDR	22,276,067.34		1,060,764.00	21,215,303.34	149.192	3,165,153,535.90
2097	SDR	10,213,727.45		475,056.00	9,738,671.45	149.192	1,452,931,870.97
2102	SDR	9,152,936.58		466,837.00	8,686,099.58	149.192	1,295,896,568.54
2111	SDR	9,559,835.28		444,644.00	9,115,191.28	149.192	1,359,913,617.45
2143	SDR	4,297,909.77		199,902.00	4,098,007.77	149.192	611,389,975.22
2268	SDR	35,536,874.00		2,369,126.00	33,167,748.00	149.192	4,948,362,659.62
2277	SDR	19,793,500.00		1,277,000.00	18,516,500.00	149.192	2,762,513,668.00
2551	SDR	16,092,000.00		0.00	16,092,000.00	149.192	2,400,797,664.00
2581	SDR	14,120,434.21	2,479,221.13		16,599,655.34	149.192	2,476,535,779.49
2587	SDR	24,904,647.51	4,911,586.51		29,816,234.02	149.192	4,448,343,585.91
2641	SDR	19,515,000.00	19,775,000.00	0.00	39,290,000.00	149.192	5,861,753,680.00
2650	SDR	13,425,504.71	5,463,509.29		18,889,014.00	149.192	2,818,089,776.69
2656	SDR	1,340,128.50	715,641.08		2,055,769.58	149.192	306,704,375.18
2685	SDR	8,523,578.52	119,699.56	0.00	8,643,278.08	149.192	1,289,507,943.31
2776	SDR	18,859,248.32	8,557,232.98		27,416,481.30	149.192	4,090,319,678.11
2796	SDR	4,042,701.75	3,264,008.19		7,306,709.94	149.192	1,090,102,669.37
2808	SDR	6,880,307.63	4,050,554.61		10,930,862.24	149.192	1,630,797,199.31
3012	SDR	9,247,504.73	4,724,537.01		13,972,041.74	149.192	2,084,516,851.27
3057	SDR	718,287.44	1,524,539.61		2,242,827.05	149.192	334,611,853.24
3000	SDR	5,669,177.55	1,837,778.50		7,506,956.05	149.192	1,119,977,787.01
3124	SDR	1,294,604.93	3,099,755.69		4,394,360.62	149.192	655,603,449.62
2579	SDR	2,233,764.59	842,186.20		3,075,950.79	149.192	458,907,250.26
2851	SDR	743,916.92	7,639,726.71		8,383,643.63	149.192	1,250,772,560.45
3157	SDR	2,115,461.91	3,177,326.00		5,292,787.91	149.192	789,641,613.87
3260	SDR	0.00	13,208,686.47		13,208,686.47	149.192	1,970,630,351.83
2990	SDR	0.00	1,776,195.45		1,776,195.45	149.192	264,994,151.58
3139	SDR	0.00	2,539,201.46		2,539,201.46	149.192	378,828,544.22
3255	SDR	0.00	5,112,218.33		5,112,218.33	149.192	762,702,077.09

Financial Comptroller General Office
Debt Section

Anamnagar, Kathmandu, Nepal

Loan ID-wise Outstanding external debt & Equivalent NPR

As on 2073/03/31 (2016-Jul-15)

Fiscal Year: 2072/73 Month: Aashadh

LoanID	Commit. Currency	In Commitment Currency			Closing Balance	FX Rate	ClosingBalanceNPR
		Opening Balance	Disbursement	Principal Payment			
Donor: ADB							
Total of ADB							155,907,341,120.01
Donor: EEC							
9	DKK	190,680.00		13,620.00	177,060.00	15.950	2,824,107.00
9	GBP	187,530.00		13,395.00	174,135.00	142.080	24,741,100.80
9	EUR	671,305.48		47,950.28	623,355.20	119.270	74,347,574.70
23	DKK	257,880.00		18,420.00	239,460.00	15.950	3,819,387.00
23	GBP	253,680.00		18,120.00	235,560.00	142.080	33,468,364.80
23	EUR	908,313.03		64,879.48	843,433.55	119.270	100,596,319.51
26	DKK	193,200.00		13,800.00	179,400.00	15.950	2,861,430.00
26	GBP	190,134.00		13,581.00	176,553.00	142.080	25,084,650.24
26	EUR	680,854.45		48,632.48	632,221.97	119.270	75,405,114.36
Total of EEC							343,148,048.41
Donor: IDA							
166	USD	213,790.24		53,447.56	160,342.68	107.330	17,209,579.84
223	USD	357,899.15		65,072.52	292,826.63	107.330	31,429,082.20
291	USD	671,561.94		95,937.42	575,624.52	107.330	61,781,779.73
373	USD	1,340,812.31		178,760.00	1,162,052.31	107.330	124,723,074.43
397	USD	1,320,000.00		165,000.00	1,155,000.00	107.330	123,966,150.00
470	USD	1,989,000.00		234,000.00	1,755,000.00	107.330	188,364,150.00
470.1	USD	733,232.36		86,256.00	646,976.36	107.330	69,439,972.72
505	USD	790,282.07		88,000.00	702,282.07	107.330	75,375,934.57
600	USD	8,190,000.00		780,000.00	7,410,000.00	107.330	795,315,300.00
600.1	USD	4,662,000.00		444,000.00	4,218,000.00	107.330	452,717,940.00
617	USD	2,520,000.00		240,000.00	2,280,000.00	107.330	244,712,400.00
654	USD	2,970,000.00		270,000.00	2,700,000.00	107.330	289,791,000.00
659	USD	985,380.57		89,576.00	895,804.57	107.330	96,146,704.50
704	USD	2,629,506.21		219,124.00	2,410,382.21	107.330	258,706,322.60
705	USD	1,197,626.56		99,796.00	1,097,830.56	107.330	117,830,154.00
730	USD	6,120,000.00		510,000.00	5,610,000.00	107.330	602,121,300.00
772	USD	1,757,284.28		140,580.00	1,616,704.28	107.330	173,520,870.37
799	USD	5,655,000.00		435,000.00	5,220,000.00	107.330	560,262,600.00
812	USD	11,700,000.00		900,000.00	10,800,000.00	107.330	1,159,164,000.00
856	USD	5,460,000.00		420,000.00	5,040,000.00	107.330	540,943,200.00
939	USD	2,673,987.65		190,994.00	2,482,993.65	107.330	266,499,708.45
1008	USD	7,395,000.00		510,000.00	6,885,000.00	107.330	738,967,050.00
1055	USD	7,187,857.02		479,188.00	6,708,669.02	107.330	720,041,445.92
1059	USD	12,130,231.18		808,680.00	11,321,551.18	107.330	1,215,142,088.15
1062	SDR	1,519,093.87		101,272.00	1,417,821.87	149.192	211,527,680.43
1093	SDR	1,291,766.89		83,336.00	1,208,430.89	149.192	180,288,221.34

Financial Comptroller General Office
Debt Section

Anamnagar, Kathmandu, Nepal

Loan ID-wise Outstanding external debt & Equivalent NPR

As on 2073/03/31 (2016-Jul-15)

Fiscal Year: 2072/73 Month: Aashadh

LoanID	Commit. Currency	In Commitment Currency			Closing Balance	FX Rate	ClosingBalanceNPR
		Opening Balance	Disbursement	Principal Payment			
Donor: IDA							
1100	SDR	5,245,274.69		338,402.00	4,906,872.69	149.192	732,066,150.37
1101	SDR	2,055,310.17		132,598.00	1,922,712.17	149.192	286,853,274.07
1191	SDR	2,821,500.00		171,000.00	2,650,500.00	149.192	395,433,396.00
1198	SDR	4,905,008.21		297,270.00	4,607,738.21	149.192	687,437,679.03
1260	SDR	2,996,639.04		176,266.00	2,820,373.04	149.192	420,777,094.58
1316	SDR	7,927,500.00		453,000.00	7,474,500.00	149.192	1,115,135,604.00
1339	SDR	2,165,452.39		123,736.00	2,041,716.39	149.192	304,607,751.66
1379	SDR	2,879,889.71		159,992.00	2,719,897.71	149.192	405,786,979.15
1400	SDR	1,832,846.05		101,824.00	1,731,022.05	149.192	258,254,641.68
1452	SDR	5,632,373.30		304,450.00	5,327,923.30	149.192	794,883,532.97
1463	SDR	3,711,779.82		200,634.00	3,511,145.82	149.192	523,834,867.18
1478	SDR	42,848,377.44		2,255,172.00	40,593,205.44	149.192	6,056,181,506.00
1515	SDR	23,475,284.31		1,235,540.00	22,239,744.31	149.192	3,317,991,933.10
1534	SDR	4,623,372.27		237,094.00	4,386,278.27	149.192	654,397,627.66
1535	SDR	4,060,325.17		208,220.00	3,852,105.17	149.192	574,703,274.52
1570	SDR	3,576,555.03		178,822.00	3,397,733.03	149.192	506,914,586.21
1588	SDR	11,384,397.19		583,814.00	10,800,583.19	149.192	1,611,360,607.28
1696	SDR	2,817,120.98		134,144.00	2,682,976.98	149.192	400,278,701.60
1715	SDR	7,873,660.85		374,930.00	7,498,730.85	149.192	1,118,750,652.97
1727	SDR	2,532,588.52		120,598.00	2,411,990.52	149.192	359,849,689.66
1769	SDR	26,380,500.00		1,227,000.00	25,153,500.00	149.192	3,752,700,972.00
1814	SDR	18,712,228.73		850,550.00	17,861,678.73	149.192	2,664,819,573.09
1902	SDR	5,239,118.03		419,126.00	4,819,992.03	149.192	719,104,250.94
1922	SDR	4,571,179.43		351,628.00	4,219,551.43	149.192	629,523,316.94
1924	SDR	15,548,000.00		1,196,000.00	14,352,000.00	149.192	2,141,203,584.00
1988	SDR	8,578,589.31		635,448.00	7,943,141.31	149.192	1,185,053,138.32
2028	SDR	3,629,340.11		259,232.00	3,370,108.11	149.192	502,793,169.15
2044	SDR	4,918,344.77		351,308.00	4,567,036.77	149.192	681,365,349.79
2046	SDR	25,872,000.00		1,848,000.00	24,024,000.00	149.192	3,584,188,608.00
2047	SDR	9,003,450.15		643,100.00	8,360,350.15	149.192	1,247,297,359.58
2144	SDR	21,922,690.00		1,461,510.00	20,461,180.00	149.192	3,052,644,366.56
2239	SDR	6,912,144.37		432,006.00	6,480,138.37	149.192	966,784,803.70
2347	SDR	26,340,141.52		1,596,372.00	24,743,769.52	149.192	3,691,572,462.23
2357	SDR	14,430,446.53		848,848.00	13,581,598.53	149.192	2,026,265,847.89
2364	SDR	22,241,707.52		1,308,334.00	20,933,373.52	149.192	3,123,091,862.20
2430	SDR	11,324,076.76		647,086.00	10,676,990.76	149.192	1,592,921,605.47
2560	SDR	9,416,119.91		508,974.00	8,907,145.91	149.192	1,328,874,912.60
2578	SDR	25,912,457.92		1,400,672.00	24,511,785.92	149.192	3,656,962,364.98
2600	SDR	13,517,419.29		711,442.00	12,805,977.29	149.192	1,910,549,363.85
2912	SDR	9,473,105.70		231,048.00	9,242,057.70	149.192	1,378,841,072.38
2977	SDR	11,245,687.55		267,750.00	10,977,937.55	149.192	1,637,820,458.96

Financial Comptroller General Office

Debt Section

Anamnagar, Kathmandu, Nepal

Loan ID-wise Outstanding external debt & Equivalent NPR

As on 2073/03/31 (2016-Jul-15)

Fiscal Year: 2072/73 Month: Aashadh

LoanID	Commit. Currency	In Commitment Currency			Closing Balance	FX Rate	ClosingBalanceNPR
		Opening Balance	Disbursement	Principal Payment			
Donor: IDA							
3008	SDR	11,777,383.30		277,112.82	11,500,270.48	149.192	1,715,748,353.45
3009	SDR	43,831,291.57		1,031,320.46	42,799,971.11	149.192	6,385,413,289.84
3185	SDR	7,920,000.00		180,000.00	7,740,000.00	149.192	1,154,746,080.00
3215	SDR	3,143,871.64		71,450.00	3,072,421.64	149.192	458,380,729.31
3293	SDR	33,833,624.75		760,306.00	33,073,318.75	149.192	4,934,274,570.95
3581	SDR	11,437,324.05		245,962.30	11,191,361.75	149.192	1,669,661,642.21
3727	SDR	6,241,741.44		131,405.08	6,110,336.36	149.192	911,613,302.22
3766	SDR	22,679,593.98		472,491.54	22,207,102.44	149.192	3,313,122,027.23
3808	SDR	3,454,458.63		71,967.88	3,382,490.75	149.192	504,640,559.97
3830	SDR	49,470,000.00		1,020,000.00	48,450,000.00	149.192	7,228,352,400.00
3864	SDR	37,672,150.63		768,819.40	36,903,331.23	149.192	5,505,681,792.87
3911	SDR	16,660,000.00		340,000.00	16,320,000.00	149.192	2,434,813,440.00
3956	SDR	33,810,000.00		690,000.00	33,120,000.00	149.192	4,941,239,040.00
3980	SDR	6,762,000.00		138,000.00	6,624,000.00	149.192	988,247,808.00
4510	SDR	702,163.57		0.00	702,163.57	149.192	104,757,187.34
4515	SDR	7,706,651.06	1,096,628.37	0.00	8,803,279.43	149.192	1,313,378,864.72
4603	SDR	0.00	3,953,855.22	0.00	3,953,855.22	149.192	589,883,567.98
4637	SDR	26,827,916.33		0.00	26,827,916.33	149.192	4,002,510,493.11
4664	SDR	13,615,875.05		0.00	13,615,875.05	149.192	2,031,379,630.46
4652	SDR	46,066,441.74		0.00	46,066,441.74	149.192	6,872,744,576.07
4707	SDR	40,550,685.32	3,961,664.47	0.00	44,512,349.79	149.192	6,640,886,489.87
4750	SDR	10,937,244.67		0.00	10,937,244.67	149.192	1,631,749,406.81
4832	SDR	26,600,000.00		0.00	26,600,000.00	149.192	3,968,507,200.00
4902	SDR	18,411,895.93	5,318,827.86	0.00	23,730,723.79	149.192	3,540,434,143.68
4932	SDR	6,040,455.08	822,133.69	0.00	6,862,588.77	149.192	1,023,843,343.77
5138	SDR	20,141,648.35	8,732,797.57	0.00	28,874,445.92	149.192	4,307,836,335.70
5282	SDR	19,900,000.00		0.00	19,900,000.00	149.192	2,968,920,800.00
4905	SDR	2,349,944.23	697,039.74	0.00	3,046,983.97	149.192	454,585,632.45
5263	SDR	13,370,066.11	1,874,154.54	0.00	15,244,220.65	149.192	2,274,315,767.21
5273	SDR	5,881,480.85	5,075,215.88	0.00	10,956,696.73	149.192	1,634,651,498.54
4924	SDR	5,217,475.24	7,256,310.62	0.00	12,473,785.86	149.192	1,860,989,060.03
5246	SDR	648,235.18	1,996,304.57	0.00	2,644,539.75	149.192	394,544,174.38
4981	SDR	3,979,410.45	2,714,403.25	0.00	6,693,813.70	149.192	998,663,453.53
5446	SDR	3,620,694.32	1,164,779.11	0.00	4,785,473.43	149.192	713,954,351.97
5002	SDR	5,337,454.60	939,981.24	0.00	6,277,435.84	149.192	936,543,207.84
5137	SDR	931,734.28	3,248,507.50	0.00	4,180,241.78	149.192	623,658,631.64
5250	SDR	18,012,953.72	12,364,403.80	0.00	30,377,357.52	149.192	4,532,058,723.12
5344	SDR	6,149,353.10	2,726,516.54	0.00	8,875,869.64	149.192	1,324,208,743.33
5586	SDR	0.00	8,054,631.47	0.00	8,054,631.47	149.192	1,201,686,578.27
5701	SDR	0.00	72,000,000.00	0.00	72,000,000.00	149.192	10,741,824,000.00
5566	SDR	0.00	3,592,857.40		3,592,857.40	149.192	536,025,581.22

Financial Comptroller General Office
Debt Section

Anamnagar, Kathmandu, Nepal

Loan ID-wise Outstanding external debt & Equivalent NPR

As on 2073/03/31 (2016-Jul-15)

Fiscal Year: 2072/73 Month: Aashadh

LoanID	Commit. Currency	In Commitment Currency			Closing Balance	FX Rate	ClosingBalanceNPR
		Opening Balance	Disbursement	Principal Payment			
Donor: IDA							
5706	SDR	0.00	14,154,682.37		14,154,682.37	149.192	2,111,765,372.15
Total of IDA							182,798,107,552.82
Donor: IFAD							
10	USD	3,887,761.74		288,000.00	3,599,761.74	107.330	386,362,427.55
57	SDR	3,797,500.00		245,000.00	3,552,500.00	149.192	530,004,580.00
82	SDR	2,509,662.37		152,098.00	2,357,564.37	149.192	351,729,743.49
166	SDR	7,368,391.03		377,866.00	6,990,525.03	149.192	1,042,930,410.28
191	SDR	326,177.52		15,530.00	310,647.52	149.192	46,346,124.80
208	SDR	2,612,500.00		118,750.00	2,493,750.00	149.192	372,047,550.00
250	SDR	2,250,486.43		91,860.00	2,158,626.43	149.192	322,049,794.34
352	SDR	1,903,083.74		102,870.00	1,800,213.74	149.192	268,577,488.30
452	SDR	4,683,479.86		212,886.00	4,470,593.86	149.192	666,976,839.16
576	SDR	9,453,734.49	2,726,649.15	520,000.00	11,660,383.64	149.192	1,739,635,956.02
646A	SDR	644,241.46		0.00	644,241.46	149.192	96,115,671.90
646	SDR	7,030,833.00		238,334.00	6,792,499.00	149.192	1,013,386,510.81
796	SDR	2,135,622.69	607,791.78	0.00	2,743,414.47	149.192	409,295,491.61
881	SDR	1,569,035.84	741,661.44	0.00	2,310,697.28	149.192	344,737,548.60
Total of IFAD							7,590,196,136.86
Donor: NDF							
37	EUR	3,355,655.49		203,373.05	3,152,282.44	119.270	375,972,726.62
76	EUR	4,140,898.17		230,049.91	3,910,848.26	119.270	466,446,871.97
129	EUR	4,281,234.99		214,061.74	4,067,173.25	119.270	485,091,753.53
223	EUR	1,418,466.43		33,773.02	1,384,693.41	119.270	165,152,383.01
265	EUR	7,034,402.03	78,470.42	125,403.53	6,987,468.92	119.270	833,395,418.09
Total of NDF							2,326,059,153.22
Donor: OFID							
698	USD	0.00			0.00	107.330	0.00
825	USD	120,291.35		48,100.00	72,191.35	107.330	7,748,297.60
838	USD	5,480,120.00		913,320.00	4,566,800.00	107.330	490,154,644.00
1060	USD	3,100,234.41		310,021.72	2,790,212.69	107.330	299,473,528.02
1155	USD	6,853,770.56	17,230.07	666,660.00	6,204,340.63	107.330	665,911,879.82
1185	USD	7,390,026.81		666,660.00	6,723,366.81	107.330	721,618,959.72
1346	USD	1,087,512.38	1,316,285.24	565,648.19	1,838,149.43	107.330	197,288,578.32
1364	USD	1,792,242.52	3,376,250.29	1,133,320.00	4,035,172.81	107.330	433,095,097.70
1442	USD	5,714,525.72	1,061,392.45	0.00	6,775,918.17	107.330	727,259,297.19
Total of OFID							3,542,550,282.35
Donor: Austria							
1	EUR	1,009,521.64		218,018.50	791,503.14	119.270	94,402,579.51

Financial Comptroller General Office

Debt Section

Anamnagar, Kathmandu, Nepal

Loan ID-wise Outstanding external debt & Equivalent NPR

As on 2073/03/31 (2016-Jul-15)

Fiscal Year: 2072/73 Month: Aashadh

LoanID	Commit. Currency	In Commitment Currency			Closing Balance	FX Rate	ClosingBalanceNPR
		Opening Balance	Disbursement	Principal Payment			
Donor: Austria							
Total of Austria							94,402,579.51
Donor: Belgium							
1985	EUR	123,956.68		123,956.69	-0.01	119.270	-1.19
1986	EUR	371,842.15		185,920.00	185,922.15	119.270	22,174,934.83
1994	EUR	1,115,529.25		123,946.00	991,583.25	119.270	118,266,134.23
1999	EUR	1,597,045.00		106,209.00	1,490,836.00	119.270	177,812,009.72
2000	EUR	2,005,787.00		122,703.00	1,883,084.00	119.270	224,595,428.68
2001	EUR	2,197,477.42		119,273.46	2,078,203.96	119.270	247,867,386.31
2003	EUR	1,348,895.35		64,245.01	1,284,650.34	119.270	153,220,246.05
Total of Belgium							943,936,138.63
Donor: China							
359	RMB	366,510,466.60	3,413,572.94	0.00	369,924,039.54	16.050	5,937,280,834.62
383	RMB	34,925,898.62		0.00	34,925,898.62	16.050	560,560,672.85
494	RMB	131,277,510.00		0.00	131,277,510.00	16.050	2,107,004,035.50
Total of China							8,604,845,542.97
Donor: France							
298	EUR	4,578.34		4,577.74	0.60	119.270	71.56
375	EUR	436,755.58		145,585.50	291,170.08	119.270	34,727,855.44
447	EUR	339,046.68		321,169.68	17,877.00	119.270	2,132,189.79
502	EUR	531,809.67		328,897.45	202,912.22	119.270	24,201,340.48
503	EUR	143,070.44		69,364.00	73,706.44	119.270	8,790,967.10
545	EUR	3,979,929.57		560,742.86	3,419,186.71	119.270	407,806,398.90
897	EUR	1,238,884.00		82,572.00	1,156,312.00	119.270	137,913,332.24
Total of France							615,572,155.51
Donor: India							
00001984	USD	49,833,664.07	2,610,721.83	10,726,604.93	41,717,780.97	107.330	4,477,569,431.51
00000903	USD	5,261,208.67	10,826,207.51	0.00	16,087,416.18	107.330	1,726,662,378.60
Total of India							6,204,231,810.11
Donor: Japan							
4	JPY	2,285,130,000.00		914,052,000.00	1,371,078,000.00	1.016	1,393,015,248.00
5	JPY	705,617,000.00		128,294,000.00	577,323,000.00	1.016	586,560,168.00
6	JPY	1,322,970,000.00		120,270,000.00	1,202,700,000.00	1.016	1,221,943,200.00
7	JPY	7,499,725,000.00		652,150,000.00	6,847,575,000.00	1.016	6,957,136,200.00
8	JPY	1,742,822,780.00	462,298,157.00	33,724,000.00	2,171,396,937.00	1.016	2,206,139,287.99
8A	JPY	383,235,572.00	103,993,070.00	20,032,000.00	467,196,642.00	1.016	474,671,788.27
Total of Japan							12,839,465,892.26
Donor: Korea							

Government of Nepal
Ministry of Finance

Financial Comptroller General Office

Debt Section

Anamnagar, Kathmandu, Nepal

Loan ID-wise Outstanding external debt & Equivalent NPR

As on 2073/03/31 (2016-Jul-15)

Fiscal Year: 2072/73 Month: Aashadh

LoanID	Commit. Currency	In Commitment Currency			Closing Balance	FX Rate	ClosingBalanceNPR
		Opening Balance	Disbursement	Principal Payment			
Donor: Korea							
1	KRW	7,749,375,000.00		619,950,000.00	7,129,425,000.00	0.095	675,156,547.50
2	KRW	56,385,479,740.00		0.00	56,385,479,740.00	0.095	5,339,704,931.38
Total of Korea							6,014,861,478.88
Donor: Kuwait							
552	KUD	684,000.00		74,000.00	610,000.00	354.875	216,473,872.00
Total of Kuwait							216,473,872.00
Donor: Russia							
1	USD	1,163,469.70		1,163,469.70	0.00	107.330	0.00
Total of Russia							0.00
Donor: Saudi							
465	SAR	23,541,942.65	5,420,970.06	3,750,000.00	25,212,912.71	28.620	721,593,561.76
Total of Saudi							721,593,561.76
Grand Total							388,762,785,325.30

Government of Nepal
Ministry of Finance
Financial Comptroller General Office
Anamnagar, Kathmandu

ANNEX-33

Statement of Annual Disbursement(Disbursing Loans)

FY: 2015/16 (2072/73)

Loan ID	Donor	Project Name	Amount(Rs.)
1820	ADB	Melamchi Water Supply	1,248,496,162.44
2059	ADB	Kathmandu Valley Water Services	(6,471.68)
2581	ADB	Air Transport Capacity Enhancement Project	364,598,684.79
2587	ADB	Energy Access and Efficiency Improvement Project	725,684,096.20
2641	ADB	RURAL FINANCE SECTOR DEVELOPMENT CLUSTER PROGRAM (SUBPROGRAM2)	2,886,024,813.32
2650	ADB	Secondary Towns Integrated Urban Environmental Improvement Project	814,759,149.35
2656	ADB	Kathmandu Sustainable Urban Transport Project	107,288,726.39
2685	ADB	Subregional Transport Enhancement Project	17,832,690.50
2776	ADB	Kathmandu Valley Water Supply Improvement Project	1,272,791,857.78
2796	ADB	Subregional Transport Enhancement Project	482,640,028.33
2808	ADB	Electricity Transmission	477,882,072.21
3012	ADB	SASEC ROAD CON PROJ	706,152,983.17
3057	ADB	BAGMATI RIVER BASIN IMPROVEMENT PROJECT	1,127,628,299.75
3000	ADB	KATHMANDU VALLEY WASTEWATER MANAGEMENT PROJECT	226,628,127.34
3124	ADB	COMMUNITY-MANAGED IRRIGATED AGRICULTURE SECTOR PROJ-ADDL FINANCIN	271,984,971.69
2579	ADB	SOUTH ASIA TOURISM INFRASTRUCTURE DEV'T PROJ(BAN/IND/NEP)-NEPAL	127,149,760.44
2851	ADB	INTEGRATED URBAN DEVELOPMENT PROJECT(SF)	461,042,401.80
3157	ADB	THIRD SMALL TOWNS WATER SUPPLY AND SANITATION SECTOR PROJECT	476,829,281.88
3260	ADB	Earthquake Emergency Assistance Project	1,949,463,985.88
2990	ADB	TANAHU HYDROPOWER PROJECT	261,800,407.12
3139	ADB	S. ASIA S.REGIONAL ECO. COOPERATION PWR SYS EXPANSION PRO	378,010,030.42
3255	ADB	KATHMANDU VALLEY Urban water supply	780,774,640.34
	ADB total		15,165,456,699.46
4515	IDA	Irrigation & Water Resources Management Project- Additional Financing	165,768,478.03
4603	IDA	Project for Agriculture Commercialization and Trade (PACT)	586,201,955.31
4707	IDA	Second HNP and HIV/AIDS Project	602,545,376.48
4902	IDA	Nepal-India Electricity Transmission and Trade Project	791,214,935.59
4932	IDA	Kabeli Transmission Project	121,726,660.63
5138	IDA	Bridges Improvement and Maintenance Project	1,322,326,640.97
4905	IDA	Urban Governance and Development Program : Emerging Towns Project	102,543,531.92
5263	IDA	Additional Financing for Nepal-India Electricity Transmission and Trade Project	275,545,938.98
5273	IDA	Nepal-India Regional Trade and Transport Project	757,222,254.41
4924	IDA	Enhanced Vocational Education and Training	1,060,608,109.21
5246	IDA	Kali Gandaki A Hydropower Plant Rehabilitation Project (KGAHPRP)	1,651,558,254.85
4981	IDA	Modernization of Rani Jamara Kulariya Irrigation Scheme - Phase 1	404,595,400.30
5446	IDA	Rural Water Supply and Sanitation Improvement Proj	176,789,089.75
5002	IDA	Road Sector Development Project	140,933,972.26
5137	IDA	Community Action for Nutrition Project (Sunaula Hazar Din)	479,568,574.78
5250	IDA	School Sector Reform Program	1,876,242,833.76
5344	IDA	Irrigation & Water Resources Management Project	411,058,534.96
5586	IDA	Higher Education Reforms Project	1,188,516,758.15
5701	IDA	Financial sector stability DPC2	10,504,996,142.40
5566	IDA	Grid Solar and Energy Efficiency	548,016,791.07
5706	IDA	Earthquake Housing Reconstruction Project	2,127,600,000.00
	IDA Total		25,295,580,233.81
576	IFAD	WESTERN UPLANDS POVERTY ALLEVIATION	407,761,691.89
796	IFAD	High Value Agricultural Project in Hill and Mountain Areas	90758894.79
881	IFAD	Improved Seeds for Farmers Programmes	110522218.5
	IFAD Total		609,042,805.16
265	NDF	Melamchi Water Supply	9,603,990.77
	NDF Total		9,603,990.77
1155	OFID	Road Connectivity Project	1,782,450.74
1346	OFID	Lumbini Connectivity and Infrastructure Improvement Project	134,011,000.28
1364	OFID	Urban Infrastructure Improvement Project	353,644,498.45

Loan ID	Donor	Project Name	Amount(Rs.)
1442	OFID	Rural Connectivity and Community Development Project	108,060,365.33
	OFID Total		597,498,314.80
359	CHINA	Upper Trishuli 3A Hydroelectric Project	56,699,446.53
	CHINA Total		56,699,446.53
1984	INDIA	EXIM Bank's Line of Credit	277,277,448.02
903	INDIA	EXIM Bank's Line of Credit	1,150,680,401.41
	INDIA Total		1,427,957,849.43
8	JAPAN	Melamchi Water Supply Project Cnstrcn	427,955,542.29
8A	JAPAN	Melamchi Water Supply Project	93,895,323.15
	JAPAN Total		521,850,865.44
465	SAUDI	Completion of Bagmati Irrigation	90,277,856.55
	SAUDI Total		90,277,856.55
	Grand Total		43,773,968,061.95

Financial Comptroller General Office
Debt Section

Anamnagar, Kathmandu, Nepal

Disbursement Statement

As on 2073/03/31 (2016-Jul-15)

Fiscal Year: 2072/73 Month: Aashadh

SN	Loan ID	Value Date	Commit. Currency	Disbursement (Commit Curr.)	Disburse. Currency	Disburse. Amount	FX Rate	Equivalent NPR
DonorType:		Multilateral						
Donor: ADB								
1	1820	2015-Aug-13	SDR	44,818.80	USD	62,349.68	103.440	6,449,450.90
2	1820	2015-Aug-14	SDR	382,549.73	USD	534,223.05	103.760	55,430,983.67
3	1820	2015-Oct-05	SDR	672,829.47	USD	944,477.64	104.520	98,716,802.93
4	1820	2015-Oct-06	SDR	311,440.11	USD	436,112.70	104.030	45,368,804.18
5	1820	2015-Nov-05	SDR	93,545.59	USD	130,758.03	104.600	13,677,289.94
6	1820	2015-Nov-09	SDR	547,666.69	USD	763,058.52	104.920	80,060,099.92
7	1820	2015-Nov-10	SDR	344,960.52	USD	479,491.68	105.900	50,778,168.91
8	1820	2015-Nov-16	SDR	1,018,420.48	USD	1,405,277.68	105.460	148,200,584.13
9	1820	2015-Nov-18	SDR	136,109.34	USD	188,386.21	105.370	19,850,254.95
10	1820	2015-Dec-11	SDR	406,865.90	USD	563,147.16	106.510	59,980,804.01
11	1820	2015-Dec-15	SDR	273,600.17	USD	380,670.86	107.000	40,731,782.02
12	1820	2015-Dec-15	SDR	45,907.96	USD	63,873.58	107.000	6,834,473.06
13	1820	2016-Apr-08	SDR	730,706.84	USD	1,028,718.32	106.140	109,188,162.48
14	1820	2016-Apr-20	SDR	898,118.83	USD	1,262,386.84	106.190	134,052,858.54
15	1820	2016-May-10	SDR	661,092.59	USD	936,523.60	105.990	99,262,136.36
16	1820	2016-May-13	SDR	203,017.72	USD	286,577.79	106.270	30,454,621.74
17	1820	2016-Jun-08	SDR	716,221.73	USD	1,004,307.59	106.520	106,978,844.49
18	1820	2016-Jun-15	SDR	259,617.65	USD	367,091.57	107.290	39,385,254.55
19	1820	2016-Jun-24	SDR	160,133.78	USD	227,144.96	107.960	24,522,569.88
20	1820	2016-Jul-14	SDR	527,840.10	USD	733,497.16	107.120	78,572,215.78
Total of 1820				8,435,464.00				1,248,496,162.44
1	2059	2015-Sep-03	SDR	-43.63	USD	-61.25	105.660	-6,471.68
Total of 2059				-43.63				-6,471.68
1	2581	2015-Oct-16	SDR	608,435.31	USD	858,879.45	103.350	88,765,191.16
2	2581	2015-Oct-19	SDR	726,248.17	USD	1,027,052.90	103.400	106,197,269.86
3	2581	2015-Nov-15	SDR	71,519.95	USD	98,676.79	105.550	10,415,335.18
4	2581	2015-Nov-27	SDR	12,344.04	USD	16,994.29	106.200	1,804,793.60
5	2581	2015-Nov-27	SDR	117,382.94	USD	161,603.44	106.200	17,162,285.33

Financial Comptroller General Office
Debt Section

Anamnagar, Kathmandu, Nepal

Disbursement Statement

As on 2073/03/31 (2016-Jul-15)

Fiscal Year: 2072/73 Month: Aashadh

SN	Loan ID	Value Date	Commit. Currency	Disbursement (Commit Curr.)	Disburse. Currency	Disburse. Amount	FX Rate	Equivalent NPR
Donor: ADB								
6	2581	2015-Dec-14	SDR	405,162.22	USD	562,385.42	106.720	60,017,772.02
7	2581	2015-Dec-15	SDR	456,289.28	USD	634,853.53	107.000	67,929,327.71
8	2581	2016-May-15	SDR	81,839.22	USD	115,523.42	106.530	12,306,709.93
Total of 2581				2,479,221.13				364,598,684.79
1	2587	2015-Jul-20	SDR	14,786.52	USD	20,665.93	101.250	2,092,425.41
2	2587	2015-Jul-22	SDR	390,286.39	USD	542,888.37	101.460	55,081,454.02
3	2587	2015-Aug-06	SDR	53,967.44	USD	75,246.80	101.810	7,660,876.71
4	2587	2015-Aug-17	SDR	36,806.77	USD	51,592.05	103.710	5,350,611.51
5	2587	2015-Aug-18	SDR	5,789.08	USD	8,109.00	104.190	844,876.71
6	2587	2015-Aug-19	SDR	29,178.67	USD	40,956.35	104.210	4,268,061.23
7	2587	2015-Aug-24	SDR	15,906.40	USD	22,240.01	105.030	2,335,868.25
8	2587	2015-Aug-28	SDR	159,679.80	USD	227,109.38	105.170	23,885,093.49
9	2587	2015-Sep-03	SDR	295,402.91	USD	414,686.61	105.660	43,815,787.21
10	2587	2015-Sep-04	SDR	13,231.36	USD	18,627.90	105.610	1,967,292.52
11	2587	2015-Oct-15	SDR	125,270.87	USD	176,816.07	103.800	18,353,508.07
12	2587	2015-Oct-15	SDR	68,918.31	USD	97,276.13	103.800	10,097,262.29
13	2587	2015-Oct-19	SDR	74,449.08	USD	105,285.14	103.400	10,886,483.48
14	2587	2015-Oct-26	SDR	200,583.84	USD	283,390.87	103.430	29,311,117.68
15	2587	2015-Oct-29	SDR	14,003.42	USD	19,556.48	103.760	2,029,180.36
16	2587	2015-Nov-05	SDR	601,982.96	USD	841,451.78	104.600	88,015,856.19
17	2587	2015-Nov-09	SDR	31,107.41	USD	43,341.64	104.920	4,547,404.87
18	2587	2015-Nov-09	SDR	191,002.41	USD	266,121.75	104.920	27,921,494.01
19	2587	2015-Nov-09	SDR	34,626.85	USD	48,245.25	104.920	5,061,891.63
20	2587	2015-Nov-10	SDR	22,080.12	USD	30,691.15	105.900	3,250,192.78
21	2587	2015-Nov-10	SDR	4,802.35	USD	6,675.22	105.900	706,905.80
22	2587	2015-Nov-17	SDR	4,808.39	USD	6,636.25	105.240	698,398.95
23	2587	2015-Nov-18	SDR	4,795.45	USD	6,637.28	105.370	699,370.19
24	2587	2015-Nov-27	SDR	81,185.85	USD	111,770.19	106.200	11,869,994.18
25	2587	2015-Dec-03	SDR	4,544.61	USD	6,235.97	106.280	662,758.89

Financial Comptroller General Office
Debt Section

Anamnagar, Kathmandu, Nepal

Disbursement Statement

As on 2073/03/31 (2016-Jul-15)

Fiscal Year: 2072/73 Month: Aashadh

SN	Loan ID	Value Date	Commit. Currency	Disbursement (Commit Curr.)	Disburse. Currency	Disburse. Amount	FX Rate	Equivalent NPR
Donor: ADB								
26	2587	2015-Dec-03	SDR	81.95	USD	112.45	106.280	11,951.19
27	2587	2015-Dec-03	SDR	111.85	USD	153.48	106.280	16,311.85
28	2587	2015-Dec-07	SDR	23,967.07	USD	32,915.17	106.420	3,502,832.39
29	2587	2015-Dec-08	SDR	3,272.53	USD	4,483.00	106.320	476,632.56
30	2587	2015-Dec-11	SDR	138,320.76	USD	191,451.15	0.000	0.00
31	2587	2015-Dec-17	SDR	76,458.58	USD	106,448.70	106.670	11,354,882.83
32	2587	2015-Dec-17	SDR	49,263.06	USD	68,586.00	106.670	7,316,068.62
33	2587	2015-Dec-18	SDR	7,675.45	USD	10,698.27	0.000	0.00
34	2587	2015-Dec-22	SDR	8,492.44	USD	11,744.62	105.750	1,241,993.57
35	2587	2015-Dec-23	SDR	288,051.46	USD	398,548.00	105.830	42,178,334.84
36	2587	2015-Dec-28	SDR	380,415.50	USD	527,990.08	105.640	55,776,872.05
37	2587	2016-Jan-21	SDR	30,476.64	USD	42,165.96	108.640	4,580,909.89
38	2587	2016-Feb-01	SDR	106,894.02	USD	147,633.47	108.160	15,968,036.12
39	2587	2016-Feb-23	SDR	270,593.45	USD	377,537.39	109.440	41,317,691.96
40	2587	2016-Mar-14	SDR	101,928.58	USD	141,635.88	106.970	15,150,790.08
41	2587	2016-Apr-15	SDR	140,044.42	USD	197,921.98	106.330	21,045,044.13
42	2587	2016-Apr-25	SDR	27,433.52	USD	38,715.01	106.080	4,106,888.26
43	2587	2016-May-04	SDR	4,037.09	USD	5,706.26	105.860	604,064.68
44	2587	2016-May-06	SDR	30,968.61	USD	44,192.83	106.100	4,688,859.26
45	2587	2016-May-23	SDR	273,919.04	USD	385,721.84	107.610	41,507,527.20
46	2587	2016-Jun-02	SDR	144,596.25	USD	203,277.75	107.580	21,868,620.34
47	2587	2016-Jun-28	SDR	255,659.51	USD	363,506.92	109.080	39,651,334.83
48	2587	2016-Jul-08	SDR	10,971.04	USD	15,324.79	107.540	1,648,027.92
49	2587	2016-Jul-15	SDR	58,756.43	USD	81,785.42	106.730	8,728,957.88
Total of 2587				4,911,586.51				704,156,798.88
1	2641	2015-Aug-18	SDR	19,775,000.00	USD	27,699,633.49	104.190	2,886,024,813.32
Total of 2641				19,775,000.00				2,886,024,813.32
1	2650	2015-Jul-23	SDR	425,264.94	USD	590,510.14	101.360	59,854,107.79
2	2650	2015-Aug-26	SDR	54,320.99	USD	76,622.47	105.440	8,079,073.24

Financial Comptroller General Office
Debt Section
Anamnagar, Kathmandu, Nepal
Disbursement Statement

As on 2073/03/31 (2016-Jul-15)

Fiscal Year: 2072/73 Month: Aashadh

SN	Loan ID	Value Date	Commit. Currency	Disbursement (Commit Curr.)	Disburse. Currency	Disburse. Amount	FX Rate	Equivalent NPR
Donor: ADB								
3	2650	2015-Sep-09	SDR	1,383,581.59	USD	1,939,310.97	106.280	206,109,969.89
4	2650	2015-Oct-22	SDR	428,392.80	USD	604,967.75	103.960	62,892,447.29
5	2650	2015-Nov-30	SDR	119,862.04	USD	165,016.47	106.520	17,577,554.38
6	2650	2015-Nov-30	SDR	58,835.74	USD	81,000.34	106.520	8,628,156.22
7	2650	2015-Dec-02	SDR	73,587.45	USD	101,076.78	106.120	10,726,267.89
8	2650	2015-Dec-11	SDR	70,286.29	USD	97,283.96	106.510	10,361,714.58
9	2650	2015-Dec-15	SDR	73,084.98	USD	101,686.06	107.000	10,880,408.42
10	2650	2015-Dec-21	SDR	177,986.28	USD	247,075.22	105.920	26,170,207.30
11	2650	2016-May-16	SDR	649,880.93	USD	918,522.21	106.530	97,850,171.03
12	2650	2016-May-26	SDR	185,884.28	USD	261,204.59	107.480	28,074,269.33
13	2650	2016-Jun-08	SDR	175,737.65	USD	246,424.61	106.520	26,249,149.46
14	2650	2016-Jun-09	SDR	294,541.97	USD	415,922.71	107.060	44,528,685.33
15	2650	2016-Jun-09	SDR	329,834.05	USD	465,758.66	107.060	49,864,122.14
16	2650	2016-Jun-15	SDR	82,183.74	USD	116,205.34	107.290	12,467,670.93
17	2650	2016-Jun-27	SDR	290,299.49	USD	411,139.56	109.040	44,830,657.62
18	2650	2016-Jun-28	SDR	126,118.66	USD	179,320.55	109.080	19,560,285.59
19	2650	2016-Jun-30	SDR	288,263.35	USD	401,161.69	108.530	43,538,078.22
20	2650	2016-Jun-30	SDR	175,562.07	USD	244,320.95	108.530	26,516,152.70
Total of 2650				5,463,509.29				814,759,149.35
1	2656	2015-Sep-09	SDR	266,109.23	USD	372,994.66	106.280	39,641,872.46
2	2656	2015-Dec-09	SDR	121,778.30	USD	168,872.40	106.510	17,986,599.32
3	2656	2015-Dec-15	SDR	32,419.98	USD	45,107.21	107.000	4,826,471.47
4	2656	2016-Jan-01	SDR	7,617.37	USD	10,571.09	105.580	1,116,095.68
5	2656	2016-May-03	SDR	148,405.26	USD	209,146.05	105.930	22,154,841.08
6	2656	2016-Jun-28	SDR	130,220.72	USD	185,153.03	109.080	20,196,492.51
7	2656	2016-Jul-01	SDR	9,090.22	USD	12,684.31	107.720	1,366,353.87
Total of 2656				715,641.08				107,288,726.39
1	2685	2015-Sep-15	SDR	42,617.89	USD	59,833.81	105.880	6,335,203.80
2	2685	2016-Mar-15	SDR	2,975.35	USD	4,131.07	106.960	441,859.25

Financial Comptroller General Office

Debt Section

Anamnagar, Kathmandu, Nepal

Disbursement Statement

As on 2073/03/31 (2016-Jul-15)

Fiscal Year: 2072/73 Month: Aashadh

SN	Loan ID	Value Date	Commit. Currency	Disbursement (Commit Curr.)	Disburse. Currency	Disburse. Amount	FX Rate	Equivalent NPR
Donor: ADB								
3	2685	2016-Jul-13	SDR	74,106.32	USD	103,198.24	107.130	11,055,627.45
Total of 2685				119,699.56				17,832,690.50
1	2776	2015-Sep-15	SDR	88,605.64	USD	124,398.77	105.880	13,171,341.77
2	2776	2015-Sep-25	SDR	626,314.38	USD	879,533.28	105.450	92,746,784.38
3	2776	2015-Sep-25	SDR	2,528,662.99	USD	3,551,001.43	105.450	374,453,100.79
4	2776	2015-Dec-03	SDR	950,968.01	USD	1,304,889.77	106.280	138,683,684.76
5	2776	2015-Dec-15	SDR	190,321.56	USD	264,802.00	107.000	28,333,814.00
6	2776	2015-Dec-21	SDR	1,440,643.13	USD	1,999,857.58	105.920	211,824,914.87
7	2776	2015-Dec-22	SDR	99,838.03	USD	138,071.00	105.750	14,601,008.25
8	2776	2016-Mar-15	SDR	116,399.66	USD	161,612.78	106.960	17,286,102.95
9	2776	2016-Jun-01	SDR	187,999.22	USD	264,294.95	107.820	28,496,281.51
10	2776	2016-Jun-21	SDR	1,441,598.69	USD	2,028,617.67	108.150	219,395,001.01
11	2776	2016-Jun-30	SDR	506,533.14	USD	704,916.84	108.530	76,504,624.65
12	2776	2016-Jun-30	SDR	379,348.53	USD	527,920.38	108.530	57,295,198.84
Total of 2776				8,557,232.98				1,272,791,857.78
1	2796	2015-Jul-17	SDR	60,793.12	USD	84,936.50	101.270	8,601,519.36
2	2796	2015-Jul-17	SDR	73,436.42	USD	102,600.96	101.270	10,390,399.22
3	2796	2015-Jul-21	SDR	70,432.14	USD	97,997.16	101.450	9,941,811.88
4	2796	2015-Aug-11	SDR	53,059.67	USD	73,820.86	101.780	7,513,487.13
5	2796	2015-Aug-25	SDR	85,286.78	USD	119,750.32	106.380	12,739,039.04
6	2796	2015-Sep-29	SDR	57,152.69	USD	80,337.82	105.460	8,472,426.50
7	2796	2015-Sep-29	SDR	44,840.03	USD	63,030.29	105.460	6,647,174.38
8	2796	2015-Oct-13	SDR	65,067.34	USD	91,681.84	103.450	9,484,486.35
9	2796	2015-Oct-28	SDR	66,783.88	USD	93,524.15	103.640	9,692,842.91
10	2796	2015-Oct-28	SDR	49,943.30	USD	69,940.59	103.640	7,248,642.75
11	2796	2015-Nov-12	SDR	68,291.86	USD	94,355.45	105.800	9,982,806.61
12	2796	2015-Dec-15	SDR	21,949.19	USD	30,538.79	107.000	3,267,650.53
13	2796	2015-Dec-18	SDR	331,947.26	USD	462,678.06	106.170	49,122,529.63
14	2796	2015-Dec-21	SDR	210,263.30	USD	291,881.20	105.920	30,916,056.70

Financial Comptroller General Office
Debt Section

Anamnagar, Kathmandu, Nepal

Disbursement Statement

As on 2073/03/31 (2016-Jul-15)

Fiscal Year: 2072/73 Month: Aashadh

SN	Loan ID	Value Date	Commit. Currency	Disbursement (Commit Curr.)	Disburse. Currency	Disburse. Amount	FX Rate	Equivalent NPR
Donor: ADB								
15	2796	2015-Dec-21	SDR	256,306.88	USD	355,797.52	105.920	37,686,073.32
16	2796	2015-Dec-21	SDR	59,084.38	USD	82,019.17	105.920	8,687,470.49
17	2796	2015-Dec-21	SDR	58,820.69	USD	81,653.12	105.920	8,648,698.47
18	2796	2015-Dec-22	SDR	537,523.42	USD	743,368.02	105.750	78,611,168.11
19	2796	2016-Mar-31	SDR	17,866.38	USD	24,996.85	105.870	2,646,416.51
20	2796	2016-Apr-11	SDR	27,867.01	USD	39,179.35	106.060	4,155,361.86
21	2796	2016-May-04	SDR	103,886.59	USD	146,839.54	105.860	15,544,433.70
22	2796	2016-May-04	SDR	40,750.82	USD	57,599.66	105.860	6,097,500.01
23	2796	2016-May-11	SDR	128,315.69	USD	181,873.38	106.330	19,338,596.50
24	2796	2016-May-31	SDR	44,509.90	USD	62,580.92	107.290	6,714,306.91
25	2796	2016-Jun-10	SDR	86,544.40	USD	122,437.83	106.510	13,040,853.27
26	2796	2016-Jun-10	SDR	84,247.14	USD	119,187.80	106.510	12,694,692.58
27	2796	2016-Jun-10	SDR	53,218.32	USD	75,290.08	106.510	8,019,146.42
28	2796	2016-Jun-10	SDR	64,422.26	USD	91,140.75	106.510	9,707,401.28
29	2796	2016-Jun-13	SDR	77,934.98	USD	110,257.73	106.520	11,744,653.40
30	2796	2016-Jun-15	SDR	79,694.00	USD	112,684.92	107.290	12,089,965.07
31	2796	2016-Jun-15	SDR	31,274.44	USD	44,221.12	107.290	4,744,483.96
32	2796	2016-Jun-28	SDR	53,826.91	USD	76,533.25	109.080	8,348,246.91
33	2796	2016-Jun-29	SDR	72,317.62	USD	101,105.09	108.960	11,016,410.61
34	2796	2016-Jun-30	SDR	35,218.04	USD	49,011.18	108.530	5,319,183.37
35	2796	2016-Jun-30	SDR	91,131.34	USD	126,822.93	108.530	13,764,092.59
Total of 2796				3,264,008.19				482,640,028.33
1	2808	2015-Jul-31	SDR	3,904.75	USD	5,456.42	102.020	556,663.97
2	2808	2015-Aug-05	SDR	5,197.58	USD	7,249.07	101.790	737,882.84
3	2808	2015-Aug-05	SDR	37,846.14	USD	52,784.01	101.790	5,372,884.38
4	2808	2015-Aug-07	SDR	20,782.77	USD	28,992.59	101.740	2,949,706.11
5	2808	2015-Aug-07	SDR	252,320.39	USD	351,994.51	101.740	35,811,921.45
6	2808	2015-Aug-07	SDR	98,356.16	USD	137,209.80	101.740	13,959,725.05
7	2808	2015-Aug-07	SDR	67,402.86	USD	94,029.00	101.740	9,566,510.46

Financial Comptroller General Office

Debt Section

Anamnagar, Kathmandu, Nepal

Disbursement Statement

As on 2073/03/31 (2016-Jul-15)

Fiscal Year: 2072/73 Month: Aashadh

SN	Loan ID	Value Date	Commit. Currency	Disbursement (Commit Curr.)	Disburse. Currency	Disburse. Amount	FX Rate	Equivalent NPR
Donor: ADB								
8	2808	2015-Aug-07	SDR	92,530.05	USD	129,082.20	101.740	13,132,823.03
9	2808	2015-Aug-12	SDR	1,097,131.36	USD	1,526,570.51	0.000	0.00
10	2808	2015-Aug-24	SDR	5,553.61	USD	7,764.94	105.030	815,551.65
11	2808	2015-Aug-24	SDR	35,424.62	USD	49,530.00	105.030	5,202,135.90
12	2808	2015-Aug-26	SDR	20,985.43	USD	29,601.00	105.440	3,121,129.44
13	2808	2015-Aug-26	SDR	1,410.09	USD	1,989.00	105.440	209,720.16
14	2808	2015-Aug-26	SDR	5,934.59	USD	8,371.03	105.440	882,641.40
15	2808	2015-Sep-03	SDR	3,062.31	USD	4,298.87	105.660	454,218.60
16	2808	2015-Sep-22	SDR	14,589.04	USD	20,592.00	104.780	2,157,629.76
17	2808	2015-Sep-22	SDR	19,350.38	USD	27,312.48	104.780	2,861,801.65
18	2808	2015-Oct-02	SDR	807,867.09	USD	1,134,851.29	104.700	118,818,930.06
19	2808	2015-Oct-21	SDR	81,807.74	USD	115,590.24	103.600	11,975,148.86
20	2808	2015-Oct-22	SDR	1,933.18	USD	2,730.00	103.960	283,810.80
21	2808	2015-Nov-09	SDR	39,511.14	USD	55,050.48	104.920	5,775,896.36
22	2808	2015-Nov-15	SDR	38,599.02	USD	53,255.46	105.550	5,621,113.80
23	2808	2015-Dec-04	SDR	10,516.46	USD	14,448.78	106.380	1,537,061.22
24	2808	2015-Dec-11	SDR	790.78	USD	1,094.52	106.510	116,577.33
25	2808	2015-Dec-16	SDR	11,244.73	USD	15,652.55	106.910	1,673,414.12
26	2808	2016-Feb-10	SDR	19,976.78	USD	27,935.13	108.520	3,031,520.31
27	2808	2016-Feb-16	SDR	15,048.02	USD	21,193.33	108.700	2,303,714.97
28	2808	2016-Feb-23	SDR	103,351.44	USD	144,198.00	109.440	15,781,029.12
29	2808	2016-Feb-23	SDR	13,523.17	USD	18,867.80	109.440	2,064,892.03
30	2808	2016-Feb-23	SDR	174,601.74	USD	243,607.84	109.440	26,660,442.01
31	2808	2016-Mar-23	SDR	45,908.90	USD	64,554.34	106.420	6,869,872.86
32	2808	2016-Apr-11	SDR	118,983.06	USD	167,283.04	106.060	17,742,039.22
33	2808	2016-Apr-25	SDR	92,447.36	USD	130,464.49	106.080	13,839,673.10
34	2808	2016-Apr-29	SDR	2,214.47	USD	3,118.17	106.030	330,619.57
35	2808	2016-May-10	SDR	105,205.57	USD	149,037.37	105.990	15,796,470.85
36	2808	2016-May-12	SDR	198,062.72	USD	280,090.39	106.380	29,796,015.69

Financial Comptroller General Office
Debt Section

Anamnagar, Kathmandu, Nepal

Disbursement Statement

As on 2073/03/31 (2016-Jul-15)

Fiscal Year: 2072/73 Month: Aashadh

SN	Loan ID	Value Date	Commit. Currency	Disbursement (Commit Curr.)	Disburse. Currency	Disburse. Amount	FX Rate	Equivalent NPR
Donor: ADB								
37	2808	2016-May-15	SDR	49,271.97	USD	69,551.82	106.530	7,409,355.38
38	2808	2016-Jun-21	SDR	48,099.33	USD	67,685.38	108.150	7,320,173.85
39	2808	2016-Jun-23	SDR	92,579.28	USD	131,211.69	107.760	14,139,371.71
40	2808	2016-Jul-07	SDR	102,250.19	USD	142,737.17	107.640	15,364,228.98
41	2808	2016-Jul-12	SDR	8,133.42	USD	11,331.15	107.170	1,214,359.35
42	2808	2016-Jul-13	SDR	16,243.86	USD	22,620.71	107.130	2,423,356.66
43	2808	2016-Jul-14	SDR	70,601.06	USD	98,108.64	107.120	10,509,397.52
Total of 2808				4,050,554.61				436,191,431.58
1	3012	2015-Oct-29	SDR	1,282,570.05	USD	1,791,173.20	103.760	185,852,131.23
2	3012	2016-Jan-01	SDR	48,292.46	USD	67,018.35	105.580	7,075,797.39
3	3012	2016-Feb-22	SDR	779,597.87	USD	1,088,591.48	109.240	118,917,733.28
4	3012	2016-Mar-31	SDR	390,570.90	USD	546,447.74	105.870	57,852,422.23
5	3012	2016-May-31	SDR	1,443,902.87	USD	2,030,127.43	107.290	217,812,371.96
6	3012	2016-Jun-29	SDR	721,646.74	USD	1,008,912.66	108.960	109,931,123.43
7	3012	2016-Jul-01	SDR	57,956.12	USD	80,870.81	107.720	8,711,403.65
Total of 3012				4,724,537.01				706,152,983.17
1	3057	2015-Sep-24	SDR	12,642.77	USD	17,828.83	105.230	1,876,127.78
2	3057	2015-Sep-25	SDR	23,435.53	USD	32,910.51	105.450	3,470,413.28
3	3057	2015-Oct-15	SDR	3,611.83	USD	5,097.99	103.800	529,171.36
4	3057	2015-Dec-10	SDR	255,166.64	USD	352,739.81	0.000	0.00
5	3057	2015-Dec-11	SDR	11,515.61	USD	15,938.87	0.000	0.00
6	3057	2015-Dec-15	SDR	898,414.48	USD	1,250,000.00	0.000	0.00
7	3057	2015-Dec-18	SDR	25,489.02	USD	35,527.36	106.170	3,771,939.81
8	3057	2015-Dec-21	SDR	8,867.65	USD	12,309.80	105.920	1,303,854.02
9	3057	2016-Mar-31	SDR	90,225.22	USD	126,234.11	105.870	13,364,405.23
10	3057	2016-Apr-01	SDR	5,018.13	USD	7,019.31	105.690	741,870.87
11	3057	2016-Apr-01	SDR	2,939.11	USD	4,111.20	105.690	434,512.73
12	3057	2016-Apr-15	SDR	7,861.87	USD	11,111.02	106.330	1,181,434.76
13	3057	2016-Apr-15	SDR	12,944.58	USD	18,294.31	106.330	1,945,233.98

Financial Comptroller General Office
Debt Section

Anamnagar, Kathmandu, Nepal

Disbursement Statement

As on 2073/03/31 (2016-Jul-15)

Fiscal Year: 2072/73 Month: Aashadh

SN	Loan ID	Value Date	Commit. Currency	Disbursement (Commit Curr.)	Disburse. Currency	Disburse. Amount	FX Rate	Equivalent NPR
Donor: ADB								
14	3057	2016-Jun-30	SDR	73,000.69	USD	101,591.41	108.530	11,025,715.73
15	3057	2016-Jul-05	SDR	29,093.20	USD	40,696.73	107.260	4,365,131.26
16	3057	2016-Jul-15	SDR	64,313.28	USD	89,520.23	106.730	9,554,494.15
Total of 3057				1,524,539.61				53,564,304.96
1	3000	2015-Aug-11	SDR	363,340.03	USD	505,507.72	101.780	51,450,575.74
2	3000	2015-Aug-13	SDR	117,801.40	USD	163,879.42	103.440	16,951,687.20
3	3000	2015-Sep-18	SDR	133,017.81	USD	187,621.62	106.040	19,895,396.58
4	3000	2015-Oct-15	SDR	29,294.47	USD	41,348.26	103.800	4,291,949.39
5	3000	2015-Dec-21	SDR	122,981.14	USD	170,718.73	105.920	18,082,527.88
6	3000	2015-Dec-22	SDR	105,327.20	USD	145,662.25	105.750	15,403,782.94
7	3000	2016-Apr-15	SDR	32,283.21	USD	45,625.22	106.330	4,851,329.64
8	3000	2016-May-19	SDR	-62,683.67	USD	-88,352.01	106.810	-9,436,878.19
9	3000	2016-Jun-30	SDR	270,659.72	USD	376,663.60	108.530	40,879,300.51
10	3000	2016-Jun-30	SDR	725,757.19	USD	1,010,000.00	108.530	109,615,300.00
Total of 3000				1,837,778.50				271,984,971.69
1	3124	2015-Jul-23	SDR	94,767.50	USD	131,591.31	101.360	13,338,095.18
2	3124	2015-Sep-09	SDR	382,258.61	USD	535,796.60	106.280	56,944,462.65
3	3124	2015-Sep-10	SDR	180,369.74	USD	252,817.05	105.990	26,796,079.13
4	3124	2015-Sep-22	SDR	315,810.07	USD	445,756.44	104.780	46,706,359.78
5	3124	2015-Oct-01	SDR	6,164.93	USD	8,644.52	104.860	906,464.37
6	3124	2015-Nov-12	SDR	252,077.52	USD	348,282.90	105.800	36,848,330.82
7	3124	2015-Dec-16	SDR	110,890.76	USD	154,358.83	106.910	16,502,502.52
8	3124	2015-Dec-22	SDR	718,951.73	USD	994,274.29	105.750	105,144,506.17
9	3124	2016-Apr-01	SDR	14,643.73	USD	20,483.50	105.690	2,164,901.11
10	3124	2016-Apr-21	SDR	368,995.62	USD	519,342.89	105.580	54,832,222.33
11	3124	2016-May-25	SDR	100,000.79	USD	140,584.11	107.960	15,177,460.52
12	3124	2016-Jun-27	SDR	554,824.69	USD	785,776.02	109.040	85,681,017.22
Total of 3124				3,099,755.69				461,042,401.80
1	2579	2015-Dec-15	SDR	11,168.82	USD	15,539.62	0.000	0.00
2	2579	2016-Feb-10	SDR	232,274.83	USD	324,808.48	108.520	35,248,216.25

Financial Comptroller General Office

Debt Section

Anamnagar, Kathmandu, Nepal

Disbursement Statement

As on 2073/03/31 (2016-Jul-15)

Fiscal Year: 2072/73 Month: Aashadh

SN	Loan ID	Value Date	Commit. Currency	Disbursement (Commit Curr.)	Disburse. Currency	Disburse. Amount	FX Rate	Equivalent NPR
Donor: ADB								
3	2579	2016-Feb-10	SDR	92,527.48	USD	129,388.58	108.520	14,041,248.70
4	2579	2016-Jun-15	SDR	12,352.46	USD	17,466.00	107.290	1,873,927.14
5	2579	2016-Jun-29	SDR	72,503.34	USD	101,364.74	108.960	11,044,702.07
6	2579	2016-Jun-30	SDR	28,868.08	USD	40,174.27	108.530	4,360,113.52
7	2579	2016-Jul-05	SDR	280,129.19	USD	391,855.92	107.260	42,030,465.98
8	2579	2016-Jul-06	SDR	112,362.00	USD	156,852.86	107.670	16,888,347.44
Total of 2579				842,186.20				125,487,021.10
1	2851	2015-Jul-24	SDR	338,259.54	USD	469,896.62	101.670	47,774,389.36
2	2851	2015-Jul-27	SDR	92,977.84	USD	129,521.86	102.160	13,231,953.22
3	2851	2015-Jul-27	SDR	1,577,115.98	USD	2,196,985.64	102.160	224,444,052.98
4	2851	2015-Jul-27	SDR	160,597.22	USD	223,718.35	102.160	22,855,066.64
5	2851	2015-Aug-05	SDR	23,873.38	USD	33,296.21	101.790	3,389,221.22
6	2851	2015-Sep-10	SDR	218,014.69	USD	305,582.47	105.990	32,388,686.00
7	2851	2015-Nov-09	SDR	35,312.80	USD	49,200.98	104.920	5,162,166.82
8	2851	2015-Nov-09	SDR	156,027.42	USD	217,391.44	104.920	22,808,709.88
9	2851	2015-Dec-03	SDR	163,274.23	USD	224,040.00	106.280	23,810,971.20
10	2851	2015-Dec-15	SDR	291,797.56	USD	405,989.62	107.000	43,440,889.34
11	2851	2015-Dec-17	SDR	106,678.78	USD	148,522.46	106.670	15,842,890.81
12	2851	2015-Dec-21	SDR	86,870.42	USD	120,590.91	105.920	12,772,989.19
13	2851	2015-Dec-22	SDR	510,143.95	USD	705,503.58	105.750	74,607,003.58
14	2851	2016-Jan-01	SDR	14,490.42	USD	20,109.23	105.580	2,123,132.50
15	2851	2016-Feb-02	SDR	136,790.61	USD	189,100.71	108.160	20,453,132.79
16	2851	2016-Mar-31	SDR	135,263.67	USD	189,247.40	105.870	20,035,622.24
17	2851	2016-May-06	SDR	134,621.70	USD	192,107.86	106.100	20,382,643.95
18	2851	2016-May-09	SDR	280,151.80	USD	397,793.15	106.180	42,237,676.67
19	2851	2016-May-09	SDR	44,892.74	USD	63,744.10	106.180	6,768,348.54
20	2851	2016-May-09	SDR	171,158.29	USD	243,031.08	106.180	25,805,040.07
21	2851	2016-May-13	SDR	7,056.15	USD	9,960.39	106.270	1,058,490.65
22	2851	2016-May-13	SDR	155,357.70	USD	219,301.37	106.270	23,305,156.59

Financial Comptroller General Office

Debt Section

Anamnagar, Kathmandu, Nepal

Disbursement Statement

As on 2073/03/31 (2016-Jul-15)

Fiscal Year: 2072/73 Month: Aashadh

SN	Loan ID	Value Date	Commit. Currency	Disbursement (Commit Curr.)	Disburse. Currency	Disburse. Amount	FX Rate	Equivalent NPR
Donor: ADB								
23	2851	2016-May-13	SDR	140,864.47	USD	198,842.88	106.270	21,131,032.86
24	2851	2016-Jun-10	SDR	715,665.90	USD	1,012,481.18	106.510	107,839,370.48
25	2851	2016-Jun-10	SDR	90,204.61	USD	127,616.07	106.510	13,592,387.62
26	2851	2016-Jun-10	SDR	343,239.04	USD	485,594.00	106.510	51,720,616.94
27	2851	2016-Jun-10	SDR	116,483.88	USD	164,794.41	106.510	17,552,252.61
28	2851	2016-Jun-10	SDR	579,997.53	USD	820,545.70	106.510	87,396,322.51
29	2851	2016-Jun-16	SDR	447,043.15	USD	629,441.23	107.120	67,425,744.56
30	2851	2016-Jun-23	SDR	22,451.78	USD	31,820.68	107.760	3,428,996.48
31	2851	2016-Jun-24	SDR	80,743.43	USD	114,532.13	107.960	12,364,888.75
32	2851	2016-Jun-24	SDR	40,213.76	USD	57,042.01	107.960	6,158,255.40
33	2851	2016-Jun-28	SDR	195,952.96	USD	278,613.76	109.080	30,391,188.94
34	2851	2016-Jul-01	SDR	26,139.31	USD	36,474.27	107.720	3,929,008.36
Total of 2851				7,639,726.71				1,127,628,299.75
1	3157	2015-Sep-15	SDR	6,698.96	USD	9,405.07	105.880	995,808.81
2	3157	2015-Sep-22	SDR	253,555.54	USD	357,886.04	104.780	37,499,299.27
3	3157	2015-Oct-22	SDR	76,011.08	USD	107,341.32	103.960	11,159,203.63
4	3157	2015-Nov-10	SDR	239,969.15	USD	333,554.72	105.900	35,323,444.85
5	3157	2015-Dec-21	SDR	642,087.49	USD	891,326.60	105.920	94,409,313.47
6	3157	2016-Mar-04	SDR	220,122.36	USD	304,235.52	107.460	32,693,148.98
7	3157	2016-Mar-15	SDR	14,529.90	USD	20,173.75	106.960	2,157,784.30
8	3157	2016-May-04	SDR	404,039.76	USD	571,094.04	105.860	60,456,015.07
9	3157	2016-Jun-28	SDR	364,876.62	USD	518,796.17	109.080	56,590,286.22
10	3157	2016-Jun-29	SDR	482,190.21	USD	674,135.67	108.960	73,453,822.60
11	3157	2016-Jun-29	SDR	473,244.93	USD	661,629.54	108.960	72,091,154.68
Total of 3157				3,177,326.00				476,829,281.88
1	3260	2015-Dec-24	SDR	7,445,924.97	USD	10,310,000.00	0.000	0.00
2	3260	2016-Jan-19	SDR	5,704,259.42	USD	7,900,000.00	107.960	852,884,000.00
3	3260	2016-Jun-15	SDR	58,502.08	USD	82,719.60	0.000	0.00
Total of 3260				13,208,686.47				852,884,000.00
1	2990	2015-Aug-18	SDR	250,386.94	USD	350,727.00	104.190	36,542,246.13

Financial Comptroller General Office

Debt Section

Anamnagar, Kathmandu, Nepal

Disbursement Statement

As on 2073/03/31 (2016-Jul-15)

Fiscal Year: 2072/73 Month: Aashadh

SN	Loan ID	Value Date	Commit. Currency	Disbursement (Commit Curr.)	Disburse. Currency	Disburse. Amount	FX Rate	Equivalent NPR
Donor: ADB								
2	2990	2015-Aug-20	SDR	877,361.81	USD	1,227,973.14	104.030	127,746,045.75
3	2990	2015-Dec-14	SDR	9,120.49	USD	12,659.70	106.720	1,351,043.18
4	2990	2015-Dec-16	SDR	100,562.50	USD	139,982.00	106.910	14,965,475.62
5	2990	2016-Feb-04	SDR	143,529.38	USD	197,757.65	108.640	21,484,391.10
6	2990	2016-Feb-15	SDR	5,720.14	USD	8,023.64	108.880	873,613.92
7	2990	2016-Mar-11	SDR	48,911.52	USD	68,029.57	106.920	7,273,721.62
8	2990	2016-May-13	SDR	19,919.94	USD	28,118.79	106.270	2,988,183.81
9	2990	2016-May-17	SDR	118,549.65	USD	167,505.92	106.520	17,842,730.60
10	2990	2016-Jun-17	SDR	59,370.86	USD	83,483.15	107.880	9,006,162.22
11	2990	2016-Jun-21	SDR	83,077.97	USD	116,907.32	108.150	12,643,526.66
12	2990	2016-Jun-21	SDR	59,684.25	USD	83,987.67	108.150	9,083,266.51
Total of 2990				1,776,195.45				261,800,407.12
1	3139	2015-Sep-11	SDR	262,733.85	USD	368,710.18	106.060	39,105,401.69
2	3139	2015-Sep-14	SDR	90,579.20	USD	127,033.71	106.170	13,487,168.99
3	3139	2015-Oct-16	SDR	86,998.82	USD	122,809.27	103.350	12,692,338.05
4	3139	2015-Dec-15	SDR	1,057.57	USD	1,471.44	107.000	157,444.08
5	3139	2016-Apr-29	SDR	977,709.69	USD	1,376,703.24	106.030	145,971,844.54
6	3139	2016-May-02	SDR	89,942.16	USD	126,646.66	105.830	13,403,016.03
7	3139	2016-Jun-15	SDR	3,563.58	USD	5,038.80	107.290	540,612.85
8	3139	2016-Jul-13	SDR	2,347.31	USD	3,268.80	107.130	350,186.54
9	3139	2016-Jul-14	SDR	726.45	USD	1,009.49	107.120	108,136.57
10	3139	2016-Jul-14	SDR	450,629.49	USD	626,203.75	107.120	67,078,945.70
11	3139	2016-Jul-14	SDR	6,539.49	USD	9,087.40	107.120	973,442.29
12	3139	2016-Jul-15	SDR	492,847.94	USD	686,014.76	106.730	73,218,355.33
13	3139	2016-Jul-15	SDR	73,525.91	USD	102,343.65	106.730	10,923,137.76
Total of 3139				2,539,201.46				378,010,030.42
1	3255	2016-Jun-23	SDR	5,112,218.33	USD	7,245,495.92	107.760	780,774,640.34
Total of 3255				5,112,218.33				780,774,640.34
Donor: IDA								
1	4515	2015-Aug-25	SDR	503,657.55	USD	716,342.06	106.380	76,204,468.34

Financial Comptroller General Office

Debt Section

Anamnagar, Kathmandu, Nepal

Disbursement Statement

As on 2073/03/31 (2016-Jul-15)

Fiscal Year: 2072/73 Month: Aashadh

SN	Loan ID	Value Date	Commit. Currency	Disbursement (Commit Curr.)	Disburse. Currency	Disburse. Amount	FX Rate	Equivalent NPR
Donor: IDA								
2	4515	2016-Mar-17	SDR	592,970.82	USD	834,784.32	107.290	89,564,009.69
Total of 4515				1,096,628.37				165,768,478.03
1	4603	2015-Dec-11	SDR	3,953,855.22	USD	5,503,726.93	106.510	586,201,955.31
Total of 4603				3,953,855.22				586,201,955.31
1	4707	2016-Jun-29	SDR	3,961,664.47	USD	5,529,968.58	108.960	602,545,376.48
Total of 4707				3,961,664.47				602,545,376.48
1	4902	2015-Aug-05	SDR	348,111.25	USD	483,874.64	101.790	49,253,599.61
2	4902	2015-Sep-03	SDR	835,762.77	USD	1,174,238.33	105.660	124,070,021.95
3	4902	2015-Sep-08	SDR	44,235.17	USD	62,077.86	106.620	6,618,741.43
4	4902	2015-Sep-22	SDR	2,259.00	USD	3,172.32	104.780	332,395.69
5	4902	2015-Sep-25	SDR	714,625.57	USD	1,001,590.60	105.450	105,617,728.77
6	4902	2015-Sep-29	SDR	116,745.53	USD	163,998.28	105.460	17,295,258.61
7	4902	2015-Nov-06	SDR	352,721.46	USD	489,358.70	104.860	51,314,153.28
8	4902	2015-Nov-18	SDR	135,844.91	USD	187,195.65	105.370	19,724,805.64
9	4902	2015-Nov-20	SDR	90,200.79	USD	124,461.75	105.580	13,140,671.56
10	4902	2015-Nov-23	SDR	585,589.60	USD	805,513.64	105.600	85,062,240.38
11	4902	2016-Jan-05	SDR	48,922.16	USD	67,491.06	106.160	7,164,850.93
12	4902	2016-May-09	SDR	82,959.37	USD	117,317.00	106.180	12,456,719.06
13	4902	2016-May-25	SDR	73,995.18	USD	103,884.05	107.960	11,215,322.04
14	4902	2016-May-27	SDR	170,162.96	USD	239,220.19	107.190	25,642,012.17
15	4902	2016-Jun-01	SDR	275,474.06	USD	386,435.01	107.820	41,665,422.78
16	4902	2016-Jun-07	SDR	75,914.86	USD	107,399.79	107.440	11,539,033.44
17	4902	2016-Jun-07	SDR	90,001.02	USD	127,328.04	107.440	13,680,124.62
18	4902	2016-Jun-07	SDR	69,706.09	USD	98,615.99	107.440	10,595,301.97
19	4902	2016-Jun-07	SDR	85,938.67	USD	121,580.87	107.440	13,062,648.67
20	4902	2016-Jun-21	SDR	1,119,657.44	USD	1,588,200.49	108.150	171,763,882.99
Total of 4902				5,318,827.86				791,214,935.59
1	4932	2015-Jul-20	SDR	22,414.76	USD	31,124.47	101.250	3,151,352.59
2	4932	2015-Jul-20	SDR	261,360.94	USD	362,917.96	101.250	36,745,443.45
3	4932	2016-Feb-26	SDR	320,329.61	USD	444,777.66	109.680	48,783,213.75

Financial Comptroller General Office

Debt Section

Anamnagar, Kathmandu, Nepal

Disbursement Statement

As on 2073/03/31 (2016-Jul-15)

Fiscal Year: 2072/73 Month: Aashadh

SN	Loan ID	Value Date	Commit. Currency	Disbursement (Commit Curr.)	Disburse. Currency	Disburse. Amount	FX Rate	Equivalent NPR
Donor: IDA								
4	4932	2016-Feb-26	SDR	92,176.65	USD	127,987.28	109.680	14,037,644.87
5	4932	2016-Mar-17	SDR	125,851.73	USD	177,174.07	107.290	19,009,005.97
Total of 4932				822,133.69				121,726,660.63
1	5138	2016-Jun-09	SDR	7,751,647.57	USD	10,960,597.12	107.060	1,173,441,527.67
2	5138	2016-Jun-27	SDR	981,150.00	USD	1,365,417.40	109.040	148,885,113.30
Total of 5138				8,732,797.57				1,322,326,640.97
1	4905	2015-Jul-23	SDR	159,496.52	USD	222,652.35	101.360	22,568,042.20
2	4905	2015-Jul-23	SDR	107,238.82	USD	149,702.17	101.360	15,173,811.95
3	4905	2015-Oct-08	SDR	113,922.04	USD	160,519.57	103.850	16,669,957.34
4	4905	2016-Feb-16	SDR	103,255.08	USD	144,360.93	108.700	15,692,033.09
5	4905	2016-Jun-28	SDR	105,984.29	USD	147,888.36	109.080	16,131,662.31
6	4905	2016-Jun-28	SDR	107,142.99	USD	149,505.18	109.080	16,308,025.03
Total of 4905				697,039.74				102,543,531.92
1	5263	2015-Jul-23	SDR	97,334.90	USD	135,876.60	101.360	13,772,452.18
2	5263	2015-Oct-16	SDR	92,778.24	USD	131,091.02	103.350	13,548,256.92
3	5263	2016-Jan-05	SDR	1,236,925.43	USD	1,706,412.85	106.160	181,152,788.16
4	5263	2016-May-18	SDR	447,115.97	USD	629,610.83	106.530	67,072,441.72
Total of 5263				1,874,154.54				275,545,938.98
1	5273	2015-Dec-21	SDR	1,059,516.92	USD	1,467,060.10	105.920	155,391,005.79
2	5273	2016-Jan-04	SDR	109,704.89	USD	152,225.41	105.520	16,062,825.26
3	5273	2016-Jan-08	SDR	235,992.57	USD	326,693.95	106.670	34,848,443.65
4	5273	2016-Mar-31	SDR	1,025,052.71	USD	1,444,114.76	105.870	152,888,429.64
5	5273	2016-May-27	SDR	228,473.63	USD	321,195.08	107.190	34,428,900.63
6	5273	2016-Jun-07	SDR	155,834.27	USD	220,464.98	107.440	23,686,757.45
7	5273	2016-Jun-13	SDR	1,357,256.24	USD	1,911,030.36	106.520	203,562,953.95
8	5273	2016-Jun-24	SDR	903,384.65	USD	1,262,994.98	107.960	136,352,938.04
Total of 5273				5,075,215.88				757,222,254.41
1	4924	2015-Nov-30	SDR	7,256,310.62	USD	9,956,891.75	106.520	1,060,608,109.21
Total of 4924				7,256,310.62				1,060,608,109.21
1	5246	2015-Aug-06	SDR	69,132.45	USD	96,182.60	101.810	9,792,350.51

Financial Comptroller General Office

Debt Section

Anamnagar, Kathmandu, Nepal

Disbursement Statement

As on 2073/03/31 (2016-Jul-15)

Fiscal Year: 2072/73 Month: Aashadh

SN	Loan ID	Value Date	Commit. Currency	Disbursement (Commit Curr.)	Disburse. Currency	Disburse. Amount	FX Rate	Equivalent NPR
Donor: IDA								
2	5246	2015-Oct-05	SDR	145,018.88	USD	203,732.68	104.520	21,294,139.71
3	5246	2015-Nov-04	SDR	188,802.44	USD	263,056.55	104.570	27,507,823.43
4	5246	2015-Nov-04	SDR	607,727.10	USD	846,740.09	104.570	88,543,611.21
5	5246	2015-Nov-19	SDR	380,186.48	USD	524,988.11	105.660	55,470,243.70
6	5246	2015-Dec-28	SDR	425,118.32	USD	590,574.37	105.640	62,388,276.45
7	5246	2015-Dec-28	SDR	28,573.80	USD	39,694.72	105.640	4,193,350.22
8	5246	2016-Mar-02	SDR	25,249.46	USD	34,851.57	108.530	3,782,440.89
9	5246	2016-Mar-11	SDR	80,847.66	USD	112,768.74	106.920	1,371,751,524.00
10	5246	2016-Apr-11	SDR	45,647.98	USD	64,439.89	106.060	6,834,494.73
Total of 5246				1,996,304.57				1,651,558,254.85
1	4981	2015-Sep-02	SDR	935,099.92	USD	1,315,713.64	105.880	139,307,760.20
2	4981	2016-Mar-07	SDR	1,028,609.90	USD	1,426,548.21	107.040	152,697,720.40
3	4981	2016-Jun-13	SDR	750,693.43	USD	1,056,983.85	106.520	112,589,919.70
Total of 4981				2,714,403.25				404,595,400.30
1	5446	2015-Sep-22	SDR	85,867.09	USD	120,583.15	104.780	12,634,702.46
2	5446	2016-Jun-17	SDR	212,663.40	USD	300,000.00	107.880	32,364,000.00
3	5446	2016-Jun-28	SDR	343,459.89	USD	479,257.06	109.080	52,277,360.10
4	5446	2016-Jun-29	SDR	522,788.73	USD	729,745.11	108.960	79,513,027.19
Total of 5446				1,164,779.11				176,789,089.75
1	5002	2015-Oct-21	SDR	316,938.87	USD	447,780.75	103.600	46,390,085.70
2	5002	2016-Jun-27	SDR	623,042.37	USD	867,056.92	109.040	94,543,886.56
Total of 5002				939,981.24				140,933,972.26
1	5137	2015-Oct-15	SDR	2,962,085.31	USD	4,200,000.00	103.800	435,960,000.00
2	5137	2016-Feb-16	SDR	160,462.51	USD	224,342.64	108.700	24,386,044.97
3	5137	2016-Feb-19	SDR	125,959.68	USD	175,772.95	109.360	19,222,529.81
Total of 5137				3,248,507.50				479,568,574.78
1	5250	2016-Jun-27	SDR	3,891,380.33	USD	5,415,439.43	109.040	590,499,515.45
2	5250	2016-Jun-27	SDR	8,473,023.47	USD	11,791,483.11	109.040	1,285,743,318.31
Total of 5250				12,364,403.80				1,876,242,833.76
1	5344	2015-Oct-09	SDR	173,049.85	USD	244,254.67	103.890	25,375,617.67

Financial Comptroller General Office
Debt Section

Anamnagar, Kathmandu, Nepal

Disbursement Statement

As on 2073/03/31 (2016-Jul-15)

Fiscal Year: 2072/73 Month: Aashadh

SN	Loan ID	Value Date	Commit. Currency	Disbursement (Commit Curr.)	Disburse. Currency	Disburse. Amount	FX Rate	Equivalent NPR
Donor: IDA								
2	5344	2016-Mar-17	SDR	2,502,554.77	USD	3,523,096.61	107.290	377,993,035.29
3	5344	2016-Mar-17	SDR	50,911.92	USD	71,673.80	107.290	7,689,882.00
Total of 5344				2,726,516.54				411,058,534.96
1	5586	2015-Oct-16	SDR	707,739.13	USD	1,000,000.00	103.350	103,350,000.00
2	5586	2015-Oct-27	SDR	4,329,457.73	USD	6,055,958.88	103.600	627,397,339.97
3	5586	2016-Jun-30	SDR	2,900,619.84	USD	4,057,503.06	108.530	440,360,807.10
4	5586	2016-Jul-14	SDR	116,814.77	USD	162,515.04	107.120	17,408,611.08
Total of 5586				8,054,631.47				1,188,516,758.15
1	5701	2015-Nov-19	SDR	72,000,000.00	USD	99,422,640.00	105.660	10,504,996,142.40
Total of 5701				72,000,000.00				10,504,996,142.40
1	5566	2016-Jun-27	SDR	3,592,857.40	USD	5,025,832.64	0.000	0.00
Total of 5566				3,592,857.40				0.00
1	5706	2016-May-12	SDR	14,154,682.37	USD	20,000,000.00	106.380	2,127,600,000.00
Total of 5706				14,154,682.37				2,127,600,000.00
Donor: IFAD								
1	576	2015-Aug-06	SDR	95,595.70	USD	133,000.38	101.810	13,540,768.69
2	576	2016-Feb-22	SDR	638,191.00	USD	887,238.65	109.240	96,921,950.13
3	576	2016-Mar-07	SDR	1,471,565.66	USD	2,040,870.27	107.040	218,454,753.70
4	576	2016-May-05	SDR	148,959.74	USD	211,020.83	106.260	22,423,073.40
5	576	2016-Jun-06	SDR	372,337.05	USD	525,777.15	107.310	56,421,145.97
Total of 576				2,726,649.15				407,761,691.89
1	796	2015-Nov-30	SDR	166,279.31	USD	228,163.48	106.520	24,303,973.89
2	796	2015-Dec-23	SDR	35,861.35	USD	49,766.95	105.830	5,266,836.32
3	796	2016-Jan-25	SDR	134,187.31	USD	184,881.93	107.910	19,950,609.07
4	796	2016-Feb-18	SDR	36,007.39	USD	50,238.23	109.330	5,492,545.69
5	796	2016-Jun-06	SDR	196,500.89	USD	277,478.91	107.310	29,776,261.83
6	796	2016-Jun-23	SDR	38,955.53	USD	55,388.53	107.760	5,968,667.99
Total of 796				607,791.78				90,758,894.79
1	881	2015-Nov-06	SDR	398,710.99	USD	553,163.65	104.860	58,004,740.34
2	881	2016-Feb-12	SDR	187,916.94	USD	264,177.39	108.880	28,763,634.22

Financial Comptroller General Office
Debt Section

Anamnagar, Kathmandu, Nepal

Disbursement Statement

As on 2073/03/31 (2016-Jul-15)

Fiscal Year: 2072/73 Month: Aashadh

SN	Loan ID	Value Date	Commit. Currency	Disbursement (Commit Curr.)	Disburse. Currency	Disburse. Amount	FX Rate	Equivalent NPR
Donor: IFAD								
3	881	2016-Jun-23	SDR	155,033.51	USD	220,432.85	107.760	23,753,843.92
Total of 881				741,661.44				110,522,218.48
Donor: NDF								
1	265	2015-Nov-11	EUR	78,470.42	EUR	84,371.35	113.830	9,603,990.77
Total of 265				78,470.42				9,603,990.77
Donor: OFID								
1	1155	2015-Oct-13	USD	17,230.07	USD	17,230.07	103.450	1,782,450.74
Total of 1155				17,230.07				1,782,450.74
1	1346	2015-Aug-06	USD	1,316,285.24	USD	1,316,285.24	101.810	134,011,000.28
Total of 1346				1,316,285.24				134,011,000.28
1	1364	2015-Aug-06	USD	298,716.71	USD	298,716.71	101.810	30,412,348.25
2	1364	2015-Aug-13	USD	210,390.64	USD	210,390.64	103.440	21,762,807.80
3	1364	2015-Aug-21	USD	406,632.80	USD	406,632.80	104.400	42,452,464.32
4	1364	2015-Sep-04	USD	1,343,389.96	USD	1,343,389.96	105.610	141,875,413.68
5	1364	2015-Sep-17	USD	340,127.05	USD	340,127.05	105.920	36,026,257.14
6	1364	2015-Sep-24	USD	379,582.20	USD	379,582.20	105.230	39,943,434.91
7	1364	2015-Oct-27	USD	397,410.93	USD	397,410.93	103.600	41,171,772.35
Total of 1364				3,376,250.29				353,644,498.45
1	1442	2015-Aug-06	USD	1,061,392.45	USD	1,061,392.45	101.810	108,060,365.33
Total of 1442				1,061,392.45				108,060,365.33
Total of Multilateral								39,794,640,767.38

Financial Comptroller General Office

Debt Section

Anamnagar, Kathmandu, Nepal

Disbursement Statement

As on 2073/03/31 (2016-Jul-15)

Fiscal Year: 2072/73 Month: Aashadh

SN	Loan ID	Value Date	Commit. Currency	Disbursement (Commit Curr.)	Disburse. Currency	Disburse. Amount	FX Rate	Equivalent NPR
DonorType:		Bilateral						
Donor: China								
1	359	2015-Dec-03	RMB	3,413,572.94	RMB	3,413,572.94	16.610	56,699,446.53
Total of 359				3,413,572.94				56,699,446.53
Donor: India								
1	00001984	2015-Jul-20	USD	61,969.00	USD	61,969.00	101.250	6,274,361.25
2	00001984	2015-Jul-24	USD	10,063.59	USD	10,063.59	101.670	1,023,165.20
3	00001984	2015-Jul-28	USD	11,862.04	USD	11,862.04	102.340	1,213,961.17
4	00001984	2015-Aug-13	USD	29,668.00	USD	29,668.00	103.440	3,068,857.92
5	00001984	2015-Aug-14	USD	392,707.24	USD	392,707.24	103.760	40,747,303.22
6	00001984	2015-Aug-19	USD	124,173.75	USD	124,173.75	104.210	12,940,146.49
7	00001984	2015-Oct-23	USD	60,528.98	USD	60,528.98	103.900	6,288,961.02
8	00001984	2015-Nov-06	USD	191,186.94	USD	191,186.94	104.860	20,047,862.53
9	00001984	2015-Dec-14	USD	457,428.55	USD	457,428.55	106.720	48,816,774.86
10	00001984	2016-Jan-13	USD	266,813.41	USD	266,813.41	106.730	28,476,995.25
11	00001984	2016-Feb-22	USD	407,288.72	USD	407,288.72	109.240	44,492,219.77
12	00001984	2016-Mar-03	USD	119,184.30	USD	119,184.30	107.870	12,856,410.44
13	00001984	2016-Mar-29	USD	92,719.14	USD	92,719.14	106.250	9,851,408.62
14	00001984	2016-Apr-18	USD	55,316.24	USD	55,316.24	106.330	5,881,775.80
15	00001984	2016-Jun-13	USD	59,091.47	USD	59,091.47	106.520	6,294,423.38
16	00001984	2016-Jun-20	USD	226,490.45	USD	226,490.45	107.030	24,241,272.86
17	00001984	2016-Jul-01	USD	44,230.01	USD	44,230.01	107.720	4,761,548.24
Total of 00001984				2,610,721.83				277,277,448.02
1	00000903	2015-Jul-20	USD	9,156.01	USD	9,156.01	101.250	927,046.01
2	00000903	2015-Jul-23	USD	104,931.42	USD	104,931.42	101.360	10,635,848.73
3	00000903	2015-Jul-30	USD	1,972.37	USD	1,972.37	101.870	200,925.33
4	00000903	2015-Aug-10	USD	155,665.89	USD	155,665.89	101.800	15,846,787.60
5	00000903	2015-Sep-18	USD	1,972.37	USD	1,972.37	106.040	209,150.11
6	00000903	2015-Sep-18	USD	134,430.93	USD	134,430.93	106.040	14,255,055.82
7	00000903	2015-Sep-21	USD	440,096.51	USD	440,096.51	104.780	46,113,312.32

Financial Comptroller General Office
Debt Section

Anamnagar, Kathmandu, Nepal

Disbursement Statement

As on 2073/03/31 (2016-Jul-15)

Fiscal Year: 2072/73 Month: Aashadh

SN	Loan ID	Value Date	Commit. Currency	Disbursement (Commit Curr.)	Disburse. Currency	Disburse. Amount	FX Rate	Equivalent NPR
Donor: India								
8	00000903	2015-Oct-08	USD	158,100.92	USD	158,100.92	103.850	16,418,780.54
9	00000903	2015-Oct-08	USD	143,204.47	USD	143,204.47	103.850	14,871,784.21
10	00000903	2015-Oct-14	USD	221,755.84	USD	221,755.84	103.880	23,035,996.66
11	00000903	2015-Oct-14	USD	142,500.00	USD	142,500.00	103.880	14,802,900.00
12	00000903	2015-Oct-23	USD	140,365.92	USD	140,365.92	103.900	14,584,019.09
13	00000903	2015-Oct-23	USD	10,898.35	USD	10,898.35	103.900	1,132,338.57
14	00000903	2015-Nov-05	USD	198.52	USD	198.52	104.600	20,765.19
15	00000903	2015-Nov-05	USD	112,803.13	USD	112,803.13	104.600	11,799,207.40
16	00000903	2015-Nov-05	USD	121,659.55	USD	121,659.55	104.600	12,725,588.93
17	00000903	2015-Nov-05	USD	198.52	USD	198.52	104.600	20,765.19
18	00000903	2015-Nov-06	USD	505,171.64	USD	505,171.64	104.860	52,972,298.17
19	00000903	2015-Nov-06	USD	291,000.00	USD	291,000.00	104.860	30,514,260.00
20	00000903	2015-Dec-03	USD	300,000.00	USD	300,000.00	106.280	31,884,000.00
21	00000903	2016-Jan-19	USD	127,303.82	USD	127,303.82	107.960	13,743,720.41
22	00000903	2016-Jan-19	USD	8,135.99	USD	8,135.99	107.960	878,361.48
23	00000903	2016-Feb-22	USD	2,170.89	USD	2,170.89	109.240	237,148.02
24	00000903	2016-Mar-01	USD	139,000.00	USD	139,000.00	109.170	15,174,630.00
25	00000903	2016-Mar-01	USD	215,025.11	USD	215,025.11	109.170	23,474,291.26
26	00000903	2016-Mar-04	USD	251,000.00	USD	251,000.00	107.460	26,972,460.00
27	00000903	2016-Mar-04	USD	181,972.08	USD	181,972.08	107.460	19,554,719.72
28	00000903	2016-Mar-04	USD	187,000.00	USD	187,000.00	107.460	20,095,020.00
29	00000903	2016-Mar-09	USD	87,900.00	USD	87,900.00	107.560	9,454,524.00
30	00000903	2016-Mar-14	USD	183,000.00	USD	183,000.00	106.970	19,575,510.00
31	00000903	2016-Mar-29	USD	42,166.89	USD	42,166.89	106.250	4,480,232.06
32	00000903	2016-Mar-29	USD	333,522.17	USD	333,522.17	106.250	35,436,730.56
33	00000903	2016-Apr-11	USD	89,519.88	USD	89,519.88	106.060	9,494,478.47
34	00000903	2016-Apr-12	USD	595.56	USD	595.56	105.920	63,081.72
35	00000903	2016-Apr-13	USD	168,913.74	USD	168,913.74	106.100	17,921,747.81
36	00000903	2016-May-12	USD	177,667.31	USD	177,667.31	106.380	18,853,922.08

Financial Comptroller General Office

Debt Section

Anamnagar, Kathmandu, Nepal

Disbursement Statement

As on 2073/03/31 (2016-Jul-15)

Fiscal Year: 2072/73 Month: Aashadh

SN	Loan ID	Value Date	Commit. Currency	Disbursement (Commit Curr.)	Disburse. Currency	Disburse. Amount	FX Rate	Equivalent NPR
Donor: India								
37	00000903	2016-May-26	USD	9,178.43	USD	9,178.43	107.480	986,497.66
38	00000903	2016-May-26	USD	158,151.60	USD	158,151.60	107.480	16,956,131.86
39	00000903	2016-Jun-01	USD	111,572.54	USD	111,572.54	107.820	12,029,751.26
40	00000903	2016-Jun-13	USD	3,558,178.50	USD	3,558,178.50	106.520	379,017,173.82
41	00000903	2016-Jun-13	USD	13,959.92	USD	13,959.92	106.520	1,487,010.68
42	00000903	2016-Jun-15	USD	125,862.24	USD	125,862.24	107.290	13,503,759.73
43	00000903	2016-Jun-15	USD	136,500.00	USD	136,500.00	107.290	14,645,085.00
44	00000903	2016-Jun-20	USD	279,257.00	USD	279,257.00	107.030	29,888,876.71
45	00000903	2016-Jun-20	USD	113,543.54	USD	113,543.54	107.030	12,152,565.09
46	00000903	2016-Jun-20	USD	217,060.14	USD	217,060.14	107.030	23,231,946.78
47	00000903	2016-Jun-20	USD	186,375.12	USD	186,375.12	107.030	19,947,729.09
48	00000903	2016-Jun-28	USD	167,289.73	USD	167,289.73	109.080	18,247,963.75
49	00000903	2016-Jun-29	USD	216,531.95	USD	216,531.95	108.960	23,593,321.27
50	00000903	2016-Jul-12	USD	13,434.45	USD	13,434.45	107.170	1,439,770.01
51	00000903	2016-Jul-14	USD	328,336.55	USD	328,336.55	107.120	35,171,411.24
Total of 00000903				10,826,207.51				1,150,680,401.41
Donor: Japan								
1	8	2015-Jul-24	JPY	34,196,167.00	JPY	34,196,167.00	0.821	28,075,053.11
2	8	2015-Aug-14	JPY	52,500,830.00	JPY	52,500,830.00	0.833	43,733,191.39
3	8	2015-Aug-19	JPY	490,000.00	JPY	490,000.00	0.838	410,620.00
4	8	2015-Aug-28	JPY	30,923,816.00	JPY	30,923,816.00	0.874	27,027,415.18
5	8	2015-Oct-20	JPY	8,412,118.00	JPY	8,412,118.00	0.866	7,284,894.19
6	8	2015-Nov-06	JPY	18,540,581.00	JPY	18,540,581.00	0.861	15,963,440.24
7	8	2015-Nov-10	JPY	63,921,064.00	JPY	63,921,064.00	0.857	54,780,351.85
8	8	2016-Jan-08	JPY	20,676,643.00	JPY	20,676,643.00	0.909	18,795,068.49
9	8	2016-Feb-02	JPY	13,712,559.00	JPY	13,712,559.00	0.893	12,245,315.19
10	8	2016-Mar-11	JPY	17,559,211.00	JPY	17,559,211.00	0.942	16,540,776.76
11	8	2016-Apr-08	JPY	37,087,977.00	JPY	37,087,977.00	0.982	36,420,393.41
12	8	2016-Apr-12	JPY	13,932,684.00	JPY	13,932,684.00	0.980	13,654,030.32

Financial Comptroller General Office

Debt Section

Anamnagar, Kathmandu, Nepal

Disbursement Statement

As on 2073/03/31 (2016-Jul-15)

Fiscal Year: 2072/73 Month: Aashadh

SN	Loan ID	Value Date	Commit. Currency	Disbursement (Commit Curr.)	Disburse. Currency	Disburse. Amount	FX Rate	Equivalent NPR
Donor: Japan								
13	8	2016-Apr-20	JPY	9,600,479.00	JPY	9,600,479.00	0.971	9,322,065.11
14	8	2016-May-02	JPY	28,702,130.00	JPY	28,702,130.00	0.995	28,558,619.35
15	8	2016-May-20	JPY	35,589,636.00	JPY	35,589,636.00	0.977	34,771,074.37
16	8	2016-Jun-24	JPY	31,246,610.00	JPY	31,246,610.00	1.030	32,184,008.30
17	8	2016-Jul-08	JPY	45,205,652.00	JPY	45,205,652.00	1.066	48,189,225.03
Total of 8				462,298,157.00				427,955,542.29
1	8A	2015-Jul-17	JPY	15,443,821.00	JPY	15,443,821.00	0.817	12,617,601.76
2	8A	2015-Jul-24	JPY	4,309,748.00	JPY	4,309,748.00	0.821	3,538,303.11
3	8A	2015-Aug-27	JPY	46,591.00	JPY	46,591.00	0.883	41,139.85
4	8A	2015-Aug-28	JPY	6,193,624.00	JPY	6,193,624.00	0.874	5,413,227.38
5	8A	2015-Oct-20	JPY	1,445,776.00	JPY	1,445,776.00	0.866	1,252,042.02
6	8A	2015-Nov-20	JPY	10,534,007.00	JPY	10,534,007.00	0.857	9,027,644.00
7	8A	2016-Jan-08	JPY	7,560,460.00	JPY	7,560,460.00	0.909	6,872,458.14
8	8A	2016-Jan-22	JPY	5,891,356.00	JPY	5,891,356.00	0.927	5,461,287.01
9	8A	2016-Mar-25	JPY	48,321,784.00	JPY	48,321,784.00	0.942	45,519,120.53
10	8A	2016-Apr-08	JPY	2,702,503.00	JPY	2,702,503.00	0.982	2,653,857.95
11	8A	2016-Apr-20	JPY	1,543,400.00	JPY	1,543,400.00	0.971	1,498,641.40
Total of 8A				103,993,070.00				93,895,323.15
Donor: Saudi								
1	465	2015-Dec-16	SAR	137,838.38	SAR	137,838.38	0.000	0.00
2	465	2015-Dec-24	SAR	489,880.43	SAR	489,880.43	0.000	0.00
3	465	2015-Dec-24	SAR	1,135,885.73	SAR	1,135,885.73	0.000	0.00
4	465	2015-Dec-24	SAR	728,868.38	SAR	728,868.38	0.000	0.00
5	465	2016-Feb-29	SAR	690,481.65	SAR	690,481.65	0.000	0.00
6	465	2016-Mar-11	SAR	2,238,015.49	SAR	2,238,015.49	0.000	0.00
Total of 465				5,420,970.06				0.00
Total of Bilateral								2,006,508,161.40
Grand Total								41,801,148,928.78

Financial Comptroller General Office
Debt Section
Anamnagar, Kathmandu, Nepal
Cumulative disbursements of external debt

As on 2073/03/31 (2016-Jul-15)

Fiscal Year: 2072/73 Month: Aashadh

SN	Loan ID	Commitment Currency	Opening Stock of Disbursements	Disbursement This Year	Disbursement upto This year
Donor: ADB					
1	182	SDR	1,278,346.83		1,278,346.83
2	232	SDR	79,811.70		79,811.70
3	233	SDR	2,713,036.65		2,713,036.65
4	249	SDR	418,019.63		418,019.63
5	250	SDR	780,749.32		780,749.32
6	274	SDR	1,190,461.27		1,190,461.27
7	284	SDR	15,990,350.79		15,990,350.79
8	295	SDR	1,537,521.75		1,537,521.75
9	309	SDR	1,086,127.52		1,086,127.52
10	310	SDR	2,051,939.57		2,051,939.57
11	315	SDR	2,278,918.88		2,278,918.88
12	334	SDR	781,391.31		781,391.31
13	387	SDR	7,543,485.99		7,543,485.99
14	388	SDR	4,037,364.56		4,037,364.56
15	445	SDR	5,625,786.96		5,625,786.96
16	447	SDR	6,727,473.98		6,727,473.98
17	462	SDR	5,218,038.62		5,218,038.62
18	489	SDR	9,683,663.68		9,683,663.68
19	490	SDR	4,949,315.21		4,949,315.21
20	512	SDR	3,968,942.01		3,968,942.01
21	533	SDR	5,334,713.18		5,334,713.18
22	560	SDR	8,291,594.10		8,291,594.10
23	596	SDR	4,247,623.55		4,247,623.55
24	599	SDR	2,522,395.36		2,522,395.36
25	633	SDR	2,553,056.20		2,553,056.20
26	651	SDR	17,385,905.57		17,385,905.57
27	655	SDR	9,687,712.57		9,687,712.57
28	659	SDR	3,148,241.72		3,148,241.72
29	669	SDR	14,646,528.18		14,646,528.18

Financial Comptroller General Office
Debt Section
Anamnagar, Kathmandu, Nepal
Cumulative disbursements of external debt

As on 2073/03/31 (2016-Jul-15)

Fiscal Year: 2072/73 Month: Aashadh

SN	Loan ID	Commitment Currency	Opening Stock of Disbursements	Disbursement This Year	Disbursement upto This year
Donor: ADB					
30	670	SDR	16,953,605.19		16,953,605.19
31	694	SDR	4,445,690.96		4,445,690.96
32	708	SDR	27,231,678.43		27,231,678.43
33	719	SDR	7,772,170.25		7,772,170.25
34	721	SDR	6,469,962.44		6,469,962.44
35	744	SDR	3,687,307.38		3,687,307.38
36	745	SDR	5,173,909.71		5,173,909.71
37	748	SDR	11,192,566.64		11,192,566.64
38	749	SDR	5,870,299.22		5,870,299.22
39	783	SDR	8,784,655.42		8,784,655.42
40	792	SDR	3,605,530.22		3,605,530.22
41	806	SDR	22,773,656.41		22,773,656.41
42	831	SDR	20,847,736.16		20,847,736.16
43	859	SDR	1,780,769.57		1,780,769.57
44	867	SDR	7,166,255.21		7,166,255.21
45	923	SDR	18,318,894.21		18,318,894.21
46	924	SDR	44,256,287.81		44,256,287.81
47	936	SDR	3,126,877.42		3,126,877.42
48	949	SDR	9,264,739.29		9,264,739.29
49	964	SDR	3,892,478.50		3,892,478.50
50	974	SDR	9,137,775.25		9,137,775.25
51	982	SDR	39,273,495.87		39,273,495.87
52	987	SDR	7,607,758.66		7,607,758.66
53	1006	SDR	1,976,994.84		1,976,994.84
54	1011	SDR	40,209,430.21		40,209,430.21
55	1037	SDR	22,601,242.68		22,601,242.68
56	1040	SDR	17,436,055.04		17,436,055.04
57	1112	SDR	23,490,658.82		23,490,658.82
58	1113	SDR	12,981,030.97		12,981,030.97

Financial Comptroller General Office
Debt Section
Anamnagar, Kathmandu, Nepal
Cumulative disbursements of external debt

As on 2073/03/31 (2016-Jul-15)

Fiscal Year: 2072/73 Month: Aashadh

SN	Loan ID	Commitment Currency	Opening Stock of Disbursements	Disbursement This Year	Disbursement upto This year
Donor: ADB					
59	1114	SDR	8,806,092.12		8,806,092.12
60	1141	SDR	11,209,749.08		11,209,749.08
61	1156	SDR	5,787,270.96		5,787,270.96
62	1165	SDR	15,109,989.59		15,109,989.59
63	1196	SDR	4,980,173.02		4,980,173.02
64	1229	SDR	16,497,650.34		16,497,650.34
65	1237	SDR	2,890,232.38		2,890,232.38
66	1240	SDR	5,703,602.17		5,703,602.17
67	1311	SDR	6,471,854.66		6,471,854.66
68	1377	SDR	27,562,925.23		27,562,925.23
69	1437	SDR	17,669,582.48		17,669,582.48
70	1450	SDR	8,341,471.41		8,341,471.41
71	1451	SDR	8,968,965.21		8,968,965.21
72	1452	SDR	112,333,137.87		112,333,137.87
73	1461	SDR	9,282,832.57		9,282,832.57
74	1464	SDR	15,319,129.76		15,319,129.76
75	1512	SDR	16,777,802.98		16,777,802.98
76	1604	SDR	39,459,403.73		39,459,403.73
77	1609	SDR	7,224,029.33		7,224,029.33
78	1640	SDR	3,539,751.75		3,539,751.75
79	1650	SDR	12,609,492.23		12,609,492.23
80	1732	SDR	25,702,117.77		25,702,117.77
81	1755	SDR	21,318,255.05		21,318,255.05
82	1778	SDR	7,336,202.29		7,336,202.29
83	1811	SDR	1,882,740.84		1,882,740.84
84	1820	SDR	60,730,404.49	8,435,464.00	69,165,868.49
85	1840	SDR	10,380,734.03		10,380,734.03
86	1861	SDR	15,134,926.42		15,134,926.42
87	1876	SDR	30,474,299.45		30,474,299.45

Financial Comptroller General Office

Debt Section

Anamnagar, Kathmandu, Nepal

Cumulative disbursements of external debt

As on 2073/03/31 (2016-Jul-15)

Fiscal Year: 2072/73 Month: Aashadh

SN	Loan ID	Commitment Currency	Opening Stock of Disbursements	Disbursement This Year	Disbursement upto This year
Donor: ADB					
88	1917	SDR	21,310,416.39		21,310,416.39
89	1966	SDR	16,602,423.32		16,602,423.32
90	2002	SDR	13,963,700.93		13,963,700.93
91	2008	SDR	15,658,022.77		15,658,022.77
92	2058	SDR	3,505,522.12		3,505,522.12
93	2059	SDR	2,161,163.16	-43.63	2,161,119.53
94	2071	SDR	13,223,065.37		13,223,065.37
95	2092	SDR	25,458,359.34		25,458,359.34
96	2097	SDR	11,401,367.45		11,401,367.45
97	2102	SDR	10,484,541.58		10,484,541.58
98	2111	SDR	10,671,445.28		10,671,445.28
99	2143	SDR	4,850,208.77		4,850,208.77
100	2268	SDR	37,906,000.00		37,906,000.00
101	2277	SDR	20,432,000.00		20,432,000.00
102	2551	SDR	16,092,000.00		16,092,000.00
103	2581	SDR	14,120,434.21	2,479,221.13	16,599,655.34
104	2587	SDR	24,904,647.51	4,911,586.51	29,816,234.02
105	2641	SDR	19,515,000.00	19,775,000.00	39,290,000.00
106	2650	SDR	13,425,504.71	5,463,509.29	18,889,014.00
107	2656	SDR	1,340,128.50	715,641.08	2,055,769.58
108	2685	SDR	8,523,578.52	119,699.56	8,643,278.08
109	2776	SDR	18,859,248.32	8,557,232.98	27,416,481.30
110	2796	SDR	4,042,701.75	3,264,008.19	7,306,709.94
111	2808	SDR	6,880,307.63	4,050,554.61	10,930,862.24
112	3012	SDR	9,247,504.73	4,724,537.01	13,972,041.74
113	3057	SDR	718,287.44	1,524,539.61	2,242,827.05
114	3000	SDR	5,669,177.55	1,837,778.50	7,506,956.05
115	3124	SDR	1,294,604.93	3,099,755.69	4,394,360.62
116	2579	SDR	2,233,764.59	842,186.20	3,075,950.79

Financial Comptroller General Office
Debt Section
Anamnagar, Kathmandu, Nepal
Cumulative disbursements of external debt

As on 2073/03/31 (2016-Jul-15)

Fiscal Year: 2072/73 Month: Aashadh

SN	Loan ID	Commitment Currency	Opening Stock of Disbursements	Disbursement This Year	Disbursement upto This year
Donor: ADB					
117	2851	SDR	743,916.92	7,639,726.71	8,383,643.63
118	3157	SDR	2,115,461.91	3,177,326.00	5,292,787.91
119	3260	SDR		13,208,686.47	13,208,686.47
120	2990	SDR		1,776,195.45	1,776,195.45
121	3139	SDR		2,539,201.46	2,539,201.46
122	3255	SDR		5,112,218.33	5,112,218.33
Total of SDR			1,439,947,354.35	103,254,025.15	1,543,201,379.50
Donor: EEC					
1	9	GBP	446,500.00		446,500.00
2	23	GBP	604,000.00		604,000.00
3	26	GBP	452,700.00		452,700.00
Total of GBP			1,503,200.00		1,503,200.00
1	9	EUR	1,601,092.39		1,601,092.39
2	23	EUR	2,166,398.61		2,166,398.61
3	26	EUR	1,623,881.42		1,623,881.42
Total of EUR			5,391,372.42		5,391,372.42
1	9	DKK	454,000.00		454,000.00
2	23	DKK	614,000.00		614,000.00
3	26	DKK	460,000.00		460,000.00
Total of DKK			1,528,000.00		1,528,000.00
Donor: IDA					
1	166	USD	1,775,287.81		1,775,287.81
2	223	USD	2,169,084.29		2,169,084.29
3	291	USD	3,197,914.20		3,197,914.20
4	373	USD	5,958,912.31		5,958,912.31
5	397	USD	5,500,000.00		5,500,000.00
6	470	USD	7,800,000.00		7,800,000.00
7	470.1	USD	2,886,504.36		2,886,504.36
8	505	USD	2,928,282.07		2,928,282.07

Financial Comptroller General Office
Debt Section
Anamnagar, Kathmandu, Nepal
Cumulative disbursements of external debt

As on 2073/03/31 (2016-Jul-15)

Fiscal Year: 2072/73 Month: Aashadh

SN	Loan ID	Commitment Currency	Opening Stock of Disbursements	Disbursement This Year	Disbursement upto This year
Donor: IDA					
9	600	USD	26,000,000.00		26,000,000.00
10	600.1	USD	14,798,067.14		14,798,067.14
11	617	USD	8,000,000.00		8,000,000.00
12	654	USD	9,000,000.00		9,000,000.00
13	659	USD	2,985,904.57		2,985,904.57
14	704	USD	7,304,138.21		7,304,138.21
15	705	USD	3,326,594.56		3,326,594.56
16	730	USD	17,000,000.00		17,000,000.00
17	772	USD	4,686,034.28		4,686,034.28
18	799	USD	14,500,000.00		14,500,000.00
19	812	USD	29,993,295.90		29,993,295.90
20	856	USD	14,000,000.00		14,000,000.00
21	939	USD	6,366,531.65		6,366,531.65
22	1008	USD	17,000,000.00		17,000,000.00
23	1055	USD	15,972,957.02		15,972,957.02
24	1059	USD	26,956,031.18		26,956,031.18
Total of USD			250,105,539.55		250,105,539.55
1	1062	SDR	3,375,733.87		3,375,733.87
2	1093	SDR	2,777,918.89		2,777,918.89
3	1100	SDR	11,280,103.69		11,280,103.69
4	1101	SDR	4,419,961.17		4,419,961.17
5	1191	SDR	5,700,000.00		5,700,000.00
6	1198	SDR	9,934,963.21		9,934,963.21
7	1260	SDR	5,875,637.04		5,875,637.04
8	1316	SDR	15,100,000.00		15,100,000.00
9	1339	SDR	4,124,592.39		4,124,592.39
10	1379	SDR	5,333,093.71		5,333,093.71
11	1400	SDR	3,394,134.05		3,394,134.05
12	1452	SDR	10,148,368.30		10,148,368.30

Financial Comptroller General Office
Debt Section
Anamnagar, Kathmandu, Nepal
Cumulative disbursements of external debt

As on 2073/03/31 (2016-Jul-15)

Fiscal Year: 2072/73 Month: Aashadh

SN	Loan ID	Commitment Currency	Opening Stock of Disbursements	Disbursement This Year	Disbursement upto This year
Donor: IDA					
13	1463	SDR	6,687,850.82		6,687,850.82
14	1478	SDR	75,311,093.44		75,311,093.44
15	1515	SDR	41,237,415.31		41,237,415.31
16	1534	SDR	7,909,129.27		7,909,129.27
17	1535	SDR	6,940,695.17		6,940,695.17
18	1570	SDR	5,963,729.03		5,963,729.03
19	1588	SDR	19,460,484.19		19,460,484.19
20	1696	SDR	4,471,536.98		4,471,536.98
21	1715	SDR	12,497,770.85		12,497,770.85
22	1727	SDR	4,019,950.52		4,019,950.52
23	1769	SDR	40,900,000.00		40,900,000.00
24	1814	SDR	28,351,768.73		28,351,768.73
25	1902	SDR	10,478,183.03		10,478,183.03
26	1922	SDR	8,790,715.43		8,790,715.43
27	1924	SDR	29,900,000.00		29,900,000.00
28	1988	SDR	15,886,241.31		15,886,241.31
29	2028	SDR	6,489,656.11		6,489,656.11
30	2044	SDR	8,783,424.77		8,783,424.77
31	2046	SDR	46,200,000.00		46,200,000.00
32	2047	SDR	16,077,550.15		16,077,550.15
33	2144	SDR	36,537,780.00		36,537,780.00
34	2239	SDR	10,800,188.37		10,800,188.37
35	2347	SDR	39,909,303.52		39,909,303.52
36	2357	SDR	21,221,230.53		21,221,230.53
37	2364	SDR	32,708,369.52		32,708,369.52
38	2430	SDR	16,177,211.76		16,177,211.76
39	2560	SDR	12,724,420.91		12,724,420.91
40	2578	SDR	35,016,825.92		35,016,825.92
41	2600	SDR	17,786,061.29		17,786,061.29

Financial Comptroller General Office
Debt Section

Anamnagar, Kathmandu, Nepal

Cumulative disbursements of external debt

As on 2073/03/31 (2016-Jul-15)

Fiscal Year: 2072/73 Month: Aashadh

SN	Loan ID	Commitment Currency	Opening Stock of Disbursements	Disbursement This Year	Disbursement upto This year
Donor: IDA					
42	2912	SDR	11,552,537.70		11,552,537.70
43	2977	SDR	13,387,687.55		13,387,687.55
44	3008	SDR	13,858,634.04		13,858,634.04
45	3009	SDR	51,566,191.57		51,566,191.57
46	3185	SDR	9,000,000.00		9,000,000.00
47	3215	SDR	3,572,571.64		3,572,571.64
48	3293	SDR	38,015,307.75		38,015,307.75
49	3581	SDR	12,298,192.10		12,298,192.10
50	3727	SDR	6,570,254.14		6,570,254.14
51	3766	SDR	23,764,183.19		23,764,183.19
52	3808	SDR	3,598,394.39		3,598,394.39
53	3830	SDR	51,000,000.00		51,000,000.00
54	3864	SDR	38,440,970.03		38,440,970.03
55	3911	SDR	17,000,000.00		17,000,000.00
56	3956	SDR	34,500,000.00		34,500,000.00
57	3980	SDR	6,900,000.00		6,900,000.00
58	4510	SDR	702,163.57		702,163.57
59	4515	SDR	7,706,651.06	1,096,628.37	8,803,279.43
60	4603	SDR	0.00	3,953,855.22	3,953,855.22
61	4637	SDR	26,827,916.33		26,827,916.33
62	4664	SDR	13,615,875.05		13,615,875.05
63	4652	SDR	46,066,441.74		46,066,441.74
64	4707	SDR	40,550,685.32	3,961,664.47	44,512,349.79
65	4750	SDR	10,937,244.67		10,937,244.67
66	4832	SDR	26,600,000.00		26,600,000.00
67	4902	SDR	18,411,895.93	5,318,827.86	23,730,723.79
68	4932	SDR	6,040,455.08	822,133.69	6,862,588.77
69	5138	SDR	20,141,648.35	8,732,797.57	28,874,445.92
70	5282	SDR	19,900,000.00		19,900,000.00

Government of Nepal
Ministry of Finance

Financial Comptroller General Office
Debt Section
Anamnagar, Kathmandu, Nepal
Cumulative disbursements of external debt

As on 2073/03/31 (2016-Jul-15)

Fiscal Year: 2072/73 Month: Aashadh

SN	Loan ID	Commitment Currency	Opening Stock of Disbursements	Disbursement This Year	Disbursement upto This year
Donor: IDA					
71	4905	SDR	2,349,944.23	697,039.74	3,046,983.97
72	5263	SDR	13,370,066.11	1,874,154.54	15,244,220.65
73	5273	SDR	5,881,480.85	5,075,215.88	10,956,696.73
74	4924	SDR	5,217,475.24	7,256,310.62	12,473,785.86
75	5246	SDR	648,235.18	1,996,304.57	2,644,539.75
76	4981	SDR	3,979,410.45	2,714,403.25	6,693,813.70
77	5446	SDR	3,620,694.32	1,164,779.11	4,785,473.43
78	5002	SDR	5,337,454.60	939,981.24	6,277,435.84
79	5137	SDR	931,734.28	3,248,507.50	4,180,241.78
80	5250	SDR	18,012,953.72	12,364,403.80	30,377,357.52
81	5344	SDR	6,149,353.10	2,726,516.54	8,875,869.64
82	5586	SDR		8,054,631.47	8,054,631.47
83	5701	SDR		72,000,000.00	72,000,000.00
84	5566	SDR		3,592,857.40	3,592,857.40
85	5706	SDR		14,154,682.37	14,154,682.37
Total of SDR			1,338,727,796.53	161,745,695.21	1,500,473,491.74
Donor: IFAD					
1	10	USD	11,538,261.74		11,538,261.74
Total of USD			11,538,261.74		11,538,261.74
1	57	SDR	9,800,000.00		9,800,000.00
2	82	SDR	6,083,965.37		6,083,965.37
3	166	SDR	15,114,644.03		15,114,644.03
4	191	SDR	621,247.52		621,247.52
5	208	SDR	4,750,000.00		4,750,000.00
6	250	SDR	3,834,766.43		3,834,766.43
7	352	SDR	3,220,700.74		3,220,700.74
8	452	SDR	6,386,567.86		6,386,567.86
9	576	SDR	11,273,734.49	2,726,649.15	14,000,383.64
10	646A	SDR	644,241.46		644,241.46

Financial Comptroller General Office
Debt Section
Anamnagar, Kathmandu, Nepal

Cumulative disbursements of external debt

As on 2073/03/31 (2016-Jul-15)

Fiscal Year: 2072/73 Month: Aashadh

SN	Loan ID	Commitment Currency	Opening Stock of Disbursements	Disbursement This Year	Disbursement upto This year
Donor: IFAD					
11	646	SDR	7,150,000.00		7,150,000.00
12	796	SDR	2,135,622.69	607,791.78	2,743,414.47
13	881	SDR	1,569,035.84	741,661.44	2,310,697.28
Total of SDR			72,584,526.43	4,076,102.37	76,660,628.80
Donor: NDF					
1	37	EUR	5,084,326.43		5,084,326.43
2	76	EUR	5,751,247.55		5,751,247.55
3	129	EUR	5,351,543.79		5,351,543.79
4	223	EUR	1,688,650.59		1,688,650.59
5	265	EUR	7,382,889.58	78,470.42	7,461,360.00
Total of EUR			25,258,657.94	78,470.42	25,337,128.36
Donor: OFID					
1	698	USD	9,575,604.33		9,575,604.33
2	825	USD	6,073,781.35		6,073,781.35
3	838	USD	13,700,000.00		13,700,000.00
4	1060	USD	5,433,534.41		5,433,534.41
5	1155	USD	8,855,706.80	17,230.07	8,872,936.87
6	1185	USD	9,056,676.81		9,056,676.81
7	1346	USD	1,087,512.38	1,316,285.24	2,403,797.62
8	1364	USD	1,792,242.52	3,376,250.29	5,168,492.81
9	1442	USD	5,714,525.72	1,061,392.45	6,775,918.17
Total of USD			61,289,584.32	5,771,158.05	67,060,742.37
Donor: Austria					
1	1	EUR	4,279,799.14		4,279,799.14
Total of EUR			4,279,799.14		4,279,799.14
Donor: Belgium					
1	1985	EUR	2,478,935.25		2,478,935.25
2	1986	EUR	3,718,402.87		3,718,402.87
3	1994	EUR	2,478,935.25		2,478,935.25

Financial Comptroller General Office
Debt Section

Anamnagar, Kathmandu, Nepal

Cumulative disbursements of external debt

As on 2073/03/31 (2016-Jul-15)

Fiscal Year: 2072/73 Month: Aashadh

SN	Loan ID	Commitment Currency	Opening Stock of Disbursements	Disbursement This Year	Disbursement upto This year
Donor: Belgium					
4	1999	EUR	2,124,244.00		2,124,244.00
5	2000	EUR	2,454,146.00		2,454,146.00
6	2001	EUR	2,478,940.00		2,478,940.00
7	2003	EUR	1,430,420.98		1,430,420.98
Total of EUR			17,164,024.35		17,164,024.35
Donor: China					
1	359	RMB	366,510,466.60	3,413,572.94	369,924,039.54
2	383	RMB	34,925,898.62		34,925,898.62
3	494	RMB	131,277,510.00		131,277,510.00
Total of RMB			532,713,875.22	3,413,572.94	536,127,448.16
Donor: France					
1	298	EUR	109,009.88		109,009.88
2	375	EUR	2,620,558.05		2,620,558.05
3	447	EUR	21,023,366.29		21,023,366.29
4	502	EUR	5,614,502.00		5,614,502.00
5	503	EUR	5,945,509.94		5,945,509.94
6	545	EUR	11,214,961.45		11,214,961.45
7	897	EUR	1,981,837.22		1,981,837.22
Total of EUR			48,509,744.83		48,509,744.83
Donor: India					
1	00001984	USD	62,736,889.87	2,610,721.83	65,347,611.70
2	00000903	USD	5,261,208.67	10,826,207.51	16,087,416.18
Total of USD			67,998,098.54	13,436,929.34	81,435,027.88
Donor: Japan					
1	4	JPY	18,738,132,382.00		18,738,132,382.00
2	5	JPY	2,630,083,628.00		2,630,083,628.00
3	6	JPY	2,465,568,827.00		2,465,568,827.00
4	7	JPY	13,542,125,504.00		13,542,125,504.00
5	8	JPY	1,787,038,780.00	462,298,157.00	2,249,336,937.00

Financial Comptroller General Office

Debt Section

Anamnagar, Kathmandu, Nepal

Cumulative disbursements of external debt

As on 2073/03/31 (2016-Jul-15)

Fiscal Year: 2072/73 Month: Aashadh

SN	Loan ID	Commitment Currency	Opening Stock of Disbursements	Disbursement This Year	Disbursement upto This year
Donor: Japan					
6	8A	JPY	473,403,572.00	103,993,070.00	577,396,642.00
Total of JPY			39,636,352,693.00	566,291,227.00	40,202,643,920.00
Donor: Korea					
1	1	KRW	12,399,024,240.00		12,399,024,240.00
2	2	KRW	56,385,479,740.00		56,385,479,740.00
Total of KRW			68,784,503,980.00		68,784,503,980.00
Donor: Kuwait					
1	552	KUD	1,498,080.36		1,498,080.36
Total of KUD			1,498,080.36		1,498,080.36
Donor: Russia					
1	1	USD	3,486,740.20		3,486,740.20
Total of USD			3,486,740.20		3,486,740.20
Donor: Saudi					
1	465	SAR	32,916,942.65	5,420,970.06	38,337,912.71
Total of SAR			32,916,942.65	5,420,970.06	38,337,912.71

Financial Comptroller General Office

Debt Section

Anamnagar, Kathmandu, Nepal

Cumulative payment of external debt

As on 2073/03/31 (2016-Jul-15)

Fiscal Year: 2072/73 Month: Aashadh

SN	Loan ID	Commitment Currency	Opening Stock of payment	Payment This Year	Total payment upto this year
Donor: ADB					
1	182	SDR	1,278,346.83		1,278,346.83
2	232	SDR	74,100.00	5,711.70	79,811.70
3	233	SDR	2,519,400.00	193,636.65	2,713,036.65
4	249	SDR	389,671.54	28,348.09	418,019.63
5	250	SDR	724,751.31	55,998.01	780,749.32
6	274	SDR	967,200.00	147,856.96	1,115,056.96
7	284	SDR	12,992,200.00	1,986,132.31	14,978,332.31
8	295	SDR	1,249,300.00	190,981.91	1,440,281.91
9	309	SDR	783,900.00	120,600.00	904,500.00
10	310	SDR	1,482,000.00	228,000.00	1,710,000.00
11	315	SDR	1,645,800.00	253,200.00	1,899,000.00
12	334	SDR	563,356.49	87,074.22	650,430.71
13	387	SDR	4,903,600.00	754,400.00	5,658,000.00
14	388	SDR	2,624,700.00	403,800.00	3,028,500.00
15	445	SDR	3,324,100.00	511,400.00	3,835,500.00
16	447	SDR	3,975,272.60	611,727.40	4,587,000.00
17	462	SDR	2,826,200.00	434,800.00	3,261,000.00
18	489	SDR	5,245,500.00	807,000.00	6,052,500.00
19	490	SDR	2,680,600.00	412,400.00	3,093,000.00
20	512	SDR	2,150,200.00	330,800.00	2,481,000.00
21	533	SDR	2,774,200.00	426,800.00	3,201,000.00
22	560	SDR	4,145,700.00	637,800.00	4,783,500.00
23	596	SDR	2,044,900.00	314,600.00	2,359,500.00
24	599	SDR	1,214,200.00	186,800.00	1,401,000.00
25	633	SDR	1,698,200.00	107,000.00	1,805,200.00
26	651	SDR	11,475,540.00	695,400.00	12,170,940.00
27	655	SDR	6,338,000.00	394,000.00	6,732,000.00
28	659	SDR	2,057,300.00	128,200.00	2,185,500.00
29	669	SDR	9,549,400.00	599,600.00	10,149,000.00

Financial Comptroller General Office
Debt Section

Anamnagar, Kathmandu, Nepal

Cumulative payment of external debt

As on 2073/03/31 (2016-Jul-15)

Fiscal Year: 2072/73 Month: Aashadh

SN	Loan ID	Commitment Currency	Opening Stock of payment	Payment This Year	Total payment upto this year
Donor: ADB					
30	670	SDR	11,399,480.00	653,600.00	12,053,080.00
31	694	SDR	2,788,200.00	184,000.00	2,972,200.00
32	708	SDR	16,938,300.00	1,083,400.00	18,021,700.00
33	719	SDR	4,915,200.00	300,800.00	5,216,000.00
34	721	SDR	3,940,700.00	266,200.00	4,206,900.00
35	744	SDR	2,191,700.00	149,400.00	2,341,100.00
36	745	SDR	3,099,100.00	207,400.00	3,306,500.00
37	748	SDR	6,583,500.00	461,000.00	7,044,500.00
38	749	SDR	3,590,700.00	228,000.00	3,818,700.00
39	783	SDR	4,907,400.00	352,600.00	5,260,000.00
40	792	SDR	1,967,500.00	149,000.00	2,116,500.00
41	806	SDR	12,233,100.00	916,600.00	13,149,700.00
42	831	SDR	10,882,900.00	866,600.00	11,749,500.00
43	859	SDR	876,000.00	72,400.00	948,400.00
44	867	SDR	3,738,500.00	285,800.00	4,024,300.00
45	923	SDR	8,478,500.00	729,000.00	9,207,500.00
46	924	SDR	20,138,900.00	1,786,600.00	21,925,500.00
47	936	SDR	1,435,100.00	125,400.00	1,560,500.00
48	949	SDR	4,246,700.00	371,800.00	4,618,500.00
49	964	SDR	1,777,200.00	156,800.00	1,934,000.00
50	974	SDR	3,793,700.00	368,600.00	4,162,300.00
51	982	SDR	16,125,000.00	1,596,400.00	17,721,400.00
52	987	SDR	3,266,900.00	299,400.00	3,566,300.00
53	1006	SDR	578,400.00	96,400.00	674,800.00
54	1011	SDR	16,702,200.00	1,621,200.00	18,323,400.00
55	1037	SDR	8,505,500.00	909,400.00	9,414,900.00
56	1040	SDR	6,290,700.00	719,000.00	7,009,700.00
57	1112	SDR	8,212,600.00	926,000.00	9,138,600.00
58	1113	SDR	4,325,100.00	524,600.00	4,849,700.00

Financial Comptroller General Office
Debt Section

Anamnagar, Kathmandu, Nepal

Cumulative payment of external debt

As on 2073/03/31 (2016-Jul-15)

Fiscal Year: 2072/73 Month: Aashadh

SN	Loan ID	Commitment Currency	Opening Stock of payment	Payment This Year	Total payment upto this year
Donor: ADB					
59	1114	SDR	2,948,300.00	355,000.00	3,303,300.00
60	1141	SDR	3,875,100.00	458,400.00	4,333,500.00
61	1156	SDR	2,060,000.00	233,000.00	2,293,000.00
62	1165	SDR	4,759,900.00	608,800.00	5,368,700.00
63	1196	SDR	1,467,600.00	200,800.00	1,668,400.00
64	1229	SDR	4,806,000.00	668,000.00	5,474,000.00
65	1237	SDR	789,700.00	116,600.00	906,300.00
66	1240	SDR	1,568,000.00	229,800.00	1,797,800.00
67	1311	SDR	1,537,200.00	259,600.00	1,796,800.00
68	1377	SDR	5,397,100.00	1,108,400.00	6,505,500.00
69	1437	SDR	3,323,500.00	531,300.00	3,854,800.00
70	1450	SDR	1,495,300.00	167,000.00	1,662,300.00
71	1451	SDR	1,594,700.00	179,800.00	1,774,500.00
72	1452	SDR	19,931,200.00	2,253,800.00	22,185,000.00
73	1461	SDR	1,552,700.00	186,200.00	1,738,900.00
74	1464	SDR	2,409,400.00	307,400.00	2,716,800.00
75	1512	SDR	2,678,900.00	335,800.00	3,014,700.00
76	1604	SDR	5,867,600.00	790,400.00	6,658,000.00
77	1609	SDR	1,079,500.00	144,600.00	1,224,100.00
78	1640	SDR	460,200.00	70,800.00	531,000.00
79	1650	SDR	1,639,300.00	252,200.00	1,891,500.00
80	1732	SDR	8,092,015.00	1,067,278.00	9,159,293.00
81	1755	SDR	5,801,082.00	886,696.00	6,687,778.00
82	1778	SDR	1,986,894.00	305,676.00	2,292,570.00
83	1811	SDR	510,412.00	78,418.00	588,830.00
84	1820	SDR	25,254,940.67	3,942,315.59	29,197,256.26
85	1840	SDR	2,378,915.00	432,530.00	2,811,445.00
86	1861	SDR	5,202,626.00	945,932.00	6,148,558.00
87	1876	SDR	6,983,691.00	1,269,762.00	8,253,453.00

Financial Comptroller General Office
Debt Section

Anamnagar, Kathmandu, Nepal

Cumulative payment of external debt

As on 2073/03/31 (2016-Jul-15)

Fiscal Year: 2072/73 Month: Aashadh

SN	Loan ID	Commitment Currency	Opening Stock of payment	Payment This Year	Total payment upto this year
Donor: ADB					
88	1917	SDR	3,995,703.00	887,934.00	4,883,637.00
89	1966	SDR	3,173,613.00	688,658.00	3,862,271.00
90	2002	SDR	3,490,928.00	872,732.00	4,363,660.00
91	2008	SDR	2,283,463.00	652,418.00	2,935,881.00
92	2058	SDR	766,836.00	219,096.00	985,932.00
93	2059	SDR	1,018,535.00	68,362.00	1,086,897.00
94	2071	SDR	1,928,367.00	550,962.00	2,479,329.00
95	2092	SDR	3,182,292.00	1,060,764.00	4,243,056.00
96	2097	SDR	1,187,640.00	475,056.00	1,662,696.00
97	2102	SDR	1,331,605.00	466,837.00	1,798,442.00
98	2111	SDR	1,111,610.00	444,644.00	1,556,254.00
99	2143	SDR	552,299.00	199,902.00	752,201.00
100	2268	SDR	2,369,126.00	2,369,126.00	4,738,252.00
101	2277	SDR	638,500.00	1,277,000.00	1,915,500.00
102	2551	SDR	0.00	0.00	0.00
103	2581	SDR	0.00		0.00
104	2587	SDR	0.00		0.00
105	2641	SDR	0.00	0.00	0.00
106	2650	SDR	0.00		0.00
107	2656	SDR	0.00		0.00
108	2685	SDR	0.00	0.00	0.00
109	2776	SDR	0.00		0.00
110	2796	SDR	0.00		0.00
111	2808	SDR	0.00		0.00
112	3012	SDR			0.00
113	3057	SDR			0.00
114	3000	SDR			0.00
115	3124	SDR			0.00
116	2579	SDR			0.00

Financial Comptroller General Office
Debt Section
Anamnagar, Kathmandu, Nepal

Cumulative payment of external debt

As on 2073/03/31 (2016-Jul-15)

Fiscal Year: 2072/73 Month: Aashadh

SN	Loan ID	Commitment Currency	Opening Stock of payment	Payment This Year	Total payment upto this year
Donor: ADB					
117	2851	SDR			0.00
118	3157	SDR			0.00
119	3260	SDR			0.00
120	2990	SDR			0.00
121	3139	SDR			0.00
122	3255	SDR			0.00
Total of SDR			442,108,711.44	56,081,265.84	498,189,977.28
Donor: EEC					
1	9	GBP	258,970.00	13,395.00	272,365.00
2	23	GBP	350,320.00	18,120.00	368,440.00
3	26	GBP	262,566.00	13,581.00	276,147.00
Total of GBP			871,856.00	45,096.00	916,952.00
1	9	EUR	929,786.91	47,950.28	977,737.19
2	23	EUR	1,258,085.58	64,879.48	1,322,965.06
3	26	EUR	943,026.97	48,632.48	991,659.45
Total of EUR			3,130,899.46	161,462.24	3,292,361.70
1	9	DKK	263,320.00	13,620.00	276,940.00
2	23	DKK	356,120.00	18,420.00	374,540.00
3	26	DKK	266,800.00	13,800.00	280,600.00
Total of DKK			886,240.00	45,840.00	932,080.00
Donor: IDA					
1	166	USD	1,561,497.57	53,447.56	1,614,945.13
2	223	USD	1,811,185.14	65,072.52	1,876,257.66
3	291	USD	2,526,352.26	95,937.42	2,622,289.68
4	373	USD	4,618,100.00	178,760.00	4,796,860.00
5	397	USD	4,180,000.00	165,000.00	4,345,000.00
6	470	USD	5,811,000.00	234,000.00	6,045,000.00
7	470.1	USD	2,153,272.00	86,256.00	2,239,528.00
8	505	USD	2,138,000.00	88,000.00	2,226,000.00

Financial Comptroller General Office

Debt Section

Anamnagar, Kathmandu, Nepal

Cumulative payment of external debt

As on 2073/03/31 (2016-Jul-15)

Fiscal Year: 2072/73 Month: Aashadh

SN	Loan ID	Commitment Currency	Opening Stock of payment	Payment This Year	Total payment upto this year
Donor: IDA					
9	600	USD	17,810,000.00	780,000.00	18,590,000.00
10	600.1	USD	10,136,067.14	444,000.00	10,580,067.14
11	617	USD	5,480,000.00	240,000.00	5,720,000.00
12	654	USD	6,030,000.00	270,000.00	6,300,000.00
13	659	USD	2,000,524.00	89,576.00	2,090,100.00
14	704	USD	4,674,632.00	219,124.00	4,893,756.00
15	705	USD	2,128,968.00	99,796.00	2,228,764.00
16	730	USD	10,880,000.00	510,000.00	11,390,000.00
17	772	USD	2,928,750.00	140,580.00	3,069,330.00
18	799	USD	8,845,000.00	435,000.00	9,280,000.00
19	812	USD	18,293,295.90	900,000.00	19,193,295.90
20	856	USD	8,540,000.00	420,000.00	8,960,000.00
21	939	USD	3,692,544.00	190,994.00	3,883,538.00
22	1008	USD	9,605,000.00	510,000.00	10,115,000.00
23	1055	USD	8,785,100.00	479,188.00	9,264,288.00
24	1059	USD	14,825,800.00	808,680.00	15,634,480.00
Total of USD			159,455,088.01	7,503,411.50	166,958,499.51
1	1062	SDR	1,856,640.00	101,272.00	1,957,912.00
2	1093	SDR	1,486,152.00	83,336.00	1,569,488.00
3	1100	SDR	6,034,829.00	338,402.00	6,373,231.00
4	1101	SDR	2,364,651.00	132,598.00	2,497,249.00
5	1191	SDR	2,878,500.00	171,000.00	3,049,500.00
6	1198	SDR	5,029,955.00	297,270.00	5,327,225.00
7	1260	SDR	2,878,998.00	176,266.00	3,055,264.00
8	1316	SDR	7,172,500.00	453,000.00	7,625,500.00
9	1339	SDR	1,959,140.00	123,736.00	2,082,876.00
10	1379	SDR	2,453,204.00	159,992.00	2,613,196.00
11	1400	SDR	1,561,288.00	101,824.00	1,663,112.00
12	1452	SDR	4,515,995.00	304,450.00	4,820,445.00

Financial Comptroller General Office
Debt Section

Anamnagar, Kathmandu, Nepal

Cumulative payment of external debt

As on 2073/03/31 (2016-Jul-15)

Fiscal Year: 2072/73 Month: Aashadh

SN	Loan ID	Commitment Currency	Opening Stock of payment	Payment This Year	Total payment upto this year
Donor: IDA					
13	1463	SDR	2,976,071.00	200,634.00	3,176,705.00
14	1478	SDR	32,462,716.00	2,255,172.00	34,717,888.00
15	1515	SDR	17,762,131.00	1,235,540.00	18,997,671.00
16	1534	SDR	3,285,757.00	237,094.00	3,522,851.00
17	1535	SDR	2,880,370.00	208,220.00	3,088,590.00
18	1570	SDR	2,387,174.00	178,822.00	2,565,996.00
19	1588	SDR	8,076,087.00	583,814.00	8,659,901.00
20	1696	SDR	1,654,416.00	134,144.00	1,788,560.00
21	1715	SDR	4,624,110.00	374,930.00	4,999,040.00
22	1727	SDR	1,487,362.00	120,598.00	1,607,960.00
23	1769	SDR	14,519,500.00	1,227,000.00	15,746,500.00
24	1814	SDR	9,639,540.00	850,550.00	10,490,090.00
25	1902	SDR	5,239,065.00	419,126.00	5,658,191.00
26	1922	SDR	4,219,536.00	351,628.00	4,571,164.00
27	1924	SDR	14,352,000.00	1,196,000.00	15,548,000.00
28	1988	SDR	7,307,652.00	635,448.00	7,943,100.00
29	2028	SDR	2,860,316.00	259,232.00	3,119,548.00
30	2044	SDR	3,865,080.00	351,308.00	4,216,388.00
31	2046	SDR	20,328,000.00	1,848,000.00	22,176,000.00
32	2047	SDR	7,074,100.00	643,100.00	7,717,200.00
33	2144	SDR	14,615,090.00	1,461,510.00	16,076,600.00
34	2239	SDR	3,888,044.00	432,006.00	4,320,050.00
35	2347	SDR	13,569,162.00	1,596,372.00	15,165,534.00
36	2357	SDR	6,790,784.00	848,848.00	7,639,632.00
37	2364	SDR	10,466,662.00	1,308,334.00	11,774,996.00
38	2430	SDR	4,853,135.00	647,086.00	5,500,221.00
39	2560	SDR	3,308,301.00	508,974.00	3,817,275.00
40	2578	SDR	9,104,368.00	1,400,672.00	10,505,040.00
41	2600	SDR	4,268,642.00	711,442.00	4,980,084.00

Financial Comptroller General Office

Debt Section

Anamnagar, Kathmandu, Nepal

Cumulative payment of external debt

As on 2073/03/31 (2016-Jul-15)

Fiscal Year: 2072/73 Month: Aashadh

SN	Loan ID	Commitment Currency	Opening Stock of payment	Payment This Year	Total payment upto this year
Donor: IDA					
42	2912	SDR	2,079,432.00	231,048.00	2,310,480.00
43	2977	SDR	2,142,000.00	267,750.00	2,409,750.00
44	3008	SDR	2,081,250.74	277,112.82	2,358,363.56
45	3009	SDR	7,734,900.00	1,031,320.46	8,766,220.46
46	3185	SDR	1,080,000.00	180,000.00	1,260,000.00
47	3215	SDR	428,700.00	71,450.00	500,150.00
48	3293	SDR	4,181,683.00	760,306.00	4,941,989.00
49	3581	SDR	860,868.05	245,962.30	1,106,830.35
50	3727	SDR	328,512.70	131,405.08	459,917.78
51	3766	SDR	1,084,589.21	472,491.54	1,557,080.75
52	3808	SDR	143,935.76	71,967.88	215,903.64
53	3830	SDR	1,530,000.00	1,020,000.00	2,550,000.00
54	3864	SDR	768,819.40	768,819.40	1,537,638.80
55	3911	SDR	340,000.00	340,000.00	680,000.00
56	3956	SDR	690,000.00	690,000.00	1,380,000.00
57	3980	SDR	138,000.00	138,000.00	276,000.00
58	4510	SDR	0.00	0.00	0.00
59	4515	SDR	0.00	0.00	0.00
60	4603	SDR	0.00	0.00	0.00
61	4637	SDR	0.00	0.00	0.00
62	4664	SDR	0.00	0.00	0.00
63	4652	SDR	0.00	0.00	0.00
64	4707	SDR	0.00	0.00	0.00
65	4750	SDR	0.00	0.00	0.00
66	4832	SDR	0.00	0.00	0.00
67	4902	SDR	0.00	0.00	0.00
68	4932	SDR	0.00	0.00	0.00
69	5138	SDR	0.00	0.00	0.00
70	5282	SDR	0.00	0.00	0.00

Financial Comptroller General Office
Debt Section

Anamnagar, Kathmandu, Nepal

Cumulative payment of external debt

As on 2073/03/31 (2016-Jul-15)

Fiscal Year: 2072/73 Month: Aashadh

SN	Loan ID	Commitment Currency	Opening Stock of payment	Payment This Year	Total payment upto this year
Donor: IDA					
71	4905	SDR	0.00	0.00	0.00
72	5263	SDR	0.00	0.00	0.00
73	5273	SDR	0.00	0.00	0.00
74	4924	SDR	0.00	0.00	0.00
75	5246	SDR	0.00	0.00	0.00
76	4981	SDR	0.00	0.00	0.00
77	5446	SDR	0.00	0.00	0.00
78	5002	SDR	0.00	0.00	0.00
79	5137	SDR	0.00	0.00	0.00
80	5250	SDR		0.00	0.00
81	5344	SDR		0.00	0.00
82	5586	SDR		0.00	0.00
83	5701	SDR		0.00	0.00
84	5566	SDR			0.00
85	5706	SDR			0.00
Total of SDR			303,669,713.86	31,366,383.48	335,036,097.34
Donor: IFAD					
1	10	USD	7,650,500.00	288,000.00	7,938,500.00
Total of USD			7,650,500.00	288,000.00	7,938,500.00
1	57	SDR	6,002,500.00	245,000.00	6,247,500.00
2	82	SDR	3,574,303.00	152,098.00	3,726,401.00
3	166	SDR	7,746,253.00	377,866.00	8,124,119.00
4	191	SDR	295,070.00	15,530.00	310,600.00
5	208	SDR	2,137,500.00	118,750.00	2,256,250.00
6	250	SDR	1,584,280.00	91,860.00	1,676,140.00
7	352	SDR	1,317,617.00	102,870.00	1,420,487.00
8	452	SDR	1,703,088.00	212,886.00	1,915,974.00
9	576	SDR	1,820,000.00	520,000.00	2,340,000.00
10	646A	SDR	0.00	0.00	0.00

Financial Comptroller General Office
Debt Section
Anamnagar, Kathmandu, Nepal

Cumulative payment of external debt

As on 2073/03/31 (2016-Jul-15)

Fiscal Year: 2072/73 Month: Aashadh

SN	Loan ID	Commitment Currency	Opening Stock of payment	Payment This Year	Total payment upto this year
Donor: IFAD					
11	646	SDR	119,167.00	238,334.00	357,501.00
12	796	SDR	0.00	0.00	0.00
13	881	SDR	0.00	0.00	0.00
Total of SDR			26,299,778.00	2,075,194.00	28,374,972.00
Donor: NDF					
1	37	EUR	1,728,670.94	203,373.05	1,932,043.99
2	76	EUR	1,610,349.38	230,049.91	1,840,399.29
3	129	EUR	1,070,308.80	214,061.74	1,284,370.54
4	223	EUR	270,184.16	33,773.02	303,957.18
5	265	EUR	348,487.55	125,403.53	473,891.08
Total of EUR			5,028,000.83	806,661.25	5,834,662.08
Donor: OFID					
1	698	USD	9,575,604.33		9,575,604.33
2	825	USD	5,953,490.00	48,100.00	6,001,590.00
3	838	USD	8,219,880.00	913,320.00	9,133,200.00
4	1060	USD	2,333,300.00	310,021.72	2,643,321.72
5	1155	USD	2,001,936.24	666,660.00	2,668,596.24
6	1185	USD	1,666,650.00	666,660.00	2,333,310.00
7	1346	USD		565,648.19	565,648.19
8	1364	USD	0.00	1,133,320.00	1,133,320.00
9	1442	USD	0.00	0.00	0.00
Total of USD			29,750,860.57	4,303,729.91	34,054,590.48
Donor: Austria					
1	1	EUR	3,270,277.50	218,018.50	3,488,296.00
Total of EUR			3,270,277.50	218,018.50	3,488,296.00
Donor: Belgium					
1	1985	EUR	2,354,978.57	123,956.69	2,478,935.26
2	1986	EUR	3,346,560.72	185,920.00	3,532,480.72
3	1994	EUR	1,363,406.00	123,946.00	1,487,352.00

Financial Comptroller General Office
Debt Section

Anamnagar, Kathmandu, Nepal

Cumulative payment of external debt

As on 2073/03/31 (2016-Jul-15)

Fiscal Year: 2072/73 Month: Aashadh

SN	Loan ID	Commitment Currency	Opening Stock of payment	Payment This Year	Total payment upto this year
Donor: Belgium					
4	1999	EUR	527,199.00	106,209.00	633,408.00
5	2000	EUR	448,359.00	122,703.00	571,062.00
6	2001	EUR	281,462.58	119,273.46	400,736.04
7	2003	EUR	81,525.63	64,245.01	145,770.64
Total of EUR			8,403,491.50	846,253.16	9,249,744.66
Donor: China					
1	359	RMB	0.00	0.00	0.00
2	383	RMB	0.00	0.00	0.00
3	494	RMB	0.00	0.00	0.00
Total of RMB			0.00	0.00	0.00
Donor: France					
1	298	EUR	104,431.54	4,577.74	109,009.28
2	375	EUR	2,183,802.47	145,585.50	2,329,387.97
3	447	EUR	20,684,319.61	321,169.68	21,005,489.29
4	502	EUR	5,082,692.33	328,897.45	5,411,589.78
5	503	EUR	5,802,439.50	69,364.00	5,871,803.50
6	545	EUR	7,235,031.88	560,742.86	7,795,774.74
7	897	EUR	742,953.22	82,572.00	825,525.22
Total of EUR			41,835,670.55	1,512,909.23	43,348,579.78
Donor: India					
1	00001984	USD	12,903,225.80	10,726,604.93	23,629,830.73
2	00000903	USD	0.00	0.00	0.00
Total of USD			12,903,225.80	10,726,604.93	23,629,830.73
Donor: Japan					
1	4	JPY	16,453,002,382.00	914,052,000.00	17,367,054,382.00
2	5	JPY	1,924,466,628.00	128,294,000.00	2,052,760,628.00
3	6	JPY	1,142,598,827.00	120,270,000.00	1,262,868,827.00
4	7	JPY	6,042,400,504.00	652,150,000.00	6,694,550,504.00
5	8	JPY	44,216,000.00	33,724,000.00	77,940,000.00

Financial Comptroller General Office
Debt Section

Anamnagar, Kathmandu, Nepal

Cumulative payment of external debt

As on 2073/03/31 (2016-Jul-15)

Fiscal Year: 2072/73 Month: Aashadh

SN	Loan ID	Commitment Currency	Opening Stock of payment	Payment This Year	Total payment upto this year
Donor: Japan					
6	8A	JPY	90,168,000.00	20,032,000.00	110,200,000.00
Total of JPY			25,696,852,341.00	1,868,522,000.00	27,565,374,341.00
Donor: Korea					
1	1	KRW	4,649,649,240.00	619,950,000.00	5,269,599,240.00
2	2	KRW	0.00	0.00	0.00
Total of KRW			4,649,649,240.00	619,950,000.00	5,269,599,240.00
Donor: Kuwait					
1	552	KUD	814,080.36	74,000.00	888,080.36
Total of KUD			814,080.36	74,000.00	888,080.36
Donor: Russia					
1	1	USD	2,323,270.50	1,163,469.70	3,486,740.20
Total of USD			2,323,270.50	1,163,469.70	3,486,740.20
Donor: Saudi					
1	465	SAR	9,375,000.00	3,750,000.00	13,125,000.00
Total of SAR			9,375,000.00	3,750,000.00	13,125,000.00

Government of Nepal
Ministry of Finance
Financial Comptroller General Office
Debt Management Section
Summary of Domestic Borrowing (Loan Typewise)

Fiscal Year: 2072/73

S.N.	LoansSubTypeDescEN	Opening Loan Balance	New loan issue in current fiscal year	Total Loan	Amount paid during current fiscal year		Adjustment*	Outstanding Domestic Borrowings
					Interest	Principal		
				Total Expenditure				
1	Rastriya Bachat Patra	16,586,480,000.00		16,586,480,000.00	1,582,768,850.00	15,680,000,000.00	0	906,480,000.00
	Total of Rastriya Bachat Patra	16,586,480,000.00	0.00	16,586,480,000.00	1,582,768,850.00	15,680,000,000.00	0.00	906,480,000.00
2	Nagarik Bachat Patra	3,056,176,000.00	5,000,000,000.00	8,056,176,000.00	250,783,802.56	250,000,000.00	0	7,806,176,000.00
	Total of Nagarik Bachat Patra	3,056,176,000.00	5,000,000,000.00	8,056,176,000.00	250,783,802.56	250,000,000.00	0.00	7,806,176,000.00
3	Development Bond	57,070,000,000.00	62,000,000,000.00	119,070,000,000.00	2,499,000,000.00	10,170,000,000.00	0	108,900,000,000.00
	Total of Development Bond	57,070,000,000.00	62,000,000,000.00	119,070,000,000.00	2,499,000,000.00	10,170,000,000.00	0.00	108,900,000,000.00
4	Special Loan (RBB Building)	0.00	0.00	0.00	0.00	0.00	0	0.00
5	Special Loan (Duty)	0.00	0.00	0.00	0.00	0.00	0	0.00
	Total of Special Loan	0.00	0.00	0.00	0.00	0.00	0.00	0.00
6	Foreign Employment Bond	215,025,000.00	274,515,000.00	489,540,000.00	21,192,105.00	3,380,000.00	0	486,160,000.00
	Total of Foreign Employment Bond	215,025,000.00	274,515,000.00	489,540,000.00	21,192,105.00	3,380,000.00	0.00	486,160,000.00
7	IMF Value Adjustment	4,871,051,042.58	0.00	4,871,051,042.58	0.00	0.00	0	4,871,051,042.58
	Total of IMF Value Adjustment	4,871,051,042.58	0.00	4,871,051,042.58	0.00	0.00	0.00	4,871,051,042.58
8	Treasury Bills-364 days interest based	21,468,932,474.25	0.00	21,468,932,474.25	163,421,513.99	5,449,000,000.00	0	16,019,932,474.25
9	Treasury Bills-364 days discount based	45,111,800,000.00	4,500,000,000.00	49,611,800,000.00	348,391,341.08	6,641,629,765.01	-583,702,34.99	42,911,800,000.00
10	Treasury Bills-182 days discount based	12,659,175,000.00	5,000,000,000.00	17,659,175,000.00	119,840,169.82	3,140,937,340.00	-906,266.00	14,509,175,000.00
11	Treasury Bills-91 days discount based	40,618,200,000.00	11,000,000,000.00	51,618,200,000.00	306,846,785.23	9,000,000,000.00	0	42,618,200,000.00
12	Treasury Bills-28 days discount based	0.00	0.00	0.00	0.00	0.00	0	0.00
	Total of Treasury Bills	119,858,107,474.25	20,500,000,000.00	140,358,107,474.25	938,499,810.12	24,231,567,105.01	-67,432,894.99	116,059,107,474.25
13	National Loan Commission	0.00	0.00	0.00	69,916,052.51	69,916,052.51	0	0.00
	Total of National Loan Commission	0.00	0.00	0.00	69,916,052.51	69,916,052.51	0.00	0.00
	Grand Total	201,656,839,516.83	87,774,515,000.00	289,431,354,516.83	5,362,100,620.19	50,334,947,105.01	-67,432,894.99	239,028,974,516.83

*For principal adjustment of Treasury Bills when principal is repaid.

Government of Nepal
Ministry of Finance
Financial Comptroller General Office
Debt Management Section
Financial Statement of Domestic Borrowing (Loanwise)

Fiscal Year: 2072/73

Rastriya Bachat Patra

S.N.	Loan Code	Date Of Issue	Date Of Payment	Interest Rate %	Opening loan balance	New loan issue in current Fiscal Year	Total Loan	Payment during current fiscal year		Adjustment	Outstanding loan upto the end of current Fiscal Year	
								Interest	Principal			Total
1	2072	2067/10/06	2072/10/06	9.75	4,000,000,000.00		4,000,000,000.00	392,250,450.00	4,000,000,000.00	4,392,250,450.00	0	0.00
2	2073	2068/03/26	2073/03/26	10	6,680,000,000.00		6,680,000,000.00	668,000,000.00	6,680,000,000.00	7,348,000,000.00	0	0.00
3	2072ka	2068/12/29	2072/12/29	9	1,500,000,000.00		1,500,000,000.00	135,000,000.00	1,500,000,000.00	1,635,000,000.00	0	0.00
4	2073ka	2069/03/20	2073/03/20	9	3,500,000,000.00		3,500,000,000.00	315,000,000.00	3,500,000,000.00	3,815,000,000.00	0	0.00
5	2075	2070/09/18	2075/09/18	8	906,480,000.00		906,480,000.00	72,518,400.00	906,480,000.00	72,518,400.00	0	906,480,000.00
				Total	16,586,480,000.00		16,586,480,000.00	1,582,768,850.00	15,680,000,000.00	17,262,768,850.00	0	906,480,000.00

Government of Nepal
Ministry of Finance
Financial Comptroller General Office
Debt Management Section
Financial Statement of Domestic Borrowing (Loanwise)

Fiscal Year: 2072/73

Nagarik Bachat Patra

S.N.	Loan Code	Date Of Issue	Date Of Payment	Interest Rate %	Opening loan balance	New loan issue in current Fiscal Year	Total Loan	Payment during current fiscal year		Adjustment	Outstanding loan upto the end of current Fiscal Year
								Interest	Principal		
1	2072	2062/11/23	2072/11/23	6	250,000,000.00	0.00	250,000,000.00	15,000,000.00	250,000,000.00	0	0.00
2	2075	2063/10/03	2075/10/03	6	340,180,000.00	0.00	340,180,000.00	20,410,800.00	20,410,800.00	0	340,180,000.00
3	2071	2064/07/21	2071/07/21	6.5	0.00	0.00	0.00	0.00	0.00	0	0.00
4	2071ka	2064/09/09	2071/09/09	6.5	0.00	0.00	0.00	0.00	0.00	0	0.00
5	2069	2065/03/15	2069/03/15	7.75	0.00	0.00	0.00	0.00	0.00	0	0.00
6	2070	2065/09/28	2070/09/28	8	0.00	0.00	0.00	0.00	0.00	0	0.00
7	2071Kha	2066/03/24	2071/03/24	9	0.00	0.00	0.00	0.00	0.00	0	0.00
8	2069ka	2066/11/20	2069/11/20	9.5	0.00	0.00	0.00	0.00	0.00	0	0.00
9	2070 ka	2067/02/20	2070/02/20	9.5	0.00	0.00	0.00	0.00	0.00	0	0.00
10	2074	2069/01/28	2074/01/28	9.5	126,566,000.00	0.00	126,566,000.00	12,023,770.00	12,023,770.00	0	126,566,000.00
11	2077	2072/03/01	2077/03/01	8	2,339,430,000.00	0.00	2,339,430,000.00	187,154,400.00	187,154,400.00	0	2,339,430,000.00
12	2077ka	2072/12/28	2077/12/28	8	0.00	5,000,000,000.00	5,000,000,000.00	16,194,832.56	16,194,832.56	0	5,000,000,000.00
Total					3,056,176,000.00	5,000,000,000.00	8,056,176,000.00	250,783,802.56	250,000,000.00	0	7,806,176,000.00

Government of Nepal
Ministry of Finance
Financial Comptroller General Office
Debt Management Section
Financial Statement of Domestic Borrowing (Loanwise)

Fiscal Year: 2072/73

Development Bond

S.N.	Loan Code	Date Of Issue	Date Of Payment	Interest Rate %	Opening loan balance	New loan issue in current Fiscal Year	Total Loan		Payment during current fiscal year		Adjustment	Outstanding loan upto the end of current Fiscal Year
							Interest	Principal	Interest	Principal		
1	2072	2060/03/20	2070/03/20	6.75	0.00	0.00	0.00	0.00	0.00	0.00	0	0.00
2	2071	2061/03/24	2071/03/24	5	0.00	0.00	0.00	0.00	0.00	0.00	0	0.00
3	2072	2062/11/09	2072/11/09	6	750,000,000.00	750,000,000.00	45,000,000.00	750,000,000.00	795,000,000.00	0	0	0.00
4	2075	2063/08/12	2075/08/12	6.5	1,200,000,000.00	1,200,000,000.00	78,000,000.00	78,000,000.00	78,000,000.00	0	0	1,200,000,000.00
5	2075ka	2063/11/29	2075/11/29	6.5	2,100,000,000.00	2,100,000,000.00	136,500,000.00	136,500,000.00	136,500,000.00	0	0	2,100,000,000.00
6	2076	2064/03/21	2076/03/21	6.5	2,200,000,000.00	2,200,000,000.00	143,000,000.00	143,000,000.00	143,000,000.00	0	0	2,200,000,000.00
7	2076ka	2064/07/29	2076/07/29	6.5	900,000,000.00	900,000,000.00	58,500,000.00	58,500,000.00	58,500,000.00	0	0	900,000,000.00
8	2076kha	2064/09/03	2076/09/03	6.5	1,040,000,000.00	1,040,000,000.00	67,600,000.00	67,600,000.00	67,600,000.00	0	0	1,040,000,000.00
9	2076ga	2064/09/23	2076/09/23	6.5	460,000,000.00	460,000,000.00	29,900,000.00	29,900,000.00	29,900,000.00	0	0	460,000,000.00
10	2072ka	2064/12/19	2072/12/19	7.5	1,500,000,000.00	1,500,000,000.00	112,500,000.00	1,500,000,000.00	1,612,500,000.00	0	0	0.00
11	2073	2065/03/30	2073/03/30	8	2,170,000,000.00	2,170,000,000.00	173,600,000.00	2,170,000,000.00	2,343,600,000.00	0	0	0.00
12	2071ka	2065/09/20	2071/09/20	8	0.00	0.00	0.00	0.00	0.00	0	0	0.00
13	2071kha	2066/03/16	2071/03/16	9	0.00	0.00	0.00	0.00	0.00	0	0	0.00
14	2073ka	2066/03/28	2073/03/28	9	2,750,000,000.00	2,750,000,000.00	247,500,000.00	2,750,000,000.00	2,997,500,000.00	0	0	0.00
15	2069	2066/10/28	2069/10/28	9	0.00	0.00	0.00	0.00	0.00	0	0	0.00
16	2072kha	2067/02/27	2072/02/27	9	0.00	0.00	0.00	0.00	0.00	0	0	0.00

Government of Nepal
Ministry of Finance
Financial Comptroller General Office
Debt Management Section
Financial Statement of Domestic Borrowing (Loanwise)

Fiscal Year: 2072/73

Development Bond

S.N.	Loan Code	Date Of Issue	Date Of Payment	Interest Rate %	Opening loan balance	New loan issue in current Fiscal Year	Total Loan	Payment during current fiscal year		Adjustment	Outstanding loan upto the end of current Fiscal Year	
								Interest	Principal			
17	2072ga	2067/03/17	2072/03/17	9	0.00	0.00	0.00	0.00	0.00	0	0.00	
18	2072gha	2067/09/16	2072/09/16	9.5	3,000,000,000.00	3,000,000,000.00	3,000,000,000.00	142,500,000.00	3,000,000,000.00	3,142,500,000.00	0	0.00
19	2071ga	2068/02/19	2071/02/19	9.5	0.00	0.00	0.00	0.00	0.00	0.00	0	0.00
20	2070ka	2068/09/28	2070/09/28	8	0.00	0.00	0.00	0.00	0.00	0.00	0	0.00
21	2071gha	2068/12/22	2071/12/22	8.5	0.00	0.00	0.00	0.00	0.00	0.00	0	0.00
22	2072 Nga	2069/02/24	2072/02/24	8.5	0.00	0.00	0.00	0.00	0.00	0.00	0	0.00
23	2075 Kha	2070/08/06	2075/08/06	3.25	3,000,000,000.00	3,000,000,000.00	3,000,000,000.00	97,500,000.00	97,500,000.00	0	3,000,000,000.00	
24	2077	2070/09/08	2077/09/08	3.49	6,000,000,000.00	6,000,000,000.00	6,000,000,000.00	209,400,000.00	209,400,000.00	0	6,000,000,000.00	
25	2077ka	2072/02/17	2077/02/17	4	5,000,000,000.00	5,000,000,000.00	5,000,000,000.00	200,000,000.00	200,000,000.00	0	5,000,000,000.00	
26	2079	2072/02/22	2079/02/22	3.44	5,000,000,000.00	5,000,000,000.00	5,000,000,000.00	172,000,000.00	172,000,000.00	0	5,000,000,000.00	
27	2081	2072/02/29	2081/02/29	3.08	5,000,000,000.00	5,000,000,000.00	5,000,000,000.00	154,000,000.00	154,000,000.00	0	5,000,000,000.00	
28	2082	2072/03/11	2082/03/11	2.99	10,000,000,000.00	10,000,000,000.00	10,000,000,000.00	299,000,000.00	299,000,000.00	0	10,000,000,000.00	
29	2087	2072/03/18	2087/03/18	2.65	5,000,000,000.00	5,000,000,000.00	5,000,000,000.00	132,500,000.00	132,500,000.00	0	5,000,000,000.00	
30	2080	2072/12/01	2080/12/01	3.97	12,000,000,000.00	12,000,000,000.00	12,000,000,000.00	0.00	0.00	0	12,000,000,000.00	
31	2083	2072/12/19	2083/12/19	4.44	13,000,000,000.00	13,000,000,000.00	13,000,000,000.00	0.00	0.00	0	13,000,000,000.00	
32	2085	2073/01/05	2085/01/05	4.74	13,000,000,000.00	13,000,000,000.00	13,000,000,000.00	0.00	0.00	0	13,000,000,000.00	

Government of Nepal
 Ministry of Finance
 Financial Comptroller General Office
 Debt Management Section
Financial Statement of Domestic Borrowing (Loanwise)

Fiscal Year: 2072/73

Development Bond

S.N.	Loan Code	Date Of Issue	Date Of Payment	Interest Rate %	Opening loan balance	New loan issue in current Fiscal Year	Total Loan	Payment during current fiscal year		Adjustment	Outstanding loan upto the end of current Fiscal Year	
								Interest	Principal			Total
33	2086	2073/01/10	2086/01/10	4.94		13,000,000,000.00	13,000,000,000.00		0.00	0	13,000,000,000.00	
34	2088	2073/01/17	2088/01/17	4.94		11,000,000,000.00	11,000,000,000.00		0.00	0	11,000,000,000.00	
				Total	57,070,000,000.00	62,000,000,000.00	119,070,000,000.00	2,499,000,000.00	10,170,000,000.00	12,669,000,000.00	0	108,900,000,000.00

Fiscal Year: 2072/73

Special Loan

S.N.	Loan Code	Date Of Issue	Date Of Payment	Interest Rate %	Opening loan balance	New loan issue in current Fiscal Year	Total Loan	Payment during current fiscal year		Adjustment	Outstanding loan upto the end of current Fiscal Year
								Interest	Principal		
1	2069	2059/09/09	2069/08/09	7	0.00	0.00	0.00		0.00	0	0.00
2	2068ka	2063/01/04	2068/01/04	5	0.00	0.00	0.00		0.00	0	0.00
				Total	0.00	0.00	0.00	0.00	0.00	0	0.00

Government of Nepal
Ministry of Finance
Financial Comptroller General Office
Debt Management Section
Financial Statement of Domestic Borrowing (Loanwise)

Fiscal Year: 2072/73

Foreign Employment Bond

S.N.	Loan Code	Date Of Issue	Date Of Payment	Interest Rate %	Opening loan balance	New loan issue in current Fiscal Year	Total Loan	Payment during current fiscal year		Adjustment	Outstanding loan upto the end of current Fiscal Year	
								Interest	Principal			
1	FESB2072	2067/03/22	2072/03/31	9.75	0.00	0.00	0.00	0.00	0.00	0	0.00	
2	FESB2073	2068/03/12	2073/03/12	10.5	3,380,000.00	3,380,000.00	3,380,000.00	354,900.00	3,380,000.00	3,734,900.00	0	0.00
3	FESB2074	2069/03/28	2074/03/28	10	8,660,000.00	8,660,000.00	8,660,000.00	866,000.00	866,000.00	866,000.00	0	8,660,000.00
4	FESB2075	2070/03/30	2075/03/30	10.5	42,855,000.00	42,855,000.00	42,855,000.00	4,499,775.00	4,499,775.00	4,499,775.00	0	42,855,000.00
5	FESB 2075ka	2070/09/28	2075/09/28	9	26,405,000.00	26,405,000.00	26,405,000.00	2,376,450.00	2,376,450.00	2,376,450.00	0	26,405,000.00
6	FESB 2075kh	2070/12/30	2075/12/30	9	50,010,000.00	50,010,000.00	50,010,000.00	2,250,450.00	2,250,450.00	2,250,450.00	0	50,010,000.00
7	FESB 2077	2072/03/24	2077/03/24	9	83,715,000.00	83,715,000.00	83,715,000.00	8,232,435.00	8,232,435.00	8,232,435.00	0	83,715,000.00
8	2077ka	2072/12/29	2077/12/29	9	82,085,000.00	82,085,000.00	82,085,000.00	723,487.50	723,487.50	723,487.50	0	82,085,000.00
9	FESB2078	2073/01/29	2078/01/29	9	80,000,000.00	80,000,000.00	80,000,000.00	720,968.75	720,968.75	720,968.75	0	80,000,000.00
10	2078ka	2073/03/29	2078/03/29	9	112,430,000.00	112,430,000.00	112,430,000.00	1,167,638.75	1,167,638.75	1,167,638.75	0	112,430,000.00
				Total	215,025,000.00	274,515,000.00	489,540,000.00	21,192,105.00	3,380,000.00	24,572,105.00	0	486,160,000.00

Government of Nepal
Ministry of Finance
Financial Comptroller General Office
Debt Management Section
Financial Statement of Domestic Borrowing (Loanwise)

Fiscal Year: 2072/73

IMF Value Adjustment

S.N.	Loan Code	Date Of Issue	Date Of Payment	Interest Rate %	Opening loan balance	New loan issue in current Fiscal Year	Total Loan	Payment during current fiscal year		Adjustment	Outstanding loan upto the end of current Fiscal Year
								Interest	Principal		
1	NRB 2008AD	2065/03/12	2070/03/11		328,207,209.46		328,207,209.46	0.00	0	0	328,207,209.46
2	NRB 2009AD	2066/04/16	2071/04/16	0	1,097,637,120.86		1,097,637,120.86	0.00	0	0	1,097,637,120.86
3	NRB 2055	2066/05/16	2071/05/16	0	97,942,234.92		97,942,234.92	0.00	0	0	97,942,234.92
4	NRB 2065	2066/05/16	2071/05/16	0	455,387,298.51		455,387,298.51	0.00	0	0	455,387,298.51
5	NRB 2060	2066/05/16	2071/05/16	0	550,603,667.23		550,603,667.23	0.00	0	0	550,603,667.23
6	NRB 2060	2066/05/16	2071/05/16	0	411,949,524.44		411,949,524.44	0.00	0	0	411,949,524.44
7	NRB 2060	2066/05/16	2071/05/16	0	511,626,557.21		511,626,557.21	0.00	0	0	511,626,557.21
8	NRB 2060	2066/05/16	2071/05/16	0	552,235,533.11		552,235,533.11	0.00	0	0	552,235,533.11
9	NRB 2058	2066/05/16	2071/05/16	0	247,084,988.76		247,084,988.76	0.00	0	0	247,084,988.76
10	NRB 2049	2066/05/16	2071/05/16	0	214,946,219.58		214,946,219.58	0.00	0	0	214,946,219.58
11	NRB 2059	2066/05/16	2071/05/16	0	403,430,688.50		403,430,688.50	0.00	0	0	403,430,688.50
	Total				4,871,051,042.58		4,871,051,042.58	0.00	0	0	4,871,051,042.58

Government of Nepal
 Ministry of Finance
 Financial Comptroller General Office
 Debt Management Section
Financial Statement of Domestic Borrowing (Loanwise)

Fiscal Year: 2072/73

National Loan Commission

S.N.	Loan Code	Date Of Issue	Date Of Payment	Interest Rate %	Opening loan balance	New loan issue in current Fiscal Year	Total Loan		Payment during current fiscal year		Adjustment	Outstanding loan upto the end of current Fiscal Year
							Interest	Principal	Interest	Principal		
1	NLC			0	0.00	0.00	0.00	69,916,052.51	69,916,052.51	0	0	0.00
				Total	0.00	0.00	0.00	69,916,052.51	69,916,052.51	0	0	0.00

Government of Nepal
Ministry of Finance
Financial Comptroller General Office
Debt Management Section
Financial Statement of Domestic Borrowing (Loanwise)

Fiscal Year: 2072/73

Treasury Bills

S.N.	LoanCode	Date Of Issue	Date Of Payment	Interest Rate %	Opening loan balance	New loan issue in current Fiscal Year	Total Loan	Discount/ Interest	Adjustment	Payment during current fiscal year		Outstanding loan upto the end of current Fiscal Year
										Interest	Principal	
Treasury Bills-364 days interest based												
1	1270ka	2071/05/24	2072/05/22	0.7612	3,785,148,426.09	0.00	3,785,148,426.09	28,812,549.82	0.00	28,812,549.82	0.00	3,785,148,426.09
	1272ka	2072/05/22	2073/05/21	0.7792	3,785,148,426.09	0.00	3,785,148,426.09	29,493,876.54	0.00	29,493,876.54	0.00	3,785,148,426.09
				Sub-total	3,785,148,426.09	0.00	3,785,148,426.09	58,306,426.36	0.00	58,306,426.36	0.00	3,785,148,426.09
2	1221kha	2071/05/31	2072/05/29	0.7612	5,449,000,000.00	0.00	5,449,000,000.00	82,955,576.00	0.00	82,955,576.00	0.00	5,449,000,000.00
				Sub-total	5,449,000,000.00	0.00	5,449,000,000.00	82,955,576.00	0.00	82,955,576.00	0.00	5,449,000,000.00
3	1245ka	2071/11/19	2072/11/18	0.7612	2,224,057,338.61	0.00	2,224,057,338.61	16,929,524.46	0.00	16,929,524.46	0.00	2,224,057,338.61
	1297ka	2072/11/18	2073/11/17	0.7792	2,224,057,338.61	0.00	2,224,057,338.61	17,329,854.78	0.00	17,329,854.78	0.00	2,224,057,338.61
				Sub-total	2,224,057,338.61	0.00	2,224,057,338.61	34,259,379.24	0.00	34,259,379.24	0.00	2,224,057,338.61
4	1253ka	2072/01/15	2073/01/14	0.7612	2,552,994.60	0.00	2,552,994.60	19,433.39	0.00	19,433.39	0.00	2,552,994.60
	1305ka	2073/01/14	2074/01/12	0.7792	2,552,994.60	0.00	2,552,994.60	19,892.93	0.00	19,892.93	0.00	2,552,994.60
				Sub-total	2,552,994.60	0.00	2,552,994.60	39,326.33	0.00	39,326.33	0.00	2,552,994.60
5	1226ka	2071/07/04	2072/07/03	0.7612	8,835,795,124.95	0.00	8,835,795,124.95	67,258,072.49	0.00	67,258,072.49	0.00	8,835,795,124.95
	1278ka	2072/07/03	2073/07/02	0.7792	8,835,795,124.95	0.00	8,835,795,124.95	68,848,515.61	0.00	68,848,515.61	0.00	8,835,795,124.95
				Sub-total	8,835,795,124.95	0.00	8,835,795,124.95	136,106,588.10	0.00	136,106,588.10	0.00	8,835,795,124.95
6	1227kha	2071/07/11	2072/07/10	0.7612	1,172,378,590.00	0.00	1,172,378,590.00	8,924,145.83	0.00	8,924,145.83	0.00	1,172,378,590.00
	1279kha	2072/07/10	2073/07/09	0.7792	1,172,378,590.00	0.00	1,172,378,590.00	9,135,173.97	0.00	9,135,173.97	0.00	1,172,378,590.00
				Sub-total	1,172,378,590.00	0.00	1,172,378,590.00	18,059,319.80	0.00	18,059,319.80	0.00	1,172,378,590.00
Total of Treasury Bills-364 days interest based					21,468,932,474.25	0.00	21,468,932,474.25	329,726,615.83	0.00	329,726,615.83	0.00	16,019,932,474.25

Government of Nepal
 Ministry of Finance
 Financial Comptroller General Office
 Debt Management Section
Financial Statement of Domestic Borrowing (Loanwise)

Fiscal Year: 2072/73

Treasury Bills

S.N.	LoanCode	Date Of Issue	Date Of Payment	Interest Rate %	Opening loan balance	New loan issue in current Fiscal Year	Total Loan	Discount/Interest	Adjustment	Payment during current fiscal year		Outstanding loan upto the end of current Fiscal Year
										Interest	Principal	
Treasury Bills-364 days discount based												
7												
	1221ka	2071/05/31	2072/05/29	0	875,000,000.00		875,000,000.00	4,999,185.00	0.00	4,999,185.00	0.00	875,000,000.00
	1273ka	2072/05/29	2073/05/28	0	875,000,000.00		875,000,000.00	22,872,350.00	0.00	0.00	0.00	875,000,000.00
				Sub-total	875,000,000.00	0.00	875,000,000.00	27,871,535.00	0.00	4,999,185.00	0.00	875,000,000.00
8												
	1222ka	2071/06/05	2072/06/05	0	1,185,000,000.00		1,185,000,000.00	0.00	0.00	8,713,194.99	0.00	1,185,000,000.00
	1274ka	2072/06/05	2073/06/04	0	1,185,000,000.00		1,185,000,000.00	23,791,915.00	0.00	0.00	0.00	1,185,000,000.00
				Sub-total	1,185,000,000.00	0.00	1,185,000,000.00	23,791,915.00	0.00	8,713,194.99	0.00	1,185,000,000.00
9												
	1223ka	2071/06/14	2072/06/12	0	400,000,000.00		400,000,000.00	5,944,160.00	0.00	5,944,160.00	0.00	400,000,000.00
	1275ka	2072/06/12	2073/06/11	0	400,000,000.00		400,000,000.00	6,894,980.00	0.00	0.00	0.00	400,000,000.00
				Sub-total	400,000,000.00	0.00	400,000,000.00	12,839,140.00	0.00	5,944,160.00	0.00	400,000,000.00
10												
	1227ka	2071/07/11	2072/07/10	0	1,000,000,000.00		1,000,000,000.00	9,514,310.00	0.00	9,514,310.00	0.00	1,000,000,000.00
	1279ka	2072/07/10	2073/07/09	0	1,000,000,000.00		1,000,000,000.00	9,652,350.00	0.00	0.00	0.00	1,000,000,000.00
				Sub-total	1,000,000,000.00	0.00	1,000,000,000.00	19,166,660.00	0.00	9,514,310.00	0.00	1,000,000,000.00
11												
	1228ka	2071/07/18	2072/07/17	0	500,000,000.00		500,000,000.00	4,266,780.00	0.00	4,266,780.00	0.00	500,000,000.00
	1280ka	2072/07/17	2073/07/16	0	500,000,000.00		500,000,000.00	4,620,830.00	0.00	0.00	0.00	500,000,000.00
				Sub-total	500,000,000.00	0.00	500,000,000.00	8,887,610.00	0.00	4,266,780.00	0.00	500,000,000.00
12												
	1229ka	2071/07/25	2072/07/24	0	400,000,000.00		400,000,000.00	2,651,200.00	0.00	2,651,200.00	0.00	400,000,000.00
	1281ka	2072/07/24	2073/07/23	0	400,000,000.00		400,000,000.00	4,028,910.00	0.00	0.00	0.00	400,000,000.00
				Sub-total	400,000,000.00	0.00	400,000,000.00	6,680,110.00	0.00	2,651,200.00	0.00	400,000,000.00

Government of Nepal
Ministry of Finance
Financial Comptroller General Office
Debt Management Section
Financial Statement of Domestic Borrowing (Loanwise)

Fiscal Year: 2072/73

Treasury Bills

S.N.	Loan Code	Date Of Issue	Date Of Payment	Interest Rate %	Opening loan balance	New loan issue in current Fiscal Year	Total Loan	Discount/ Interest	Adjustment	Payment during current fiscal year		Outstanding loan upto the end of current Fiscal Year
										Interest	Principal	
Treasury Bills-364 days discount based												
13	1230ka	2071/08/02	2072/08/01	0	2,000,000,000.00	0.00	2,000,000,000.00	11,665,280.00	0.00	11,665,280.00	0.00	2,000,000,000.00
	1282ka	2072/08/02	2073/07/30	0	2,000,000,000.00	0.00	2,000,000,000.00	19,435,390.00	0.00	0.00	0.00	2,000,000,000.00
				Sub-total	2,000,000,000.00	0.00	2,000,000,000.00	31,100,670.00	0.00	11,665,280.00	0.00	2,000,000,000.00
14	1232ka	2071/08/16	2072/08/15	0	110,000,000.00	0.00	110,000,000.00	507,180.00	0.00	507,180.00	0.00	110,000,000.00
	1284ka	2072/08/15	2073/08/14	0	110,000,000.00	0.00	110,000,000.00	1,321,507.50	0.00	0.00	0.00	110,000,000.00
				Sub-total	110,000,000.00	0.00	110,000,000.00	1,828,687.50	0.00	507,180.00	0.00	110,000,000.00
15	1234ka	2071/09/01	2072/08/29	0	1,500,000,000.00	0.00	1,500,000,000.00	6,773,600.00	0.00	6,773,600.00	0.00	1,500,000,000.00
	1286ka	2072/08/29	2073/08/28	0	1,500,000,000.00	0.00	1,500,000,000.00	13,475,170.01	0.00	0.00	0.00	1,500,000,000.00
				Sub-total	1,500,000,000.00	0.00	1,500,000,000.00	20,248,770.01	0.00	6,773,600.00	0.00	1,500,000,000.00
16	1235ka	2071/09/08	2072/09/07	0	1,625,000,000.00	0.00	1,625,000,000.00	6,314,790.00	0.00	6,314,790.00	0.00	1,625,000,000.00
	1287ka	2072/09/07	2073/09/05	0	1,625,000,000.00	0.00	1,625,000,000.00	14,781,985.00	0.00	0.00	0.00	1,625,000,000.00
				Sub-total	1,625,000,000.00	0.00	1,625,000,000.00	21,096,775.00	0.00	6,314,790.00	0.00	1,625,000,000.00
17	1236ka	2071/09/16	2072/09/14	0	1,450,000,000.00	0.00	1,450,000,000.00	4,497,400.00	0.00	4,497,400.00	0.00	1,450,000,000.00
	1288ka	2072/09/14	2073/09/12	0	1,450,000,000.00	0.00	1,450,000,000.00	13,919,960.00	0.00	0.00	0.00	1,450,000,000.00
				Sub-total	1,450,000,000.00	0.00	1,450,000,000.00	18,417,360.00	0.00	4,497,400.00	0.00	1,450,000,000.00
18	1246ka	2071/11/26	2072/11/25	0	700,000,000.00	0.00	700,000,000.00	15,735,780.00	-7,867,890.00	7,867,890.00	692,132,110.00	700,000,000.00
				Sub-total	700,000,000.00	0.00	700,000,000.00	15,735,780.00	-7,867,890.00	7,867,890.00	692,132,110.00	700,000,000.00
19	1195ka	2070/12/04	2071/12/03	0	1,000,000,000.00	0.00	1,000,000,000.00	6,867,590.00	0.00	0.00	0.00	1,000,000,000.00
	1247ka	2071/12/03	2072/12/02	0	1,000,000,000.00	0.00	1,000,000,000.00	21,999,358.18	-10,999,679.99	10,999,679.99	989,000,320.01	1,000,000,000.00
				Sub-total	1,000,000,000.00	0.00	1,000,000,000.00	28,866,948.18	-10,999,679.99	10,999,679.99	989,000,320.01	1,000,000,000.00

Government of Nepal
Ministry of Finance
Financial Comptroller General Office
Debt Management Section
Financial Statement of Domestic Borrowing (Loanwise)

Fiscal Year: 2072/73

Treasury Bills

S.N.	Loan Code	Date Of Issue	Date Of Payment	Interest Rate %	Opening loan balance	New loan issue in current Fiscal Year	Total Loan	Discount/ Interest	Adjustment	Payment during current fiscal year		Outstanding loan upto the end of current Fiscal Year
										Interest	Principal	
Treasury Bills-364 days discount based												
20	1248ka	2071/12/10	2072/12/09	0	1,800,000,000.00	0.00	1,800,000,000.00	20,838,260.00	0.00	20,838,260.00	0.00	1,800,000,000.00
	1300ka	2072/12/10	2073/12/08	0	1,800,000,000.00	0.00	1,800,000,000.00	23,246,750.00	0.00	23,246,750.00	0.00	1,800,000,000.00
			Sub-total		1,800,000,000.00	0.00	1,800,000,000.00	44,085,010.00	0.00	44,085,010.00	0.00	1,800,000,000.00
21	1249ka	2071/12/17	2072/12/16	0	1,962,500,000.00	0.00	1,962,500,000.00	23,179,525.00	0.00	23,179,525.00	0.00	1,962,500,000.00
	1301ka	2072/12/16	2073/12/15	0	1,962,500,000.00	0.00	1,962,500,000.00	24,526,692.50	0.00	24,526,692.50	0.00	1,962,500,000.00
			Sub-total		1,962,500,000.00	0.00	1,962,500,000.00	47,706,217.50	0.00	47,706,217.50	0.00	1,962,500,000.00
22	1250ka	2071/12/24	2072/12/23	0	360,000,000.00	0.00	360,000,000.00	3,844,830.00	0.00	3,844,830.00	0.00	360,000,000.00
	1302ka	2072/12/23	2073/12/22	0	360,000,000.00	0.00	360,000,000.00	4,697,845.00	0.00	4,697,845.00	0.00	360,000,000.00
			Sub-total		360,000,000.00	0.00	360,000,000.00	8,542,675.00	0.00	8,542,675.00	0.00	360,000,000.00
23	1255ka	2073/01/29	2073/01/28	0	1,290,000,000.00	0.00	1,290,000,000.00	12,552,530.00	0.00	12,552,530.00	0.00	1,290,000,000.00
	1307ka	2073/01/28	2074/01/26	0	1,290,000,000.00	0.00	1,290,000,000.00	7,714,340.00	0.00	7,714,340.00	0.00	1,290,000,000.00
			Sub-total		1,290,000,000.00	0.00	1,290,000,000.00	20,266,870.00	0.00	20,266,870.00	0.00	1,290,000,000.00
24	1208ka	2071/03/03	2072/03/01	0	3,300,000,000.00	0.00	3,300,000,000.00	23,945,139.99	0.00	23,945,139.99	0.00	3,300,000,000.00
	1260ka	2072/03/01	2073/02/22	0	3,300,000,000.00	0.00	3,300,000,000.00	26,478,290.00	0.00	26,478,290.00	0.00	3,300,000,000.00
	1312ka	2073/02/22	2074/02/20	0	3,300,000,000.00	0.00	3,300,000,000.00	22,082,710.00	0.00	22,082,710.00	0.00	3,300,000,000.00
			Sub-total		3,300,000,000.00	0.00	3,300,000,000.00	72,506,139.99	0.00	72,506,139.99	0.00	3,300,000,000.00
25	1209ka	2071/03/10	2072/03/08	0	3,736,700,000.00	0.00	3,736,700,000.00	28,494,894.40	0.00	28,494,894.40	0.00	3,736,700,000.00
	1261ka	2072/03/08	2073/03/07	0	3,736,700,000.00	0.00	3,736,700,000.00	31,074,056.70	0.00	31,074,056.70	0.00	3,736,700,000.00
	1313ka	2073/03/07	2074/03/06	0	3,736,700,000.00	0.00	3,736,700,000.00	26,784,041.60	0.00	26,784,041.60	0.00	3,736,700,000.00
			Sub-total		3,736,700,000.00	0.00	3,736,700,000.00	86,352,992.70	0.00	86,352,992.70	0.00	3,736,700,000.00

Government of Nepal
Ministry of Finance
Financial Comptroller General Office
Debt Management Section
Financial Statement of Domestic Borrowing (Loanwise)

Fiscal Year: 2072/73

Treasury Bills

S.N.	LoanCode	Date Of Issue	Date Of Payment	Interest Rate %	Opening loan balance	New loan issue in current Fiscal Year	Total Loan	Discount/ Interest	Adjustment	Payment during current fiscal year		Outstanding loan upto the end of current Fiscal Year	
										Interest	Principal		Total
Treasury Bills-364 days discount based													
26	1262ka	2072/03/15	2073/03/14	0	12,917,600,000.00	12,917,600,000.00	12,917,600,000.00	98,252,244.40	0.00	98,252,244.40	0.00	12,917,600,000.00	
	1314ka	2073/03/14	2074/03/13	0	12,917,600,000.00	12,917,600,000.00	12,917,600,000.00	92,561,192.80	0.00	0.00	0.00	12,917,600,000.00	
				Sub-total	12,917,600,000.00	12,917,600,000.00	12,917,600,000.00	190,813,437.20	0.00	190,813,437.20	0.00	12,917,600,000.00	
27	1237ka	2071/09/22	2072/09/21	0	1,000,000,000.00	1,000,000,000.00	1,000,000,000.00	2,894,070.00	0.00	2,894,070.00	0.00	1,000,000,000.00	
	1289ka	2072/09/21	2073/09/19	0	1,000,000,000.00	1,000,000,000.00	1,000,000,000.00	9,381,780.00	0.00	0.00	0.00	1,000,000,000.00	
				Sub-total	1,000,000,000.00	1,000,000,000.00	1,000,000,000.00	12,275,850.00	0.00	12,275,850.00	0.00	1,000,000,000.00	
28	1211ka	2071/03/24	2072/03/22	0	4,000,000,000.00	4,000,000,000.00	4,000,000,000.00	18,307,600.00	0.00	18,307,600.00	0.00	4,000,000,000.00	
	1263ka	2072/03/22	2073/03/21	0	4,000,000,000.00	4,000,000,000.00	4,000,000,000.00	48,709,000.00	-24,354,500.00	24,354,500.00	3,975,645,500.00	4,000,000,000.00	
				Sub-total	4,000,000,000.00	4,000,000,000.00	4,000,000,000.00	67,016,600.00	-24,354,500.00	24,354,500.00	3,975,645,500.00	4,000,000,000.00	
29	1219ka	2071/05/18	2072/05/15	0	1,000,000,000.00	1,000,000,000.00	1,000,000,000.00	5,060,220.00	0.00	5,060,220.00	0.00	1,000,000,000.00	
	1271ka	2072/05/15	2073/05/14	0	1,000,000,000.00	1,000,000,000.00	1,000,000,000.00	32,402,080.00	0.00	0.00	0.00	1,000,000,000.00	
				Sub-total	1,000,000,000.00	1,000,000,000.00	1,000,000,000.00	37,462,300.00	0.00	37,462,300.00	0.00	1,000,000,000.00	
30	1243ka	2071/11/06	2072/11/04	0	1,000,000,000.00	1,000,000,000.00	1,000,000,000.00	30,296,330.00	-15,148,165.00	15,148,165.00	984,851,835.00	1,000,000,000.00	
	1298ka	2072/11/27	2073/11/24	0	1,000,000,000.00	1,000,000,000.00	1,000,000,000.00	30,296,330.00	-15,148,165.00	15,148,165.00	984,851,835.00	1,000,000,000.00	
				Sub-total	4,500,000,000.00	4,500,000,000.00	4,500,000,000.00	58,866,270.00	0.00	58,866,270.00	0.00	4,500,000,000.00	
				Sub-total	4,500,000,000.00	4,500,000,000.00	4,500,000,000.00	58,866,270.00	0.00	58,866,270.00	0.00	4,500,000,000.00	
Total of Treasury Bills-364 days discount based					45,111,800,000.00	45,111,800,000.00	45,111,800,000.00	912,722,653.08	-58,370,234.99	348,391,341.08	6,641,629,765.01	42,911,800,000.00	
Total of 364 days treasury bills					66,580,732,474.25	4,500,000,000.00	71,080,732,474.25	1,342,449,268.91	-58,370,234.99	511,812,855.07	12,090,629,765.01	12,602,442,620.08	58,931,732,474.25

Government of Nepal
Ministry of Finance
Financial Comptroller General Office
Debt Management Section
Financial Statement of Domestic Borrowing (Loanwise)

Fiscal Year: 2072/73

Treasury Bills

S.N.	Loan Code	Date of Issue	Date of Payment	Interest Rate %	Opening loan balance	New loan issue in current Fiscal Year	Total Loan	Discount/Interest	Adjustment	Payment during current fiscal year		Outstanding loan upto the end of current Fiscal Year
										Interest	Principal	
Treasury Bills-182 days discount based												
32	197ka	2071/11/26	2072/05/22	0	525,000,000.00	525,000,000.00	2,453,535.00	0.00	2,453,535.00	0.00	2,453,535.00	525,000,000.00
	206ka	2072/08/22	2072/11/25	0	525,000,000.00	525,000,000.00	7,166,850.00	0.00	7,166,850.00	0.00	7,166,850.00	525,000,000.00
	214ka	2072/11/27	2073/05/21	0	525,000,000.00	5,525,000,000.00	30,999,267.50	0.00	30,999,267.50	0.00	30,999,267.50	5,525,000,000.00
			Sub-total		525,000,000.00	5,525,000,000.00	39,719,652.50	0.00	39,719,652.50	0.00	39,719,652.50	5,525,000,000.00
33	198ka	2071/12/03	2072/05/29	0	500,000,000.00	500,000,000.00	2,147,620.00	0.00	2,147,620.00	0.00	2,147,620.00	500,000,000.00
	207ka	2072/05/29	2072/12/02	0	500,000,000.00	500,000,000.00	5,617,580.00	0.00	5,617,580.00	0.00	5,617,580.00	500,000,000.00
	215ka	2072/12/02	2073/05/28	0	500,000,000.00	500,000,000.00	2,878,100.00	0.00	2,878,100.00	0.00	2,878,100.00	500,000,000.00
			Sub-total		500,000,000.00	500,000,000.00	10,643,300.00	0.00	10,643,300.00	0.00	10,643,300.00	500,000,000.00
34	199ka	2071/12/10	2072/06/05	0	500,000,000.00	500,000,000.00	2,147,850.00	0.00	2,147,850.00	0.00	2,147,850.00	500,000,000.00
	208ka	2072/06/05	2072/12/09	0	500,000,000.00	500,000,000.00	4,267,750.00	0.00	4,267,750.00	0.00	4,267,750.00	500,000,000.00
	216ka	2072/12/09	2073/06/04	0	500,000,000.00	500,000,000.00	2,753,560.00	0.00	2,753,560.00	0.00	2,753,560.00	500,000,000.00
			Sub-total		500,000,000.00	500,000,000.00	9,169,160.00	0.00	9,169,160.00	0.00	9,169,160.00	500,000,000.00
35	200ka	2071/12/17	2072/06/12	0	300,000,000.00	300,000,000.00	1,334,940.00	0.00	1,334,940.00	0.00	1,334,940.00	300,000,000.00
	209ka	2072/06/12	2072/12/16	0	300,000,000.00	300,000,000.00	1,974,310.00	0.00	1,974,310.00	0.00	1,974,310.00	300,000,000.00
	217ka	2072/12/16	2073/06/11	0	300,000,000.00	300,000,000.00	1,492,500.00	0.00	1,492,500.00	0.00	1,492,500.00	300,000,000.00
			Sub-total		300,000,000.00	300,000,000.00	4,801,750.00	0.00	4,801,750.00	0.00	4,801,750.00	300,000,000.00
36	194ka	2071/09/01	2072/03/01	0	3,150,000,000.00	3,150,000,000.00	3,722,865.00	0.00	3,722,865.00	0.00	3,722,865.00	3,150,000,000.00
	203ka	2072/03/01	2072/08/29	0	3,150,000,000.00	3,150,000,000.00	18,125,320.00	-9,062,660.00	-9,062,660.00	9,062,660.00	3,140,937,340.00	3,150,000,000.00
			Sub-total		3,150,000,000.00	3,150,000,000.00	21,848,185.00	-9,062,660.00	9,062,660.00	9,062,660.00	3,140,937,340.00	3,150,000,000.00

Government of Nepal
Ministry of Finance
Financial Comptroller General Office
Debt Management Section
Financial Statement of Domestic Borrowing (Loanwise)

Fiscal Year: 2072/73

Treasury Bills

S.N.	Loan Code	Date Of Issue	Date Of Payment	Interest Rate %	Opening loan balance	New loan issue in current Fiscal Year	Total Loan	Discount/ Interest	Adjustment	Payment during current fiscal year		Outstanding loan upto the end of current Fiscal Year
										Interest	Principal	
Treasury Bills-182 days discount based												
37	195ka	2071/09/08	2072/03/08	0	2,650,750,000.00	2,650,750,000.00	2,903,948.50	0.00	0.00	0.00	0.00	2,650,750,000.00
	204ka	2072/03/08	2072/09/07	0	2,650,750,000.00	2,650,750,000.00	7,272,392.50	0.00	0.00	7,272,392.50	7,272,392.50	2,650,750,000.00
	212ka	2072/09/07	2073/03/07	0	2,650,750,000.00	2,650,750,000.00	10,957,037.75	0.00	0.00	10,957,037.75	10,957,037.75	2,650,750,000.00
			Sub-total		2,650,750,000.00	2,650,750,000.00	21,133,378.75	0.00	0.00	18,229,430.25	0.00	2,650,750,000.00
38	196ka	2071/11/06	2072/05/01	0	1,500,000,000.00	1,500,000,000.00	10,091,680.00	0.00	0.00	10,091,680.00	10,091,680.00	1,500,000,000.00
	205ka	2072/05/01	2072/11/04	0	1,500,000,000.00	1,500,000,000.00	25,997,460.00	0.00	0.00	25,997,460.00	25,997,460.00	1,500,000,000.00
	213ka	2072/11/04	2073/04/32	0	1,500,000,000.00	1,500,000,000.00	3,884,950.00	0.00	0.00	0.00	0.00	1,500,000,000.00
			Sub-total		1,500,000,000.00	1,500,000,000.00	39,974,090.00	0.00	0.00	36,089,140.00	0.00	1,500,000,000.00
39	201ka	2072/01/08	2072/07/03	0	2,250,000,000.00	2,250,000,000.00	10,129,744.00	0.00	0.00	10,129,744.00	10,129,744.00	2,250,000,000.00
	210ka	2072/07/03	2073/01/07	0	2,250,000,000.00	2,250,000,000.00	9,407,480.00	0.00	0.00	9,407,480.00	9,407,480.00	2,250,000,000.00
	218ka	2073/01/07	2073/07/02	0	2,250,000,000.00	2,250,000,000.00	20,938,010.00	0.00	0.00	0.00	0.00	2,250,000,000.00
			Sub-total		2,250,000,000.00	2,250,000,000.00	40,475,234.00	0.00	0.00	19,537,224.00	0.00	2,250,000,000.00
40	202ka	2072/02/05	2072/08/01	0	1,283,425,000.00	1,283,425,000.00	4,365,589.17	0.00	0.00	4,365,589.17	4,365,589.17	1,283,425,000.00
	211ka	2072/08/02	2073/02/04	0	1,283,425,000.00	1,283,425,000.00	5,418,691.40	0.00	0.00	5,418,691.40	5,418,691.40	1,283,425,000.00
	219ka	2073/02/04	2073/07/30	0	1,283,425,000.00	1,283,425,000.00	2,791,101.52	0.00	0.00	0.00	0.00	1,283,425,000.00
			Sub-total		1,283,425,000.00	1,283,425,000.00	12,575,382.09	0.00	0.00	9,784,280.57	0.00	1,283,425,000.00
Total of Treasury Bills-182 days discount based												
					12,659,175,000.00	5,000,000,000.00	200,340,132.34	-9,062,660.00	0.00	119,840,169.82	3,140,937,340.00	14,509,175,000.00
Total of 182 days treasury bills												
					12,659,175,000.00	17,659,175,000.00	200,340,132.34	-9,062,660.00	0.00	119,840,169.82	3,140,937,340.00	14,509,175,000.00

Government of Nepal
Ministry of Finance
Financial Comptroller General Office
Debt Management Section

Financial Statement of Domestic Borrowing (Loanwise)

Fiscal Year: 2072/73

Treasury Bills

S.N.	Loan Code	Date Of Issue	Date Of Payment	Interest Rate %	Opening loan balance	New loan issue in current Fiscal Year	Total Loan	Discount/Interest	Adjustment	Payment during current fiscal year		Outstanding loan upto the end of current Fiscal Year	
										Interest	Principal		Total
Treasury Bills-91 days discount based													
41	1251	2072/01/01	2072/03/29	0	100,000,000.00	0	100,000,000.00	7,489,199.98	0.00	0.00	0.00	100,000,000.00	
	1264	2072/03/29	2072/06/26	0	100,000,000.00	0	100,000,000.00	100.00	0.00	100.00	100.00	100,000,000.00	
	1277	2072/06/26	2072/09/28	0	100,000,000.00	0	100,000,000.00	31,800.00	0.00	31,800.00	31,800.00	100,000,000.00	
	1290	2072/09/28	2072/12/30	0	100,000,000.00	0	100,000,000.00	163,070.00	0.00	163,070.00	163,070.00	100,000,000.00	
	1303	2072/12/30	2073/03/28	0	100,000,000.00	3,000,000,000.00	3,100,000,000.00	20,788,600.00	0.00	10,394,300.00	2,510,394,300.00	600,000,000.00	
				Sub-total	100,000,000.00	3,000,000,000.00	3,100,000,000.00	28,472,769.98	0.00	10,589,270.00	2,510,589,270.00	600,000,000.00	
42	1252	2072/01/08	2072/04/05	0	3,000,000,000.00	0	3,000,000,000.00	4,462,726.00	0.00	4,462,726.00	4,462,726.00	3,000,000,000.00	
	1265	2072/04/05	2072/07/03	0	3,000,000,000.00	0	3,000,000,000.00	3,000.00	0.00	3,000.00	3,000.00	3,000,000,000.00	
	1278	2072/07/03	2072/10/05	0	3,000,000,000.00	0	3,000,000,000.00	649,000.00	0.00	649,000.00	649,000.00	3,000,000,000.00	
	1291	2072/10/05	2073/01/07	0	3,000,000,000.00	0	3,000,000,000.00	3,503,250.00	0.00	3,503,250.00	3,503,250.00	3,000,000,000.00	
	1304	2073/01/07	2073/04/04	0	3,000,000,000.00	0	3,000,000,000.00	18,060,300.00	0.00	18,060,300.00	18,060,300.00	3,000,000,000.00	
				Sub-total	3,000,000,000.00	0.00	3,000,000,000.00	26,678,276.00	0.00	8,617,976.00	0.00	8,617,976.00	3,000,000,000.00
43	1253	2072/01/15	2072/04/12	0	500,000,000.00	0	500,000,000.00	743,787.67	0.00	743,787.67	743,787.67	500,000,000.00	
	1266	2072/04/12	2072/07/10	0	500,000,000.00	0	500,000,000.00	911,080.00	0.00	911,080.00	911,080.00	500,000,000.00	
	1279	2072/07/10	2072/10/12	0	500,000,000.00	0	500,000,000.00	78,910.00	0.00	78,910.00	78,910.00	500,000,000.00	
	1292	2072/10/12	2073/01/14	0	500,000,000.00	0	500,000,000.00	353,925.00	0.00	353,925.00	353,925.00	500,000,000.00	
	1305	2073/01/14	2073/04/11	0	500,000,000.00	0	500,000,000.00	1,972,160.00	0.00	1,972,160.00	1,972,160.00	500,000,000.00	
				Sub-total	500,000,000.00	0.00	500,000,000.00	4,059,862.67	0.00	2,087,702.67	0.00	2,087,702.67	500,000,000.00

Government of Nepal
Ministry of Finance
Financial Comptroller General Office
Debt Management Section
Financial Statement of Domestic Borrowing (Loanwise)

Fiscal Year: 2072/73

Treasury Bills

S.N.	LoanCode	Date Of Issue	Date Of Payment	Interest Rate %	Opening loan balance	New loan issue in current Fiscal Year	Total Loan	Discount/Interest	Adjustment	Payment during current fiscal year		Outstanding loan upto the end of current Fiscal Year	
										Interest	Principal		Total
Treasury Bills-91 days discount based													
44	1254	2072/01/22	2072/04/19	0	2,000,000,000.00		2,000,000,000.00	2,975,150.67	0.00	2,975,150.67	0.00	2,975,150.67	2,000,000,000.00
	1267	2072/04/19	2072/07/17	0	2,000,000,000.00		2,000,000,000.00	8,972,275.00	0.00	8,972,275.00	0.00	8,972,275.00	2,000,000,000.00
	1280	2072/07/17	2072/10/19	0	2,000,000,000.00		2,000,000,000.00	2,960,070.00	0.00	2,960,070.00	0.00	2,960,070.00	2,000,000,000.00
	1293	2072/10/19	2073/01/21	0	2,000,000,000.00		2,000,000,000.00	1,277,180.00	0.00	1,277,180.00	0.00	1,277,180.00	2,000,000,000.00
	1306	2073/01/21	2073/04/18	0	2,000,000,000.00		2,000,000,000.00	5,071,250.00	0.00	5,071,250.00	0.00	5,071,250.00	2,000,000,000.00
				Sub-total	2,000,000,000.00	0.00	2,000,000,000.00	21,855,925.67	0.00	21,855,925.67	0.00	21,855,925.67	2,000,000,000.00
45	1255	2072/01/29	2072/04/26	0	850,000,000.00		850,000,000.00	975,000.00	0.00	975,000.00	0.00	975,000.00	850,000,000.00
	1268	2072/04/26	2072/07/24	0	850,000,000.00		850,000,000.00	5,087,510.00	0.00	5,087,510.00	0.00	5,087,510.00	850,000,000.00
	1281	2072/07/24	2072/10/26	0	850,000,000.00		850,000,000.00	924,760.00	0.00	924,760.00	0.00	924,760.00	850,000,000.00
	1294	2072/10/27	2073/01/28	0	850,000,000.00		850,000,000.00	387,645.00	0.00	387,645.00	0.00	387,645.00	850,000,000.00
	1307	2073/01/28	2073/04/25	0	850,000,000.00		3,850,000,000.00	5,385,350.00	0.00	5,385,350.00	0.00	5,385,350.00	3,850,000,000.00
				Sub-total	850,000,000.00	3,000,000,000.00	3,850,000,000.00	12,760,265.00	0.00	12,760,265.00	0.00	12,760,265.00	3,850,000,000.00
46	1256	2071/02/05	2072/05/01	0	2,770,000,000.00		2,770,000,000.00	0.00	0.00	2,828,220.00	0.00	2,828,220.00	2,770,000,000.00
	1269	2072/05/01	2072/08/01	0	2,770,000,000.00		2,770,000,000.00	20,334,145.00	0.00	20,334,145.00	0.00	20,334,145.00	2,770,000,000.00
	1282	2072/08/02	2072/11/04	0	2,770,000,000.00		2,770,000,000.00	3,365,970.00	0.00	3,365,970.00	0.00	3,365,970.00	2,770,000,000.00
	1295	2072/11/04	2073/02/04	0	2,770,000,000.00		2,770,000,000.00	1,362,737.50	0.00	1,362,737.50	0.00	1,362,737.50	2,770,000,000.00
	1308	2073/02/04	2073/04/32	0	2,770,000,000.00		2,770,000,000.00	1,755,680.00	0.00	1,755,680.00	0.00	1,755,680.00	2,770,000,000.00
				Sub-total	2,770,000,000.00	0.00	2,770,000,000.00	26,818,532.50	0.00	26,818,532.50	0.00	26,818,532.50	2,770,000,000.00

Government of Nepal
Ministry of Finance
Financial Comptroller General Office
Debt Management Section
Financial Statement of Domestic Borrowing (Loanwise)

Fiscal Year: 2072/73

Treasury Bills

S.N.	Loan Code	Date of Issue	Date of Payment	Interest Rate %	Opening loan balance	New loan issue in current Fiscal Year	Total Loan	Discount/Interest	Adjustment	Payment during current fiscal year		Outstanding loan upto the end of current Fiscal Year
										Interest	Principal	
Treasury Bills-91 days discount based												
47	1257	2072/02/12	2072/05/08	0	250,000,000.00	0.00	250,000,000.00	246,220.00	0.00	246,220.00	0.00	250,000,000.00
	1270	2072/05/08	2072/08/08	0	250,000,000.00	0.00	250,000,000.00	1,785,030.00	0.00	1,785,030.00	0.00	250,000,000.00
	1283	2072/08/08	2072/11/11	0	250,000,000.00	0.00	250,000,000.00	320,525.60	0.00	320,525.60	0.00	250,000,000.00
	1296	2072/11/11	2073/02/11	0	250,000,000.00	0.00	250,000,000.00	125,350.00	0.00	125,350.00	0.00	250,000,000.00
	1309	2073/02/11	2073/05/07	0	250,000,000.00	5,000,000,000.00	5,250,000,000.00	1,894,840.00	0.00	1,894,840.00	0.00	5,250,000,000.00
					Sub-total		5,250,000,000.00	4,281,965.60	0.00	4,281,965.60	0.00	5,250,000,000.00
48	1259	2072/02/26	2072/05/22	0	4,130,000,000.00	0.00	4,130,000,000.00	3,554,880.00	0.00	3,554,880.00	0.00	4,130,000,000.00
	1272	2072/05/22	2072/08/22	0	4,130,000,000.00	0.00	4,130,000,000.00	22,037,895.00	0.00	22,037,895.00	0.00	4,130,000,000.00
	1285	2072/08/22	2072/11/25	0	4,130,000,000.00	0.00	4,130,000,000.00	5,636,816.50	0.00	5,636,816.50	0.00	4,130,000,000.00
	1298	2072/11/27	2073/02/25	0	4,130,000,000.00	0.00	4,130,000,000.00	8,025,399.00	0.00	8,025,399.00	0.00	4,130,000,000.00
	1311	2073/02/25	2073/05/21	0	4,130,000,000.00	0.00	4,130,000,000.00	613,120.00	0.00	613,120.00	0.00	4,130,000,000.00
					Sub-total		4,130,000,000.00	39,868,110.50	0.00	39,868,110.50	0.00	4,130,000,000.00
49	1247	2071/12/03	2072/03/01	0	4,500,000,000.00	0.00	4,500,000,000.00	9,124,165.00	0.00	9,124,165.00	0.00	4,500,000,000.00
	1260	2072/03/01	2072/05/29	0	4,500,000,000.00	0.00	4,500,000,000.00	2,036,900.00	0.00	2,036,900.00	0.00	4,500,000,000.00
	1273	2072/05/29	2072/08/29	0	4,500,000,000.00	0.00	4,500,000,000.00	40,316,420.00	0.00	40,316,420.00	0.00	4,500,000,000.00
	1286	2072/08/29	2072/12/02	0	2,500,000,000.00	0.00	2,500,000,000.00	2,529,085.00	0.00	2,529,085.00	0.00	2,500,000,000.00
	1299	2072/12/02	2073/02/32	0	2,500,000,000.00	0.00	2,500,000,000.00	6,224,535.00	0.00	6,224,535.00	0.00	2,500,000,000.00
	1312	2073/02/32	2073/05/28	0	2,500,000,000.00	0.00	2,500,000,000.00	169,050.00	0.00	169,050.00	0.00	2,500,000,000.00
					Sub-total		4,500,000,000.00	60,520,155.00	0.00	60,520,155.00	0.00	4,500,000,000.00
					Sub-total		4,500,000,000.00	31,008,730.00	0.00	31,008,730.00	0.00	4,500,000,000.00
							2,000,000,000.00	2,000,000,000.00	0.00	2,000,000,000.00	0.00	2,500,000,000.00

Government of Nepal
 Ministry of Finance
 Financial Comptroller General Office
 Debt Management Section
Financial Statement of Domestic Borrowing (Loanwise)

Fiscal Year: 2072/73

Treasury Bills

S.N.	LoanCode	Date Of Issue	Date Of Payment	Interest Rate %	Opening loan balance	New loan issue in current Fiscal Year	Total Loan	Discount/ Interest	Adjustment	Payment during current fiscal year		Outstanding loan upto the end of current Fiscal Year
										Interest	Principal	
Treasury Bills-91 days discount based												
50	1261	2072/03/08	2072/06/05	0	8,230,000,000.00	8,230,000,000.00	4,907,419.99	0.00	4,907,419.99	4,907,419.99	8,230,000,000.00	
	1274	2072/06/05	2072/09/07	0	8,230,000,000.00	8,230,000,000.00	29,135,152.00	0.00	29,135,152.00	29,135,152.00	8,230,000,000.00	
	1287	2072/09/07	2072/12/09	0	8,230,000,000.00	8,230,000,000.00	12,586,145.50	0.00	12,586,145.50	12,586,145.50	8,230,000,000.00	
	1300	2072/12/10	2073/03/07	0	8,230,000,000.00	8,230,000,000.00	21,839,160.00	0.00	21,839,160.00	21,839,160.00	8,230,000,000.00	
			Sub-total		8,230,000,000.00	8,230,000,000.00	68,467,877.49	0.00	68,467,877.49	0.00	8,230,000,000.00	
51	1250	2071/12/24	2072/03/22	0	3,060,000,000.00	3,060,000,000.00	3,606,720.00	0.00	3,606,720.00	3,606,720.00	3,060,000,000.00	
	1263	2072/03/22	2072/06/19	0	3,060,000,000.00	3,060,000,000.00	132,800.00	0.00	132,800.00	132,800.00	3,060,000,000.00	
	1276	2072/06/19	2072/09/21	0	3,060,000,000.00	3,060,000,000.00	3,313,430.00	0.00	3,313,430.00	3,313,430.00	3,060,000,000.00	
	1289	2072/09/21	2072/12/23	0	3,060,000,000.00	3,060,000,000.00	4,423,590.00	0.00	4,423,590.00	4,423,590.00	3,060,000,000.00	
	1302	2072/12/23	2073/03/21	0	3,060,000,000.00	3,060,000,000.00	16,658,610.00	0.00	16,658,610.00	16,658,610.00	3,060,000,000.00	
			Sub-total		3,060,000,000.00	3,060,000,000.00	27,935,150.00	0.00	27,935,150.00	16,099,125.00	2,500,000,000.00	
52	1258	2072/02/19	2072/05/15	0	228,200,000.00	228,200,000.00	223,471.80	0.00	223,471.80	223,471.80	228,200,000.00	
	1271	2072/05/15	2072/08/15	0	228,200,000.00	228,200,000.00	1,136,758.20	0.00	1,136,758.20	1,136,758.20	228,200,000.00	
	1284	2072/08/15	2072/11/18	0	228,200,000.00	228,200,000.00	350,203.40	0.00	350,203.40	350,203.40	228,200,000.00	
	1297	2072/11/18	2073/02/18	0	228,200,000.00	228,200,000.00	108,171.40	0.00	108,171.40	108,171.40	228,200,000.00	
	1310	2073/02/18	2073/05/14	0	228,200,000.00	228,200,000.00	51,345.00	0.00	51,345.00	51,345.00	228,200,000.00	
			Sub-total		228,200,000.00	228,200,000.00	1,869,949.80	0.00	1,818,604.80	0.00	1,818,604.80	
			Sub-total		0.00	0.00	0.00	0.00	0.00	0.00	228,200,000.00	

Government of Nepal
Ministry of Finance
Financial Comptroller General Office
Debt Management Section

Financial Statement of Domestic Borrowing (Loanwise)

Fiscal Year: 2072/73

Treasury Bills

S.N.	Loan Code	Date Of Issue	Date Of Payment	Interest Rate %	Opening loan balance	New loan issue in current Fiscal Year	Total Loan	Discount/ Interest	Adjustment	Payment during current fiscal year		Outstanding loan upto the end of current Fiscal Year
										Interest	Principal	
Treasury Bills-91 days discount based												
53	1262	2072/03/15	2072/06/12	0	11,000,000,000.00		11,000,000,000.00	4,613,300.00	0.00	4,613,300.00		11,000,000,000.00
	1275	2072/06/12	2072/09/14	0	11,000,000,000.00		11,000,000,000.00	58,108,020.00	0.00	29,054,010.00	2,000,000,000.00	9,000,000,000.00
	1288	2072/09/14	2072/12/16	0	9,000,000,000.00		9,000,000,000.00	17,406,320.00	0.00	17,406,320.00		9,000,000,000.00
	1301	2072/12/16	2073/03/14	0	9,000,000,000.00		9,000,000,000.00	23,901,090.00	0.00	23,901,090.00		9,000,000,000.00
					11,000,000,000.00	0.00	11,000,000,000.00	104,028,730.00	0.00	74,974,720.00	2,000,000,000.00	9,000,000,000.00
Sub-total												
Total of Treasury Bills-91 days discount based					40,618,200,000.00	11,000,000,000.00	51,618,200,000.00	427,617,570.21	0.00	306,846,785.23	9,000,000,000.00	9,306,846,785.23
Total of 91 days treasury bills					40,618,200,000.00	11,000,000,000.00	51,618,200,000.00	427,617,570.21	0.00	306,846,785.23	9,000,000,000.00	9,306,846,785.23
Grand Total					119,858,107,474.25	20,500,000,000.00	140,358,107,474.25	1,870,406,971.46	-67,432,894.99	938,499,810.12	24,231,567,105.01	116,059,107,474.25

Financial Comptroller General Office
Status of Share Investment As of FY 2015/16 (2072/73)

a. Share investment as of Share Type(Rs in Millions)

S.N.	Type of Share	Up To FY 013/14	Up FY 2014/15	FY 2015/16	FY 2015/16 Adjustment	Up to FY 2015/16	Percentage
1	Primary Share	113841.65	128645.85	12551.90	3221.48	144419.24	90.96
2	Preference Share	10,576.75	9789.75	0		9,789.75	6.17
3	Share in International Organizations	2402.90	4389.33	175.86		4565.19	2.88
	Total	126821.31	142824.93	*12727.76	3221.48	158774.18	100.00

* The amount includes the under-reported in Share Investment of NPR. 26.98 million in the TSA system. According to the TSA system, the Share Investment amount for the FY 2015/16 is NPR.12700.79 million.

b. Share investment as of Organization formulation Acts(Rs in Millions)

S.N.	Act	No. of Org.	Up FY 2014/15	FY 2015/16 With Adjustment	Up to FY 2015/16
1	Communication Act	2	2,332.14	270.00	2602.14
2	Company Act	68	30,644.25	1276.51	31920.76
3	Cooperative Act	2	11.13	-	11.13
4	Public Enterprises Act	6	2,922.13	482.83	3404.96
5	Industrial Development provisioned Act	2	123.34	196.17	319.51
6	Special Acts	20	102,387.69	13547.88	115935.57
7	Other Various Acts	7	14.91	0	14.91
8	International Organizations Share	2	4,389.34	175.86	4565.20
	Total	107	142,824.93	15949.25	158774.18

Note: Share investment on IMF and SAARC Development Fund is included in International Organizations Share.

c. Share investment on the basis of Organizations Existence(Rs in Millions)

S.N.	Particulars	No. of Org.	Up to FY 2014/15	FY 2015/16	Up to FY 2015/16	Percentage
1	Existing Organizations	78	142170.24	15949.25	158119.49	99.06
2	Non-Existing Organizations	29	654.69	-	654.70	0.40
	Total	107	142824.93	15949.25	158774.19	100.00

d. Ten Organizations Having Higher Share Investment

(Rs. in Millions)

S.N.	Organizations	Loan
1.	Nepal Electricity Authority	69118.48
2.	Nepal Civil Aviation Authority	20820.96
3.	Nepal Telicom	13724.21
4.	Rastriya Banija Bank	8588.97
5.	Hydro Development And Investment Company Limited	50000.00
6.	Saarc Development Fund	2688.38
7.	Nepal Bank Limited	4043.60
8.	Agriculture Development Bank	8139.80
9.	Udayapur Cement	3648.10
10.	Nepal Rastra Bank	3350.00

Financial Comptroller General Office
Status of Loan Investment As of FY 2015/16 (2072/73)

a. Total Loan investment Status*(Rs in Millions)*

S.N.	particulars	Up To FY 013/14	Up To FY 2014/15	FY 2015/16	Up to FY 2015/16	Percentage
1	Internal Loan	48,814.33	65357.21	19147.94	84505.15	38.55
2	External Loan	81722.08	120174.90	1369.63	121544.53	55.45
	Direct payment	4,901.11	4901.11	4272.01	13,153.62	6.00
	Total	135437.52	190433.22	24789.58	219203.30	100.00

* The amount excludes the over-reported in Loan Investment of NPR. 26.98 million in the TSA system. According to the TSA system, the Loan investment amount for the FY 2015/16 is NPR. 24816.56 million.

b. Status of Principal and Interest Repayment*(Rs in Millions)*

Type of Loan	Type of Repayment	Up To FY 013/14	Up To FY 2014/15	FY 2015/16	Up to FY 2015/16	Percentage
Internal Loan	Principal Repayment	3,638.37	4,251.95	13286.42	17538.37	19.83
	Interest Received	2,133.71	2,994.26	2233.68	5227.93	5.91
	Total	5,772.07	7,246.21	15520.11	22766.31	25.74
External Loan	Principal Repayment	32,670.63	34,138.63	407.59	34564.22	39.06
	Interest Received	29,194.23	30,274.36	857.21	31131.57	35.20
	Total	61,864.86	64,412.99	1264.81	65677.80	74.26
Total	Principal Repayment	36,308.99	38,390.58	13694.02	52084.60	58.89
	Interest Received	31,327.93	33,268.62	3090.89	36359.51	41.11
Grand Total		67636.93	71659.19	16784.92	88444.12	100

c. Status of Loan on the basis of organizations existence*(Rs in Millions)*

S.N.	Particulars	Extisting Organizations		Non Existing Organizations		Total
		No.	Amount	No.	Amount	
1	Internal Loan	67	69481.39	17	1,766.12	71247.51
2	External Loan	47	130143.44	6	166.62	130310.06
	Total	114	199624.84	23	1,932.74	201557.58
	Percentage		99.04		0.96	

d. Status of Default Principal and Interest*(Rs in Millions)*

S.N.	Particulars	Default principal	Default Interest	Total	Percentage
1	Internal Loan	11037.25	10335.95	21373.21	19.67
2	External Loan	8484.40	78820.51	87304.91	80.33
	Total	19521.65	89156.46	108678.12	100.00
	Percentage	17.96	82.04	100.00	

Government of Nepal
Ministry of Finance

Financial Comptroller General Office
Status of Repayment from Investment
FY 2015/16 (2072/73)

a. Overall Status of Bonus (Dividend) from Share, Principal Repayment and Interest Received in last 10 years

(Rs in Millions)

S.N.	Fiscal year	Principal	Interest	Bonus	Total
1	2006/07	1,031.33	1,049.78	4,934.11	7,015.22
2	2007/08	1,489.06	746.57	5,025.77	7,261.40
3	2008/09	3,528.82	1,086.19	7,197.36	11,812.37
4	2009/10	1,953.54	446.60	7,350.78	9,750.92
5	2010/11	1,279.51	1,199.06	8,624.63	11,103.19
6	2011/12	187.00	1,735.39	6,206.55	8,128.95
7	2012/13	755.31	526.38	6,614.44	7,896.12
8	2013/14	569.81	1,651.94	6,639.07	8,860.82
9	2014/15	2,081.58	1,940.68	13,531.57	17,553.83
10	2015/16	13694.03	3090.89	14982.87	31767.79
	Grand Total	26,569.99	13,473.48	81,107.15	121,150.61

b. Organization-wise Details of Principal, Interest and Dividend Received in FY 2015/16 (Rs in Millions)

S.N	Organizations Name	Principal	Interest	Dividend	Others	Total
1	Nepal Rastra Bank (Micro Finance Promotion)	31.23	3.53	-	0	34.76
2	Nepal Telicom Authority	0.00	0.00	-	6500.00	6500.00
3	Town Development Fund	15.72	11.34	-	0	27.07
4	Nepal Transportation and Godam Com.	1.6	12.21	0	0	13.81
5	Nepal Reinsurance Co. Limited	-	-	139.99	0	139.99
6	Small Farmer and Cooperative Bank	150.00	30.39	-	0	180.39
7	Rural Micro Finance Development Center	167.99	26.47	-	0	194.46
8	National Cooperative Bank Limited	6.00	3.07	0	0	9.07
9	Agriculture Dev Bank	561.77	135.61	915.81	0	1613.20
10	Butwal Power Company	-	-	30.76	0	30.76
11	Nepal stock Exchange	-	-	29.33	0	29.33
12	Nepal Telecom	-	-	6861.99	0	6861.99
13	Industrial Area Development Limited	-	-	4.21	0	1.83
14	Salt Trading	-	0.75	0	0	0.75
15	Nepal Electricity Authority	0	2040.00	-	0	2040.00
16	Nepal Rastra Bank	-	-	7,000.00	0	7,000.00
17	Nepal Oil Corporation	12641.00	615.35	-	0	13256.35
18	Herbal Production company Limited	24.24	6.70	-	0	30.94
19	Civil Aviation Authority Nepal	94.45	206.19	-	0	300.64
	Total	13694.02	3090.89	14982.86	6500	38,265.34

Government of Nepal
Ministry of Finance
Financial Comptroller General Office
Reimbursement Section
Statement of Ministry wise Outstanding Grant and Loan
FY : 2015/16 (2072/73)

NPR In Million

Ministry Code	Ministry	Outstanding Grant	Outstanding Loan	Total	Remarks
301	Office of Prime Minister and Council of Ministers	1,512.75	0.00	1,512.75	
307	Ministry of Industry	2.22	0.84	3.06	
308	Ministry of Energy	1.28	154.42	155.69	
312	Ministry of Agriculture Development	1,194.46	425.10	1,619.56	
314	Ministry of Home Affairs	14.43	0.00	14.43	
337	Ministry of Physical Infrastructure and Transportation	202.30	115.36	317.66	
335	Ministry of Culture, Tourism and Civil Aviation	66.71	27.77	94.49	
340	Ministry of Women, Children and Social Welfare	162.49	1.77	164.26	
329	Ministry of Forestry and Soil Conservation	630.71	(59.33)	571.38	
330	Ministry of Commerce and Supply	97.09	40.63	137.72	
331	Ministry of Science Technology and Environment	928.74	0.00	928.74	
347	Ministry of Urban Development	439.80	936.70	1,376.51	
349	Ministry of Peace And Reconstruction	(0.14)	-	(0.14)	
350	Ministry of Education	13,346.62	(1,957.40)	11,389.22	
352	Ministry of Cooperation and poverty alleviation	-	214.63	214.63	
358	Ministry of Information and Communication	(34.63)	0.57	(34.06)	
357	Ministry of Irrigation	385.48	1,226.61	1,612.10	
365	Ministry of Federal affairs and local Development	2,467.51	1,672.06	4,139.57	
370	Ministry of Health	730.20	(1,731.25)	(1,001.04)	
371	Ministry of labour and Employment	4.98	-	4.98	
391	National Planning Commission	(2.57)	-	(2.57)	
602	Ministry of Finance-Investment in Public Entities	321.00	11,880.82	12,201.81	
	Unidentified Projects	(45.02)	-	(45.02)	
	Total	22,517.67	14,337.19	36,854.85	

IMF Table 28. Nepal: Summary of Government Budget Operation

NPR. In Million

Fiscal Year	2011/12	2012/13	2013/14	2014/15	2015/16
Total Revenue & Grant and Cash	276963.33	334656.10	406038.02	448331.20	528287.93
Total Revenue	244374.10	296021.15	356620.78	405866.51	481961.68
Tax Revenue	211722.61	259214.94	312441.26	355955.77	421096.39
Other Revenue/Non Tax	32651.49	36806.21	44179.52	49910.74	60865.29
Last years balance and irregularities	2612.42	1921.19	5734.22	6090.46	3277.37
Foreign Grants	29976.81	36713.76	43683.02	36374.23	43048.88
Total Expenditures	294850.72	302053.90	370226.48	428251.11	494548.54
Recurrent Expenditures	243460.00	247455.47	303531.75	339407.60	371297.09
Capital Expenditures	51390.72	54598.43	66694.73	88843.51	123251.45
Overall Balance before Grants	-47864.20	-4111.56	-7871.48	-16294.14	-9309.49
Overall Balance after Grants	-17887.39	32602.20	35811.54	20080.09	33739.39
Financing	-7552.82	25501.35	20888.75	38425.81	-22241.79
Net Internal Loan Investment	11876.69	11796.79	12927.91	26257.39	11122.55
Internal Loan Investment	12063.69	12552.10	13497.72	28338.97	24816.58
Less Internal loan Investment refund	187.00	755.31	569.81	2081.58	13694.03
Net Share Investment	12093.81	8901.81	9451.00	10510.43	12700.79
Domestic share investment	12093.81	5356.55	9412.27	8524.01	11994.01
Domestic share investment Re-fund	0.00	0.00	0.00	0.00	0.00
Foreign Share Investment	0.00	3545.27	38.74	1986.42	706.78
Foreign Share Investment Re-fund	0.00	0.00	0.00	0.00	0.00
External-net Borrowing	1382.43	2597.56	-5228.14	-3404.41	-8811.94
External amottizations	13532.43	14190.08	16724.64	17027.87	18614.73
Less: External Borrowing	12150.00	11592.52	21952.78	20432.28	27426.67
Domestic-Net Browing	-32905.75	2205.19	3737.98	5062.41	-37253.19
Domestic amortization	6626.84	20940.09	25152.45	47429.99	50334.95
Less: Domestic browing	39532.58	18734.90	21414.47	42367.58	87588.14

IMF Table 29. Nepal: Summary of Government Revenue

NRS In Million

Fiscal Year	2011/12	2012/13	2013/14	2014/15	2015/16
Total Revenue	244374.09	296021.15	356620.78	405866.51	481,961.68
Tax Revenue	211722.61	259214.94	312441.26	355955.77	421,096.39
Taxes on income, profit and capital gains	51303.23	64186.69	75613.64	86165.66	114138.00
Tax on property	3588.46	5340.17	6671.12	9399.41	13149.40
Annual Property Tax	29.44	3.74	28.47	21.87	5.10
House and Land Registration	3559.02	5336.43	6642.65	9377.54	13144.30
Tax on goods and services	110561.21	129270.48	157718.40	180025.21	205668.47
VAT	70930.44	83418.37	101104.60	112521.79	122411.94
Excise	30016.14	36234.66	45412.57	53538.19	65776.42
Taxes on specific services	490.29	655.33	873.52	1031.89	1284.11
Taxes on use of goods and on permission to use goods	9124.34	8962.12	10327.70	12933.34	16196.00
Tax on international trade	43390.80	56931.82	67980.49	74841.23	82159.14
Customs and other import duties	40905.97	54327.89	64125.36	70526.68	77822.18
Taxes on exports	861.57	439.10	1066.51	314.56	113.68
Other taxes on international trade and transactions	1623.26	2164.83	2788.62	4000.00	4223.27
Non tax revenue	32651.48	36806.22	44179.52	49910.74	60865.29
Interest	1750.25	527.86	1655.53	1930.01	3110.15
Dividends	9429.76	10843.66	12992.14	13731.72	14983.12
Rent & Royalty	6472.56	6236.88	6027.50	7046.97	8065.69
Sales of Goods	4604.30	5374.14	6297.86	7295.21	8386.83
Administrative Fees	2308.81	5872.91	5347.48	4935.43	5460.16
Penalties Fines & Forfeiture	315.65	338.15	452.76	1254.29	788.92
Voluntary Transfers other than Grants	0.82	5.14	2.37	4.99	3.00
Administrative Fee - Immigration and Tourism	5481.91	6764.23	10527.87	12434.79	12147.80
Other Revenue	2280.13	832.29	870.56	1273.34	7915.56
Capital Revenue	7.29	10.95	5.43	4.01	4.06

Appendix - I

The name and designation of officers of FCGO involved in preparing and completing this report:

S.N.	Name	Designation	Division/Section
1.	Mr. Jagannath Devkota	Joint FCG	Treasury Administration Division
2.	Mr. Anil Shrestha	Deputy FCG	Statistics and Analysis Section
3.	Mr. Tulashi Ram Basnet	Account Officer	„
4.	Mr. Mahendra Kumar Rai	Account Officer	„
5.	Mr. Rakesh Shrestha	Account Officer	„
6.	Sunita Joshi	Computer Officer	„

For Comments, Contact or Mail to:

Statistical Analysis Section
Financial Comptroller General Office
Kathmandu, Nepal

Phone: 01-4429954, Fax: 01-4414651

E-mail: sas@fcgo.gov.np