

# Acknowledgement

It is my pleasure to present overall report on the Consolidated Financial Statement of FY 2017/18 of the Government of Nepal. It is one of the prime job of the FCGO given by Financial Procedure Acts and Regulation. This report is a part of our sincere commitment towards maintaining transparency and accountability in public expenditures and overall PFM system of Nepal. This report briefly discloses Macro Financial Scenario of the Government of Nepal. Furthermore, it also furnishes overall performance of Public Financial Management (PFM) of the Government of Nepal. The province and local level PFM information is stating that as per reported by local level and province government at the reporting time, so the declaring statement of Local and Province are limiting up to provided information by those Governments.

I believe that this report would be useful to all Development Partners, public entities, Researchers, and who are eager to know the facts and figures of Nepalese Public Financial Management System. It also give very fruitful information to the policy maker of the developing policy and implementation in PFM areas for the better reforms.

This publication has become possible with the usage of the existing IT based Financial Management Information System such as Revenue Information Management System (RIMS) & Treasury Single Account (TSA). There is a need of further strengthening the financial management system and TSA system to produce quality and complete report in a timely manner where FCGO will work hard in coming days to maintain and archive those quality and timely required information for dissemination on time.

I would highly appreciate any suggestions and comments on the report, which help us in improving the quality of this report in the coming fiscal Years.

Finally, I would like to appreciate the efforts of my colleagues who have been involved in compiling and preparing this report.

**May, 2019**



**Surya Prasad Gautam**  
Financial Comptroller General



## Table of contents

S.No.	Contents	Page No.
	Acknowledgement	i
	Table of Contents	iii
	List of Table	vii
	List of Figure	viii
	Acronyms	ix
	Executive Summary	1
1	Accounting Policy and Additional Disclosure	2
2	Revenue and Other Income	4
3	Expenditure	6
4	Others	10
	4.1 Ministry-wise Outstanding Advances	11
	4.2 Status of Internal Audit	11
	4.3 Debt	11
	4.4 Outstanding Liabilities for Payment	14
	4.5 Investment on Public Enterprises and Other Organizations	14
	4.6 Treasury Position	17
	4.7 NPSAS	18
5	Highlight of Macro Financial Scenario	19
	5.1 Macro Level Budget Operation	19
	5.2 Allocative Efficiency	25
	5.3 Sources of Funds	26
	5.4 Ratio with Revenue	28
	5.5 Reimbursement	29
	5.6 Debt	30
	5.7 Other Status	33
	5.8 Virements	36
6	Statement of Income and Expenditure(ANNEX-1)	38
7	Comparative Data Sheet	39
	Sheet I(ANNEX-2)	39
	Sheet II(ANNEX-3)	40
8	Financial Management Information Reports	
	Revenue Collection Detail (ANNEX-4)	41

	Function wise Expenditure (ANNEX-5)	43
	Ministry-wise Actual Expenditure (ANNEX-6)	49
	Source Wise Recurrent/Capital Expenditure(ANNEX-7)	51
	Source Wise Expenditure Summary (Recurrent) (ANNEX-8)	56
	Source Wise Expenditure Summary (Capital) (ANNEX-9)	58
	Source Wise Expenditure Summary (Financing) (ANNEX-10)	60
	Function /Priority Wise Expenditure (Fiscal Year : 2017/18) (ANNEX-11)	61
	Financial/Objective Wise Expenditure , (Fiscal Year : 2017/18) (ANNEX-12)	69
	Function Wise Gender Responsive Budget , (Fiscal Year : 2017/18) (ANNEX-13)	77
	Economic Code wise Aggregate Expenditure (Recurrent) (ANNEX-14)	86
	Economic Code wise Aggregate Expenditure( Capital) (ANNEX-15)	128
	Economic Code wise Aggregate Expenditure (Financing) (ANNEX-16)	143
	Votable/Non Votable Final Report (Recurrent) (ANNEX-17)	145
	Votable/Non Votable Final Report (Capital) (ANNEX-18)	147
	Votable/Non Votable Final Report (Financing) (ANNEX-19)	149
	Comparative District Expenditure (ANNEX-20)	150
	District wise Revenue Collection (ANNEX-21)	151
	Summary of Comparative Climate Change Relevance Expenditure (ANNEX-22)	153
	Function wise Climate Change Responsive Budget and Expenditure (ANNEX-23)	154
	Source wise Climate Change Responsive Expenditure (ANNEX-24)	155

	District wise Climate Change Relevance Expenditure (ANNEX-25)	156
	Donor wise Outstanding External Debt & Equivalent (ANNEX-26)	158
	Donor wise Outstanding External Debt (In Commitment Currency , NPR & USD (ANNEX-27)	159
	Outstanding External Debt (Currency Wise Summary) (ANNEX-28)	160
	Monthly Disbursement Summary Of External Debt (ANNEX-29)	161
	Monthly Principal Repayment Summary Of External Debt (ANNEX-30)	162
	Interest Payment Summary Of External Debt Of FY 2017/18 (ANNEX-31)	163
	Loan ID- Wise Outstanding External Debt & Equivalent NPR (ANNEX-32)	164
	Statement Of Annual Disbursement (Disbursing Loan) (ANNEX-33)	174
	Disbursement Statement (ANNEX-34)	176
	Cumulative Disbursements Of External Debt (ANNEX-35)	201
	Cumulative Payment Of External Debt (ANNEX-36)	214
	Cumulative Intrest Payment Of External Debt (ANNEX-37)	227
	Summary of Domestic Borrowing (Loan Typewise): (ANNEX-38)	239
	Financial Statement Of Domestic Borrowing (Loan wise): Rastriya Bachat Patra, Nagarik Bachat Patra, Development Bond, Special Loan, Foreign Employment Loan, IMF Value Adjustment, And National Loan Commission (ANNEX-39)	240
	Status Of Share Investment As Of FY 2017/18 (ANNEX-40)	264
	Status Of Loan Investment As Of FY 2017/18 (ANNEX-41)	265

	Status Of Repayment From Investment As Of FY 2017/18 (ANNEX-42)	266
	Statement of Ministry wise Outstanding Grant and Loan (ANNEX-43)	267
	IMF Table 28, Nepal : Summary of Government Operations (ANNEX-44)	268
	IMF Table 29, Nepal : Government Revenue (ANNEX-45)	269
	Expenditure of Province Treasury for the FY 2017.18(ANNEX-46)	270
	Province Treasury Position for the FY 2017.18(ANNEX-47)	271
	Local Government Treasury Position for the FY 2017.18(ANNEX-48)	272

## List of Tables

Table No.	Description	Page No.
<b>Table 1</b>	Statement of Revenue Collection	4
<b>Table 2</b>	Composition of the Total Revenue Collection	5
<b>Table 3</b>	Actual Government Expenditure	6
<b>Table 4</b>	The Composition of Expenditure	7
<b>Table 5</b>	Sources of Fund	7
<b>Table 6</b>	Expenditure according to the economic classification	8
<b>Table 7</b>	COFOG wise expenditure	9
<b>Table 8</b>	Sector wise Recurrent Expenditure	10
<b>Table 9</b>	Outstanding Advance Amount	11
<b>Table 10</b>	The central level agencies wise outstanding Advance	11
<b>Table 11</b>	Outstanding Total Debt	12
<b>Table 12</b>	Donor Wise Outstanding External Debt	12
<b>Table 13</b>	Amount of Principal Repayment	13
<b>Table 14</b>	Amount of Interest Payment	14
<b>Table 15</b>	Ministry wise outstanding liabilities	14
<b>Table 16</b>	Status of Loan and Share Investment in Various Organizations	15
<b>Table 17</b>	Ratio of major Economic indicators with GDP	19
<b>Table 18</b>	Total Revenue Collection Scenario	22
<b>Table 19</b>	Scenario of Recurrent, Capital & Financing expenditure	23
<b>Table 20</b>	Ratio of Actual Expenditure and Estimated budget	24
<b>Table 21</b>	Sector-wise Expenditure (Percentage on Total Expenditure)	25
<b>Table 22</b>	Source wise Expenditure (Percentage on Total Expenditure)	27
<b>Table 23</b>	Ratio with Revenue	28
<b>Table 24</b>	Reimbursement Statement of Foreign Aid Project	29
<b>Table 25</b>	Debt Ratio	30
<b>Table 26</b>	Debt Servicing Composition	31
<b>Table 27</b>	Ratio of Investment on PE's to Expenditure	32
<b>Table 28</b>	Ratio with Tax Revenue	33
<b>Table 29</b>	Public Expenditure and Budget Execution Review Disbursement Pattern (Total)	34
<b>Table 30</b>	Disbursement Pattern (Recurrent)	35
<b>Table 31</b>	Disbursement Pattern (Capital)	36
<b>Table 32</b>	Budget Virements	37

## List of Figures

<b>Figure No.</b>	<b>Description</b>	<b>Page No.</b>
Figure 1	Ratio of Expenditure to GDP	20
Figure 2	Debt Outstanding to GDP Ratio	20
Figure 3	Annual debt received to GDP Ratio	21
Figure 4	Ratio of Investment on Public Enterprise with GDP	21
Figure 5	Ratio of Actual Foreign Aid Received to GDP	22
Figure 6	Total Revenue Collection Scenario	23
Figure 7	Scenario of Actual Expenditure with Budget	24
Figure 8	Ratio of Actual Expenditure and budget	25
Figure 9	Sector-wise Expenditure (Percentage on Total Expenditure)	26
Figure 10	Source wise Expenditure (Percentage on Total Expenditure)	27
Figure 11	Expenditure to Revenue Ratio	28
Figure 12	Reimbursement Statement of Foreign Aid Project	29
Figure 13	Outstanding Debt Scenario	31
Figure 14	Debt Servicing Composition	32
Figure 15	Ratio of Investment on PE's to Expenditure	33
Figure 16	Ratio with Tax Revenue	34
Figure 17	Budget Virements	36



## Acronyms

BDOD	-	Bilateral Disbursement of Outstanding Debt
COFOG	-	Classification of the Functions of Government
DOD	-	Disbursement of Outstanding Debt
DODE	-	External Disbursement of Outstanding Debt
EGA	-	Expenditure for General Administration
EGGESD	-	Expenditure Good Governance and Effective Service Delivery
EIDTP	-	Expenditure for Inclusive Development and Targeted Programme
EPBBEG	-	Expenditure for Employment Oriented, Poor and Broad Based Economic Growth
EPID	-	Expenditure for Physical Infrastructure Development
EPSBBEG	-	Employment Centric, Poverty Alleviation oriented, Sustainable and Broad Based Economic Growth
ERRR	-	Expenditure for Relief Reconstruction and Reintegration
EST	-	Economic Social Transformation
ETP	-	Expenditure for Targeted Programme
Exp.	-	Expenditure
FCGO	-	Financial Comptroller General Office
FGE	-	Foreign Grant Portion
FLE	-	Foreign Loan Portion
FSSPI	-	Federal Structure Supportive Physical Infrastructure
GDP	-	Gross Domestic Product
GON	-	Government of Nepal
GoNE	-	Government of Nepal Expenditure
IED	-	Inclusive and equitable development
MDOD	-	Multilateral Disbursement of Outstanding Debt
MITS	-	Maintaining for Industry, Trade and Service Sector
NRT	-	Net Resource Transfer
TRC	-	Total Revenue Collection
TB	-	Treasury Bill
TD	-	Total Debt

TE/AB	-	Targeted Expenditure/Annual Budget
TR/ER	-	Targeted Revenue/Estimates of Revenue
TSA	-	Treasury Single Account
TXR	-	Tax Revenue
DECS	-	District Expenditure Control System
DTCO	-	District Treasury Control Office
GFS	-	Government Financial Statics
IMF	-	International Monetary Fund
IDA	-	International Development Fund
OAG	-	Office of the Auditor General
NPSAS	-	Nepal Public Sector Accounting Standard
DSF	-	Debt Sustainability Framework
FY	-	Fiscal Year
NPR	-	Nepalese Rupee
NPRS	-	Nepalese Rupees
Rs	-	Rupees
N/A	-	Not Applicable/Not Available

## Executive Summary

- In the fiscal year (FY) 2017/18, the total revenue collection (tax and non-tax revenue) is NPR. 726,717.6 million (99.5% of the budgeted revenue of NPR. 730,055.57 million) and the total expenditure is NPR. 1,087,279.83 million (85.01% of budgeted expenditure of NPR. 1,278,994.86 million).
- The growth rates of revenue collection and total expenditure are 19.29% and 29.86% respectively for the fiscal year 2017/18 which is 7.11% and 9.45% less than the previous fiscal year growth rates of 26.4% and 39.31% respectively.
- The composition of the total revenue comprises of 90.75% of tax and 9.25% of non-tax revenue for the FY 2017/18 similar to 90.92% of tax and 9.08% of previous FY 2016/17.
- The recurrent, capital, and financing expenditure are 64.1%, 24.9% and 11.00% of the total government expenditure in the FY 2017/18 compared to the previous fiscal year expenditure of 61.94%, 24.93% and 13.13% respectively in each category.
- When compared to the annual budget figures, recurrent, capital, and financing expenditures reckon 86.73%, 80.77% and 85.29% respectively in the FY 2017/18. In the previous FY 2016/17, these figures were 80.03%, 66.92% and 91.71% respectively.
- In the FY 2017/18, 87.9% of the total government expenditure is financed by domestic sources (revenue plus domestic borrowing) whereas 3.62% and 8.48% of total expenditure are financed by foreign grant and loan respectively. In the previous FY 2016/17, these figures were recorded as 88.08%, 4.88% and 7.04% respectively.
- In the FY 2017/18, the consolidated fund has deficit of NPR. 51,803.05 million. That figures were recorded at deficit of NPR 48,575.38 million and surplus NPR 56,040.02 million in the FY 2016/17 and FY 2015/16 respectively.
- In the FY 2017/18, the ratio of total expenditure to GDP is 36.16% which was 31.68% in the FY 2016/17. Similarly, the ratio of total revenue collection to GDP is 24.17% in the FY 2017/18 which was 23.05% in the FY 2016/17.
- In FY 2017/18, Foreign aid mobilization to GDP ratio is 4.30% (grant 1.41% and loan 2.89% to GDP) while domestic borrowing is 4.72% of GDP.
- In the FY 2017/18, the total investment on public enterprise – including both shares and lending – is 2.13% of GDP which was 1.61% in the preceding fiscal year.
- General public services (37.12%) and Economic affairs (35.84%) are the major two sectors which constitutes 72.96% of the total expenditure in the FY 2017/18.
- In the FY 2017/18 the financial equalization grants and conditional grants to the provincial government and local government were 7145 million and 233981 million respectively.

## **1. Accounting Policies & Additional Disclosures**

- The current revenue and expenditure accounting of the government follow cash basis.
- The reported expenditure also includes payment for accrued expenses of the preceding year as per the provision of rules 40(8) & (9) of Financial Procedure Regulation, 2064.
- The amount included in the consolidated financial statement represents only the revenue and expenditure accumulated in consolidated fund as provisioned by Constitution of Nepal.
- The expenditure includes advance amount unsettled during the fiscal year as well as the cheques issued but not presented at bank for payment.
- Fiscal transfers to the sub national governments and grants/subsidies to the public corporations have been recorded as expenditure on release.
- In case of any record discrepancy, the expenditure figure from TSA-DECS (Treasury Single Account-District Expenditure Control System) prevails because TSA-DECS is the base system for recording, verifying, certifying, and internal auditing of accounting records.
- Source wise expenditure reports are extracted from TSA-DECS and reconciliation is carried out accordingly with the line ministries' records wherever possible.
- The non-cash release and expenditure (direct payments, commodity grants and technical assistance by the development partners) are based on the reporting from the concerned line ministries and projects. However, this figures might be underreported as some line ministry/project failed to report on time.
- The release amount from respective DTCOs is treated as expenditure whenever there arises any difference between released and spent amount.
- Expenditure reporting in foreign currency uses prevailing exchange rate on the value date. In the case of missing value date, rate prevailing at the year-end has been used.
- The GoN has developed its financial statistics classification, expenditure/revenue heads and reporting framework in line with the Government Financial Statistics Manual, 2001 IMF. For this, the GoN has also developed some country specific codes for expenditure and revenue.

- Broadly, government expenditures are classified into recurrent, capital, and financing; and expenditure figures have further been classified under ten functional codes consistent with the COFOG (Classification of the Functions of Government) of GFS manual of IMF.
- All types of assistance, grants and subsidies provided by the GoN are treated as the recurrent expenditure category.
- The outstanding advance amount has also been included in to the total expenditure figure.
- Gross Domestic Product (GDP) figure used in this report is at current prices published by the Central Bureau Statistics.
- The financial statistics presented in this report has been audited by the Office of the Auditor General (OAG).
- Supplementary Financial Statement has been submitted to OAG after adjusting direct payments as per request of concerned ministries/projects.
- The financial statement of province and local level government are based on information provided by those governments and they are liable for the accuracy of the data.
- Due to GFS 2001, there are some changes in table formats and statistical presentation, so it differs from previous year. Moreover, some statistics are round up, so it may differ with total. Furthermore Blank or N/A shown in tables refer unavailability of statistics.

## 2. Revenue and Other Income

2.1 In the FY 2017/18, the total revenue collection is NPR 726,717.6 million (an annual growth of 19%). In the preceding FY 2016/17, the growth rate of revenue was 26.4% and average growth rate of revenue collection for the last five years is 19.74%. The revenue collection in the FY 2017/18 is 99.5% of the targeted revenue collection which was 101.14% in the preceding fiscal year of 2016/17. (See table 1)

**Table 1: Statement of Revenue Collection**

	<i>NPR. In Million</i>				
	2013/14	2014/15	2015/16	2016/17	2017/18
<b>Total Revenue</b>	<b>356,620.8</b>	<b>405,866.51</b>	<b>481,961.67</b>	<b>609,179.88</b>	<b>726,717.60</b>
<b>1. Tax Revenue</b>	<b>312,441.26</b>	<b>355,955.77</b>	<b>421,096.39</b>	<b>553,866.48</b>	<b>659,491.50</b>
A) Taxes on Income, Profits and Capital Gains	75,613.64	86165.66	114,138.00	144,846.06	154,790.03
B) Taxes on Payroll and Workforce	2,449.91	2925.85	3,269.78	4,136.94	5,097.75
C) Taxes on Property	6,671.12	9399.41	13,149.40	18,294.03	19,332.33
D) Taxes on Goods and Services	157,718.4	180025.21	205,668.47	278,568.94	348,049.44
E) Taxes on International Trade and Transactions	67,980.49	74841.23	82,159.14	103,058.76	126,865.36
F) Other taxes	2,007.72	2598.41	2,711.61	4,961.76	5,356.59
<b>2. Non Tax Revenue</b>	<b>44,179.52</b>	<b>49,910.74</b>	<b>60,865.29</b>	<b>55,313.40</b>	<b>67,226.10</b>
A) Property Income	20,675.17	22,708.69	26,158.96	27,203.65	33,046.54
B) Sales of Goods and Services	11,645.35	12,230.64	13,846.99	14,635.36	17,174.59
C) Penalties, Fines & Forfeitures	452.76	1,254.29	788.92	745.68	973.38
D) Voluntary Transfers other than Grants	2.37	4.99	3.00	0.9	1.19
E) Miscellaneous Revenue	11,403.86	13,712.13	20,067.41	12,727.80	16,030.40

2.2 In the FY 2017/18, the tax revenue is NPR. 659,491.50 million which is 90.75% of the total revenue collection whereas the total collection of non-tax revenue is NPR. 67,226.10 million (9.25% of total revenue). (See table 2)

**Table 2: Composition of the Total Revenue Collection**

	<i>(In %)</i>				
	2013/14	2014/15	2015/16	2016/17	2017/18
<b>1. Tax Revenue</b>	<b>87.61</b>	<b>87.62</b>	<b>87.37</b>	<b>90.92</b>	<b>90.75</b>
A) Taxes on Income, Profits and Capital Gains	21.20	21.23	23.68	23.78	21.30
B) Taxes on Payroll and Workforce	0.69	0.72	0.68	0.68	0.70
C) Taxes on Property	1.87	2.23	2.73	3.00	2.66
D) Taxes on Goods and Services	44.23	44.36	42.67	45.73	47.89
E) Taxes on International Trade and Transactions	19.06	18.44	17.05	16.92	17.46
F) Other taxes	0.56	0.64	0.56	0.81	0.74
<b>2. Non tax Revenue</b>	<b>12.39</b>	<b>12.30</b>	<b>12.63</b>	<b>9.08</b>	<b>9.25</b>
A) Property Income	5.08	5.60	5.43	4.47	4.55
B) Sales of Goods and Services	3.27	3.01	2.87	2.40	2.36
C) Penalties, Fines & Forfeitures	0.13	0.31	0.16	0.12	0.13
D) Voluntary Transfers other than Grants	0	0	0	0	0.00
E) Miscellaneous Revenue	3.20	3.38	4.16	2.09	2.21
<b>Total</b>	<b>100</b>	<b>100</b>	<b>100</b>	<b>100</b>	<b>100</b>

2.3 Taxes on Goods and Services constitute nearly half of the total revenue (47.89%). Taxes on Income, Profits and Capital Gains and Taxes on International Trade and Transactions comprise 21.30% and 17.46% of the total revenue being second and third largest source of total revenue. (See table 2).

2.4 In the FY 2017/18, NPR.5,522.36 million has been recovered from refund of advances as well as unutilized released amount of previous fiscal years and recovery of irregularities identified by audit. In the preceding FY 2016/17, this figure was NPR. 3,417.86 million.

### 3. Expenditure

- 3.1 The total budget for the FY 2017/18 is NPR. 1,278,994.86 million which is higher by 22% compared to the preceding FY 2016/17. The composition of the national budget is 63% recurrent, 26% capital and 11% financing expenditure.
- 3.2 In the FY 2017/18, the total government expenditure is NPR. 1,087,279.83 million which is 29.86% higher compared to the previous FY 2016/17 total expenditure of NPR. 837,247.79 million.
- 3.3 In FY 2017/18, the government has spent NPR. 696,919.55 million on recurrent, NPR. 270,713.67 million on capital and NPR. 119,646.60 on financing activities. (See table 3)

**Table 3: Actual Government Expenditure**

*NPR. In. Million*

Expenditures Head/FY	Actual Expenditure				
	2013/14	2014/15	2015/16	2016/17	2017/18
Recurrent	303,531.75	339,407.60	371,297.09	518,616.14	696,919.55
Capital	66,694.73	88,843.51	123,251.45	208,748.34	270,713.67
Financing	64,825.81	103,307.25	106,467.04	109,883.31	119,646.60
<b>Total</b>	<b>435,052.29</b>	<b>531,558.36</b>	<b>601,015.58</b>	<b>837,247.79</b>	<b>1,087,279.82</b>

- 3.4 In the FY 2017/18, total expenditure is only 85.01% of estimated budget which is higher compared to the preceding FY 2016/17's 79.82% figure. The actual expenditures on each category of recurrent, capital and financing are 86.73%, 80.77% and 85.29% of the budget respectively which were 80.03%, 66.92% and 91.71% respectively in the previous fiscal year. The average tendency of actual to budgeted expenditure is above 81.65% in the last five fiscal years except for the FY 2015/16 and FY 2016/17.
- 3.5 In the FY 2017/18, the composition of total expenditure is 64.10% recurrent, 24.90% capital and 11.0% financing expenditures which, in FY 2016/17, were at 61.94%, 24.93% and 13.13% respectively. (See table 4)



**Table 4: The Composition of Expenditure***(In %)*

Expenditures Head/FY	Actual Expenditure on Budgeted Expenditure					Ratio of Expenditure on Total Expenditure				
	2013/14	2014/15	2015/16	2016/17	2017/18	2013/14	2014/15	2015/16	2016/17	2017/18
	Recurrent	85.88	85.07	76.67	80.03	86.73	69.8	63.9	61.8	61.94
Capital	78.37	76.09	59.01	66.92	80.77	15.3	16.7	20.5	24.93	24.90
Financing	82.35	100.89	84.28	91.71	85.29	14.9	19.4	17.7	13.13	11.00
<b>Total</b>	<b>84.11</b>	<b>86.00</b>	<b>73.34</b>	<b>79.82</b>	<b>85.01</b>	<b>100</b>	<b>100</b>	<b>100</b>	<b>100</b>	<b>100</b>

3.6 In FY 2017/18, the government's own sources cover about 87.9% of the total expenditure similar to the preceding fiscal year. The rest of the expenditure is financed by foreign grant and loan which covers 3.62% and 8.48% of the total expenditure respectively. (See table 5)

**Table 5: Sources of Fund**

Source	2013/14	2014/15	2015/16	2016/17	2017/18	
	% In Total Expenditure (T.E.)				% in T.E.	Amount (in million)
Government of Nepal	86.16	87.98	86.09	88.08	87.90	955,728.43
Foreign Grants	9.70	7.20	6.58	4.88	3.62	9,318.67
Foreign Loan	4.14	4.82	5.53	7.04	8.48	92,232.72
<b>Total</b>	<b>100</b>	<b>100</b>	<b>100</b>	<b>100</b>	<b>100.0</b>	<b>1,087,279.82</b>

3.7. In FY 2017/18, Grants (including fiscal transfer to subnational governments) comprise the highest share in total expenditure (37.7%) followed by civil works (16.3%) and compensation of employees (10.3%). 11% of the spending is done for the financing activities. (See table 6).

**Table 6: Expenditure according to the economic classification (FY 2017/18)***NPR. In Million*

<b>Expenditure Head</b>	<b>Amount</b>	<b>Ratio to Total Expenditure</b>
<b>Recurrent</b>	<b>696,919.55</b>	<b>64.1%</b>
21000 Compensation of employees	111,483.81	10.3%
22000 Use of goods and services	62,853.75	5.8%
24000 Interest, Services and Bank Commission	16,247.31	1.5%
25000 Subsidies	1,017.02	0.1%
26000 Grants	409,434.53	37.7%
27000 Social Security	95,605.58	8.8%
28000 Other Expenditure	277.54	0.0%
<b>Capital</b>	<b>270,713.67</b>	<b>24.9%</b>
29000 Capital Expenditure	270,713.67	24.9%
29100 Land	28,930.90	2.7%
29200 Building	37,218.49	3.4%
29300 Furniture & Fittings	1,298.56	0.1%
29400 Vehicles	6,614.54	0.6%
29500 Plant & Machinery	9,743.38	0.9%
29600 Civil Works	177,473.65	16.3%
29700 Capital Research & Consultancy	9,434.15	0.9%
<b>Financing</b>	<b>119,646.60</b>	<b>11.0%</b>
31000 Fiscal Policy (L-R)	63,972.77	5.9%
31100 Net Internal Loan	19,195.73	1.8%
31200 Net Investment	44,777.04	4.1%
32000 Liquidity	55,673.83	5.1%
32100 External - Net Borrowing	18,589.22	1.7%
32200 Domestic Net Borrowing	37,084.61	3.4%
<b>Total</b>	<b>1,087,279.83</b>	<b>100.0%</b>

- 3.8 In the FY 2017/18, NPR. 1,066,540.25 million (98% of total expenditure) is channeled via the government's central treasury whereas remaining expenditure are made outside the central treasury such as direct payment by the development partners and grants in-kind.
- 3.9 In the FY 2017/18, the reimbursable and foreign cash grants – that is released through the central treasury – are NPR. 23,732.89 million and NPR. 8,656.62 million respectively.
- 3.10 In the FY 2017/18, the reimbursable and foreign cash loans – that is released through the central treasury – are NPR. 57,660.39 million and NPR 20,761.92 million respectively.
- 3.11 As per the classification of the functions of government (COFOG), the highest shares of the government expenditure are recorded in general public services (37.12%) and economic affairs (35.84%). (See table 7).

**Table 7: COFOG wise expenditure**

*Figure In Percentage*

<b>Expenditure Sector</b>	<b>2013/14</b>	<b>2014/15</b>	<b>2015/16</b>	<b>2016/17</b>	<b>2017/18</b>
General Public Services	25.17	32.76	28.7	24.32	37.12
Defense	7.44	6.24	5.84	5.15	4.42
Public Order and Safety	10.34	6.39	5.79	6.81	4.96
Economic Affairs	25.41	25.99	29.17	34.32	35.84
Environmental Protection	0.59	1.42	1.95	0.76	1.41
Housing and Community amenities	3.28	3.19	3.79	4.90	4.68
Health	6.10	5.54	5.66	5.42	3.30
Recreation, Culture and Religion	0.90	0.63	0.66	0.77	0.48
Education	17.89	15.02	15.09	12.97	4.14
Social Protection	2.88	2.82	3.35	4.58	3.64
<b>Total</b>	<b>100</b>	<b>100</b>	<b>100</b>	<b>100</b>	<b>100</b>

- 3.12 General public services and economic affairs are the major two sectors which altogether covers 69.32% of recurrent expenditure. (See table 8).

**Table 8: Sector wise Recurrent and Capital Expenditure***Figure In Percentage*

<b>Expenditure Sector</b>	<b>Recurrent</b>	<b>Capital</b>
<b>General Public Services</b>	48.22	1.89
<b>Defense</b>	5.47	3.65
<b>Public Order and Safety</b>	6.80	2.41
<b>Economic Affairs</b>	21.10	71.23
<b>Environmental Protection</b>	0.37	2.75
<b>Housing and Community amenities</b>	1.14	15.14
<b>Health</b>	4.17	2.53
<b>Recreation, Culture and Religion</b>	0.67	0.22
<b>Education</b>	6.42	0.09
<b>Social Protection</b>	5.64	0.10
<b>Total</b>	<b>100</b>	<b>100</b>

3.13 In the FY 2017/18, economic affairs cover 71.23% of the total capital expenditure. Housing & community Amenities and Defense are the second and third major capital expenditure categories in total capital expenditure being 15.14% and 3.65% respectively. (See table 8).

#### **4. Others**

The total outstanding advances of the FY 2017/18 is NPR 50766.64 million which comprises of NPR. 4946.96 million of recurrent and NPR. 45819.68 million of capital expenditure. The total outstanding advances was NPR. 52881.97 million in the previous fiscal year. (See table 9)

**Table 9 : Outstanding Advance Amount***NPR. In Million*

<b>Expenditure Type</b>	<b>2012/13</b>	<b>2013/14</b>	<b>2014/15</b>	<b>2015/16</b>	<b>2016/17</b>	<b>2017/18</b>
Recurrent	1700.22	3489.24	5459.61	6064.25	6819.57	4946.96
Capital	7133.74	12188.02	24281.78	26197.54	46062.40	45819.68
<b>Total</b>	<b>8833.96</b>	<b>15677.26</b>	<b>29741.39</b>	<b>32261.79</b>	<b>52881.97</b>	<b>50766.64</b>

#### 4.1. Ministry wise Outstanding Advances

According to the ministry wise outstanding advances, major ten central level agencies sum up more than 97.03% of the total outstanding advances. (See table 10).

**Table 10: The central level agencies wise outstanding Advance***Figure In Percentage*

<b>S.N.</b>	<b>Name of Ministry</b>	<b>Percentage</b>
1	Ministry of Physical Infrastructure and Transport	34.12
2	Ministry of Defence	33.40
3	Ministry of Urban Development	10.87
4	Ministry of Energy, Water Resources and Irrigation	4.89
5	Ministry of Federal Affairs and General Administration	4.14
6	Ministry of Education Science and Technology	3.57
7	Ministry of Home Affairs	2.62
8	Ministry of Health and Population	1.35
9	Ministry of Drinking Water	1.05
10	Ministry of Finance	1.02
	<b>Total</b>	<b>97.03</b>

#### 4.2 Status of Internal Audit

In FY 2017/18, internal audit conducted by district treasury comptroller offices (DTCOs) report NPR 53580.84 million of irregular expenditures which is 4.94% of total released amount of NPR. 108468.20 million from DTCOs.

#### 4.3 Debt

4.3.1 Up to fiscal year 2017/18, total outstanding debt is NPR 915,313.08 million and it was NPR 697,689.44 million in previous fiscal year. In this Fiscal year, total

outstanding debt is increased by 31.19 percent compared to previous year's outstanding debt. Out of the total outstanding debt, internal debt is NPR 391,161.55 million and external debt is NPR 524,151.53 million. Proportion of internal and external debt is 42.74 percent and 57.26 percent respectively and among the total outstanding external debt, bilateral debt is 10.16 percent and multilateral debt is 89.84 percent. (See table 11)

**Table 11: Outstanding Total Debt**

*NPR .In  
Million*

<b>Debt</b>	<b>013/14</b>	<b>2014/15</b>	<b>2015/16</b>	<b>2016/17</b>	<b>2017/18</b>
Internal Debt	206,688.60	201,656.80	239,028.90	283,710.64	391,161.55
External Debt	346,819.10	343,261.80	388,760.30	413,978.80	524,151.53
Bilateral	33224.97	34346.92	36,255.38	37,982.60	53,271.56
Multilateral	313594.12	308914.83	352,507.40	375,996.20	470880.01
Total	553,507.70	544,918.60	627,789.20	697,689.44	915,313.08
Annual Increase/ Decrease (In Percentage)	1.5	-1.55	15.21	11.13	31.19

4.3.2 Out of the total outstanding external debt, major portion of debt is received from International Development Association (IDA) followed by Asian Development Bank (ADB) and Japan which covers about 91 percent of total external debt.(See table 12)

**Table 12: Donor Wise Outstanding External Debt**

*NPR. In Million*

<b>Debt</b>	<b>2013/14</b>	<b>2014/15</b>	<b>2015/16</b>	<b>2016/17</b>	<b>2017/18</b>
<b><u>Bilateral</u></b>	<b>33224.98</b>	<b>34346.92</b>	<b>36255.38</b>	<b>37982.60</b>	<b>53271.55</b>
Austria	161.27	113.21	94.40	67.72	45.66
Belgium	1260.26	982.40	943.94	849.06	854.51
China	4846.47	8731.18	8604.85	7987.90	13133.27
France	1242.37	748.43	615.57	493.80	429.81
India	4803.87	5605.35	6204.23	7204.89	9213.41
Japan	13786.72	11472.21	12839.47	14440.96	22289.88
Korea	6086.95	5708.00	6014.86	5736.02	6072.89
Kuwait	258.35	229.07	216.47	232.19	310.68
Russia	106.48	118.37	-	-	-
Saudi	672.22	638.69	721.59	970.06	921.44

<b>Multilateral</b>	<b>313594.13</b>	<b>308914.83</b>	<b>352507.41</b>	<b>375996.21</b>	<b>470879.98</b>
Asian Development Bank (ADB)	146560.04	140834.95	155907.34	160727.52	190857.65
EEC	442.28	363.43	343.15	310.11	306.71
European Investment Bank (EIB)	-	-	-	87.40	364.42
International Development Association (IDA)	154232.65	155310.87	182,798.11	200455.57	263322.65
International Fund for Agricultural Development (IFAD)	7087.12	6928.17	7,590.20	7635.37	7953.42
Nordic Development Fund (NDF)	2618.15	2268.66	2,326.06	2204.26	2286.31
OPEC Fund for International Development (OFID)	2653.89	3208.75	3,542.55	4575.98	5788.82
<b>Total</b>	<b>346819.11</b>	<b>343261.73</b>	<b>388,762.79</b>	<b>413978.81</b>	<b>524151.53</b>

4.3.3 In FY 2017/18, principal payment made for internal and external debt is NPR 37,084.61 million and NPR. 18,589.22 million respectively. It was NPR. 38,561.40 million and NPR. 22,703.22 million respectively in last fiscal year 2016/17. (See Table 13)

**Table 13: Amount of Principal Repayment**

*NPR. In Million*

<b>Debt</b>	<b>2013/14</b>	<b>2014/15</b>	<b>2015/16</b>	<b>2016/17</b>	<b>2017/18</b>
Internal Debt	25152.45	47429.99	50,334.95	38,561.40	37084.61
External Debt	16,724.64	17041.81	18,614.86*	22,703.22	18589.22
Total	41,877.09	64,471.79	68,130.00	61,264.62	55,673.83
Annual Increase/ Decrease (In Percentage)	19.21	53.92	5.67	-10.08	-9.12

(\* In 2015/16, NPR. 819.80 million includes in external debt as IMF Valuation adjustment)

4.3.4. In this FY 2017/18, total interest payment is NPR 16,247.31 million which was NPR 10,023.70 million in previous FY 2016/17. Expenditure on interest payment has increased by 62.09 percent which was 15.57 percent in the previous fiscal year. (See table 14).

**Table 14: Amount of Interest Payment***NPR.In Million*

<b>Debt</b>	<b>013/14</b>	<b>2014/15</b>	<b>2015/16</b>	<b>2016/17</b>	<b>2017/18</b>
Internal Debt Interest	8672.67	6229.02	5362.16	6760.19	12,386.93
External Debt Interest	3365.20	3036.07	3310.91	3263.51	3860.38
<b>Total</b>	<b>12037.87</b>	<b>9265.1</b>	<b>8673.07</b>	<b>10,023.7</b>	<b>16,247.31</b>
Annual Increase/ Decrease (In Percentage)	-12.37	-23.03	-0.06	15.57	62.09

#### 4.4. Outstanding Liabilities for Payment

The outstanding liability in the FY 2017/18 is NPR 2266.92 million which was NPR. 718.03 million in FY 2016/17. The most ten ministries comprise of around 96.73% of total outstanding liabilities. (See table 15)

**Table 15: Ministry wise outstanding liabilities***Figure In Percentage*

<b>Ministry</b>	<b>Amount</b>	<b>Percentage</b>
Ministry of Physical Infrastructure and Transport	1229.30	52.46
Ministry of Energy, watershed management and irrigation	389.94	16.64
Ministry of Health and Population	140.94	6.01
Ministry of Urban Development	112.75	4.81
Ministry of Defence	106.03	4.52
Ministry of Home affairs	100.06	4.27
Ministry of Federal Affairs and General Administration	72.38	3.09
Ministry of Drinking Water	47.21	2.01
Ministry of Forest and Environment	37.70	1.61
Ministry of Education Science and Technology	30.61	1.31
<b>Total</b>	<b>2266.92</b>	<b>96.73</b>

#### 4.5 Investment on Public Enterprises and Other Organizations

In FY 2017/18, Government of Nepal has made NPR. 61,554.89 million of share/loan investment in 25 public enterprises and 1 international organizations. Till FY 2017/18,



the total accumulated government investment is NPR.437,150.13 million out of which loan investment is NPR. 210,362.56 million (48.12%) and share investment is NPR. 226,787.57 million (51.88%). (See table 16).

**Table 16: Status of Loan and Share Investment in Various Organizations**

(NPR. In Millions)

S.N.	Particular	Up to FY 2016/17	FY 2017/18			Total
			Investment	Adjustment	Principal repayment	
1.	Loan Investment		Investment	Adjustment	Principal repayment	
	a. Internal Loan	91495.83	6551.99	-37.36	2107.88	95902.58
	b. External Loan	105243.13	10196.06	-33.08	946.13	114459.98
	<b>Total Loan</b>	<b>196738.96</b>	<b>16748.05</b>	<b>-70.44</b>	<b>3054.01</b>	<b>210362.56</b>
2.	Share Investment					
	a. Primary	161897.44	44458.75	250.34	0.00	206606.53
	b. Preference	9789.75	0.00	0.00	0.00	9789.75
	c. International Organization	10223.10	168.19	0.00	0.00	10391.29
	<b>Total Share</b>	<b>181910.29</b>	<b>44626.94</b>	<b>250.34</b>	<b>0.00</b>	<b>226787.57</b>
	<b>Grand Total</b>	<b>378649.25</b>	<b>61374.99</b>	<b>179.90</b>	<b>3054.01</b>	<b>437150.13</b>

So far, Government of Nepal has made share investment in 112 different organizations. In FY 2017/18, total share investment figure has increased by 24.67% and reached NPR. 226787.57 million. The share investment is categorized into three groups namely Primary Share, Preference Share and Share in International organization; their proportions are 91.10%, 4.32% and 4.58% respectively. Among the total share investments, about 0.36% (NPR. 654.70 million) is on 29 non-existing organizations. Total 84.20% of share investment has been made in 10 organizations and Nepal Electricity Authority holds the highest portion of it which is as under:

### Ten Organizations Having Higher Share Investment (Rs. in millions)

S.N.	Organizations	Amounts
1	Nepal Electricity Authority	94,375.74
2	Nepal Civil Aviation Authority	38,027.91
3	Nepal Doorsanchar Company Ltd. (Nepal Telecom)	13,724.21
4	Jalabidyut Bikas Tatha Lagani Company Ltd.	10,000.00
5	Rastriya Banijya Bank Ltd.	8,588.97
6	Agriculture Development Bank Ltd.	8,138.80
7	International Monetary Fund	6,587.60
8	Nepal Bank Ltd.	5,003.68
9	Nepal Rastra Bank	3,350.00
10	Nepal Television	3161.20
<b>Total</b>		<b>190,958.11</b>

Similarly, Government of Nepal has made loan investment in 64 different organizations through internal source and in 41 through foreign (grant/loan) sources. In FY 2017/18, total loan investment has increased by 6.92% and reached NPR. 210,362.56 million. The total source of loan investment consists 45.59% of internal source and 54.41% of foreign source. The 23 organizations are not in existence in which the government has made the loan investment which is NPR. 1,932.75 million (0.92% of total loan investment).

Till FY 2017/18, NPR. 58078.83 million principal repayment on loan has been received. In FY 2017/18 only, the principal repayment is NPR. 3,054.01 million which equals 18.23% of total outstanding loan investment NPR. 16,748.05 million while NPR. 3,288.61 has been received as interest in FY 2017/18.

#### Status of Principal and Interest Repayment

(Rs. in millions)

Type of Loan	Type of Repayment	Up to FY 2015/16	Up to FY 2016/17	Up to FY 2017/18
Internal Loan	Principal	820.53	18358.91	20466.79
	Interest	1479.16	6707.09	9947.03
	Total	2299.69	25066.00	30413.82

External Loan	Principal	2119.68	36665.91	37612.04
	Interest	725.47	31857.04	31905.72
	Total	2845.15	68522.95	69517.76
Total	<b>Principal</b>	<b>2940.21</b>	<b>55024.82</b>	<b>58078.83</b>
	<b>Interest</b>	<b>2204.63</b>	<b>38564.13</b>	<b>41852.75</b>
Grand Total		<b>5144.84</b>	<b>93588.95</b>	<b>99931.58</b>

But, some of the organizations are not paying the principal and interest of the loan as per the agreed schedule. Till 2017/18, such default loan and interest amount has reached NPR. 93,370.05 million in which the percentage of principal and interest is 48.95% and 51.05% respectively.

**Status of Default Principal and Interest (Rs. in millions)**

S.N.	Particulars	Default Principal	Default Interest	Total	Remarks
1	Internal Loan	18536.80	11253.59	29790.39	
2	External Loan	27175.03	36404.62	63579.65	
<b>Total</b>		<b>45711.83</b>	<b>47658.21</b>	<b>93369.04</b>	
<b>%</b>		<b>48.95</b>	<b>51.05</b>	<b>100</b>	

**4.6 Treasury Position**

In FY 2017/18, total receipt in the consolidated fund of GoN is NPR. 986,085.88 million which comprises non-financing receipt (tax, non-tax, grant, cash balance deposit and recovery) of NPR. 767,748.03 and financing receipt (borrowing and investment refund) of NPR. 218,337.84. The total disbursement from the consolidated fund is NPR. 1,066,176.76 consisting recurrent, capital, and financing disbursements of NPR. 693,474.86, NPR. 263,531.12, and NPR. 109,170.78 respectively. Also, there is miscellaneous adjustments of NPR. 28,287.82 to the consolidated fund.

There is NPR. 51,803.06 deficit balance for the FY 2017/18. In previous FY 2016/17, the opening consolidated fund balance was negative NPR. 71,261.61 which leads to

the net consolidated fund balance of negative NPR. 123,064.66 at the end of the FY 2017/18. (See Annex 3)

#### **4.7 Nepal Public Sector Accounting Standard (NPSAS) implementation Status**

Nepal Public Sector Accounting Standard (NPSAS) has been developed as a major reform initiative to improve quality and comparability of public sector financial statement. The key objective for adoption of NPSAS is to make public financial statements of GoN compatible with international standards. NPSAS has been approved from GoN (Council of Ministers) on 15<sup>th</sup> Sep, 2008 to be implemented by the central level agencies. All of the 38 federal level economic entities and 7 provinces have succeeded to prepare their NPSAS based Financial Statements of FY 2017/18. This could also be a milestone for implementing the standards in local level of governments in upcoming years.

## 5. Highlights of Macro Financial Scenario

### 5.1. Macro Level Budget Operation

5.1.1. The ratio of total expenditure to GDP<sup>1</sup> is in increasing trend. In FY 2017/18, this ratio is 36.16% which was 31.68% in FY 2016/17. Ratios of recurrent and capital expenditure to GDP has also been increased in the FY 2017/18. In the FY 2013/14, the ratios of recurrent and capital expenditure to GDP was 15.63% and 3.43% which reached to 23.17% and 9% in the FY 2017/18 respectively. (See table 17 and figure 1).

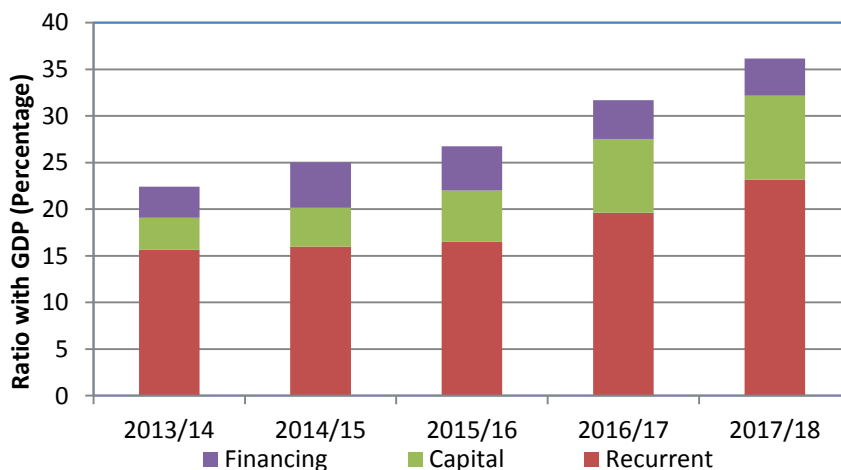
**Table 17: Ratio of major Economic indicators with GDP**

*Figure In percentage*

Particulars	2013/14	2014/15	2015/16	2016/17	2017/18
<b>Expenditure</b>	22.41	25.02	26.74	31.68	36.16
<b>Recurrent</b>	15.63	15.97	16.52	19.63	23.17
<b>Capital</b>	3.43	4.18	5.48	7.90	9.00
<b>Financing</b>	3.34	4.86	4.74	4.16	3.98
<b>Revenue</b>	18.37	19.1	21.45	23.05	24.17
<b>Foreign Loan Receipt</b>	1.09	1.38	1.95	2.20	2.89
<b>Foreign Grant Receipt</b>	2.25	1.71	1.92	1.52	1.41
<b>Total Outstanding Debt</b>	28.51	25.65	27.92	26.41	30.44
<b>Outstanding External Debt</b>	17.86	16.16	17.29	15.67	17.43
<b>Outstanding Internal Debt</b>	10.65	9.49	10.63	10.74	13.01
<b>Total Debt Received</b>	2.12	3.37	5.85	5.54	7.61
<b>Domestic Borrowing</b>	1.03	2.00	3.9	3.34	4.72
<b>Re-payment of External Debt</b>	0.86	0.8	0.83	0.86	0.62
<b>Re-payment of Internal Debt</b>	1.30	2.23	2.24	1.46	1.23
<b>Total Debt Servicing</b>	0.62	0.44	3.45	2.70	2.39
<b>Investment – Share</b>	0.49	0.49	0.57	0.69	1.49
<b>Investment – Loan</b>	0.70	0.86	1.10	0.92	0.64
<b>Total Investment</b>	1.18	1.36	1.67	1.61	2.13

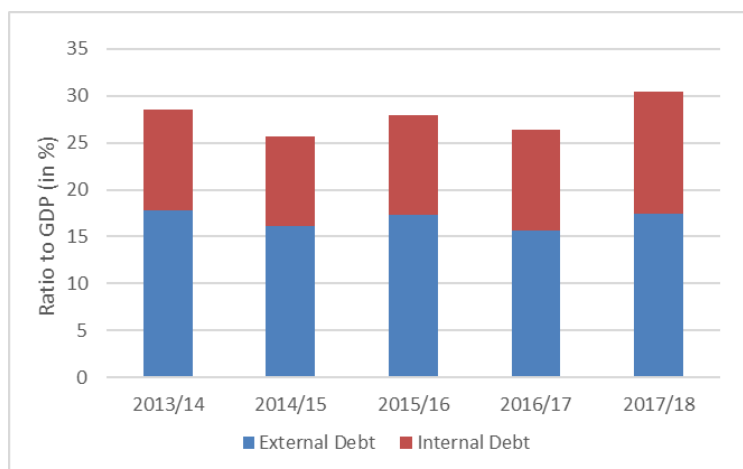
<sup>1</sup> GDP figure used for the calculation is NPR. 3,007,246 million (nominal GDP at producer's price). (Source: Central Bureau Of Statistics)

**Figure 1: Ratio of Expenditure to GDP**



5.1.2. Total outstanding debt to GDP ratio is below 30% except for the FY 2017/18. From FY 2013/14 to FY 2016/17, this ratio is not changed significantly. In FY 2013/14, total outstanding debt to GDP ratio was 28.51 which reached at 30.44 percent in FY 2017/18. The average outstanding debt to GDP ratio is below the average ratio of international scenario. The Debt Sustainability Framework (DSF) indicators and thresholds for debt sustainability i.e. PV debt/GDP ratio ranges between 30 and 50 percent.<sup>2</sup> This ratio shows that there is a lot of fiscal space in debt financing for development. (See figure 2)

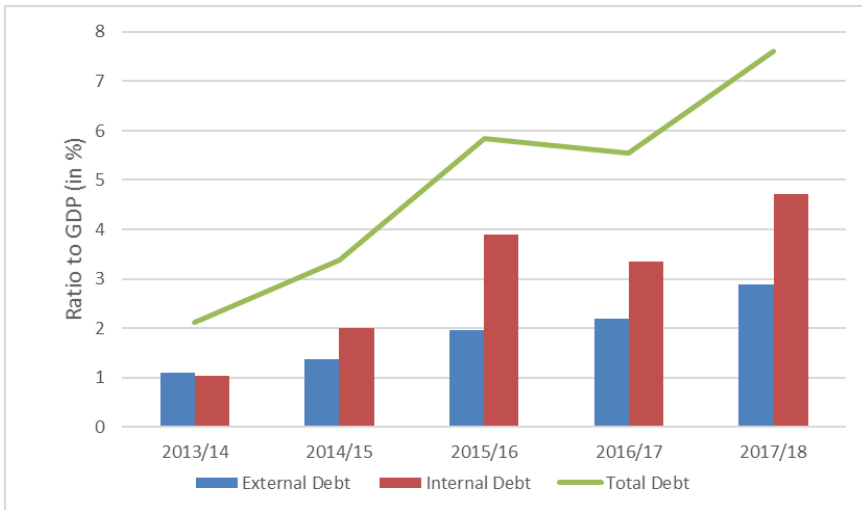
**Figure 2: Debt Outstanding to GDP Ratio**



<sup>2</sup> [www.development-finance.org/.../83-debt](http://www.development-finance.org/.../83-debt)

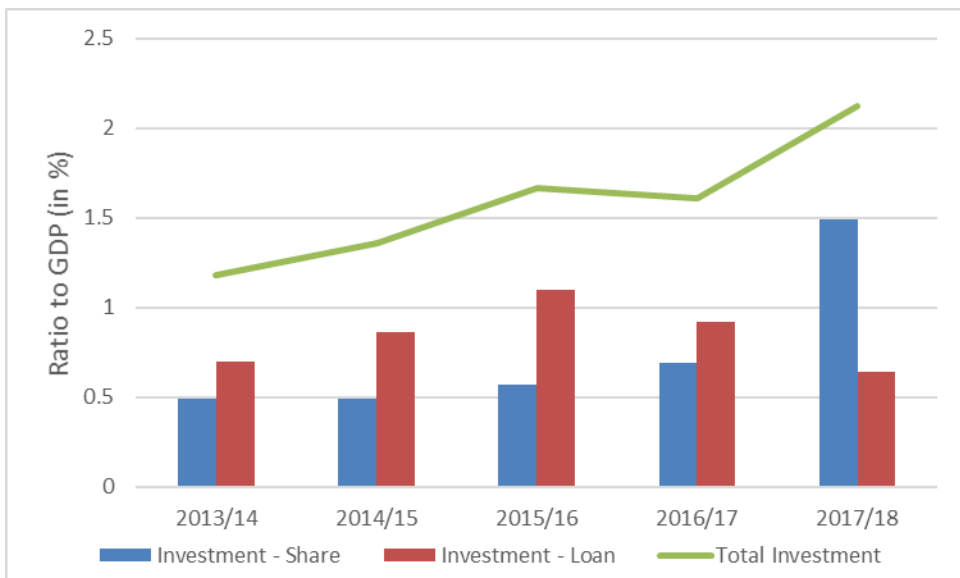
5.1.3. The ratio of total debt received to GDP is in increasing trend which was 2.12% in FY 2013/14 and reached at 7.61% in FY 2017/18. (See figure 3)

**Figure 3: Annual debt received to GDP ratio**



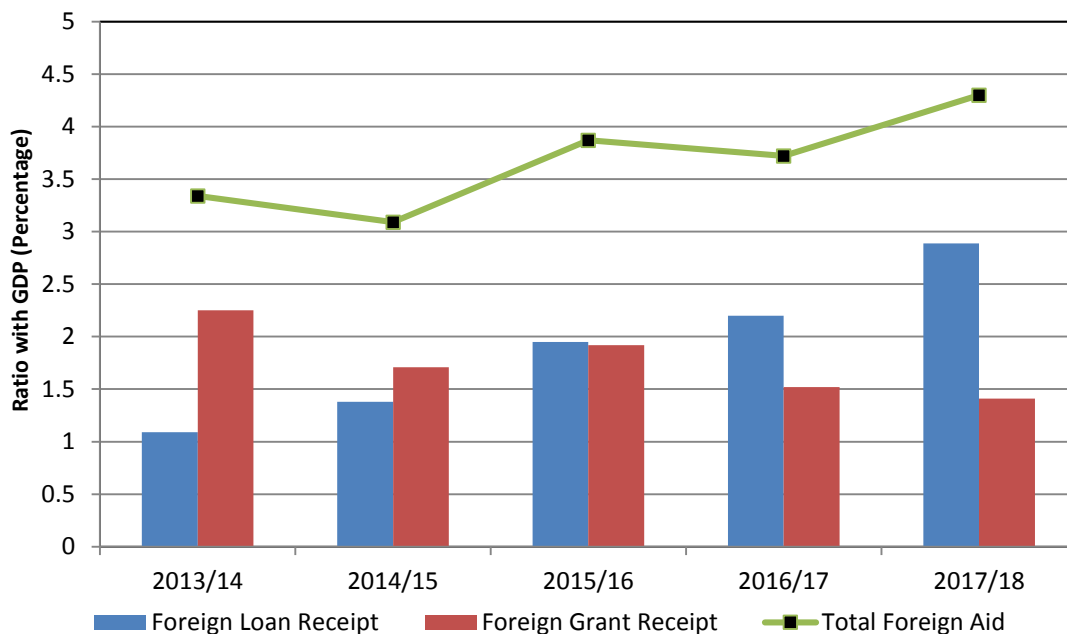
5.1.4. The ratio of total investment on public enterprises to GDP is in increasing trend which was 1.18% in FY 2013/14 and climbed to 2.13% in FY 2017/18. (See figure 4)

**Figure 4: Ratio of Investment on Public Enterprise with GDP**



5.1.5. The ratio of foreign aid receipt to GDP in previous four years (FY 2013/14 – FY 2016/17) was below 4% which climbed to the level of 4.3% in the FY 2017/18. Regarding the foreign grant receipt to GDP ratio, the figure declined from 2.25% to 1.41% from FY 2013/14 to FY 2017/18. However, foreign loan receipt to GDP ratio is in rising trend since FY 2013/14 finally reaching to 2.89% in the FY 2017/18. (See figure 5)

**Figure 5: Ratio of Actual Foreign Aid Receipt to GDP**



### *Macro Scenario*

5.1.6. In the FY 2017/18, actual realization of revenue is 99.5% against the target. The actual realizations of revenue were below the targets except for the FY 2016/17. The contribution of tax and non-tax revenue for the last five fiscal years are as follows. (See table 18 and figure 6)

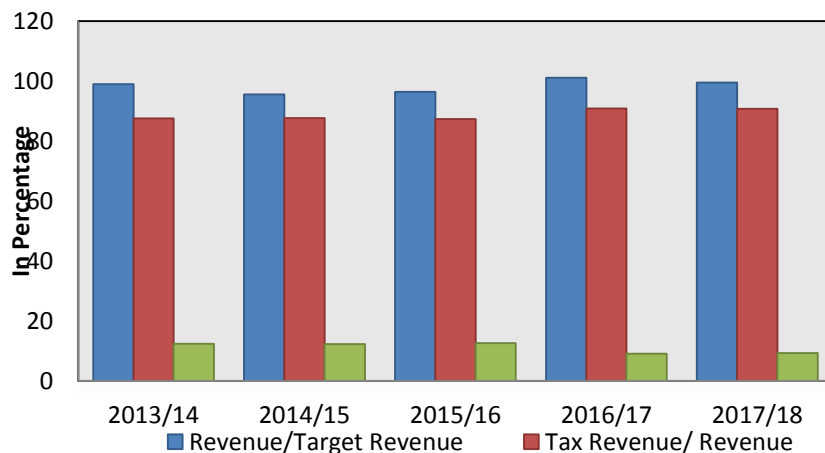
**Table 18: Total Revenue Collection Scenario**

*Figure in Percentage*

Particulars	2013/14	2014/15	2015/16	2016/17	2017/18
Revenue/Target Revenue	99.04	95.55	96.40	101.14	99.50
Tax Revenue/Revenue	87.61	87.70	87.37	90.92	90.75
Non-Tax Revenue (other revenue)/Revenue	12.39	12.30	12.63	9.08	9.25



**Figure 6: Total Revenue Collection Scenario**



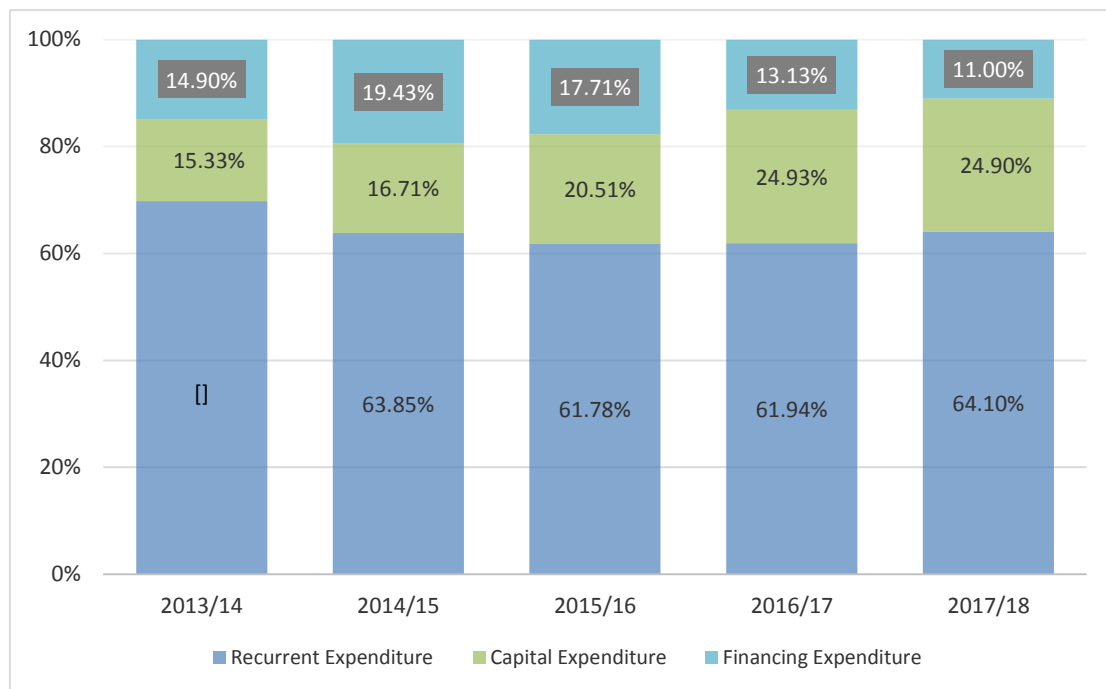
5.1.7. The ratio of recurrent to total expenditure has decreased whereas capital to total expenditure ratio has increased from 2013/14 to 2017/18. In FY 2017/18, financing to total expenditure ratio declined by 2.13 percentage point from previous fiscal year. (See table 19 & Figure 7)

**Table 19: Scenario of Recurrent, Capital & Financing expenditure**

*Figure In Percentage*

Particulars	2013/14	2014/15	2015/16	2016/17	2017/18
<b>Recurrent / Total Expenditure</b>	69.77	63.85	61.78	61.94	64.10
<b>Capital / Total Expenditure</b>	15.33	16.71	20.51	24.93	24.90
<b>Financing/ Total Expenditure</b>	14.90	19.43	17.71	13.13	11.00

**Figure 7: Scenario of Actual Expenditure with Budget**



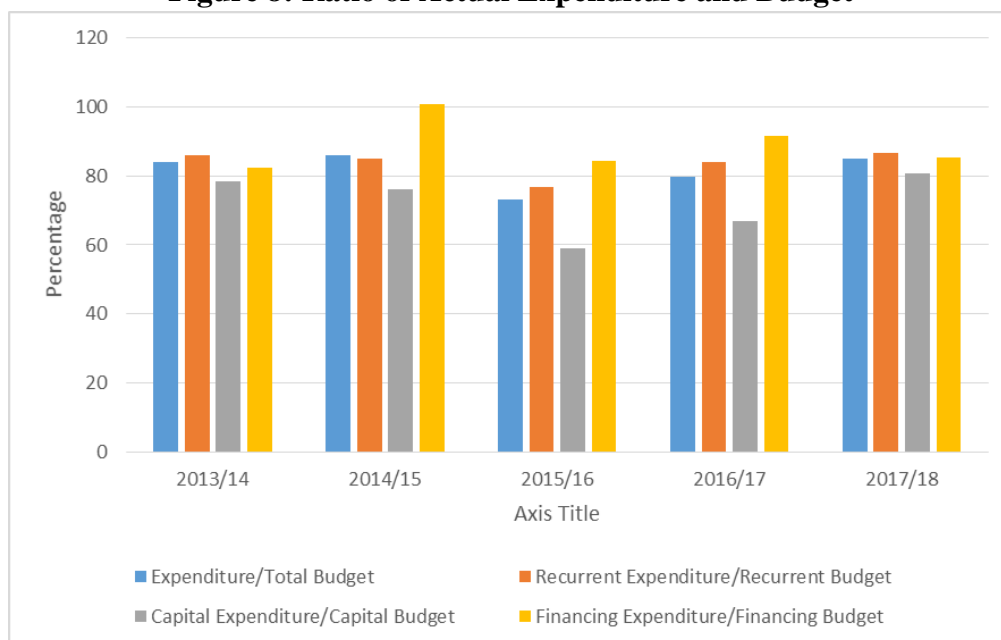
5.1.8. In FY 2017/18, the actual expenditure to budgeted expenditure is recorded 85.01%. In FY 2013/14, actual expenditure was about 84.11% of annual budget. (See table 20 and Figure 8)

**Table 20: Ratio of Actual Expenditure and Estimated budget**

*Figure In Percentage*

Particulars	2013/1	2014/1	2015/1	2016/1	2017/1
	4	5	6	7	8
Expenditure/Total Budget	84.11	86.00	73.34	79.82	85.01
Recurrent Expenditure/Recurrent Budget	85.88	85.07	76.67	84.03	86.73
Capital Expenditure/Capital Budget	78.37	76.09	59.01	66.92	80.77
Financing Expenditure/Financing Budget	82.35	100.89	84.28	91.71	85.29

**Figure 8: Ratio of Actual Expenditure and Budget**



## 5.2. Allocative Efficiency

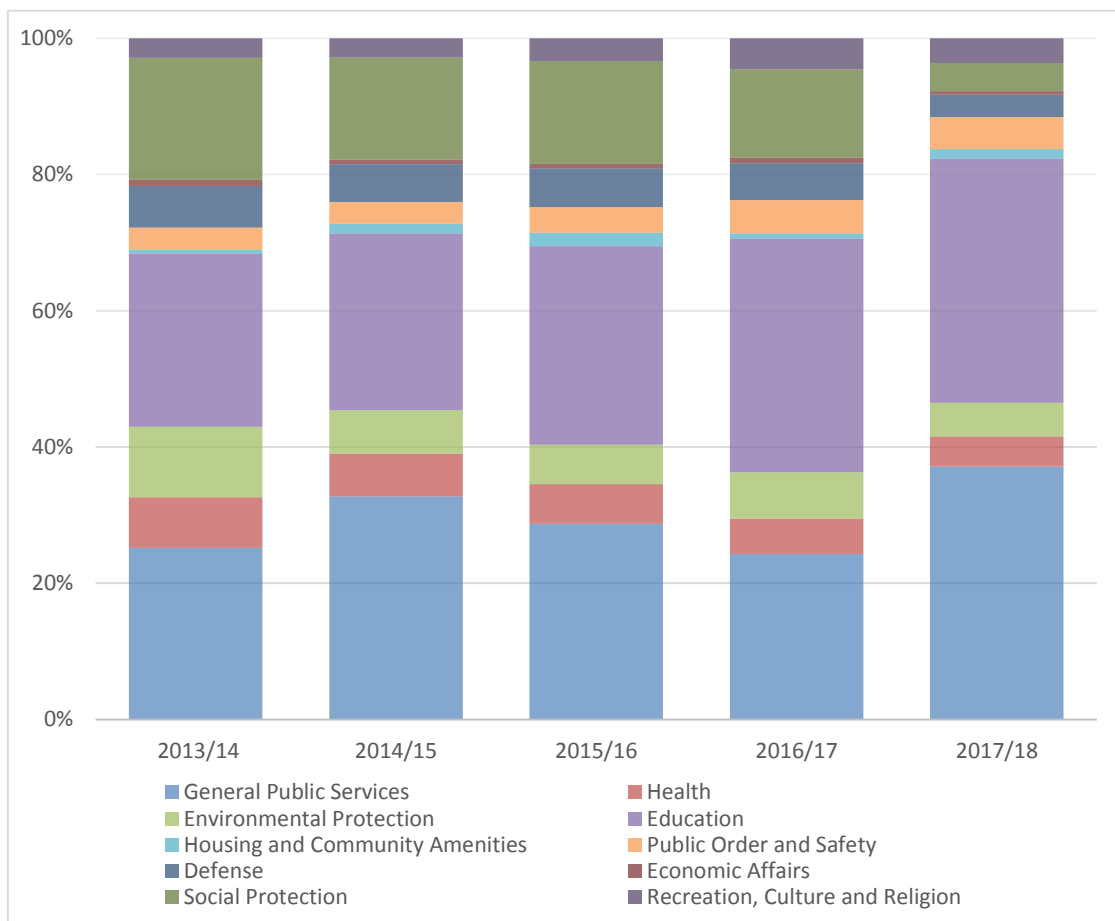
5.2.1. Government of Nepal has adopted COFOG classification as prescribed by the Government Financial Statistics (GFS) manual of IMF. As per the COFOG classification, in the FY 2017/18, general public services and economic affairs covers more than half of the total expenditure. The least expenditure is recorded in Recreation, Culture and Religion category in the FY 2017/18. (see table 21 and figure 9)

**Table 21: Sector-wise Expenditure (Percentage on Total Expenditure)**

*Figure In Percentage*

Functional Area	2013/14	2014/15	2015/16	2016/17	2017/18
<b>General Public Services</b>	25.18	32.76	28.7	24.32	37.12
<b>Defence</b>	7.44	6.24	5.84	5.15	4.42
<b>Public Order and Safety</b>	10.34	6.39	5.79	6.81	4.96
<b>Economic Affairs</b>	25.41	25.99	29.17	34.32	35.84
<b>Environmental Protection</b>	0.59	1.42	1.95	0.76	1.41
<b>Housing and Community Amenities</b>	3.28	3.19	3.79	4.90	4.68
<b>Health</b>	6.10	5.54	5.66	5.42	3.30
<b>Recreation, Culture and Religion</b>	0.90	0.63	0.66	0.77	0.48
<b>Education</b>	17.89	15.02	15.09	12.97	4.14
<b>Social Protection</b>	2.88	2.82	3.35	4.58	3.64

**Figure 9: Sector-wise Expenditure (Percentage on Total Expenditure)**



### 5.3. Sources of Funds

5.3.1. The average share of government’s own source in the total expenditure between FY 2013/14 to FY 2017/18 is 87.6%. In FY 2013/14, the portion of government own source on total expenditure was 86.16% which has reached to 87.9% in the FY 2017/18. The contribution of foreign sources on the total expenditure is 12.10% in the FY 2017/18.

5.3.2. In the FY 2017/18, the contribution of foreign grant in total expenditure decreased sharply to 3.62% from 9.7% of FY 2013/14.

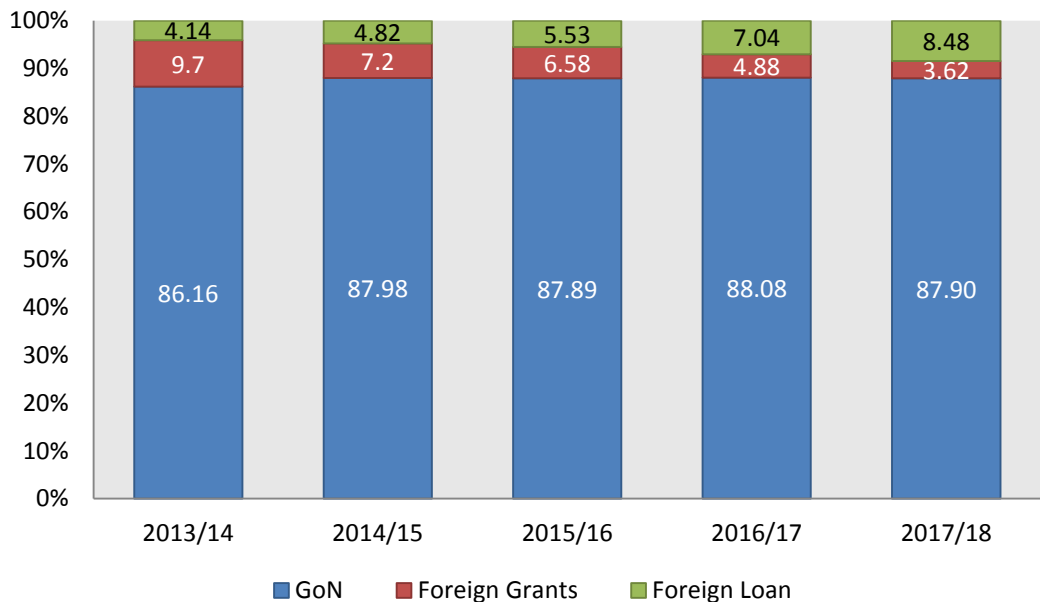
5.3.3. Contribution of foreign loan in expenditure is in increasing trend. In the FY 2013/14, the contribution of foreign loan was only 4.14% which has reached up to 8.48% in FY 2017/18. (See table 23 and Figure 10)

**Table 22: Source wise Expenditure  
(Percentage on Total Expenditure)**

*Figure In Percentage*

Particulars	2013/14	2014/15	2015/16	2016/17	2017/18
<b>GoN</b>	86.16	87.98	87.89	88.08	87.90
<b>Foreign Grants</b>	9.70	7.20	6.58	4.88	3.62
<b>Foreign Loan</b>	4.14	4.82	5.53	7.04	8.48

**Figure 10: Source wise Expenditure  
(Percentage on Total Expenditure)**



## 5.4. Ratio with Revenue

5.4.1. Ratio of recurrent expenditure to revenue has raised from 0.85 to 0.96 between FY 2013/14 and FY 2017/18.

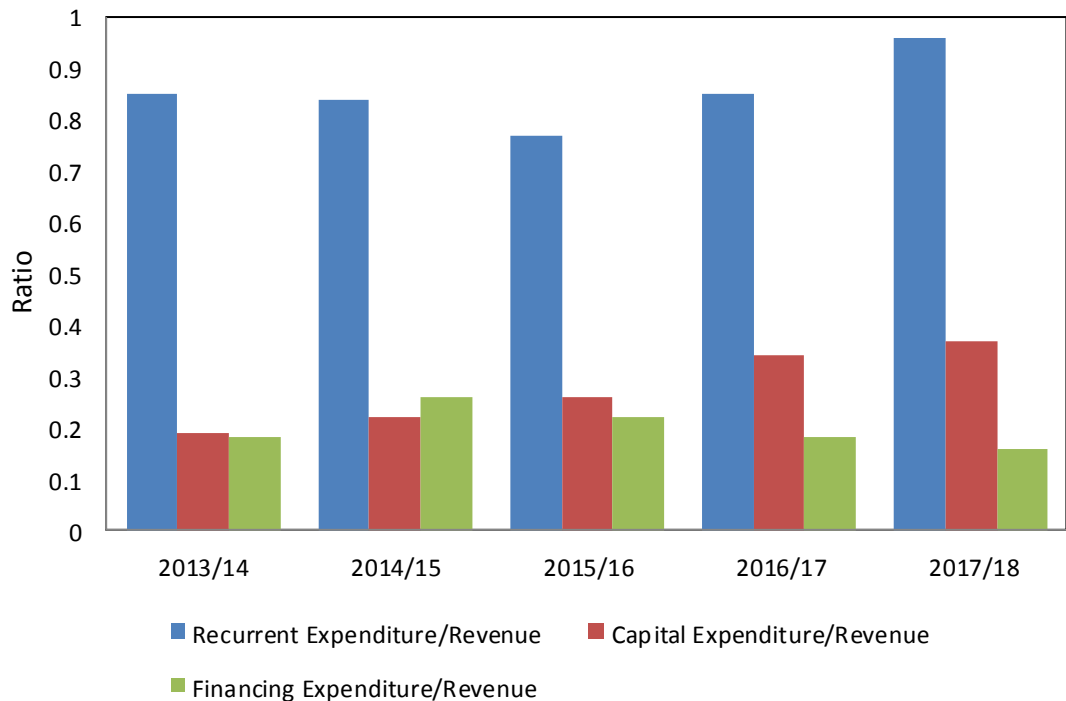
5.4.2. Ratio of capital expenditure to revenue has increased from 0.19 to 0.37 between FY 2013/14 and FY 2017/18.

5.4.3. Ratio of financing expenditure to revenue was consistent around 0.20 between the FY 2013/14 to 2017/18. However, in the FY 2014/15, this ratio was 0.26 which eventually declined to 0.16 in the FY 2017/18.

**Table 23: Ratio with Revenue**

Particulars	2013/14	2014/15	2015/16	2016/17	2017/18
Recurrent Expenditure/Revenue	0.85	0.84	0.77	0.85	0.96
Capital Expenditure/ Revenue	0.19	0.22	0.26	0.34	0.37
Financing Expenditure/ Revenue	0.18	0.26	0.22	0.18	0.16

**Figure 11: Expenditure to Revenue Ratio**



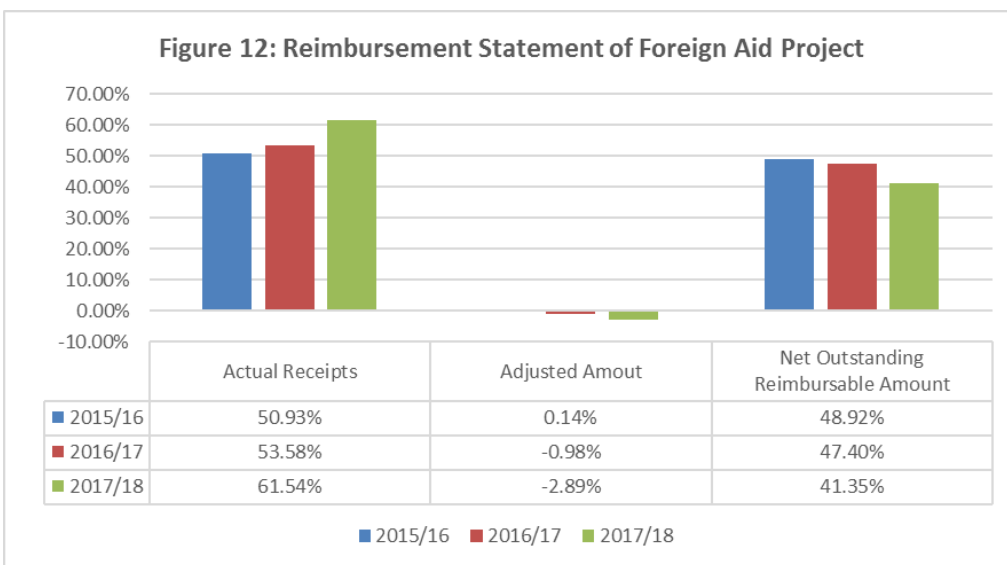
## 5.5 Reimbursement

5.5.1. The total reimbursable amounts of development partner funded project for the FY 2017/18 and 2016/17 are NPR 124.32 billion and NPR 92.42 billion respectively (a growth of 34.51%). During the FY 2017/18, 22.68% of the total reimbursable amount has been realized actually. In FY 2015/16, 50.93% was realized which shows that reimbursement performance is insufficient in the FY 2017/18. The net outstanding reimbursable amount of closed projects is NPR.48.60 billion. (See Table 25 and Figure 19)

**Table 24: Reimbursement Statement of Foreign Aid Project**

*NPR. In Million*

Fiscal Year	2016/17			2017/18		
	Grant	Loan	Total	Grant	Loan	Total
Description						
Opening Balance (Last year's outstanding )	22517.70	14337.20	36854.90	20581.39	22378.09	42959.48
Reimbursable expenditures	23987.00	31575.10	55562.00	23732.89	57629.67	81362.55
Total Reimbursable amount (A)	46504.60	45912.20	92416.90	44314.28	80007.76	124322.04
Receipts (reimbursement) (B)	26695.00	21871.40	48566.30	22217.08	50113.57	72330.65
Adjustment	771.74	-1662.80	-891.04	-1334.62	-2058.22	-3392.84
<b>Net Outstanding</b>	<b>20581.40</b>	<b>22378.10</b>	<b>42959.50</b>	<b>20762.58</b>	<b>27835.97</b>	<b>48598.54</b>



## 5.6 Debt

5.6.1 The percentage of outstanding external debt to total debt outstanding was in increasing trend up to fiscal year 2014/15 and it is in decreasing trend from fiscal year 2015/16. It reached to 57.26 percent in FY 2017/18. On the other hand, the percentage of outstanding internal debt to total debt outstanding was in decreasing trend till FY 2015/16 which soared up to the level 42.73 percent in FY 2017/18. (See table 26 and Figure 12)

**Table 25: Debt Ratio**

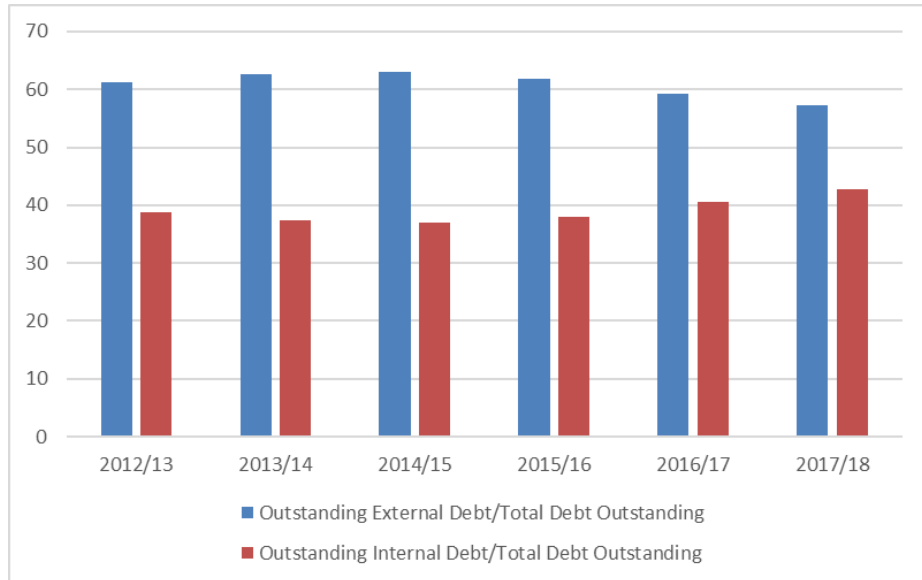
*Figure In Percentage*

<b>Debt Ratio</b>	<b>2012/13</b>	<b>2013/14</b>	<b>2014/15</b>	<b>2015/16</b>	<b>2016/17</b>	<b>2017/18</b>
Outstanding External Debt/Total Debt Outstanding	61.15	62.66	62.99	61.93	59.34	57.26
Outstanding Internal Debt/Total Debt Outstanding	38.85	37.34	37.01	38.07	40.66	42.73
Disbursement of External Debt/Total Disbursed Debt	46.54	51.40	40.82	33.28	39.64	39.23
Domestic Borrowing/Total Disbursed Debt	53.46	48.60	59.18	66.72	60.36	60.77
Re-payment of External Debt/Total Debt Repayment	40.39	39.94	26.42	27.00	37.06	33.39
Re-payment of Internal Debt/Total Debt Repayment	59.61	60.06	73.58	73.00	62.94	66.61
Debt Servicing (Internal)/Total Debt Servicing	78.14	72.04	67.23	71.75	63.58	68.79
Debt Servicing (External)/Total Debt Servicing	21.86	27.96	32.77	28.25	36.42	31.22

Though, the size of external debt is larger than the size of internal borrowing, the cost of internal borrowing is higher than the external borrowing.



**Figure 13: Outstanding Debt Scenario**

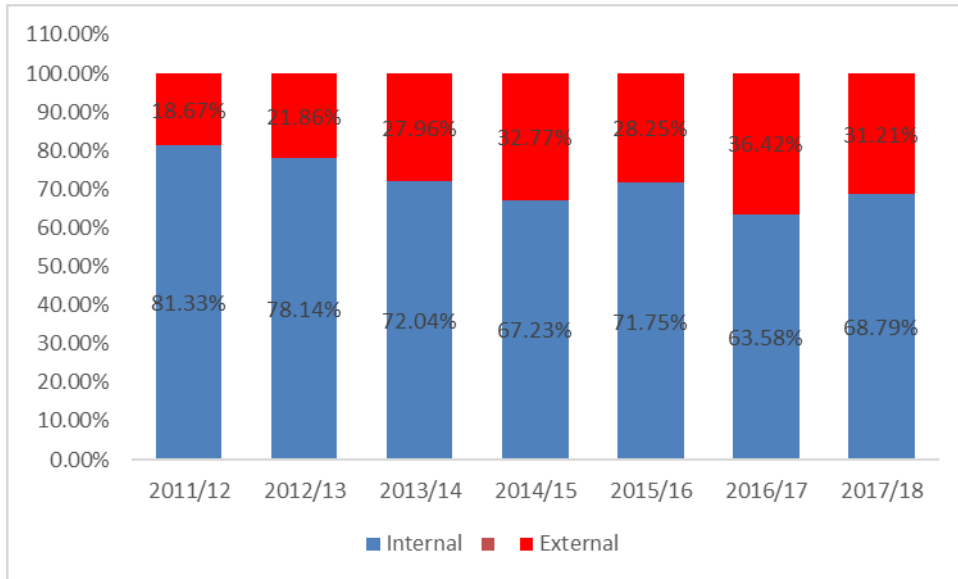


5.6.2 Debt Servicing Scenario is given in Figure 14 which shows the spending composition for internal and external debt servicing. Internal debt servicing share on total debt servicing has increased from 18.67% to 31.21% which is more than 10 percentage higher surge in internal debt servicing share between FY 2011/12 to FY 2017/18. Similarly, the share of external debt servicing has decreased from 81.33% to 68.79% in the presented period. (See Figure 13)

**Table 26 : Debt Servicing Composition**

Fiscal Year	Internal	External
2011/12	81.33%	18.67%
2012/13	78.14%	21.86%
2013/14	72.04%	27.96%
2014/15	67.23%	32.77%
2015/16	71.75%	28.25%
2016/17	63.58%	36.42%
2017/18	68.79%	31.21%

**Figure 14: Debt Servicing Composition**



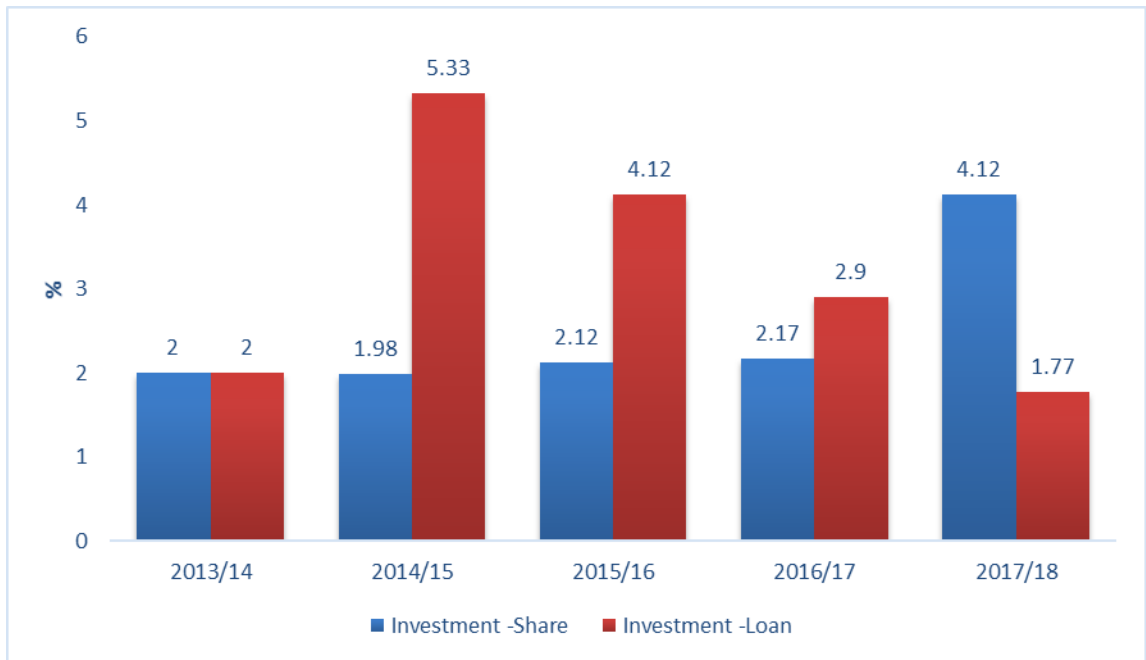
5.6.3 In an average, the government investment to Public Enterprises and Public Organization to total expenditure is 5.75% in the previous six fiscal years. Such an investment covers 5.88% of Total disbursement in this year which has increased by 0.81% in comparison to the previous year. (See table 27 and Figure 14)

**Table 27: Ratio of Investment on PE's to Expenditure**

*Figure In Percentage*

Fiscal Year	2012/13	2013/14	2014/15	2015/16	2016/17	2017/18
<b>Investment –Share</b>	2.50	2.00	1.98	2.12	2.17	4.12
<b>Investment –Loan</b>	3.50	2.00	5.33	4.12	2.90	1.77
<b>Total Investment</b>	6.00	4.00	7.31	6.24	5.07	5.88

**Figure 15: Ratio of Investment on PE's to Expenditure**



## 5.7 Other Status

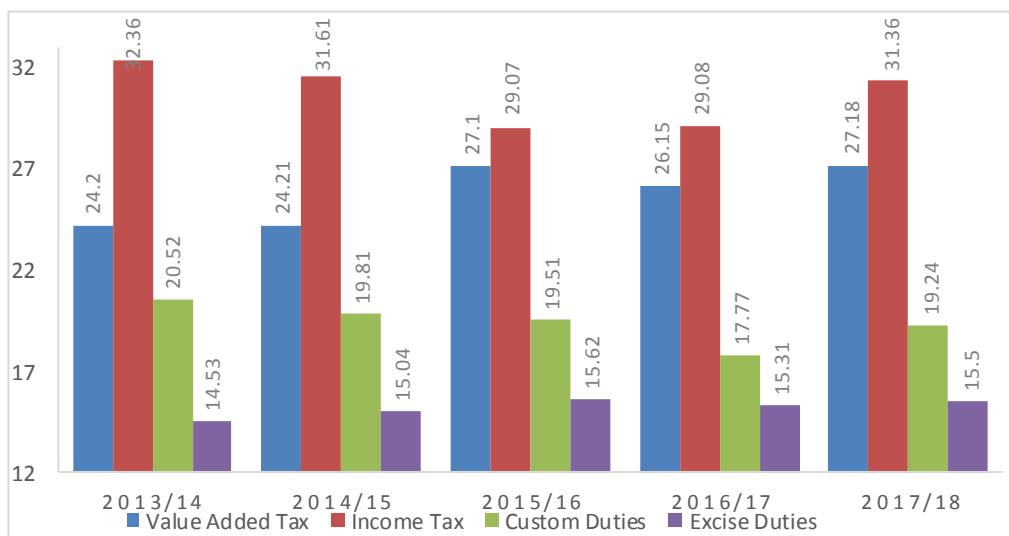
5.7.1 In the composition of tax revenue; Value Added Tax, Income Tax, Custom Duties, and Excise Duties cover the major portion. Contribution of Income tax and Excise Duties increased but that of Value Added Tax and Custom Duties decreased in last five fiscal years. (See Table 28 and Figure 15)

**Table 28: Ratio with Tax Revenue**

*Figure In Percentage*

Tax Revenue	2013/14	2014/15	2015/16	2016/17	2017/18
<b>Income Tax</b>	24.20	24.21	27.10	26.15	27.18
<b>Value Added Tax</b>	32.36	31.61	29.07	29.08	31.36
<b>Custom Duties</b>	20.52	19.81	19.51	17.77	19.24
<b>Excise Duties</b>	14.53	15.04	15.62	15.31	15.50

**Figure 16: Ratio with Tax Revenue**



5.7.2 Recent 7 fiscal years (from 2011/12– 2017/18) disbursement pattern shows that the highest level of disbursements occurs in the final month i.e. Jun/Jul (Asadh) of the fiscal year which accounts, in an average, one fourth of the total annual disbursements. In FY 2017/18 the spending pattern has slightly concentrated more on Nov/Dec (Marg), Mar/Apr (Chaitra) and Jun/Jul (Asadh) due to the fiscal transfers to the subnational governments in that particular months. (See Table 29)

**Table 29 : Public Expenditure and Budget Execution Review Disbursement Pattern (Total)**

	2011/12	2012/13	2013/14	2014/15	2015/16	2016/17	2017/18
<b>Jul/Aug (Shrawan)</b>	1%	1%	2%	0%	0%	1%	6%
<b>Aug/Sep (Bhadra)</b>	6%	4%	5%	5%	5%	5%	5%
<b>Sep/Oct (Ashwin)</b>	7%	10%	12%	8%	10%	10%	5%
<b>Oct/Nov (Kartik)</b>	6%	4%	5%	5%	3%	4%	3%
<b>Nov/Dec (Marg)</b>	6%	4%	5%	8%	6%	6%	12%
<b>Dec/Jan (Paush)</b>	8%	7%	9%	5%	7%	8%	6%
<b>Jan/Feb (Magh)</b>	7%	6%	6%	7%	5%	7%	5%
<b>Feb/Mar (Falgun)</b>	6%	9%	8%	8%	8%	8%	7%
<b>Mar/Apr (Chaitra)</b>	9%	7%	6%	10%	8%	6%	14%
<b>Apr/May (Baisakh)</b>	8%	7%	7%	6%	6%	8%	7%
<b>May/June (Jesth)</b>	13%	13%	11%	14%	10%	11%	10%
<b>Jun/Jul (Asadh)</b>	23%	27%	24%	24%	31%	26%	19%

\* The disbursement data does not include direct payments made by the development partners.

5.7.3 Similarly, recurrent payments are also concentrated toward the end of the fiscal year. However, the magnitude of concentration is less compared to those of the total disbursements. (See Table 30)

**Table 30: Disbursement Pattern\* (Recurrent)**

	2011/12	2012/13	2013/14	2014/15	2015/16	2016/17	2017/18
<b>Jul/Aug (Shrawan)</b>	2%	2%	2%	0%	0%	1%	10%
<b>Aug/Sep (Bhadra)</b>	7%	6%	6%	8%	6%	8%	7%
<b>Sep/Oct (Ashwin)</b>	9%	12%	16%	11%	14%	14%	6%
<b>Oct/Nov (Kartik)</b>	6%	4%	5%	6%	4%	4%	4%
<b>Nov/Dec (Marg)</b>	7%	4%	6%	7%	7%	6%	15%
<b>Dec/Jan (Paush)</b>	8%	8%	9%	6%	7%	9%	6%
<b>Jan/Feb (Magh)</b>	8%	8%	7%	6%	5%	6%	5%
<b>Feb/Mar (Falgun)</b>	6%	11%	9%	9%	9%	9%	6%
<b>Mar/Apr (Chaitra)</b>	9%	8%	6%	8%	8%	6%	17%
<b>Apr/May (Baisakh)</b>	8%	7%	7%	8%	6%	9%	7%
<b>May/Jun (Jesth)</b>	11%	11%	10%	13%	11%	11%	8%
<b>Jun/Jul (Asadh)</b>	20%	20%	17%	19%	22%	18%	10%

\* The disbursement data does not include direct payments made by the development partners.

5.7.4 The payments of the capital expenditure are highly intensified toward the end of the fiscal year. The final two months only constitute about half of the capital expenditure payments where more than 40% payment are done in Jun/Jul (Asadh) alone.

5.7.5 In general, most of the government payments are made during the end of the fiscal year, particularly, in the case of capital expenditure. There might be some plausible reason for such a pattern but this magnitude of payment concentration at the end of the year (especially the capital spending disbursements) is a clear sign of elevated fiduciary risk and problematic budget execution system. (See Table 31)

**Table 31: Disbursement Pattern\* (Capital)**

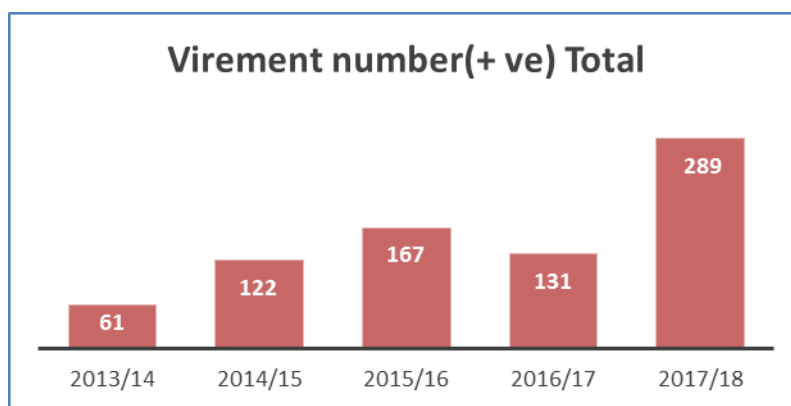
	2011/12	2012/13	2013/14	2014/15	2015/16	2016/17	2017/18
<b>Jul/Aug (Shrawan)</b>	0%	0%	0%	0%	0%	0%	0%
<b>Aug/Sep (Bhadra)</b>	1%	1%	1%	1%	1%	1%	1%
<b>Sep/Oct (Ashwin)</b>	2%	5%	5%	3%	5%	4%	4%
<b>Oct/Nov (Kartik)</b>	2%	4%	3%	3%	2%	2%	2%
<b>Nov/Dec (Marg)</b>	4%	1%	4%	5%	2%	4%	4%
<b>Dec/Jan (Paush)</b>	6%	4%	6%	6%	3%	6%	6%
<b>Jan/Feb (Magh)</b>	6%	5%	5%	5%	3%	8%	7%
<b>Feb/Mar (Falgun)</b>	8%	7%	8%	7%	6%	8%	11%
<b>Mar/Apr (Chaitra)</b>	11%	9%	11%	9%	8%	7%	9%
<b>Apr/May (Baisakh)</b>	7%	9%	8%	7%	9%	8%	6%
<b>May/June (Jesth)</b>	12%	12%	11%	12%	11%	10%	10%
<b>Jun/Jul (Asadh)</b>	41%	43%	38%	41%	49%	41%	39%

\* The disbursement data does not include direct payments made by the development partners.

## 5.8 Virements

The amount of virements in budget reflects the credibility and reliability of the overall government budget. In FY 2017/18 the total amount of virements is NRs. 289 billion where about 1191 decisions are made. It is the highest in terms of virement amount (NRs. 289 billion) as well as in terms of number of virement decision (1191 decisions). The recent fiscal years have shown a surge in the virement amounts as well as numbers. (See Table 32 Figure 17)

**Figure 17: Virements status of Nepal**



**Table 32: Budget virement***(In NRs. Billion)*

	Fiscal Year	Type of Budget	Virement (+ ve)			Total
			Recurrent	Capital	Financing	
Virement (- ve)	2017/18	Recurrent	74	9	21	104
		Capital		120	12	132
		Financing	1	10	42	53
		Total	75	139	75	289
	2016/17	Recurrent	53	7	2	62
		Capital		54	1	55
		Financing			14	14
		Total	53	61	17	131
	2015/16	Recurrent	80	5	16	101
		Capital		64	1	65
		Financing			1	1
		Total	80	69	18	167
	2014/15	Recurrent	61	5	18	84
		Capital		30	1	31
		Financing		2	5	7
		Total	61	37	24	122
2013/14	Recurrent	32	1	3	36	
	Capital		18	1	19	
	Financing		1	5	6	
	Total	32	20	9	61	

Government of Nepal  
Ministry of Finance  
Financial Comptroller General Office  
**Statement of Income and Expenditure**  
FY 2013/14 up to 2017/18

	Fiscal Year					<i>NPR. In Million</i>
	2013/14	2014/15	2015/16	2016/17	2017/18	
<b>(A) Revenue and Grant</b>	<b>406,038.02</b>	<b>448,331.21</b>	<b>528,287.93</b>	<b>653,949.48</b>	<b>774,677.19</b>	
Tax	312,441.26	355,955.77	421,096.39	553,866.48	659,491.50	
Non Tax	44,179.52	49,910.74	60,865.29	55,313.40	67,226.10	
Grant	43,683.02	36,374.23	43,048.88	41,351.74	42,435.77	
Last years balance and irregularities	5,734.22	6,090.46	3,277.37	3,417.86	5,523.82	
<b>(B) Expenditure</b>	<b>370,226.48</b>	<b>428,251.11</b>	<b>494,548.54</b>	<b>727,364.47</b>	<b>967,633.22</b>	
Recurrent	303,531.75	339,407.60	371,297.09	518,616.14	696,919.55	
Capital	66,694.73	88,843.51	123,251.45	208,748.34	270,713.67	
<b>(C) Budget Surplus (+) / Deficit(-) (A-B)</b>	<b>35,811.54</b>	<b>20,080.10</b>	<b>33,739.39</b>	<b>(73,414.99)</b>	<b>(192,956.03)</b>	
<b>(D) Financing</b>	<b>20,888.75</b>	<b>38,425.81</b>	<b>(22,241.79)</b>	<b>(24,745.63)</b>	<b>(112,501.66)</b>	
Net Internal Loan Investment	12,927.91	26,257.39	11,122.55	26,242.08	15,960.46	
Internal Loan Investment	13,497.72	28,338.97	24,816.58	29,182.29	19,195.73	
Less: Internal loan Investment refund	569.81	2,081.58	13,694.03	2,940.21	3,235.27	
Net Share Investment	9,451.00	10,510.43	12,700.79	19,436.80	44,777.04	
Domestic share investment	9,412.27	8,524.01	11,994.01	16,603.69	44,608.85	
Less: Domestic share divestment	-	-	-	-	-	
Foreign Share Investment	38.74	1,986.42	706.78	2,833.11	168.19	
Less: Foreign Share Investment Re-fund	-	-	-	-	-	
External-net Borrowing	(5,228.14)	(3,404.41)	(8,811.94)	(21,456.57)	(68,286.96)	
External principal repayment	16,724.64	17,027.87	18,614.73	22,703.22	18,589.22	
Less: External Borrowing	21,952.78	20,432.28	27,426.67	44,159.79	86,876.18	
Domestic-Net Browing	3,737.98	5,062.41	(37,253.19)	(48,967.94)	(104,952.20)	
Domestic principal repayment	25,152.45	47,429.99	50,334.95	38,561.40	37,084.61	
Less: Domestic Borrowing	21,414.47	42,367.58	87,588.14	87,529.34	142,036.81	
<b>(E) Consolidated Fund Balance (Before Misc. Adjustments) (C-D)</b>	<b>14,922.79</b>	<b>(18,345.71)</b>	<b>55,981.18</b>	<b>(48,669.36)</b>	<b>(80,454.37)</b>	
<b>(F) Miscellaneous Adjustment</b>	<b>11.24</b>	<b>(80.80)</b>	<b>(58.85)</b>	<b>(93.99)</b>	<b>(28,651.32)</b>	
Receipt	3.87	0.01	0.87	-	28,288.09	
Expenditure	15.11	(80.79)	(57.98)	(93.99)	(363.23)	
Cheque issued but not presented for payment	2.68	80.79	57.98	94.06	363.49	
Others	17.79	-	-	0.07	0.26	
<b>(G) Consolidated Fund Balance (After Misc. Adjustments) (E-F)</b>	<b>14,911.55</b>	<b>(18,264.91)</b>	<b>56,040.02</b>	<b>(48,575.38)</b>	<b>(51,803.05)</b>	



## Comparative Data Sheet

FY 2012/13 up to 2017/18

Rs. In millions

Fiscal Year	2012/13	2013/14	2014/15	2015/16	2016/17	2017/18
<b>Total Revenue, Grant and Investment Refund</b>	<b>335,411.41</b>	<b>406,607.83</b>	<b>450,412.79</b>	<b>528,287.93</b>	<b>652,863.31</b>	<b>774,677.19</b>
<b>Revenue</b>	<b>296,021.15</b>	<b>356,620.78</b>	<b>405,866.51</b>	<b>481,961.68</b>	<b>609,179.88</b>	<b>726,717.60</b>
<i>Tax revenue</i>	259,214.94	312,441.26	355,955.77	421,096.64	553,866.48	659,491.50
Taxes on income, profits and capital gains	64,186.69	75,613.64	86,165.66	114,137.99	144,846.06	154,790.03
Taxes on payroll and workforce	1,880.63	2,449.91	2,925.85	3,269.78	4,136.94	5,097.75
Taxes on property	5,340.17	6,671.12	9,399.41	13,149.40	18,294.03	19,332.33
Taxes on goods and services	129,270.48	157,718.40	180,025.21	205,668.72	278,568.94	348,049.44
Taxes on international trade and transactions	56,931.82	67,980.49	74,841.23	82,159.14	103,058.76	126,865.36
Other taxes	1,605.15	2,007.72	2,598.41	2,711.61	4,961.76	5,356.59
<i>Other Revenue /Non Tax</i>	36,806.21	44,179.52	49,910.74	60,865.04	55,313.40	67,226.10
Property Income	17,608.40	20,675.17	22,708.69	26,158.96	27,203.65	33,046.54
Sales of Goods and Services	11,247.05	11,645.35	12,230.64	13,846.88	14,635.36	17,174.59
Penalties, Fines & Forfeitures	338.15	452.76	1,254.29	788.93	745.68	973.38
Voluntary Transfers other than Grants	5.14	2.37	4.99	3.00	0.90	1.19
Miscellaneous Revenue	7,607.47	11,403.86	13,712.13	20,067.27	12,727.80	16,030.40
<b>Foreign Grant</b>	<b>36,713.76</b>	<b>43,683.02</b>	<b>36,374.23</b>	<b>43,048.88</b>	<b>40,265.57</b>	<b>42,435.77</b>
<b>Other Income</b>	<b>2,676.50</b>	<b>6,304.03</b>	<b>8,172.04</b>	<b>16,971.39</b>	<b>6,358.08</b>	<b>8,759.09</b>
Irregularities (Beruju)	1,921.19	5,734.22	6,090.46	3,277.37	3,417.86	5,523.82
Principal Refund of Investment	755.31	569.81	2,081.58	13,694.02	2,940.21	3,235.27
<b>Total Expenditure</b>	<b>358,637.98</b>	<b>435,052.29</b>	<b>531,558.36</b>	<b>601,015.58</b>	<b>837,247.79</b>	<b>1,087,279.82</b>
<i>Recurrent Expenditure</i>	247,455.47	303,531.75	339,407.60	371,297.09	518,616.14	686,919.55
<i>Capital Expenditure</i>	54,598.43	66,694.73	88,843.51	123,251.45	208,748.33	270,713.67
<i>Financing</i>	56,584.08	64,825.81	103,307.25	106,467.05	109,883.31	119,646.60
<b>Budget Deficit (-) or Surplus (+)</b>	<b>(23,226.57)</b>	<b>(28,444.46)</b>	<b>(81,145.58)</b>	<b>(72,727.65)</b>	<b>(184,384.47)</b>	<b>(312,602.63)</b>
<b>Source of Expenditure</b>						
Government of Nepal	311,438.73	374,847.69	467,651.00	528,243.30	737,406.33	955,728.43
Foreign Loan Expenditure	11,969.44	17,998.82	25,615.78	39,543.98	59,022.20	39,318.67
Foreign Grant Expenditure	35,229.80	42,205.76	38,291.58	33,228.30	40,819.25	92,232.72
<b>Function Wise Expenditure</b>						
General Public Services	104,535.00	109,531.39	174,149.07	172,481.29	203,594.46	403,628.15
Defence	20,899.17	32,366.18	33,155.69	35,099.43	43,115.46	48,006.69
Public Order and Safety	37,762.87	44,968.35	33,968.98	34,794.71	56,991.54	53,921.25
Economic Affairs	84,118.11	110,549.02	138,162.64	175,302.45	287,379.69	389,679.15
Environmental Protection	1,745.20	2,572.14	7,542.44	11,743.40	6,352.50	15,361.18
Housing and Community Amenities	11,074.22	14,274.66	16,934.93	22,808.42	41,030.49	50,913.83
Health	21,871.65	26,518.42	29,468.27	34,009.03	45,357.54	35,921.05
Recreation , Culture and Religion	2,411.94	3,912.30	3,350.84	3,968.78	6,486.64	5,265.13
Education	62,429.78	77,825.69	79,840.85	90,689.49	108,590.06	45,019.03
Social Protection	11,790.03	12,534.12	14,984.66	20,118.57	38,349.41	39,564.37
<b>Debt</b>						
Total Outstanding Debt	545,314.30	553,507.70	544,918.60	627,789.20	697,689.44	915,313.08
Outstanding External Debt	333,441.50	346,819.10	343,261.80	388,760.30	413,978.80	524,151.53
Outstanding Internal Debt	211,872.80	206,688.60	201,656.80	239,028.90	283,710.64	391,161.55
Domestic Borrowing	19,042.86	19,982.90	42,423.15	87,774.52	88,337.80	142,036.81
Re-payment of External Debt	14,190.10	16,724.64	17,027.87	18,614.86	22,703.22	18,589.22
Re-payment of Internal Debt	20,940.09	25,152.45	47,429.99	50,334.95	38,561.40	37,084.61
Total Debt Servicing	13,736.70	12,037.87	9,265.10	76,803.07	71,288.32	71,921.14
Debt Servicing (Internal)	10,733.51	8,672.67	6,229.02	55,697.11	45,321.59	49,471.54
Debt Servicing (External)	3,003.19	3,365.20	3,036.08	21,105.96	25,966.73	22,449.60
<b>GDP (at current prices)</b>	<b>1,695,011.00</b>	<b>1,941,624.00</b>	<b>2,124,650.00</b>	<b>2,247,426.57</b>	<b>2,642,595.35</b>	<b>3,007,246.00</b>

Government of Nepal  
Ministry of Finance  
Financial Comptroller General Office  
Federal Treasury Position for the FY 2017/18

Description	As per Accounting Records		
	Target	Amount	Remarks
<b>Receipt</b>			
(A) Tax	666,204,558,000	659,491,501,357.77	
(B) Non-Tax	63,851,012,000	67,226,098,618.74	
<b>(C) Total Revenue (A+B)</b>	<b>730,055,570,000</b>	<b>726,717,599,976.51</b>	
(D) Revenue Sharing - State and Local			
<b>(E) Revenue - Federal (C-D)</b>	<b>730,055,570,000</b>	<b>726,717,599,976.51</b>	
(F) Cash Balance and recovery deposit		5,523,821,603.64	
(G) Grant	72,167,628,000	42,435,773,371.51	
(H) Grant (Direct payment + Commodity)		(6,929,164,182.51)	
<b>1. Non-financing receipt [E+F+G+H]</b>	<b>802,223,198,000</b>	<b>767,748,030,769.15</b>	
(I) Internal borrowing	145,000,000,000	142,036,806,510.48	
(J) External borrowing	214,035,429,000	86,876,183,221.77	
(K) External borrowing (Direct payment)		(13,810,416,811.00)	
(L) Loan investment refund	15,000,000,000	3,235,271,694.25	
(M) Share divestment			
<b>2. Financing receipt [I+J+K+L+M]</b>	<b>374,035,429,000</b>	<b>218,337,844,615.50</b>	
<b>3. Total Receipt [1+2]</b>	<b>1,176,258,627,000</b>	<b>986,085,875,384.65</b>	
<b>Payments</b>			
(A) Recurrent	803,531,454,000	696,919,554,370.90	
(B) Recurrent (Direct payment + Commodity)		(3,192,186,228.57)	
(C) Recurrent (Cheque not cleared)		(252,509,279.06)	
(D) Capital	335,175,970,000	270,713,672,460.36	
(E) Capital (Direct payment + Commodity)		(7,071,571,626.69)	
(F) Capital (Cheque not cleared)		(110,981,815.41)	
<b>1. Expenditure disbursement [A+B+C+D+E+F]</b>	<b>1,138,707,424,000</b>	<b>957,005,977,881.53</b>	
(G) Internal borrowing amortization	20,047,855,000	37,084,607,630.00	
(H) External borrowing amortization	30,121,145,000	18,589,220,285.89	
(I) Loan investment	34,762,889,000	19,195,731,382.57	
(J) Share investment	55,355,542,000	44,777,041,328.68	
(K) Financing (Direct Payment/Commodity Grant)		(10,475,823,138.25)	
(L) Financing (Cheque not cleared)			
<b>2. Financing disbursement [G+H+I+J+K+L]</b>	<b>140,287,431,000</b>	<b>109,170,777,488.89</b>	
<b>3. Total disbursement [1+2]</b>	<b>1,278,994,855,000</b>	<b>1,066,176,755,370.42</b>	
<b>4. Miscellaneous adjustment</b>		<b>28,287,824,335.00</b>	
<b>Federal Treasury Position [Receipt - Payments]</b>	<b>(102,736,228,000)</b>	<b>(51,803,055,650.77)</b>	
Last Fiscal Year Balance		(71,261,606,690.75)	
<b>Federal Treasury Position Upto This Fiscal Year</b>		<b>(123,064,662,341.52)</b>	

Note :- The amount of revenue collection that yet to be deposited into the bank is Rs.998,065,049.83

**Miscellaneous adjustment**

1. Last fiscal year yet to be deposited revenue amount deposited to Ka 1.7 account	992,071.00
2. Rupandehi and Morang districts last fiscal year's yet to be reimbursed payment reimbursed from Ka 1.7 account	(264,761.00)
3. Balance of Reconstruction Fund transferred to Ka 1.7 account	28,287,097,025.00
<b>Total</b>	<b>28,287,824,335.00</b>

Government of Nepal  
Ministry of Finance  
Financial Comptroller General Office  
**Revenue Collection Detail**  
Fiscal year 2017/18 (2074/75)

Revenue Head	Target	Revenue
<b>11000 Taxes</b>	<b>666,204,558,000.00</b>	<b>659,491,501,357.77</b>
<b>11100 Taxes on income, profits, and capital gains</b>	<b>162,433,801,000.00</b>	<b>154,790,032,290.07</b>
11110 Payable by individuals & Sole Traders	41,357,028,000.00	41,406,870,625.91
11111 Individual or Sole Traders	16,338,304,000.00	16,172,642,908.68
11112 Remuneration Tax	20,318,536,000.00	17,972,915,085.13
11113 Capital Gain - Individuals	4,700,188,000.00	7,261,312,632.10
11120 Payable by enterprizes and corporations	98,345,444,000.00	87,596,848,494.71
11121 Company Profit Tax - Government Corporations Companies	8,825,607,000.00	4,632,810,232.96
11122 Company Profit Tax - Public Limited Companies	39,869,614,000.00	36,991,959,214.30
11123 Company Profit Tax - Private Limited Companies	41,465,381,000.00	37,137,868,887.37
11124 Company Profit Tax - Other Institutions	8,129,765,000.00	7,842,260,713.86
11125 Capital gain - Entity	55,077,000.00	991,949,446.22
11130 Taxes on Investment and other income	22,731,329,000.00	25,786,313,169.45
11131 Taxes on Rent & Lease Income	4,934,688,000.00	4,537,977,869.28
11132 Interest	12,598,517,000.00	14,984,221,234.33
11133 Dividend	4,031,419,000.00	4,865,952,062.07
11134 Other Investment Income	25,893,000.00	92,352,499.71
11135 Tax on gambling, lottery, souviner and grants	150,681,000.00	161,453,850.28
11136 Taxes on other income	990,131,000.00	1,144,355,653.78
<b>11200 Taxes on payroll and workforce</b>	<b>5,267,212,000.00</b>	<b>5,097,751,786.34</b>
11210 Social Security Taxes on payroll	5,267,212,000.00	5,097,751,786.34
11211 Social Security Taxes on payroll	5,267,212,000.00	5,097,751,786.34
<b>11300 Taxes on property</b>	<b>18,517,643,000.00</b>	<b>19,332,330,981.71</b>
11310 Recurrent taxes on immovable property	50,885,000.00	10,315,162.31
11311 Annual Property Tax	50,885,000.00	10,315,162.31
11340 Taxes on financial and capital transactions	18,466,758,000.00	19,322,015,819.40
11341 House and Land Registration	18,466,758,000.00	19,322,015,819.40
<b>11400 Taxes on goods and services</b>	<b>347,565,501,000.00</b>	<b>348,049,436,726.98</b>
11410 VAT	216,619,103,000.00	206,809,750,125.57
11411 VAT - Production	23,784,191,000.00	26,089,388,990.48
11412 VAT - Import	142,542,754,000.00	130,640,756,358.84
11413 VAT - Goods, Sales & Distribution	17,308,801,000.00	18,730,904,500.28
11414 VAT - Services & Contracts	12,977,581,000.00	13,934,933,175.71
11415 VAT - Services, Tourism	3,158,080,000.00	2,154,880,275.55
11416 VAT - Telephone, Insurance & Air Travel	13,071,491,000.00	11,273,936,996.14
11417 VAT - Non Registered(Reverse Charge)	3,776,205,000.00	3,984,949,828.57
11420 Excise	101,185,066,000.00	102,579,200,706.10
11421 Tobacco	13,721,454,000.00	14,041,247,971.87
11422 Alcohol	20,948,871,000.00	22,994,919,751.50
11423 Beer	12,319,280,000.00	15,622,468,982.02
11424 Excise on other produced items	8,276,586,000.00	7,848,777,823.56
11425 Import Duties	45,918,875,000.00	42,071,786,177.15
11440 Taxes on specific services	2,271,081,000.00	2,064,583,348.96
11441 Foreign Employment Services	2,331,000.00	2,523,980.84
11442 Health Services	1,274,229,000.00	1,149,658,088.02
11443 Education Services- Education Institute	656,384,000.00	531,642,193.65
11444 Education Services- Aboard Study	338,137,000.00	380,759,086.45
11450 Taxes on use of goods and on permission to use goods	27,490,251,000.00	36,595,902,546.35
11451 Vehicle Tax	9,916,792,000.00	10,670,635,550.35
11452 Taxes on the use of infrastructure	1,398,544,000.00	1,785,896,248.00
11453 Road Maintenance and Improvement Duty	2,102,054,000.00	3,818,713,526.00
11454 Road Construction and Maintenance Duty	4,392,216,000.00	9,402,140,936.00
11455 Infrastructure Tax	9,680,645,000.00	10,918,516,286.00
<b>11500 Taxes on international trade and transactions</b>	<b>128,060,050,000.00</b>	<b>126,865,356,276.22</b>
11510 Customs and other import duties	120,819,606,000.00	121,614,842,520.24
11511 Import duties	120,817,275,000.00	121,608,984,278.29
11512 Indian Excise Refund Fees	777,000.00	4,832,677.19
11513 Local Development Fees	1,554,000.00	1,025,564.76
11520 Taxes on exports	1,301,149,000.00	102,365,242.00
11521 Export duty	1,290,327,000.00	98,747,711.00
11522 Export Service Charge	10,822,000.00	3,617,531.00
11560 Other taxes on international trade and transactions	5,939,295,000.00	5,148,148,513.98
11561 Agriculture service charge on imports	5,137,395,000.00	4,735,019,483.98

Revenue Head	Target	Revenue
11562 Other Income related to Customs	801,900,000.00	413,129,030.00
<b>11600 Other taxes</b>	<b>4,360,351,000.00</b>	<b>5,356,593,296.45</b>
11610 Registration Fee	2,245,441,000.00	1,605,126,909.95
11611 Firm Registration Fee	2,159,974,000.00	1,567,677,712.25
11612 Agency Registration Fee	85,467,000.00	37,449,197.70
11620 Ownership Certificate Charge	2,114,910,000.00	3,751,466,386.50
11621 Driving Licence & Vehicle Ownership Certificate Charge	2,097,817,000.00	3,745,542,687.00
11622 Fire Arms Registration	17,093,000.00	5,923,699.50
<b>14000 Non Tax Revenue</b>	<b>63,851,012,000.00</b>	<b>67,226,098,618.74</b>
<b>14100 Property Income</b>	<b>28,712,657,000.00</b>	<b>33,046,542,305.20</b>
14110 Interest	1,565,440,000.00	3,537,776,933.24
14111 Interest from financial institutions	292,106,000.00	150,536,763.31
14112 Interest from commercial institutions	2,344,000.00	157,892,691.73
14113 Interest from industrial institutions	1,083,000.00	430,680.40
14114 Interest from service oriented institutions	1,241,364,000.00	3,211,754,760.80
14115 Interest from other institutions	28,543,000.00	17,162,037.00
14120 Dividends	17,461,455,000.00	17,429,650,293.06
14121 Dividend from Financial Institutions	8,953,367,000.00	8,204,670,355.56
14122 Dividend from Commercial Institutions	1,557,000.00	615,650.00
14123 Dividend from Industrial Institution	39,730,000.00	32,920,220.00
14124 Dividend from Service Oriented Organization	8,459,176,000.00	9,191,308,112.50
14125 Dividend from Other Institutions	7,625,000.00	135,955.00
14150 Rent & Royalty	9,685,762,000.00	12,079,115,078.90
14151 Rent on Lease of Government Property	488,586,000.00	742,002,256.26
14152 Royalty on Casino Operations.	197,730,000.00	406,893,254.00
14153 Royalty from Mine Extraction	91,471,000.00	1,137,801,663.86
14154 Income & Royalty from Water Resources SectorHydro Power Projects	1,356,623,000.00	3,331,888,856.66
14155 Royalty and Other Income from the Sales of Forest Products	1,663,017,000.00	1,969,172,483.14
14156 Other Royalty	5,888,335,000.00	4,491,356,564.98
<b>14200 Sales of Goods and Services</b>	<b>17,352,276,000.00</b>	<b>17,174,585,675.48</b>
14210 Sales of Goods	9,744,177,000.00	9,007,014,772.32
14211 Sales of agriculture product	170,358,000.00	170,947,187.36
14212 Sale of Government Property	233,919,000.00	724,396,243.14
14213 Sales of other items	146,451,000.00	188,778,513.15
14214 Telephone Services Fee	7,610,983,000.00	6,447,294,281.85
14215 Charge for the use of Telephone Services	1,579,008,000.00	1,472,614,052.22
14216 Water Connection & Supply	967,000.00	712,603.10
14217 Fee for use of Water for Irrigation	1,545,000.00	2,159,885.00
14218 Charges for Consumption of Electricity	946,000.00	112,006.50
14220 Administrative Fees	7,608,099,000.00	8,167,570,903.16
14221 Judicial Fee Duty	760,095,000.00	1,037,187,594.57
14222 Charges for use of Postal Services	432,487,000.00	341,802,680.18
14223 Income from Education Sector	691,137,000.00	594,895,864.31
14224 Exam Fee	484,847,000.00	593,131,640.88
14225 Transport Sector	314,927,000.00	806,229,898.00
14226 Export Import Licence Fee	103,353,000.00	129,939,751.85
14227 Other Administrative Fees	4,821,253,000.00	4,664,383,473.37
<b>14300 Penalties Fines &amp; Forfeiture</b>	<b>684,370,000.00</b>	<b>973,379,281.21</b>
14310 Penalties Fines & Forfeiture	684,370,000.00	973,379,281.21
14311 Judicial Penalty, Fines and Forfeiture	154,161,000.00	152,599,387.84
14312 Administrative Penalty, Fines and Forfeiture	530,209,000.00	820,779,893.37
<b>14400 Voluntary Transfers other than Grants</b>	<b>1,814,000.00</b>	<b>1,189,208.52</b>
14410 Voluntary Transfers other than Grants	1,814,000.00	1,189,208.52
14411 Recurrent	918,000.00	910,208.52
14412 Capital	896,000.00	279,000.00
<b>14500 Miscellaneous Revenue</b>	<b>17,099,895,000.00</b>	<b>16,030,402,148.33</b>
14510 Administrative Fee - Immigration and Tourism	15,582,053,000.00	7,700,021,446.75
14511 Charges for Issuing Passports	11,470,165,000.00	4,167,463,605.88
14512 Visa Fees	3,137,671,000.00	2,674,955,231.72
14513 Permit for Mountainering and Trekking	966,108,000.00	853,767,386.22
14514 Other Fee from Tourists	8,109,000.00	3,835,222.93
14520 Other Revenue	1,510,235,000.00	8,326,848,592.58
14521 Pollution Control Fees	1,140,304,000.00	1,259,726,359.09
14522 Other Revenue	369,931,000.00	7,067,122,233.49
14530 Capital Revenue	7,607,000.00	3,532,109.00
14531 Sales of Government Land and Building	7,607,000.00	3,532,109.00
<b>Grand Total</b>	<b>730,055,570,000.00</b>	<b>726,717,599,976.51</b>

Government of Nepal  
Ministry of Finance  
Financial Comptroller General Office  
**Function wise Expenditure**

Fiscal Year 2074/75

Budget Speech - Annex 5

Details	Total Expenditure	%Recurrent Expenditure	Recurrent %	Capital/Principle Expenses	Capital %	
01 GENERAL PUBLIC SERVICES	403,628,145,489.40	37.12	336,031,144,347.83	48.22	67,597,001,141.57	17.32
01.8 Transfers of a general character between	242,997,061,671.53	22.35	242,997,061,671.53	34.87	0.00	0.00
365 Ministry of Federal Affairs and Local Development	1,841,403,023.85	0.17	1,841,403,023.85	0.26	0.00	0.00
701 State	7,145,500,000.00	0.66	7,145,500,000.00	1.03	0.00	0.00
801 Local Level	234,010,158,647.68	21.52	234,010,158,647.68	33.58	0.00	0.00
01.4 Basic research	16,360,240.00	0.00	2,960,749.00	0.00	13,399,491.00	0.00
357 Ministry of Irrigation	16,360,240.00	0.00	2,960,749.00	0.00	13,399,491.00	0.00
01.1 Executive and legislative organs, financial.	82,945,500,229.30	7.63	54,547,990,617.54	7.83	28,397,509,611.76	7.27
101 President	155,722,201.38	0.01	134,869,653.44	0.02	20,852,547.94	0.01
102 Deputy President	39,967,896.19	0.00	35,635,784.74	0.01	4,332,111.45	0.00
202 Legislature - Parliament	1,041,436,481.58	0.10	944,707,418.58	0.14	96,729,063.00	0.02
206 Commission for Investigation of Abuse of	844,597,196.90	0.08	622,821,228.33	0.09	221,775,968.57	0.06
208 Office of the Auditor General	610,060,263.09	0.06	382,159,611.09	0.05	227,900,652.00	0.06
220 National Natural Resources and Fiscal Commission	83,683,186.43	0.01	12,869,212.43	0.00	70,813,974.00	0.02
250 Chief of State	131,296,593.96	0.01	61,715,686.58	0.01	69,580,907.38	0.02
301 Prime Minister and Council of Minister's Office	3,740,542,304.03	0.34	3,623,252,557.03	0.52	117,289,747.00	0.03
305 Ministry of Finance	4,809,822,969.40	0.44	4,219,884,452.36	0.61	589,938,517.04	0.15
306 Ministry of Supply	41,589,225.33	0.00	39,599,092.33	0.01	1,990,133.00	0.00
313 Ministry of drinking and sanitation	210,799,555.00	0.02	43,673,612.00	0.01	167,125,943.00	0.04
326 Ministry of Foreign Affairs	4,577,706,694.53	0.42	3,063,570,457.44	0.44	1,514,136,237.09	0.39
327 Ministry of Livestock Development	88,945,274.00	0.01	71,258,617.00	0.01	17,686,657.00	0.00
332 Ministry of Science & Technology	44,622,965.30	0.00	34,399,883.30	0.00	10,223,082.00	0.00
347 Ministry of Urban Development	81,354,282.85	0.01	71,994,467.98	0.01	9,359,814.87	0.00
352 Ministry of Cooperative and poverty Alleviation	173,562,895.81	0.02	171,034,754.81	0.02	2,528,141.00	0.00
356 Ministry of General Administration	63,659,215.40	0.01	63,659,215.40	0.01	0.00	0.00
365 Ministry of Federal Affairs and Local Development	138,752,656.71	0.01	134,465,047.18	0.02	4,287,609.53	0.00
501 MOF Policy Financing	6,661,738,220.00	0.61	0.00	0.00	6,661,738,220.00	1.71
503 MOF External Debt Service (Multilateral)	19,254,795,866.64	1.77	3,315,351,304.38	0.48	15,939,444,562.26	4.08
504 MOF External Debt Service (Bilateral)	3,194,805,661.15	0.29	545,029,937.52	0.08	2,649,775,723.63	0.68
601 MOF Staff Benefits and Retirement Benefits	36,076,761,683.26	3.32	36,076,761,683.26	5.18	0.00	0.00
602 MOF Miscellaneous	879,276,940.36	0.08	879,276,940.36	0.13	0.00	0.00
01.2 Foreign economic aid	429,431,153.01	0.04	2,579,927.60	0.00	426,851,225.41	0.11
357 Ministry of Irrigation	429,431,153.01	0.04	2,579,927.60	0.00	426,851,225.41	0.11
01.6 General public services n.e.c.	9,314,415,115.27	0.86	8,820,353,663.75	1.27	494,061,451.52	0.13
212 Election Commission	8,957,606,986.66	0.82	8,536,827,201.93	1.22	420,779,784.73	0.11
214 National Human Rights Commission	183,356,197.89	0.02	166,175,860.33	0.02	17,180,337.56	0.00
314 Ministry of Home	37,205,514.78	0.00	27,393,947.35	0.00	9,811,567.43	0.00
337 Ministry of Physical Infrastructure and Transport	9,753,929.30	0.00	8,396,964.30	0.00	1,356,965.00	0.00
365 Ministry of Federal Affairs and Local Development	126,492,486.64	0.01	81,559,689.84	0.01	44,932,796.80	0.01
01.3 General services	18,298,925,018.50	1.68	17,269,801,639.62	2.48	1,029,123,378.88	0.26

Government of Nepal  
Ministry of Finance  
**Ministry of Finance**  
**Function wise Expenditure**

Fiscal Year 2074/75

Budget Speech - Annex 5

Details	Total Expenditure	%Recurrent Expenditure	Recurrent %	Capital/Principle Expenses	Capital %	
210 Public Service Commission	740,694,516.01	0.07	687,139,019.72	0.10	53,555,496.29	0.01
301 Prime Minister and Council of Minister's Office	911,925,060.69	0.08	902,311,279.88	0.13	9,613,780.81	0.00
305 Ministry of Finance	562,768,209.95	0.05	125,490,208.52	0.02	437,278,001.43	0.11
314 Ministry of Home	13,723,957,524.67	1.26	13,331,071,827.11	1.91	392,885,697.56	0.10
325 Ministry of Culture, Tourism and Civil Aviation	141,050,895.55	0.01	130,303,272.91	0.02	10,747,622.64	0.00
326 Ministry of Foreign Affairs	88,976,167.13	0.01	82,142,142.57	0.01	6,834,024.56	0.00
329 Ministry of Forestry and Soil Conservation	34,615,699.30	0.00	33,821,402.50	0.00	794,296.80	0.00
347 Ministry of Urban Development	32,631,653.50	0.00	3,874,766.60	0.00	28,756,886.90	0.01
356 Ministry of General Administration	932,700,083.87	0.09	902,627,397.87	0.13	30,072,686.00	0.01
365 Ministry of Federal Affairs and Local Development	103,191,038.88	0.01	78,927,873.88	0.01	24,263,165.00	0.01
391 National Planning Commission Secretariata	1,026,414,168.95	0.09	992,092,448.06	0.14	34,321,720.89	0.01
01.7 Public debt transactions	49,622,986,352.29	4.56	12,386,930,369.29	1.78	37,236,055,983.00	9.54
501 MOF Policy Financing	151,448,353.00	0.01	0.00	0.00	151,448,353.00	0.04
502 MOF Domestic Debt Service	49,471,537,999.29	4.55	12,386,930,369.29	1.78	37,084,607,630.00	9.50
01.5 R&D General public services	3,465,709.50	0.00	3,465,709.50	0.00	0.00	0.00
305 Ministry of Finance	3,465,709.50	0.00	3,465,709.50	0.00	0.00	0.00
02 DEFENCE	48,006,690,666.56	4.42	38,135,158,343.54	5.47	9,871,532,323.02	2.53
02.2 Civil defence	91,870,126.00	0.01	10,405,002.00	0.00	81,465,124.00	0.02
314 Ministry of Home	91,870,126.00	0.01	10,405,002.00	0.00	81,465,124.00	0.02
02.5 Defence n.e.c.	33,442,233.04	0.00	1,546,322.00	0.00	31,895,911.04	0.01
347 Ministry of Urban Development	33,442,233.04	0.00	1,546,322.00	0.00	31,895,911.04	0.01
02.1 Military defence	47,881,378,307.52	4.40	38,123,207,019.54	5.47	9,758,171,287.98	2.50
307 Ministry of Industry	375,568,000.00	0.03	189,965,000.00	0.03	185,603,000.00	0.05
345 Ministry of Defence	47,505,810,307.52	4.37	37,933,242,019.54	5.44	9,572,568,287.98	2.45
03 PUBLIC ORDER AND SAFETY	53,921,254,989.49	4.96	47,402,727,709.45	6.80	6,518,527,280.04	1.67
03.2 Fire-protection services	11,602,215.00	0.00	11,154,478.00	0.00	447,737.00	0.00
314 Ministry of Home	11,602,215.00	0.00	11,154,478.00	0.00	447,737.00	0.00
03.3 Law courts	5,852,785,311.91	0.54	4,557,393,757.23	0.65	1,295,391,554.68	0.33
204 Courts	4,649,718,418.52	0.43	3,645,944,937.67	0.52	1,003,773,480.85	0.26
216 Office of the Attorney General	967,621,877.05	0.09	694,215,802.42	0.10	273,406,074.63	0.07
218 Council of Justice	63,328,414.03	0.01	57,885,167.03	0.01	5,443,247.00	0.00
311 Ministry of Law, Justice and Parliamentary	155,950,974.32	0.01	147,645,217.12	0.02	8,305,757.20	0.00
371 Ministry of Labour and Employment	16,165,627.99	0.00	11,702,632.99	0.00	4,462,995.00	0.00
03.1 Police services	39,829,397,808.31	3.66	36,926,144,086.80	5.30	2,903,253,721.51	0.74
314 Ministry of Home	39,829,397,808.31	3.66	36,926,144,086.80	5.30	2,903,253,721.51	0.74
03.4 Prisons	1,734,626,634.20	0.16	1,302,699,582.77	0.19	431,927,051.43	0.11
314 Ministry of Home	1,734,626,634.20	0.16	1,302,699,582.77	0.19	431,927,051.43	0.11
03.6 Public order and safety n.e.c.	6,492,843,020.07	0.60	4,605,335,804.65	0.66	1,887,507,215.42	0.48
301 Prime Minister and Council of Minister's Office	748,487,055.59	0.07	187,696,597.22	0.03	560,790,458.37	0.14

Government of Nepal  
Ministry of Finance  
**Ministry of Finance**  
**Function wise Expenditure**

Fiscal Year 2074/75

Budget Speech - Annex 5

Details	Total Expenditure	%Recurrent Expenditure	Recurrent %	Capital/Principle Expenses	Capital %	
314 Ministry of Home	3,660,280,702.81	0.34	2,942,687,969.69	0.42	717,592,733.12	0.18
349 Ministry of Peace & Reconstruction	2,084,075,261.67	0.19	1,474,951,237.74	0.21	609,124,023.93	0.16
<b>04 ECONOMIC AFFAIRS</b>	<b>389,679,147,449.33</b>	<b>35.84</b>	<b>147,038,779,937.90</b>	<b>21.10</b>	<b>242,640,367,511.43</b>	<b>62.16</b>
<b>04.2 Agriculture, forestry, fishing and hunting</b>	<b>72,192,203,155.83</b>	<b>6.64</b>	<b>34,587,874,048.13</b>	<b>4.96</b>	<b>37,604,329,107.70</b>	<b>9.63</b>
305 Ministry of Finance	500,000,000.00	0.05	500,000,000.00	0.07	0.00	0.00
312 Ministry of Agriculture Development	19,250,531,444.73	1.77	16,289,635,715.97	2.34	2,960,895,728.76	0.76
327 Ministry of Livestock Development	4,609,870,370.20	0.42	3,358,201,034.04	0.48	1,251,669,336.16	0.32
329 Ministry of Forestry and Soil Conservation	10,896,240,108.12	1.00	7,958,084,686.33	1.14	2,938,155,421.79	0.75
336 Ministry of Land Reforms and Management	5,320,976,351.61	0.49	4,410,763,735.71	0.63	910,212,615.90	0.23
352 Ministry of Cooperative and poverty Alleviation	530,620,189.05	0.05	493,610,172.87	0.07	37,010,016.18	0.01
357 Ministry of Irrigation	29,152,345,431.02	2.68	1,506,623,753.11	0.22	27,645,721,677.91	7.08
365 Ministry of Federal Affairs and Local Development	431,619,261.10	0.04	70,954,950.10	0.01	360,664,311.00	0.09
501 MOF Policy Financing	1,500,000,000.00	0.14	0.00	0.00	1,500,000,000.00	0.38
<b>04.6 Communication</b>	<b>5,256,394,458.37</b>	<b>0.48</b>	<b>4,095,663,577.53</b>	<b>0.59</b>	<b>1,160,730,880.84</b>	<b>0.30</b>
332 Ministry of Science & Technology	759,946,280.74	0.07	111,640,998.30	0.02	648,305,282.44	0.17
358 Ministry of Information and Communications	4,226,448,177.63	0.39	3,984,022,579.23	0.57	242,425,598.40	0.06
501 MOF Policy Financing	270,000,000.00	0.02	0.00	0.00	270,000,000.00	0.07
<b>04.9 Economic affairs n.e.c.</b>	<b>181,711,710.51</b>	<b>0.02</b>	<b>61,963,949.51</b>	<b>0.01</b>	<b>119,747,761.00</b>	<b>0.03</b>
305 Ministry of Finance	81,711,710.51	0.01	61,963,949.51	0.01	19,747,761.00	0.01
501 MOF Policy Financing	100,000,000.00	0.01	0.00	0.00	100,000,000.00	0.03
<b>04.3 Fuel and energy</b>	<b>63,251,127,260.24</b>	<b>5.82</b>	<b>4,206,509,906.79</b>	<b>0.60</b>	<b>59,044,617,353.45</b>	<b>15.13</b>
307 Ministry of Industry	75,759,236.92	0.01	21,634,447.64	0.00	54,124,789.28	0.01
308 Ministry of Energy	25,942,572,345.97	2.39	878,074,208.21	0.13	25,064,498,137.76	6.42
331 Ministry of Population and environment	3,325,423,550.94	0.31	3,306,801,250.94	0.47	18,622,300.00	0.00
501 MOF Policy Financing	33,907,372,126.41	3.12	0.00	0.00	33,907,372,126.41	8.69
<b>04.1 General economic, commercial and labour</b>	<b>119,373,529,390.84</b>	<b>10.98</b>	<b>94,639,995,745.09</b>	<b>13.58</b>	<b>24,733,533,645.75</b>	<b>6.34</b>
301 Prime Minister and Council of Minister's Office	114,799,038,706.94	10.56	91,635,970,945.07	13.15	23,163,067,761.87	5.93
306 Ministry of Supply	684,931,000.00	0.06	671,431,000.00	0.10	13,500,000.00	0.00
330 Ministry of Commerce	684,837,962.09	0.06	348,484,220.36	0.05	336,353,741.73	0.09
365 Ministry of Federal Affairs and Local Development	2,278,780,643.90	0.21	1,211,275,552.76	0.17	1,067,505,091.14	0.27
371 Ministry of Labour and Employment	925,941,077.91	0.09	772,834,026.90	0.11	153,107,051.01	0.04
<b>04.4 Mining, manufacturing and construction</b>	<b>2,444,137,261.21</b>	<b>0.22</b>	<b>101,033,907.43</b>	<b>0.01</b>	<b>2,343,103,353.78</b>	<b>0.60</b>
307 Ministry of Industry	111,002,172.03	0.01	77,260,089.03	0.01	33,742,083.00	0.01
337 Ministry of Physical Infrastructure and Transport	2,333,135,089.18	0.21	23,773,818.40	0.00	2,309,361,270.78	0.59
<b>04.7 Other industries</b>	<b>12,591,544,686.56</b>	<b>1.16</b>	<b>2,148,229,240.81</b>	<b>0.31</b>	<b>10,443,315,445.75</b>	<b>2.68</b>
306 Ministry of Supply	61,484,673.25	0.01	55,716,635.14	0.01	5,768,038.11	0.00
307 Ministry of Industry	3,569,060,808.18	0.33	1,770,047,141.64	0.25	1,799,013,666.54	0.46
312 Ministry of Agriculture Development	21,250,894.00	0.00	21,250,894.00	0.00	0.00	0.00
325 Ministry of Culture, Tourism and Civil Aviation	618,932,360.18	0.06	289,913,282.03	0.04	329,019,078.15	0.08
329 Ministry of Forestry and Soil Conservation	69,341,281.13	0.01	11,301,288.00	0.00	58,039,993.13	0.01

Government of Nepal  
Ministry of Finance  
**Ministry of Finance**  
**Function wise Expenditure**

Fiscal Year 2074/75

Budget Speech - Annex 5

Details	Total Expenditure	%Recurrent Expenditure	Recurrent %	Capital/Principle Expenses	Capital %	
501 MOF Policy Financing	8,251,474,669.82	0.76	0.00	8,251,474,669.82	2.11	
04.8 R&D Economic affairs	377,648,637.09	0.03	85,354,710.20	0.01	292,293,926.89	0.07
307 Ministry of Industry	108,773,018.63	0.01	56,491,566.35	0.01	52,281,452.28	0.01
308 Ministry of Energy	1,941,660.00	0.00	1,941,660.00	0.00	0.00	0.00
357 Ministry of Irrigation	266,933,958.46	0.02	26,921,483.85	0.00	240,012,474.61	0.06
04.5 Transport	114,010,850,888.68	10.49	7,112,154,852.41	1.02	106,898,696,036.27	27.38
332 Ministry of Science & Technology	39,399,753.83	0.00	12,734,626.00	0.00	26,665,127.83	0.01
337 Ministry of Physical Infrastructure and Transport	100,262,496,997.67	9.22	6,561,102,496.54	0.94	93,701,394,501.13	24.00
347 Ministry of Urban Development	1,794,214,158.94	0.17	333,862,228.01	0.05	1,460,351,930.93	0.37
365 Ministry of Federal Affairs and Local Development	10,606,739,978.24	0.98	204,455,501.86	0.03	10,402,284,476.38	2.66
501 MOF Policy Financing	1,308,000,000.00	0.12	0.00	0.00	1,308,000,000.00	0.34
05 ENVIRONMENTAL PROTECTION	15,361,180,942.51	1.41	2,564,066,349.64	0.37	12,797,114,592.87	3.28
05.6 Environmental protection n.e.c.	4,520,410,012.72	0.42	2,203,389,773.86	0.32	2,317,020,238.86	0.59
313 Ministry of drinking and sanitation	10,789,101.00	0.00	10,734,101.00	0.00	55,000.00	0.00
329 Ministry of Forestry and Soil Conservation	941,509,936.96	0.09	194,028,784.97	0.03	747,481,151.99	0.19
331 Ministry of Population and environment	1,108,753,659.11	0.10	423,481,296.48	0.06	685,272,362.63	0.18
332 Ministry of Science & Technology	298,516,537.14	0.03	197,368,910.21	0.03	101,147,626.93	0.03
347 Ministry of Urban Development	2,160,840,778.51	0.20	1,377,776,681.20	0.20	783,064,097.31	0.20
05.5 R&D Environmental protection	1,938,970,364.01	0.18	19,692,378.18	0.00	1,919,277,985.83	0.49
329 Ministry of Forestry and Soil Conservation	24,798,528.18	0.00	19,692,378.18	0.00	5,106,150.00	0.00
501 MOF Policy Financing	1,914,171,835.83	0.18	0.00	0.00	1,914,171,835.83	0.49
05.1 Waste management	3,949,758,264.99	0.36	322,787,355.50	0.05	3,626,970,909.49	0.93
305 Ministry of Finance	182,681,397.02	0.02	182,681,397.02	0.03	0.00	0.00
313 Ministry of drinking and sanitation	310,201,331.24	0.03	133,731,282.94	0.02	176,470,048.30	0.05
365 Ministry of Federal Affairs and Local Development	21,108,030.54	0.00	6,374,675.54	0.00	14,733,355.00	0.00
501 MOF Policy Financing	3,435,767,506.19	0.32	0.00	0.00	3,435,767,506.19	0.88
05.2 Waste water management	4,952,042,300.79	0.46	18,196,842.10	0.00	4,933,845,458.69	1.26
313 Ministry of drinking and sanitation	387,411,752.86	0.04	3,102,650.80	0.00	384,309,102.06	0.10
357 Ministry of Irrigation	4,564,630,547.93	0.42	15,094,191.30	0.00	4,549,536,356.63	1.17
06 HOUSING AND COMMUNITY AMENITIES	50,913,834,107.57	4.68	7,922,993,123.74	1.14	42,990,840,983.83	11.01
06.3 Water supply	23,759,140,469.95	2.19	1,531,580,522.27	0.22	22,227,559,947.68	5.69
313 Ministry of drinking and sanitation	19,029,967,446.69	1.75	1,095,918,011.63	0.16	17,934,049,435.06	4.59
347 Ministry of Urban Development	1,488,236,979.62	0.14	50,313,677.62	0.01	1,437,923,302.00	0.37
365 Ministry of Federal Affairs and Local Development	1,266,136,043.64	0.12	385,348,833.02	0.06	880,787,210.62	0.23
501 MOF Policy Financing	1,974,800,000.00	0.18	0.00	0.00	1,974,800,000.00	0.51
06.2 Community development	2,471,941,909.30	0.23	773,347,363.14	0.11	1,698,594,546.16	0.44
329 Ministry of Forestry and Soil Conservation	320,004,720.27	0.03	241,386,549.53	0.03	78,618,170.74	0.02
340 Ministry of Women, Children & Social Welfare	74,695,388.00	0.01	74,695,388.00	0.01	0.00	0.00
347 Ministry of Urban Development	103,015,760.65	0.01	47,723,911.33	0.01	55,291,849.32	0.01



Government of Nepal  
Ministry of Finance  
**Ministry of Finance**  
**Function wise Expenditure**

Fiscal Year 2074/75

Budget Speech - Annex 5

Details	Total Expenditure	%Recurrent Expenditure	Recurrent %	Capital/Principle Expenses	Capital %	
365 Ministry of Federal Affairs and Local Development	1,974,226,040.38	0.18	409,541,514.28	0.06	1,564,684,526.10	0.40
06.6 Housing and community amenities n.e.c.	2,127,623,253.03	0.20	105,171,594.41	0.02	2,022,451,658.62	0.52
365 Ministry of Federal Affairs and Local Development	2,127,623,253.03	0.20	105,171,594.41	0.02	2,022,451,658.62	0.52
06.1 Housing development	22,555,128,475.29	2.07	5,512,893,643.92	0.79	17,042,234,831.37	4.37
305 Ministry of Finance	401,881,493.88	0.04	401,881,493.88	0.06	0.00	0.00
347 Ministry of Urban Development	22,133,246,981.41	2.04	5,111,012,150.04	0.73	17,022,234,831.37	4.36
501 MOF Policy Financing	20,000,000.00	0.00	0.00	0.00	20,000,000.00	0.01
07 HEALTH	35,921,048,218.60	3.30	29,066,877,179.65	4.17	6,854,171,038.95	1.76
07.6 Health n.e.c.	988,712,000.00	0.09	988,712,000.00	0.14	0.00	0.00
350 Ministry of Education	988,712,000.00	0.09	988,712,000.00	0.14	0.00	0.00
07.3 Hospital services	16,252,022,497.15	1.49	15,846,478,814.35	2.27	405,543,682.80	0.10
314 Ministry of Home	729,634,255.23	0.07	568,641,140.02	0.08	160,993,115.21	0.04
345 Ministry of Defence	695,421,681.00	0.06	695,421,681.00	0.10	0.00	0.00
370 Ministry of Health	8,898,932,834.07	0.82	8,654,382,266.48	1.24	244,550,567.59	0.06
601 MOF Staff Benefits and Retirement Benefits	5,928,033,726.85	0.55	5,928,033,726.85	0.85	0.00	0.00
07.1 Medical products, appliances and equipment	470,182,275.36	0.04	196,175,749.32	0.03	274,006,526.04	0.07
370 Ministry of Health	470,182,275.36	0.04	196,175,749.32	0.03	274,006,526.04	0.07
07.2 Out-patient services	2,929,657,973.76	0.27	2,568,879,821.76	0.37	360,778,152.00	0.09
306 Ministry of Supply	175,275,000.00	0.02	164,775,000.00	0.02	10,500,000.00	0.00
370 Ministry of Health	2,754,382,973.76	0.25	2,404,104,821.76	0.34	350,278,152.00	0.09
07.4 Public health services	11,849,509,828.62	1.09	6,143,060,562.50	0.88	5,706,449,266.12	1.46
365 Ministry of Federal Affairs and Local Development	385,087,707.43	0.04	385,087,707.43	0.06	0.00	0.00
370 Ministry of Health	11,464,422,121.19	1.05	5,757,972,855.07	0.83	5,706,449,266.12	1.46
07.5 R&D Health	3,430,963,643.71	0.32	3,323,570,231.72	0.48	107,393,411.99	0.03
370 Ministry of Health	3,430,963,643.71	0.32	3,323,570,231.72	0.48	107,393,411.99	0.03
08 RECREATION,CULTURE AND RELIGION	5,265,125,116.64	0.48	4,675,538,994.33	0.67	589,586,122.31	0.15
08.3 Broadcasting and publishing services	296,150,385.17	0.03	277,518,298.18	0.04	18,632,086.99	0.00
358 Ministry of Information and Communications	296,150,385.17	0.03	277,518,298.18	0.04	18,632,086.99	0.00
08.2 Cultural services	2,739,983,018.19	0.25	2,189,852,436.70	0.31	550,130,581.49	0.14
325 Ministry of Culture, Tourism and Civil Aviation	2,693,254,531.39	0.25	2,155,373,189.90	0.31	537,881,341.49	0.14
365 Ministry of Federal Affairs and Local Development	46,728,486.80	0.00	34,479,246.80	0.00	12,249,240.00	0.00
08.5 R&D Recreation, culture and religion	72,631,164.04	0.01	66,415,874.00	0.01	6,215,290.04	0.00
325 Ministry of Culture, Tourism and Civil Aviation	72,631,164.04	0.01	66,415,874.00	0.01	6,215,290.04	0.00
08.1 Recreational and sporting services	2,156,360,549.24	0.20	2,141,752,385.45	0.31	14,608,163.79	0.00
343 Ministry of Youth and Sports	2,156,360,549.24	0.20	2,141,752,385.45	0.31	14,608,163.79	0.00
09 EDUCATION	45,019,031,834.31	4.14	44,775,213,250.56	6.42	243,818,583.75	0.06
09.8 Education n.e.c.	410,555,404.14	0.04	409,911,868.14	0.06	643,536.00	0.00
350 Ministry of Education	410,555,404.14	0.04	409,911,868.14	0.06	643,536.00	0.00

Government of Nepal  
Ministry of Finance  
**Ministry of Finance**  
**Function wise Expenditure**

Fiscal Year 2074/75

Budget Speech - Annex 5

Details	Total Expenditure	%Recurrent Expenditure	Recurrent %	Capital/Principle Expenses	Capital %	
09.5 Education not definable by level	20,173,553,224.53	1.86	19,993,418,753.95	2.87	180,134,470.58	0.05
350 Ministry of Education	20,173,553,224.53	1.86	19,993,418,753.95	2.87	180,134,470.58	0.05
09.1 Pre-primary and primary education	355,691,419.10	0.03	354,207,116.10	0.05	1,484,303.00	0.00
350 Ministry of Education	355,691,419.10	0.03	354,207,116.10	0.05	1,484,303.00	0.00
09.6 Subsidiary services to education	24,079,231,786.54	2.21	24,017,675,512.37	3.45	61,556,274.17	0.02
350 Ministry of Education	24,079,231,786.54	2.21	24,017,675,512.37	3.45	61,556,274.17	0.02
10 SOCIAL PROTECTION	39,564,368,643.99	3.64	39,307,055,134.26	5.64	257,313,509.73	0.07
10.4 Family and children	351,381,359.00	0.03	351,381,359.00	0.05	0.00	0.00
370 Ministry of Health	351,381,359.00	0.03	351,381,359.00	0.05	0.00	0.00
10.8 R&D Social protection	79,833,735.75	0.01	74,358,009.75	0.01	5,475,726.00	0.00
352 Ministry of Cooperative and poverty Alleviation	55,130,649.26	0.01	54,636,839.26	0.01	493,810.00	0.00
371 Ministry of Labour and Employment	24,703,086.49	0.00	19,721,170.49	0.00	4,981,916.00	0.00
10.7 Social exclusion n.e.c.	37,634,143,303.94	3.46	37,602,854,834.94	5.40	31,288,469.00	0.01
301 Prime Minister and Council of Minister's Office	37,217,536.20	0.00	36,496,088.20	0.01	721,448.00	0.00
365 Ministry of Federal Affairs and Local Development	37,596,925,767.74	3.46	37,566,358,746.74	5.39	30,567,021.00	0.01
10.9 Social protection n.e.c.	1,499,010,245.30	0.14	1,278,460,930.57	0.18	220,549,314.73	0.06
314 Ministry of Home	134,763,890.44	0.01	34,867,776.00	0.01	99,896,114.44	0.03
340 Ministry of Women, Children & Social Welfare	1,364,246,354.86	0.13	1,243,593,154.57	0.18	120,653,200.29	0.03
Grand Total:	1,087,279,827,458.40	100.00	696,919,554,370.90	100.00	390,360,273,087.50	100.00

Financial Controller General Office

Ministry wise Actual Expenditure (Fiscal Year :2074/75)

Fiscal Year 2074/75

Budget Speech - Annex 6

Ministry	Recurrent		Capital / Financing		Total	Cash			Commodity/Direct Grant
	Total Cash					GoN	Foreign Grant Cash		
101 President	134869653	20852548	155722201	155722201	155722201	155722201			
102 Deputy President	35635785	4332111	39967896	39967896	39967896				
202 Legislature - Parliament	944707419	96729063	1041436482	1041436482	1041436482	1041436482			
204 Courts	3645944938	1003773481	4649718419	4649718419	4649718419	4649718419			
206 Commission for Investigation of Abuse of Authority	622821228	221775969	844597197	844597197	844597197				
208 Office of the Auditor General	382159611	227900652	610060263	610060263	610060263				
210 Public Service Commission	687139020	53555496	740694516	740694516	740694516				
212 Election Commission	8536827202	420779785	8957606987	8957606987	8957606987				
214 National Human Rights Commission	166175860	17180038	183356198	183356198	183356198				
216 Office of the Attorney General	694215802	273406075	967621877	967621877	967621877				
218 Council of Justice	57885167	5443247	63328414	63328414	63328414				
220 National Natural Resources and Fiscal Commission	12869212	70813974	83683186	83683186	83683186				
250 Chief of State	61715687	69569097	131296594	131296594	131296594				
301 Prime Minister and Council of Minister's Office	96385727467	23851483196	120237210663	119398460386	69901932177	49496528208			838750278
305 Ministry of Finance	5495367211	1046964279	6542331490	6333459516	5752322960	581136556			208871975
306 Ministry of Supply	931521727	31758171	963279899	963279899	963279899				
307 Ministry of Industry	2115398245	2124764991	4240163236	4240163236	4145973851	94189384			
308 Ministry of Energy	880015868	25064498138	25944514006	25995388869	23833854732	2061534137			49125137
311 Ministry of Law, Justice and Parliamentary Affairs	147645217	8305757	155950974	155950974	155950974				
312 Ministry of Agriculture Development	16310886610	2960895729	1927192339	18371705750	153347860689	3036939681			900076588
313 Ministry of drinking and sanitation	1287159658	18662009528	19949169187	18666458187	15647002291	3019465896			1282711000
314 Ministry of Home	55155065810	4798272862	59953338671	59953338671	59838864932	114473739			13759991
325 Ministry of Culture, Tourism and Civil Aviation	2642005619	863863332	3525668951	3512109960	3504103364	8006596			
326 Ministry of Foreign Affairs	3145712600	1520970262	4666682862	4666682862	4666682862				
327 Ministry of Livestock Development	3429459651	1269355993	4698815644	4615593604	4428649306	186944298			83222040
329 Ministry of Forestry and Soil Conservation	8458315090	3828195184	12286510274	12106384891	11357572283	748812608			180125383
330 Ministry of Commerce	348484220	336353742	684837962	649564057	334787124	314776933			35273905
332 Ministry of Population and environment	3730282547	703894663	4434177210	4132438498	3599159937	533278560			301738712
333 Ministry of Science & Technology	356144418	786341119	1142485537	1142485537	1142485537				
336 Ministry of Land Reforms and Management	4410763736	910212616	520976352	520976352	520976352				
337 Ministry of Physical Infrastructure and Transport	6593273279	96012112737	102605386016	99829121638	89303363599	10525758038			2776264378
340 Ministry of Women, Children & Social Welfare	1318288543	120653200	1438941743	1426056184	1390101768	35954416			12885559

**Ministry of Finance**  
**Ministry wise Actual Expenditure ( Fiscal Year :2074/75)**

Fiscal Year:2074/75

Budget Speech - Annex 6

Ministry	Recurrent	Capital / Financing	Total	Cash			Commodity/Direct Grant
				Total Cash	GoN	Foreign Grant Cash	
343 Ministry of Youth and Sports	2141752385	14608164	2156360549	2156360549	2156181163	179386	
345 Ministry of Defence	38628663701	9572568288	48201231989	48201231989	48201231989		
347 Ministry of Urban Development	6998104205	20828878624	27826982829	27572714303	149669448354	12603265950	2542868525
349 Ministry of Peace & Reconstruction	1474951238	609124024	2084075262	2084075262	2017750839	66324423	
350 Ministry of Education	45763925251	243818584	46007743834	45657616481	38932588992	6725027489	350127353
352 Ministry of Cooperative and poverty Alleviation	719281767	40031967	759313734	759313734	759313734		
356 Ministry of General Administration	966286613	30072686	996359299	996359299	996359299		
357 Ministry of Irrigation	1554180105	32875521226	34429701330	3423086956	27315171522	6907915434	206614374
358 Ministry of Information and Communications	4261540877	261057685	4522598663	4522598663	4522598663		
365 Ministry of Federal Affairs and Local Development	42515403958	16429410461	58944814419	57283819023	52316483426	4967335597	1660995396
370 Ministry of Health	2068787283	6682877924	27370265207	26463135946	21571411135	4891724810	90729262
371 Ministry of Labour and Employment	804257830	162851962	966808792	764990792	717194184	47796608	201819000
391 National Planning Commission Secretariat	992092448	34321721	1026414169	1026414169	1026414169		
501 MOF Policy Financia		59494772711	59494772711	49018949573	45174495573	3844454000	10475823138
502 MOF Domestic Debt Service	12386830369	37084607630	49471537999	49471537999	49471537999		
503 MOF External Debt Service (Multilateral)	3315351304	15939444562	19254795667	19254795667	19254795667		
504 MOF External Debt Service (Bilateral)	545029938	2649775724	3194805661	3194805661	3194805661		
601 MOF Staff Benefits and Retirement Benefits	42004795410		42004795410	42004795410	42004795410		
602 MOF Miscellaneous	879276940		879276940	879276940	879276940		
701 State	7145500000		7145500000	7145500000	7145500000		
801 Local Level	234010158648		234010158648	234010158648	234010158648		
<b>Total</b>	<b>696919554371</b>	<b>390360273088</b>	<b>1087279827458</b>	<b>1066540246465</b>	<b>955728433714</b>	<b>110811812751</b>	<b>20739580994</b>

**Financial Comptroller General Office**  
**Source wise Recurrent/Capital Expenditure**

Fiscal Year 2074/75

Budget Speech - Annex 7

Economic Code	Description	GoN		Cash		Commodity/Direct Payment	Grand Total
				Foreign Grant	Total Cash		
Recurrent		636049651850	57677716292	693727368142	3192186229	698919554371	
21100	Wages and salaries	111418707966	64717213	111483425179	388500	111483813679	
21111	Salary	85006243738	36480813	85042724551		85042724551	
21112	Local Allowances	988584982	48154	988633146		988633146	
21113	Dearness Allowance	3047906607	303532	3048210139		3048210139	
21114	Field Allowance	101802902	12404861	114207762		114207762	
21119	Other Allowance	4827493203	14124553	4841617756	388500	4842006256	
21121	Clothing	3363472013	493325	3363965338		3363965338	
21122	Fooding	13693088056		13693088056		13693088056	
21123	Medical Expense	390116455	861976	390978430		390978430	
22100	Rent & Services	5269244825	70759137	5340003962	1549316	5341553278	
22111	Water and Electricity	1481128891	6181533	1487310424	612546	1487922970	
22112	Communication	758840436	13024988	771865434	330771	772196205	
22121	House Rent	1876993490	47191501	1924184991	606000	1924790991	
22122	Other Rent	1152282009	4361104	1156643113		1156643113	
22200	Operation & Maintenance of Capital Assets	5492534078	125134655	5617668733	5390057	5623058790	
22211	Fuel and Oil - Vehicles	278554750	57379188	2842926757	2696968	2845623726	
22212	Operation & Maintenance	2362577187	64514760	2427091947	2693089	2429785036	
22213	Insurance	344409321	3240707	347650028		347650028	
22300	Offices Materials & Services	4834570887	132546853	4967117739	10544327	4977662066	
22311	General Office Expenses	3111120161	120261155	3231381315	10544327	3241925642	
22312	Feedds for Animals & Birds	153664310	488050	154162360		154162360	
22313	Books and Materials	38335884	3545888	41881772		41881772	
22314	Fuel and Oil - For Administrative Purposes	204157808	1378953	205536761		205536761	
22321	Repair and Maintenance of Public Property	1327292724	6862807	1334155531		1334155531	
22400	Consultancy and Other Services fee	6446091690	1360771304	7806862994	747754717	8554617711	
22411	Consultancy and Services Expenses	1876780367	1238469564	3115249931	731819717	3847069648	
22412	Other Service Fee	4569311323	122301740	4691613063	15935000	4707548063	
22419	Other Services fee						
22500	Program Expenses	18315527086	2986800365	21302327451	1249891624	2255219075	
22511	Employee Training	1021506752	185625738	1207332490	10489143	1217821633	

## Ministry of Finance Source wise Recurrent/Capital Expenditure

Fiscal Year 2074/75

Budget Speech - Annex 7

Economic Code	Description	Cash		Total Cash	Commodity/Direct Payment	Grand Total
		GoN	Foreign Grant			
22512	Skill Development and Awareness Training Program	2279518049	785903492	3061421541	203436149	326487689
22521	Production Materials/Services	1065486664	15980078	1081468742		1081468742
22522	Program Expenses	10506733325	1779851589	12286584915	256906173	12543491087
22529	Other Program Expenses	1068848016		1068848016	2013145	1070981161
22531	Medicine Purchases	2377432280	219239468	2596671747	777047014	3373718762
22600	Monitoring, Evaluation & Travelling Expenses	4690116709	271648912	4961765622	12397847	4974163468
22611	Monitoring & Evaluation Expenses	1446934571	174402253	1621336824	9649181	1630986005
22612	Travelling Expenses	3164788121	97246659	3262014781	2748666	3264763447
22613	Travelling Expenses of VIPs & Delegations	44599950		44599950		44599950
22614	Other Travelling Expenses	33814067		33814067		33814067
22700	Miscellaneous	10801267473	28112763	10829380236	1099170	10830479406
22711	Miscellaneous	10801267473	28112763	10829380236	1099170	10830479406
24100	Interest on Foreign Foreign	3860381242		3860381242		3860381242
24111	Interest on Foreign Loan	3860381242		3860381242		3860381242
24200	Interest on Internal Loan	12386930369		12386930369		12386930369
24211	Interest on Internal Loan	12386930369		12386930369		12386930369
25100	Subsidies to Public Corporations	794185206		794185206	23303536	817488742
25111	Operating Subsidy - Non-Financial Corporations	549661744		549661744		572965280
25112	Capital Subsidy - Non-Financial Corporations	244523462		244523462	23303536	244523462
25200	Subsidies to Private Enterprises	89061030		89061030		199535984
25211	Operating Subsidies to Non-Financial Private Enterprises	4750030		4750030		17253307
25212	Capital Subsidies to Non-Financial Private Enterprises	84311000		84311000		182282677
26200	Grant to Social Service	175842430		175842430	94750294	175842430
26211	International Membership Fee & Assistance	175842430		175842430		175842430
26300	Grant to Local body	3848410801		3848410801	90959561	8904980725
26311	Unconditional Recurrent Grant to Local Bodies	1742790913		1742790913		1742790913
26312	Conditional Recurrent Grant to Local Bodies	327846381		327846381		900348647
26321	Unconditional Capital Grant to Local Bodies	151215820		151215820		151215820
26322	Conditional Capital Grant to Local Bodies	1628557687		1628557687	90959561	6110625345
26400	Grant to Social Service	110794771034		110794771034	954157281	159182772160
26411	Unconditional Recurrent Grant to Government Agencies, Committees & Boards	3770941180		3770941180	3344978	3774286159

## Ministry of Finance Source wise Recurrent/Capital Expenditure

Fiscal Year 2074/75

Budget Speech - Annex 7

Economic Code	Description	Cash			Commodity/Direct Payment	Grand Total
		GoN	Foreign Grant	Total Cash		
26412	Conditional Recurrent Grant to Government Agencies Committees & Boards	26002141527	3282033659	29284235386	323310934	29607546320
26413	Unconditional Recurrent Grant to Other Institutions & Individuals	6797921828	562223239	7360145067	406503884	776664951
26421	Unconditional Capital Grant to Government Agencies Committees & Boards	4487126308		4487126308		4487126308
26422	Conditional Recurrent Grant to Government Agencies Committees & Boards	11882589215	2740895061	14623484276	220997485	14844481761
26423	Unconditional Capital Grant to Other Institutions & Individuals	57854050975	40848631686	98702682661		98702682661
26500	Grant to State	7145500000		7145500000		7145500000
26511	Fiscal Equalization Grant	7145500000		7145500000		7145500000
26600	Grant to Local Level	234025435769		234025435769		234025435769
26611	Fiscal Equalization Grant	148752462000		148752462000		148752462000
26612	Conditional Grant	85272973769		85272973769		85272973769
27100	Social Security	4099896114		4099896114		4099896114
27111	Conditional Social Security Subsidy	38826282206		38826282206		38826282206
27112	Other Unconditional Social Assistance	2173413908		2173413908		2173413908
27200	Scholarships	618756468		618756468		618756468
27211	Scholarships	618756468	220135032	838891500		838891500
27300	Retirement Benefits	53765080829	1911190	53766992019		53766992019
27311	Pensions and Disability Allowance	40364218825		40364218825		40364218825
27312	Gratuity	587694161	1885200	589579361		589579361
27313	Accumulated Leave	5097769906	25990	509795896		509795896
27314	Medical Facility	7676578429		7676578429		7676578429
27315	Deceased Staff Assistance	38819508		38819508		38819508
28100	property Related Expenditure	6048065		6048065		6048065
28141	Land Rent	6048065		6048065		6048065
28200	Refunds	271491779		271491779		271491779
28211	Revenue Refund	98849287		98849287		98849287
28212	Judicial Refund	80149808		80149808		80149808
28213	Other Refund	92492684		92492684		92492684
Capital		216352458375	47289642459	263642100834	7071571627	270713672460
21100	Wages and salaries					
21111	Salary					

## Ministry of Finance Source wise Recurrent/Capital Expenditure

Fiscal Year 2074/75

Budget Speech - Annex 7

Economic Code	Description	GoN		Cash		Total Cash	Commodity/Direct Payment	Grand Total
		Land	Building	Foreign Grant	Other			
21113	Dearness Allowance							
21119	Other Allowance							
22400	Consultancy and Other Services fee							
22411	Consultancy and Services Expenses							
22500	Program Expenses							
22512	Skill Development and Awareness Training Program							
22522	Program Expenses							
26600	Grant to Local Level							
26611	Fiscal Equalization Grant							
29100	Land	28660901545		270000000		28930901545		28930901545
29111	Land Acquisition	28660901545		270000000		28930901545		28930901545
29200	Building	25489471683		11729017833		37218489516		37218489516
29211	Building Purchase	888940882		11610740866		888940882		888940882
29221	Building Construction	24124359905				35735100771		35735100771
29231	Capital Formation - Building	476170896		118276967		594447863		594447863
29300	Furniture & Fittings	1180727023		117785138		1298512160	47912	1298560072
29311	Furniture & Fixtures	1180727023		117785138		1298512160	47912	1298560072
29400	Vehicles	6241420126		370395498		6611815624	2721700	6614537324
29411	Vehicles	6241420126		370395498		6611815624	2721700	6614537324
29500	Plant & Machinery	8082663049		1271579508		9354242556	389138383	9743380940
29511	Plant & Machinery	8082663049		1271579508		9354242556	389138383	9743380940
29600	Civil Works	141470347994		31317257026		172787605020	4686049648	177473654667
29611	Civil Works - Construction	136852047039		29227380022		166079427061	4671170359	170750597420
29621	Capital Formation	4618300955		2088877004		6708177958	14879289	6723057247
29700	Capital Research & Consultancy	5226926956		2213607457		7440534413	1953613984	9434148396
29711	Capital Research & Consultancy	4762408282		2175295693		6937703975	1625196863	8562900838
29712	Software Development and Purchase	464518674		38311763		502830437	368417121	871247556
Financing		103326323489		5844454000		10917077489	10475823138	119646600627
31100	Net Internal Loan	6551991353		3844454000		10396445353	8799286030	19195731383
31111	Internal Loan to Corporations	6551991353		3844454000		10396445353	8799286030	19195731383



**Ministry of Finance**  
**Source wise Recurrent/Capital Expenditure**

Fiscal Year 2074/75

Budget Speech - Annex 7

Economic Code	Description	GoN		Cash		Commodity/Direct Payment	Grand Total
		GoN	Foreign Grant	Foreign Grant	Total Cash		
31200	Net Investment	41100504220	2000000000	2000000000	43100504220	1676537109	44777041329
31211	Share Investments- Corporations	40932315820	2000000000	2000000000	42932315820	1676537109	44608652929
31221	Foreign Share Investments	168188400			168188400		168188400
32100	External - Net Borrowing	18589220286			18589220286		18589220286
32111	External Amortization	18589220286			18589220286		18589220286
32200	Domestic Net Borrowing	37084607630			37084607630		37084607630
32211	Domestic Amortization	37084607630			37084607630		37084607630
Grand Total		955728433714	110811812751	1066540246465		20739560994	1087279827458

Financial Comptroller General Office  
**Source wise Expenditure Summary (Recurrent)**

Fiscal Year 2074/75

Ministry	GoN			Cash			Commodity			NonCash			Total Expenditure
	Reimb. Grant	Cash Grant	Reimb. Loan	Cash Loan	Total Cash	Commodity	Direct Grant	Direct Loan	NonCash	Total Expenditure			
101	President	134,869,653.44	0.00	0.00	0.00	134,869,653.44	0.00	0.00	0.00	0.00	134,869,653.44		
102	Deputy President	35,635,784.74	0.00	0.00	0.00	35,635,784.74	0.00	0.00	0.00	0.00	35,635,784.74		
202	Legislature - Parliament	944,707,418.58	0.00	0.00	0.00	944,707,418.58	0.00	0.00	0.00	0.00	944,707,418.58		
204	Courts	3,645,944,937.67	0.00	0.00	0.00	3,645,944,937.67	0.00	0.00	0.00	0.00	3,645,944,937.67		
206	Commission for Investigation of Abuse of Authority	622,821,228.33	0.00	0.00	0.00	622,821,228.33	0.00	0.00	0.00	0.00	622,821,228.33		
208	Office of the Auditor General	382,159,611.09	0.00	0.00	0.00	382,159,611.09	0.00	0.00	0.00	0.00	382,159,611.09		
210	Public Service Commission	687,139,019.72	0.00	0.00	0.00	687,139,019.72	0.00	0.00	0.00	0.00	687,139,019.72		
212	Election Commission	8,536,827,201.93	0.00	0.00	0.00	8,536,827,201.93	0.00	0.00	0.00	0.00	8,536,827,201.93		
214	National Human Rights Commission	168,175,860.33	0.00	0.00	0.00	168,175,860.33	0.00	0.00	0.00	0.00	168,175,860.33		
216	Office of the Attorney General	694,215,802.42	0.00	0.00	0.00	694,215,802.42	0.00	0.00	0.00	0.00	694,215,802.42		
218	Council of Justice	57,885,167.03	0.00	0.00	0.00	57,885,167.03	0.00	0.00	0.00	0.00	57,885,167.03		
220	National Natural Resources and Fiscal Commission	12,869,212.43	0.00	0.00	0.00	12,869,212.43	0.00	0.00	0.00	0.00	12,869,212.43		
250	Chief of Staff	61,715,686.58	0.00	0.00	0.00	61,715,686.58	0.00	0.00	0.00	0.00	61,715,686.58		
301	Prime Minister and Council of Ministers	55,756,373,677.12	10,213,446,222.92	23,104,677,053.19	0.00	86,384,514,853.23	0.00	1,212,614.17	0.00	1,212,614.17	86,385,727,467.40		
305	Ministry of Finance	5,084,055,006.19	183,096,397.02	19,343,833.00	0.00	5,286,495,236.21	0.00	208,871,974.58	0.00	208,871,974.58	5,495,367,210.79		
306	Ministry of Supply	931,521,727.47	0.00	0.00	0.00	931,521,727.47	0.00	0.00	0.00	0.00	931,521,727.47		
307	Ministry of Industry	2,067,208,139.83	10,198,399.33	37,991,715.50	0.00	2,115,398,244.66	0.00	0.00	0.00	0.00	2,115,398,244.66		
308	Ministry of Energy	875,539,773.63	1,817,307.58	0.00	0.00	877,357,081.21	0.00	2,658,797.00	0.00	2,658,797.00	880,015,888.21		
311	Ministry of Law, Justice and Parliamentary Affairs	147,645,217.12	0.00	0.00	0.00	147,645,217.12	0.00	0.00	0.00	0.00	147,645,217.12		
312	Ministry of Agriculture and Animal Husbandry	13,183,747,674.36	1,265,492,117.46	7,242,801.35	955,105,707.94	15,411,588,301.11	0.00	899,298,308.86	0.00	899,298,308.86	16,310,886,609.97		
313	Ministry of drinking and sanitation	1,166,978,208.84	24,231,222.94	28,415,835.54	67,534,391.05	1,287,159,658.37	0.00	1,287,159,658.37	0.00	0.00	1,287,159,658.37		
314	Ministry of Home Affairs	55,122,975,974.14	32,098,835.60	0.00	0.00	55,155,065,809.74	0.00	0.00	0.00	0.00	55,155,065,809.74		
325	Ministry of Culture, Tourism and Civil Aviation	2,626,678,483.33	1,568,164.60	0.00	0.00	2,628,246,627.93	0.00	13,758,990.91	0.00	13,758,990.91	2,642,005,618.84		
326	Ministry of Foreign Affairs	3,145,712,600.01	0.00	0.00	0.00	3,145,712,600.01	0.00	0.00	0.00	0.00	3,145,712,600.01		
327	Ministry of Livestock Development	3,250,182,686.30	91,372,533.98	4,682,490.70	0.00	3,346,237,101.98	0.00	83,222,040.06	0.00	83,222,040.06	3,429,459,651.04		
329	Ministry of Forestry and Environment	8,203,065,932.70	153,996,006.15	0.00	0.00	8,357,061,938.85	0.00	101,253,150.66	0.00	101,253,150.66	8,458,315,089.51		
330	Ministry of Commerce	309,118,055.96	39,366,164.40	0.00	0.00	348,484,220.36	0.00	0.00	0.00	0.00	348,484,220.36		
331	Ministry of Population and environment	3,329,196,779.24	334,826,181.58	31,340,000.00	0.00	3,695,362,960.82	0.00	34,919,586.60	0.00	34,919,586.60	3,730,282,547.42		
332	Ministry of Science & Technology	356,144,417.81	0.00	0.00	0.00	356,144,417.81	0.00	0.00	0.00	0.00	356,144,417.81		

Government of Nepal  
Ministry of Finance  
**Ministry of Finance**  
**Source wise Expenditure Summary (Recurrent)**  
Fiscal Year 2074/75

Ministry	GoN	Cash		Reimb. Loan	Cash Loan	Total Cash	Commodity	NonCash		Total Expenditure	
		Reimb. Grant	Cash Grant					Direct Grant	NonCash Loan		Total NonCash
336 Ministry of Land Reforms and Infrastructure	4,410,763,735.71	0.00	0.00	0.00	0.00	4,410,763,735.71	0.00	0.00	0.00	4,410,763,735.71	
337 Ministry of Physical Infrastructure and Children & Social Welfare	6,490,281,538.85	6,019,292.52	0.00	0.00	0.00	6,496,300,831.37	0.00	96,972,447.87	0.00	6,593,273,279.24	
340 Ministry of Women, Children & Social Welfare	1,273,287,365.86	301,981,008.00	1,916,610.00	0.00	0.00	1,305,402,893.86	0.00	12,885,558.71	0.00	1,318,288,452.57	
343 Ministry of Youth and Sports	2,141,572,988.45	0.00	179,386.00	0.00	0.00	2,141,752,385.45	0.00	0.00	0.00	2,141,752,385.45	
345 Ministry of Defence	38,628,683,700.54	0.00	0.00	0.00	0.00	38,628,683,700.54	0.00	0.00	0.00	38,628,683,700.54	
347 Ministry of Urban Development	2,394,233,829.18	156,345,697.51	0.00	4,365,565,117.21	0.00	6,907,144,943.90	0.00	90,959,560.98	0.00	6,998,104,204.78	
349 Ministry of Peace & Reconstruction	1,408,628,814.74	0.00	66,324,423.00	0.00	0.00	1,474,951,237.74	0.00	0.00	0.00	1,474,951,237.74	
350 Ministry of Education	38,750,156,719.50	2,511,612,985.96	44,466,235.00	4,107,561,982.89	0.00	45,413,797,897.35	201,469,744.54	148,657,609.67	350,127,353.21	45,763,925,250.96	
352 Ministry of Cooperative and poverty Alleviation Administration	719,281,766.94	0.00	0.00	0.00	0.00	719,281,766.94	0.00	0.00	0.00	719,281,766.94	
356 Ministry of General Administration	966,286,613.27	0.00	0.00	0.00	0.00	966,286,613.27	0.00	0.00	0.00	966,286,613.27	
357 Ministry of Irrigation	1,351,575,324.25	124,957,802.12	0.00	43,737,454.49	0.00	1,550,570,580.86	0.00	3,609,524.00	0.00	1,554,180,104.86	
358 Ministry of Information and Communications	4,261,540,877.41	0.00	0.00	0.00	0.00	4,261,540,877.41	0.00	0.00	0.00	4,261,540,877.41	
365 Ministry of Federal Development	41,035,734,984.49	974,791,997.64	286,467,404.00	33,963,492.00	0.00	42,330,957,888.13	0.00	184,446,069.56	0.00	42,515,403,957.69	
370 Ministry of Health	18,817,722,717.36	595,698,540.76	325,662,729.90	41,174,033.83	0.00	19,780,468,021.85	777,047,014.30	130,082,247.20	0.00	20,887,587,283.35	
371 Ministry of Labour and Employment	561,377,082.99	0.00	42,019,747.39	0.00	0.00	603,396,830.38	0.00	200,861,000.00	0.00	804,257,830.38	
391 National Planning Commission	992,092,448.06	0.00	0.00	0.00	0.00	992,092,448.06	0.00	0.00	0.00	992,092,448.06	
502 MOF Domestic Debt Service	12,396,930,369.29	0.00	0.00	0.00	0.00	12,396,930,369.29	0.00	0.00	0.00	12,396,930,369.29	
503 MOF External Debt Service	3,315,351,304.38	0.00	0.00	0.00	0.00	3,315,351,304.38	0.00	0.00	0.00	3,315,351,304.38	
504 MOF External Debt Service (Bilateral)	545,029,937.52	0.00	0.00	0.00	0.00	545,029,937.52	0.00	0.00	0.00	545,029,937.52	
601 MOF Staff Benefits and Pension Benefits	42,004,795,410.11	0.00	0.00	0.00	0.00	42,004,795,410.11	0.00	0.00	0.00	42,004,795,410.11	
602 MOF Miscellaneous	879,276,940.36	0.00	0.00	0.00	0.00	879,276,940.36	0.00	0.00	0.00	879,276,940.36	
701 State	7,145,500,000.00	0.00	0.00	0.00	0.00	7,145,500,000.00	0.00	0.00	0.00	7,145,500,000.00	
801 Local Level	234,010,158,647.68	0.00	0.00	0.00	0.00	234,010,158,647.68	0.00	0.00	0.00	234,010,158,647.68	
<b>Total :</b>	<b>638,043,851,680.28</b>	<b>16,751,325,868.07</b>	<b>8,132,057,005.18</b>	<b>32,794,333,418.80</b>	<b>0.00</b>	<b>693,727,388,142.33</b>	<b>978,516,758.84</b>	<b>2,122,709,908.85</b>	<b>90,959,560.88</b>	<b>3,192,166,228.57</b>	<b>696,519,654,370.90</b>

Government of Nepal  
Ministry of Finance

Financial Comptroller General Office

Source wise Expenditure Summary (Capital)

Budget Speech - Annex 9

Fiscal Year 2074/75

Ministry	GoN			Cash			Reimb.			Commodity			NonCash			Total Expenditure
	Reimb. Grant	Cash Grant	Cash Loan	Reimb. Loan	Cash Loan	Total Cash	Commodity	Direct Grant	Direct Loan	Total NonCash	Total					
101 President	0.00	20,852,547.94	0.00	0.00	0.00	20,852,547.94	0.00	0.00	0.00	0.00	0.00	0.00	0.00	0.00	20,852,547.94	
102 Deputy President	0.00	4,332,111.45	0.00	0.00	0.00	4,332,111.45	0.00	0.00	0.00	0.00	0.00	0.00	0.00	0.00	4,332,111.45	
202 Legislature - Parliament	0.00	96,729,063.00	0.00	0.00	0.00	96,729,063.00	0.00	0.00	0.00	0.00	0.00	0.00	0.00	0.00	96,729,063.00	
204 Courts	0.00	1,003,773,480.85	0.00	0.00	0.00	1,003,773,480.85	0.00	0.00	0.00	0.00	0.00	0.00	0.00	0.00	1,003,773,480.85	
206 Commission for Investigation of Abuse	0.00	221,775,968.57	0.00	0.00	0.00	221,775,968.57	0.00	0.00	0.00	0.00	0.00	0.00	0.00	0.00	221,775,968.57	
208 Office of the Auditor General	0.00	227,900,652.00	0.00	0.00	0.00	227,900,652.00	0.00	0.00	0.00	0.00	0.00	0.00	0.00	0.00	227,900,652.00	
210 Public Service Commission	0.00	53,555,496.29	0.00	0.00	0.00	53,555,496.29	0.00	0.00	0.00	0.00	0.00	0.00	0.00	0.00	53,555,496.29	
212 Election Commission	0.00	420,779,794.73	0.00	0.00	0.00	420,779,794.73	0.00	0.00	0.00	0.00	0.00	0.00	0.00	0.00	420,779,794.73	
214 National Human Rights Commission	0.00	17,180,337.56	0.00	0.00	0.00	17,180,337.56	0.00	0.00	0.00	0.00	0.00	0.00	0.00	0.00	17,180,337.56	
216 Office of the Attorney General	0.00	273,406,074.63	0.00	0.00	0.00	273,406,074.63	0.00	0.00	0.00	0.00	0.00	0.00	0.00	0.00	273,406,074.63	
218 Council of Justice	0.00	5,443,247.00	0.00	0.00	0.00	5,443,247.00	0.00	0.00	0.00	0.00	0.00	0.00	0.00	0.00	5,443,247.00	
220 National Natural Resources and Fiscal Chief of State	0.00	70,813,974.00	0.00	0.00	0.00	70,813,974.00	0.00	0.00	0.00	0.00	0.00	0.00	0.00	0.00	70,813,974.00	
250 Prime Minister and Council of Minister's Office	0.00	69,590,907.38	0.00	0.00	0.00	69,590,907.38	0.00	0.00	0.00	0.00	0.00	0.00	0.00	0.00	69,590,907.38	
301 Ministry of Finance	833,439,270.35	70,587,150.08	7,964,360,471.93	0.00	0.00	23,013,945,532.44	0.00	421,592,330.10	415,945,333.51	837,537,663.61	23,851,483,196.05	0.00	0.00	0.00	23,851,483,196.05	
305 Ministry of Supply	767,068.00	277,803,296.53	0.00	0.00	100,125,861.56	1,046,964,279.47	0.00	0.00	0.00	0.00	0.00	0.00	0.00	0.00	1,046,964,279.47	
306 Ministry of Industry	0.00	0.00	0.00	0.00	0.00	31,758,171.11	0.00	0.00	0.00	0.00	0.00	0.00	0.00	0.00	31,758,171.11	
308 Ministry of Energy	45,999,279.56	2,078,785,711.54	0.00	0.00	0.00	2,124,764,991.10	0.00	0.00	0.00	0.00	0.00	0.00	0.00	0.00	2,124,764,991.10	
311 Ministry of Law, Justice and Parliamentary	236,396.00	20,480,314,958.36	59,460,433.40	0.00	0.00	20,540,031,787.76	0.00	46,466,350.00	0.00	46,466,350.00	20,586,498,137.76	0.00	0.00	0.00	20,586,498,137.76	
312 Ministry of Agriculture	0.00	8,305,757.20	0.00	0.00	0.00	8,305,757.20	0.00	0.00	0.00	0.00	0.00	0.00	0.00	0.00	8,305,757.20	
313 Ministry of drinking and sanitation	377,658,753.51	339,113.00	430,901,187.99	0.00	0.00	2,960,117,449.17	0.00	778,279.59	0.00	778,279.59	2,960,959,728.76	0.00	0.00	0.00	2,960,959,728.76	
314 Ministry of Home	654,684,054.57	18,369,124.00	2,244,590,391.93	0.00	0.00	17,379,296,528.62	0.00	2,500,000.00	1,280,210,999.80	1,282,710,999.80	18,662,009,528.42	0.00	0.00	0.00	18,662,009,528.42	
325 Ministry of Culture, Tourism and Civil Affairs	64,014,779.88	6,438,431.54	0.00	0.00	0.00	4,798,272,861.70	0.00	0.00	0.00	0.00	4,798,272,861.70	0.00	0.00	0.00	4,798,272,861.70	
326 Ministry of Foreign Affairs	0.00	1,520,970,261.65	0.00	0.00	0.00	1,520,970,261.65	0.00	0.00	0.00	0.00	1,520,970,261.65	0.00	0.00	0.00	1,520,970,261.65	
327 Ministry of Livestock	50,406,075.72	0.00	40,485,198.00	0.00	0.00	1,269,355,993.16	0.00	0.00	0.00	0.00	1,269,355,993.16	0.00	0.00	0.00	1,269,355,993.16	
329 Ministry of Forestry and Soil Conservation	594,616,601.48	0.00	0.00	0.00	0.00	3,749,322,952.14	0.00	78,872,332.31	0.00	78,872,332.31	3,828,195,184.45	0.00	0.00	0.00	3,828,195,184.45	
330 Ministry of Commerce	74,483,646.16	25,699,988.07	200,927,122.86	0.00	0.00	301,079,837.09	0.00	35,273,904.64	0.00	35,273,904.64	336,353,741.73	0.00	0.00	0.00	336,353,741.73	
331 Ministry of Population and environment	35,064,714.40	269,963,157.96	132,047,664.41	0.00	0.00	437,075,536.77	0.00	0.00	266,819,125.86	266,819,125.86	703,894,662.63	0.00	0.00	0.00	703,894,662.63	
332 Ministry of Science & Technology	0.00	786,341,119.20	0.00	0.00	0.00	786,341,119.20	0.00	0.00	0.00	0.00	786,341,119.20	0.00	0.00	0.00	786,341,119.20	

Government of Nepal  
Ministry of Finance  
**Ministry of Finance**  
**Source wise Expenditure Summary (Capital)**  
Fiscal Year 2074/75

Ministry	GoN			Cash			NonCash			Total		
	Reimb. Grant	Cash Grant	Reimb. Loan	Cash Loan	Total Cash	Commodity	Direct Grant	Direct Loan	Total NonCash	Total Expenditure		
336 Ministry of Land Reforms and Development	0.00	910,212,615.90	0.00	0.00	910,212,615.90	0.00	0.00	0.00	0.00	910,212,615.90		
337 Ministry of Physical Infrastructure and Transport	1,506,094,726.00	0.00	4,747,759,514.45	4,265,944,505.45	99,332,820,806.31	0.00	84,215,250.32	2,595,076,880.28	2,679,291,930.60	96,012,112,736.91		
340 Ministry of Women, Children & Social Welfare	3,838,798.00	0.00	0.00	0.00	120,653,200.29	0.00	0.00	0.00	0.00	1,20,653,200.29		
343 Ministry of Youth and Sports	0.00	0.00	0.00	0.00	14,608,163.79	0.00	0.00	0.00	0.00	14,608,163.79		
345 Ministry of Defence	0.00	0.00	0.00	0.00	9,572,568,287.98	0.00	0.00	0.00	0.00	9,572,568,287.98		
347 Ministry of Urban Development	145,633,218.80	0.00	600,501,373.30	7,334,220,542.83	20,665,589,659.55	0.00	75,332,715.77	87,976,248.42	1,63,308,964.19	20,828,878,623.74		
349 Ministry of Peace & Reconstruction	0.00	0.00	0.00	0.00	609,124,023.93	0.00	0.00	0.00	0.00	609,124,023.93		
350 Ministry of Education	19,810,301.90	0.00	41,576,003.24	0.00	245,818,983.75	0.00	0.00	0.00	0.00	245,818,983.75		
352 Ministry of Cooperative and poverty Alleviation	0.00	0.00	0.00	0.00	40,031,967.18	0.00	0.00	0.00	0.00	40,031,967.18		
356 Ministry of General Administration	345,044,904.28	140,740,000.00	2,443,509,763.04	3,809,925,510.27	30,072,686.00	0.00	0.00	0.00	0.00	30,072,686.00		
357 Ministry of Irrigation	0.00	0.00	0.00	0.00	32,672,516,375.54	0.00	185,567,246.41	37,437,603.61	203,004,850.02	32,875,521,225.56		
358 Ministry of Information and Communications	1,040,601,331.28	2,253,596.00	2,629,257,775.96	0.00	14,952,861,135.12	0.00	1,467,081,427.86	9,467,899.21	1,476,549,326.07	16,429,410,461.19		
365 Ministry of Federal Affairs and Local Government	846,269,125.17	8,693,183.15	2,414,659,895.88	657,367,301.66	6,682,677,923.74	0.00	0.00	0.00	0.00	6,682,677,923.74		
370 Ministry of Health	0.00	5,776,861.00	0.00	0.00	161,593,962.01	0.00	956,000.00	0.00	956,000.00	162,551,962.01		
371 Ministry of Labour and Employment	0.00	0.00	0.00	0.00	34,321,720.89	0.00	0.00	0.00	0.00	34,321,720.89		
391 National Planning Commission	0.00	0.00	0.00	0.00	0.00	0.00	0.00	0.00	0.00	0.00		
391 National Planning Commission	0.00	0.00	0.00	0.00	0.00	0.00	0.00	0.00	0.00	0.00		
<b>Total :</b>	<b>6,647,441,476.60</b>	<b>524,562,463.76</b>	<b>23,950,054,796.39</b>	<b>16,167,583,821.77</b>	<b>283,642,100,833.67</b>	<b>0.00</b>	<b>2,378,637,737.00</b>	<b>4,692,933,889.69</b>	<b>7,071,571,626.69</b>	<b>270,713,672,460.36</b>		

**Source wise Expenditure Summary (Financing)**

Fiscal Year 2074/75

Ministry	GoN	Cash			Commodity	NonCash			Total Expenditure	
		Reimb. Grant	Cash Grant	Reimb. Loan		Cash Loan	Total Cash	Direct Grant		Direct Loan
308 Ministry of Energy	2,478,000,000.00	0.00	0.00	0.00	0.00	4,478,000,000.00	0.00	0.00	0.00	4,478,000,000.00
501 MOF Policy Financing	45,174,495,573.00	334,120,000.00	0.00	916,000,000.00	2,594,334,000.00	48,018,949,573.00	0.00	1,449,299,777.82	9,026,523,360.43	59,494,772,711.25
502 MOF Domestic Debt Service	37,094,607,630.00	0.00	0.00	0.00	0.00	37,094,607,630.00	0.00	0.00	0.00	37,094,607,630.00
503 CP External Debt Service (Multilateral)	15,939,444,562.26	0.00	0.00	0.00	0.00	15,939,444,562.26	0.00	0.00	0.00	15,939,444,562.26
504 MOF External Debt Service (Bilateral)	2,649,775,723.63	0.00	0.00	0.00	0.00	2,649,775,723.63	0.00	0.00	0.00	2,649,775,723.63
<b>Total :</b>	<b>103,325,323,488.89</b>	<b>334,120,000.00</b>	<b>0.00</b>	<b>916,000,000.00</b>	<b>4,594,334,000.00</b>	<b>109,170,777,488.89</b>	<b>0.00</b>	<b>1,449,299,777.82</b>	<b>9,026,523,360.43</b>	<b>119,646,600,627.14</b>

Financial Comptroller General Office

Function/ Priority wise Expenditure ( Fiscal Year :2074/75)

Function	1 Priority		2 Priority		3 Priority		Total Expenditure
	Recurrent Exp	Capital/	Recurrent	Capital	Recurrent	Capital	
<b>GENERAL PUBLIC SERVICES</b>							
01.1 Executive and legislative organs, financial, fiscal affairs and external President	90977637	6871549	3031755	6871549	783792	44933	162249205
101	53364596	21563990	402451	6693125	706359	0	82730520
102 Deputy President	134870	20853	0	0	0	0	155722
206 Legislature - Parliament	35636	4332	0	0	0	0	39968
206 Commission for Investigation of Abuse of Authority	944707	96729	0	0	0	0	1041436
208 Office of the Auditor General	622821	221776	0	0	0	0	844597
220 National Natural Resources and Fiscal Commission	382160	227901	0	0	0	0	610060
250 Chief of State	0	0	0	0	0	0	0
301 Prime Minister and Council of Minister's Office	0	0	0	0	0	0	0
305 Ministry of Finance	3623253	117290	0	0	0	0	3740542
306 Ministry of Supply	4031973	589939	187911	0	0	0	4809823
313 Ministry of drinking and sanitation	39599	1990	0	0	0	0	41589
326 Ministry of Foreign Affairs	43674	167126	0	0	0	0	210800
327 Ministry of Livestock Development	3034313	1482750	29257	31387	0	0	4577707
332 Ministry of Science & Technology	71259	17687	0	0	0	0	88945
347 Ministry of Urban Development	34400	10223	0	0	0	0	44623
352 Ministry of Cooperative and poverty Alleviation	71994	9360	0	0	0	0	81354
356 Ministry of General Administration	171035	2528	0	0	0	0	173563
365 Ministry of Federal Affairs and Local Development	0	0	63659	0	0	0	63659
501 MOF Policy Financing	127453	4288	7012	0	0	0	138753
503 MOF External Debt Service (Multilateral)	0	0	0	6661738	0	0	6661738
504 MOF External Debt Service (Bilateral)	3315351	15939449	0	0	0	0	19254796
601 MOF Staff Benefits and Retirement Benefits	545030	2649776	0	0	0	0	3194806
602 MOF Miscellaneous	36076762	0	0	0	0	0	36076762
01.2 Foreign economic aid	58307	0	114611	0	706359	0	879277
357 Ministry of Irrigation	2580	426851	0	0	0	0	429431
210 Public Service Commission	2580	426851	0	0	0	0	429431
301 Prime Minister and Council of Minister's Office	16474084	1001661	787901	26976	0	0	18290623
	687139	53555	0	0	0	0	740695
	902311	9614	0	0	0	0	911925

Function/ Priority wise Expenditure ( Fiscal Year :2074/75)

('000)

Function	1 Priority			2 Priority			3 Priority			Total Expenditure
	Recurrent Exp	Capital/		Recurrent	Capital		Recurrent	Capital		
305 Ministry of Finance	117674	436792	0	0	0	0	0	0	0	554486
314 Ministry of Home	13331072	392886	0	0	0	0	0	0	0	13723958
325 Ministry of Culture, Tourism and Civil Aviation	114890	3473	15414	7274	0	0	0	0	0	141051
326 Ministry of Foreign Affairs	15353	1791	66789	5043	0	0	0	0	0	88976
329 Ministry of Forestry and Soil Conservation	33821	794	0	0	0	0	0	0	0	34616
347 Ministry of Urban Development	3875	28757	0	0	0	0	0	0	0	32632
356 Ministry of General Administration	567528	30073	335099	0	0	0	0	0	0	932700
365 Ministry of Federal Affairs and Local Development	74189	23917	4739	346	0	0	0	0	0	103191
391 National Planning Commission Secretariata	626232	20009	365861	14313	0	0	0	0	0	1026414
01.4 Basic research	2961	13399	0	0	0	0	0	0	0	16360
357 Ministry of Irrigation	2961	13399	0	0	0	0	0	0	0	16360
01.5 R&D General public services	3466	0	0	0	0	0	0	0	0	3466
305 Ministry of Finance	3466	0	0	0	0	0	0	0	0	3466
01.6 General public services n.e.c.	8742920	449129	0	0	0	0	77433	44933	0	9314415
212 Election Commission	8536827	420780	0	0	0	0	0	0	0	8957607
214 National Human Rights Commission	166176	17180	0	0	0	0	0	0	0	183356
314 Ministry of Home	27394	9812	0	0	0	0	0	0	0	37206
337 Ministry of Physical Infrastructure and Transport	8397	1357	0	0	0	0	0	0	0	9754
365 Ministry of Federal Affairs and Local Development	4126	0	0	0	0	0	77433	44933	0	126492
01.7 Public debt transactions	12386930	37084608	0	151448	0	0	0	0	0	49622986
501 MOF Policy Financing	0	0	0	151448	0	0	0	0	0	151448
502 MOF Domestic Debt Service	12386930	37084608	0	0	0	0	0	0	0	49471538
01.8 Transfers of a general character between levels of government	0	0	1841403	0	0	0	0	0	0	1841403
365 Ministry of Federal Affairs and Local Development	0	0	1841403	0	0	0	0	0	0	1841403
701 State	0	0	0	0	0	0	0	0	0	0
801 Local Level	0	0	0	0	0	0	0	0	0	0
DEFENCE	37886693	296083	248465	296083	0	0	0	44933	0	210255895
02.1 Military defence	37876288	9493984	246919	264187	0	0	0	0	0	47881378
307 Ministry of Industry	189965	185603	0	0	0	0	0	0	0	375568
345 Ministry of Defence	37686323	9308381	246919	264187	0	0	0	0	0	47505810



**Ministry of Finance  
Function/ Priority wise Expenditure ( Fiscal Year :2074/75)**

(’000)

Function	1 Priority		2 Priority		3 Priority		Total Expenditure
	Recurrent Exp	Capital/	Recurrent	Capital	Recurrent	Capital	
02.2 Civil defence	10405	81465	0	0	0	0	91870
314 Ministry of Home	10405	81465	0	0	0	0	91870
02.5 Defence n.e.c.	0	0	1546	31896	0	0	33442
347 Ministry of Urban Development	0	0	1546	31896	0	0	33442
<b>PUBLIC ORDER AND SAFETY</b>	47232483	9104	158152	9104	12093	45119	264177150
03.1 Police services	36926144	2903254	0	0	0	0	39829398
314 Ministry of Home	36926144	2903254	0	0	0	0	39829398
03.2 Fire-protection services	11154	448	0	0	0	0	11602
314 Ministry of Home	11154	448	0	0	0	0	11602
03.3 Law courts	4399242	1286288	158152	9104	0	0	5852785
204 Courts	3530270	1000757	115675	3017	0	0	4649718
216 Office of the Attorney General	694216	273406	0	0	0	0	967622
218 Council of Justice	57885	5443	0	0	0	0	63328
311 Ministry of Law, Justice and Parliamentary Affairs	116871	6682	30774	1624	0	0	155951
371 Ministry of Labour and Employment	0	0	11703	4463	0	0	16166
03.4 Prisons	1302700	431927	0	0	0	0	1734627
314 Ministry of Home	1302700	431927	0	0	0	0	1734627
03.6 Public order and safety n.e.c.	4593243	1887321	0	0	12093	186	6492843
301 Prime Minister and Council of Minister's Office	187697	560790	0	0	0	0	748487
314 Ministry of Home	2930595	717406	0	0	12093	186	3660281
349 Ministry of Peace & Reconstruction	1474951	609124	0	0	0	0	2084075
<b>ECONOMIC AFFAIRS</b>	141116258	17394680	5822057	17394680	63954	766839	649906947
04.1 General economic, commercial and labour affairs	94384138	24726799	255857	6735	0	0	119373529
301 Prime Minister and Council of Minister's Office	91635971	23163068	0	0	0	0	114799039
306 Ministry of Supply	671431	13500	0	0	0	0	684931
330 Ministry of Commerce	348484	336354	0	0	0	0	684838
365 Ministry of Federal Affairs and Local Development	1211276	1067505	0	0	0	0	2278781
371 Ministry of Labour and Employment	516977	146372	255857	6735	0	0	925941
04.2 Agriculture, forestry, fishing and hunting	29857339	36523526	4655946	1000907	38579	34111	72110407
305 Ministry of Finance	500000	0	0	0	0	0	500000

**Ministry of Finance  
Function/ Priority wise Expenditure ( Fiscal Year :2074/75)**

(’000)

Function	1 Priority			2 Priority			3 Priority			Total Expenditure
	Recurrent Exp	Capital/		Recurrent	Capital		Recurrent	Capital		
312 Ministry of Agriculture Development	15921632	2677533		331993	237577		0	0		19168736
327 Ministry of Livestock Development	2994657	1249384		363544	2285		0	0		4609870
329 Ministry of Forestry and Soil Conservation	4201968	2533796		3756117	404360		0	0		10896240
336 Ministry of Land Reforms and Management	4348914	899772		61850	10441		0	0		5320976
352 Ministry of Cooperative and poverty Alleviation	396038	37010		97572	0		0	0		530620
357 Ministry of Irrigation	1423175	27265366		44870	346244		38573	34111		29152345
365 Ministry of Federal Affairs and Local Development	70955	360664		0	0		0	0		431619
501 MOF Policy Financing	0	1500000		0	0		0	0		1500000
04.3 Fuel and energy	4183976	56081184		21655	56901		879	15981		60360576
307 Ministry of Industry	21634	54125		0	0		0	0		75759
308 Ministry of Energy	855541	24991616		21655	56901		879	15981		25942572
331 Ministry of Population and environment	3306801	18622		0	0		0	0		3325424
501 MOF Policy Financing	0	31016821		0	0		0	0		31016821
04.4 Mining, manufacturing and construction	101034	2343103		0	0		0	0		2444137
307 Ministry of Industry	7260	33742		0	0		0	0		111002
337 Ministry of Physical Infrastructure and Transport	23774	2309361		0	0		0	0		2333136
04.5 Transport	6716278	97233987		379292	8017729		16584	671400		113035271
332 Ministry of Science & Technology	0	0		0	0		12735	26665		39400
337 Ministry of Physical Infrastructure and Transport	6184029	86854845		377073	5836060		0	34909		99286917
347 Ministry of Urban Development	329637	820873		376	29653		3849	609826		1794214
365 Ministry of Federal Affairs and Local Development	202612	8250269		1844	2152016		0	0		10606740
501 MOF Policy Financing	0	1308000		0	0		0	0		1308000
04.6 Communication	3678644	1105718		417019	55013		0	0		5256394
332 Ministry of Science & Technology	111641	648305		0	0		0	0		759946
358 Ministry of Information and Communications	3567003	187412		417019	55013		0	0		4226448
501 MOF Policy Financing	0	270000		0	0		0	0		270000
04.7 Other industries	2049972	2185693		92288	8257395		5970	227		12591545
306 Ministry of Supply	55717	5768		0	0		0	0		61485
307 Ministry of Industry	1737152	1793093		32895	5921		0	0		3589061
312 Ministry of Agriculture Development	21251	0		0	0		0	0		21251

**Ministry of Finance  
Function/ Priority wise Expenditure ( Fiscal Year :2074/75)**

('000)

Function	1 Priority		2 Priority		3 Priority		Total Expenditure
	Recurrent Exp	Capital/	Recurrent	Capital	Recurrent	Capital	
325 Ministry of Culture, Tourism and Civil Aviation	224550	328792	59393	0	5970	227	618932
329 Ministry of Forestry and Soil Conservation	11301	58040	0	0	0	0	69341
501 MOF Policy Financing	0	0	0	8251475	0	0	8251475
04.8 R&D Economic affairs	83413	292294	0	0	1942	0	377649
307 Ministry of Industry	56492	52281	0	0	0	0	108773
308 Ministry of Energy	0	0	0	0	1942	0	1942
357 Ministry of Irrigation	26921	240012	0	0	0	0	266934
04.9 Economic affairs n.e.c.	61464	118824	0	0	0	0	180288
305 Ministry of Finance	61464	18824	0	0	0	0	80288
501 MOF Policy Financing	0	100000	0	0	0	0	100000
<b>ENVIRONMENTAL PROTECTION</b>	2337404	542211	215928	542211	10734	766894	665268128
05.1 Waste management	316413	3612238	6375	14733	0	0	3949758
305 Ministry of Finance	182681	0	0	0	0	0	182681
313 Ministry of drinking and sanitation	133731	176470	0	0	0	0	310201
365 Ministry of Federal Affairs and Local Development	0	0	6375	14733	0	0	21108
501 MOF Policy Financing	0	3435768	0	0	0	0	3435768
05.2 Waste water management	15094	4549536	3103	384309	0	0	4952042
313 Ministry of drinking and sanitation	0	0	3103	384309	0	0	387412
357 Ministry of Irrigation	15094	4549536	0	0	0	0	4564631
05.5 R&D Environmental protection	19692	1919278	0	0	0	0	1938970
329 Ministry of Forestry and Soil Conservation	19692	5106	0	0	0	0	24799
501 MOF Policy Financing	0	1914172	0	0	0	0	1914172
05.6 Environmental protection n.e.c.	1986205	2173797	206451	143169	10734	55	4520410
313 Ministry of drinking and sanitation	0	0	0	0	10734	55	10789
329 Ministry of Forestry and Soil Conservation	194029	747481	0	0	0	0	941510
331 Ministry of Population and environment	423481	685272	0	0	0	0	1108754
332 Ministry of Science & Technology	0	0	197369	101148	0	0	298517
347 Ministry of Urban Development	1368695	741043	9082	42021	0	0	2160841
<b>HOUSING AND COMMUNITY AMENITIES</b>	6700707	6407992	482735	6407992	0	766894	708391983
06.1 Housing development	5325650	12288174	187244	4754061	0	0	22555128

**Ministry of Finance  
Function/ Priority wise Expenditure ( Fiscal Year :2074/75)**

('000)

Function	1 Priority		2 Priority		3 Priority		Total Expenditure
	Recurrent Exp	Capital/	Recurrent	Capital	Recurrent	Capital	
305 Ministry of Finance	401881	0	0	0	0	0	401881
347 Ministry of Urban Development	4923768	122668174	187244	4754061	0	0	22133247
501 MOF Policy Financing	0	20000	0	0	0	0	20000
06.2 Community development	503551	1642788	269797	55807	0	0	2471942
329 Ministry of Forestry and Soil Conservation	241387	78618	0	0	0	0	320005
340 Ministry of Women, Children & Social Welfare	74695	0	0	0	0	0	74695
347 Ministry of Urban Development	0	0	47724	55292	0	0	103016
365 Ministry of Federal Affairs and Local Development	187469	1564170	222073	515	0	0	1974226
06.3 Water supply	766335	13579008	25694	1598124	0	0	15969161
313 Ministry of drinking and sanitation	330873	10748698	25694	134924	0	0	11239998
347 Ministry of Urban Development	50314	1437923	0	0	0	0	1488237
365 Ministry of Federal Affairs and Local Development	385349	880787	0	0	0	0	1266136
501 MOF Policy Financing	0	511600	0	1463200	0	0	1974800
06.6 Housing and community amenities n.e.c.	105172	2022452	0	0	0	0	2127623
365 Ministry of Federal Affairs and Local Development	105172	2022452	0	0	0	0	2127623
HEALTH	20558892	247241	6594005	247241	546976	766894	742946026
07.1 Medical products, appliances and equipment	196176	274007	0	0	0	0	470182
370 Ministry of Health	196176	274007	0	0	0	0	470182
07.2 Out-patient services	2568880	360778	0	0	0	0	2929658
306 Ministry of Supply	164775	10500	0	0	0	0	175275
370 Ministry of Health	2404105	350278	0	0	0	0	2754383
07.3 Hospital services	10422189	256450	5366969	149094	57320	0	16252022
314 Ministry of Home	175832	39027	392810	121966	0	0	729634
345 Ministry of Defence	0	0	695422	0	0	0	695422
370 Ministry of Health	4318324	217423	4278738	27128	57320	0	8898933
601 MOF Staff Benefits and Retirement Benefits	5928034	0	0	0	0	0	5928034
07.4 Public health services	4720097	5706449	55958	0	0	0	10482505
365 Ministry of Federal Affairs and Local Development	385088	0	0	0	0	0	385088
370 Ministry of Health	4335010	5706449	55958	0	0	0	10097417
07.5 R&D Health	1662838	9246	1171077	98148	489656	0	3430964

**Ministry of Finance  
Function/ Priority wise Expenditure ( Fiscal Year :2074/75)**

(000)

Function	1 Priority		2 Priority		3 Priority		Total Expenditure
	Recurrent Exp	Capital/	Recurrent	Capital	Recurrent	Capital	
370 Ministry of Health	1662838	9246	1171077	98148	489656	0	3430964
07.6 Health n.e.c.	988712	0	0	0	0	0	988712
350 Ministry of Education	988712	0	0	0	0	0	988712
<b>RECREATION,CULTURE AND RELIGION</b>	3553044	13202	1046379	13202	9700	766894	748138520
08.1 Recreational and sporting services	2141752	14608	0	0	0	0	2156361
343 Ministry of Youth and Sports	2141752	14608	0	0	0	0	2156361
08.2 Cultural services	1286416	537881	893736	12249	9700	0	2739983
325 Ministry of Culture, Tourism and Civil Aviation	1286416	537881	859257	0	9700	0	2693255
365 Ministry of Federal Affairs and Local Development	0	0	34479	12249	0	0	46728
08.3 Broadcasting and publishing services	124875	17679	152643	953	0	0	296150
358 Ministry of Information and Communications	124875	17679	152643	953	0	0	296150
08.5 R&D Recreation, culture and religion	0	0	0	0	0	0	0
325 Ministry of Culture, Tourism and Civil Aviation	0	0	0	0	0	0	0
<b>EDUCATION</b>	30973521	10556	13767610	10556	22451	766894	793145921
09.1 Pre-primary and primary education	0	0	354207	1484	0	0	355691
350 Ministry of Education	0	0	354207	1484	0	0	355691
09.5 Education not definable by level	17161601	180134	2831818	0	0	0	20173553
350 Ministry of Education	17161601	180134	2831818	0	0	0	20173553
09.6 Subsidiary services to education	13518949	52485	10476275	9072	22451	0	24079232
350 Ministry of Education	13518949	52485	10476275	9072	22451	0	24079232
09.8 Education n.e.c.	292971	644	105310	0	0	0	398924
350 Ministry of Education	292971	644	105310	0	0	0	398924
<b>SOCIAL PROTECTION</b>	39067538	103525	239517	103525	0	766894	832710290
10.4 Family and children	248056	0	103325	0	0	0	351381
370 Ministry of Health	248056	0	103325	0	0	0	351381
10.7 Social exclusion n.e.c.	37583801	27659	19054	3629	0	0	37634143
301 Prime Minister and Council of Minister's Office	36496	721	0	0	0	0	37218
365 Ministry of Federal Affairs and Local Development	37547305	26938	19054	3629	0	0	37596926
10.8 R&D Social protection	74358	5476	0	0	0	0	79634
352 Ministry of Cooperative and poverty Alleviation	54637	494	0	0	0	0	55131

Government of Nepal  
Ministry of Finance

**Ministry of Finance  
Function/ Priority wise Expenditure ( Fiscal Year :2074/75)**

(000)

Function	1 Priority		2 Priority		3 Priority		Total Expenditure
	Recurrent Exp	Capital/	Recurrent	Capital	Recurrent	Capital	
371 Ministry of Labour and Employment	19721	4982	0	0	0	0	24703
10.9 Social protection n.e.c.	1161324	120653	117137	99896	0	0	1499010
314 Ministry of Home	0	0	34868	99896	0	0	134764
340 Ministry of Women, Children & Social Welfare	1161324	120653	82270	0	0	0	1364246
<b>Total Expenditure</b>	<b>420404079</b>	<b>346586870</b>	<b>31606603</b>	<b>31896144</b>	<b>1448698</b>	<b>766894</b>	<b>832710290</b>
<b>Priority Total :</b>	<b>766890948.65359</b>	<b>63502747.13243</b>					<b>2216593.81931</b>

Financial Comptroller General Office  
Financial/ Objective wise Expenditure of Budget Year 2017/018

Annex-12

Rs in Thousand

Function	01-Employment Centric, Poverty Alleviation Oriented, Sustainable & Board-based		02-Federal Structure supportive Physical Infrastructure		03-Economic Social Transformation		04-Economic Social Transformation		05-Good Governance and Effective Service Delivery		06>Mainstreaming for Industry, Trade and Service Sector		07-General Administrator		Total
	Recurrent	Capital & Financing	Recurrent	Capital & Financing	Recurrent	Capital & Financing	Recurrent	Capital & Financing	Recurrent	Capital & Financing	Recurrent	Capital & Financing	Recurrent	Capital & Financing	
01 GENERAL PUBLIC SERVICES	52,79,78	44,92,05	41,26	0	2,15,53,66	0	99,88,37	8,29,42,82	3,38,21	7,94	0	0	91,07,29,57	58,71,18,35	16,22,49,20,45,89
01.1 Executive and legislative organs, financial	50,70,22	16,84	0	0	0	0	16,24,55	7,14,02,03	0	0	0	0	53,80,39,28	21,11,52,28	8,27,30,52,04,49
101 President	0	0	0	0	0	0	0	0	0	0	0	0	13,48,70	2,08,33	1,55,72,22,01
102 Deputy President	0	0	0	0	0	0	0	0	0	0	0	0	3,66,36	43,32	39,96,78,96
202 Legislature - Parliament	0	0	0	0	0	0	0	0	0	0	0	0	94,47,07	9,67,43	10,41,43,64,82
206 Commission for Investigation of Abuse of Authority	0	0	0	0	0	0	8,10,95	22,17,76	0	0	0	0	54,17,26	0	8,44,59,71,97
208 Office of the Auditor General	0	0	0	0	0	0	97,28	22,76,01	0	0	0	0	37,24,31	0	6,10,06,02,83
301 Prime Minister and Council of Ministers Office	0	0	0	0	0	0	0	0	0	0	0	0	3,62,32,53	11,72,30	37,40,54,23,04
305 Ministry of Finance	50,70,22	1,684	0	0	0	0	6,46,20	2,87,89	0	0	0	0	3,64,52,43	55,94,06	48,09,82,29,69
306 Ministry of Supply	0	0	0	0	0	0	0	0	0	0	0	0	3,95,99	19,90	41,58,92,25
313 Ministry of drinking and sanitation	0	0	0	0	0	0	0	0	0	0	0	0	4,36,74	16,71,28	2,10,79,95,65
326 Ministry of Foreign Affairs	0	0	0	0	0	0	0	0	0	0	0	0	3,06,35,70	1,51,41,38	45,77,70,66,95
327 Ministry of Livestock Development	0	0	0	0	0	0	0	0	0	0	0	0	7,12,59	1,76,97	88,94,52,74
332 Ministry of Science & Technology	0	0	0	0	0	0	0	0	0	0	0	0	3,44,00	1,02,23	44,62,29,65
347 Ministry of Urban Development	0	0	0	0	0	0	0	0	0	0	0	0	7,19,94	93,90	81,35,42,83
352 Ministry of Cooperative and poverty Alleviation	0	0	0	0	0	0	0	0	0	0	0	0	17,10,35	25,28	1,73,56,28,96
356 Ministry of General Administration	0	0	0	0	0	0	0	0	0	0	0	0	6,36,59	0	63,65,92,15
365 Ministry of Federal Affairs and Local Development	0	0	0	0	0	0	70,12	0	0	0	0	0	12,74,53	42,88	1,38,75,26,57
501 MOF-Policy Financing	0	0	0	0	0	0	0	6,66,17,38	0	0	0	0	0	0	66,61,73,82,20
503 MOF-External Debt Service (Multilateral)	0	0	0	0	0	0	0	0	0	0	0	0	8,31,53,51	15,93,94,15	1,92,54,79,58,87
504 MOF-External Debt Service (Bilateral)	0	0	0	0	0	0	0	0	0	0	0	0	54,50,30	2,64,97,76	31,94,80,56,61
601 MOF-Staff Benefits and Retirement Benefits	0	0	0	0	0	0	0	0	0	0	0	0	38,07,67,62	0	3,60,76,76,16,63
602 MOF-Miscellaneous	0	0	0	0	0	0	0	0	0	0	0	0	87,92,77	0	8,79,27,69,40
01.2 Foreign economic aid	25,80	42,68,51	0	0	0	0	0	0	0	0	0	0	0	0	4,29,43,11,53
357 Ministry of Irrigation	25,80	426,85	0	0	0	0	0	0	0	0	0	0	0	0	4,29,43,11,53
01.3 General services	1,54,14	72,74	0	0	31,39,63	0	74,77,19	53,66,18	3,38,21	7,94	0	0	16,15,10,68	48,36,51	1,82,90,62,25,46

**Ministry of Finance**  
**Financial/ Objective wise Expenditure of Budget Year 2017/018**

Function	01-Employment Centric, Poverty Alleviation Oriented, Sustainable & Board-based		02-Federal Structure supportive Physical Infrastructure		03-Economic Social Transformation		04-Economic Social Transformation		05-Good Governance and Effective Service Delivery		06>Main/Steering for Industry, Trade and Service Sector		07-General Administrator		Total
	Recurrent	Capital & Financing	Recurrent	Capital & Financing	Recurrent	Capital & Financing	Recurrent	Capital & Financing	Recurrent	Capital & Financing	Recurrent	Capital & Financing	Recurrent	Capital & Financing	
210 Public Service Commission	0	0	0	0	0	0	2,98,22	5,35,55	0	0	0	0	65,73,17	0	7,40,69,45,18
301 Prime Minister and Council of Ministers Office	0	0	0	0	0	0	0	0	0	0	0	0	90,23,11	96,14	9,11,92,50,61
305 Ministry of Finance	0	0	0	0	0	0	1,17,6,74	43,67,92	0	0	0	0	0	0	5,54,46,57,37
314 Ministry of Home	0	0	0	0	0	0	0	0	0	0	0	0	13,33,10,72	39,28,46	1,37,23,95,75,25
325 Ministry of Culture, Tourism and Civil Aviation	1,54,14	7,274	0	0	0	0	0	0	0	0	0	0	11,48,90	34,13	1,41,05,08,96
326 Ministry of Foreign Affairs	0	0	0	0	0	0	0	0	0	0	0	0	8,21,142	68,34	88,97,61,67
329 Ministry of Forestry and Soil Conservation	0	0	0	0	0	0	0	0	3,38,21	7,54	0	0	0	0	34,61,56,99
347 Ministry of Urban Development	0	0	0	0	0	0	38,75	2,87,57	0	0	0	0	0	0	32,63,16,54
356 Ministry of General Administration	0	0	0	0	0	0	0	0	0	0	0	0	58,86,64	3,00,73	9,32,70,00,84
365 Ministry of Federal Affairs and Local Development	0	0	0	0	0	0	47,39	3,46	0	0	0	0	7,41,88	2,39,17	1,03,19,10,38
391 National Planning Commission Secretariat	0	0	0	0	0	0	59,16,09	1,74,68	0	0	0	0	40,04,84	1,68,54	10,26,41,41,69
01.4 Basic research	29,6	1,33,96	0	0	0	0	0	0	0	0	0	0	0	0	16,36,02,40
357 Ministry of Irrigation	29,6	13,396	0	0	0	0	0	0	0	0	0	0	0	0	16,36,02,40
01.5 R&D General public services	0	0	0	0	0	0	34,66	0	0	0	0	0	0	0	3,46,57,10
305 Ministry of Finance	0	0	0	0	0	0	34,66	0	0	0	0	0	0	0	3,46,57,10
01.6 General public services n.e.c.	0	0	41,26	0	0	0	8,51,97	46,57,13	0	0	0	0	8,73,10,30	2,83,48	93,14,41,51,15
212 Election Commission	0	0	0	0	0	0	77,64	42,07,80	0	0	0	0	8,52,90,63	0	89,57,60,69,87
214 National Human Rights Commission	0	0	0	0	0	0	0	0	0	0	0	0	16,61,76	1,71,80	1,83,35,61,98
314 Ministry of Home	0	0	0	0	0	0	0	0	0	0	0	0	2,73,94	86,12	37,20,55,15
337 Ministry of Physical Infrastructure and Development	0	0	0	0	0	0	0	0	0	0	0	0	83,97	13,57	9,75,39,29
385 Ministry of Federal Affairs and Local Development	0	0	41,26	0	0	0	7,74,33	4,48,33	0	0	0	0	0	0	1,26,49,24,87
01.7 Public debt transactions	0	0	0	0	0	0	0	15,14,48	0	0	0	0	12,38,69,30	37,08,46,08	4,96,22,96,63,52
501 MOF Policy Financing	0	0	0	0	0	0	0	15,14,48	0	0	0	0	0	0	1,51,44,83,53
502 MOF Domestic Debt Service	0	0	0	0	0	0	0	0	0	0	0	0	0	0	1,51,44,83,53
01.8 Transfers of a general character between levels of government	0	0	0	0	0	0	0	0	0	0	0	0	1,84,14,03	0	18,41,40,30,24
365 Ministry of Federal Affairs and Local Development	0	0	0	0	0	0	0	0	0	0	0	0	1,84,14,03	0	18,41,40,30,24



**Ministry of Finance**  
**Financial/ Objective wise Expenditure of Budget Year 2017/018**

Function	01-Employment Centric, Poverty Allevation Oriented, Sustainable & Board-based		02-Federal Structure supportive Physical Infrastructure		03-Economic Social Transformation		04-Economic Social Transformation		05-Good Governance and Effective Service Delivery		06-Mainstreaming for Industry, Trade and Service Sector		07-General Administrator		Total
	Recurrent	Capital & Financing	Recurrent	Capital & Financing	Recurrent	Capital & Financing	Recurrent	Capital & Financing	Recurrent	Capital & Financing	Recurrent	Capital & Financing	Recurrent	Capital & Financing	
02 DEFENCE	0	0	15.46	3,18.96	0	0	1,04.05	8,14.65	0	0	0	0	38,12,32.07	9,75,81.71	4,80,06,69,06.67
02.1 Military defence	0	0	0	0	0	0	0	0	0	0	0	0	38,12,32.07	9,75,81.71	4,78,81,37,83.08
307 Ministry of Industry	0	0	0	0	0	0	0	0	0	0	0	0	18,99.65	18,56.03	3,75,56,80.00
345 Ministry of Defence	0	0	0	0	0	0	0	0	0	0	0	0	37,93,32.42	9,57,25.83	4,75,05,81,03.08
02.2 Civil defence	0	0	0	0	0	0	1,04.05	8,14.65	0	0	0	0	0	0	91,97,01.26
314 Ministry of Home	0	0	0	0	0	0	1,04.05	8,14.65	0	0	0	0	0	0	91,97,01.26
02.5 Defence n.e.c.	0	0	15.46	3,18.96	0	0	0	0	0	0	0	0	0	0	33,44,22.33
347 Ministry of Urban Development	0	0	15.46	3,18.96	0	0	0	0	0	0	0	0	0	0	33,44,22.33
03 PUBLIC ORDER AND SAFETY	0	0	79.97	52,38.04	1,60.01	41.88	1,88,54.26	1,47,72.53	0	0	0	0	46,49,33.10	4,51,32.84	5,39,21,25,49.89
03.1 Police services	0	0	0	0	1,60.01	41.88	0	0	0	0	0	0	0	0	38,91,01.43
314 Ministry of Home	0	0	0	0	1,60.01	41.88	0	0	0	0	0	0	0	0	2,89,90.88
03.2 Fire-protection services	0	0	0	0	0	0	0	0	0	0	0	0	0	0	3,98,29,39,78.08
314 Ministry of Home	0	0	0	0	0	0	0	0	0	0	0	0	0	0	3,98,29,39,78.08
03.3 Law courts	0	0	0	0	0	0	89,28.85	87,67.25	0	0	0	0	0	0	1,11,54
204 Courts	0	0	0	0	0	0	64,72.52	85,94.72	0	0	0	0	0	0	2,98,86.03
216 Office of the Attorney General	0	0	0	0	0	0	4,36.13	1,7.52	0	0	0	0	0	0	64,86.03
216 Council of Justice	0	0	0	0	0	0	0	0	0	0	0	0	0	0	9,67,62,18.77
311 Ministry of Law, Justice and Parliamentary Affairs	0	0	0	0	0	0	0	0	0	0	0	0	0	0	57,8.85
371 Ministry of Labour and Employment	0	0	0	0	0	0	0	0	0	0	0	0	0	0	14,76.45
03.4 Prisons	0	0	0	0	0	0	0	0	0	0	0	0	0	0	1,17.03
314 Ministry of Home	0	0	0	0	0	0	0	0	0	0	0	0	0	0	16,16,56.28
03.6 Public order and safety n.e.c.	0	0	79.97	52,38.04	0	0	19,25.55	60,05.28	0	0	0	0	0	0	1,30,27.00
301 Prime Minister and Council of Minister's Office	0	0	79.97	52,38.04	0	0	0	0	0	0	0	0	0	0	43,19.27
314 Ministry of Home	0	0	0	0	0	0	0	0	0	0	0	0	0	0	17,97.00
349 Ministry of Peace & Reconstruction	0	0	0	0	0	0	0	0	0	0	0	0	0	0	3,69.87
04 ECONOMIC AFFAIRS	23,16,86.24	32,56,85.56	1,00,56,82.49	1,87,67,37.01	1,56,02.92	93,98.57	1,88,50.96	1,39,00.56	13,23,71.76	0	0	0	16,38,76.10	2,91,81.81	38,57,29,79,65.47

**Ministry of Finance**  
**Financial/ Objective wise Expenditure of Budget Year 2017/018**

Function	01-Employment Centric, Poverty Alleviation Oriented, Sustainable & Board-based		02-Federal Structure supportive Physical Infrastructure		03-Economic Social Transformation		04-Economic Social Transformation		05-Good Governance and Effective Service Delivery		06-Mainstreaming for Industry, Trade and Service Sector		07-General Administrator		Total
	Recurrent	Capital & Financing	Recurrent	Capital & Financing	Recurrent	Capital & Financing	Recurrent	Capital & Financing	Recurrent	Capital & Financing	Recurrent	Capital & Financing	Recurrent	Capital & Financing	
04.1 General economic, commercial and															
301 Prime Minister and Council of Ministers's Office	16,45.02	81,99.31	91,74,63.52	23,28,75.48	54,03.41	53,97.90	1,13,55.88	43,05.25	0	0	0	0	1,06,42.15	15,57.38	11,95,73,52,95.91
306 Ministry of Supply	0	0	91,80,38.73	23,16,20.30	0	0	0	0	0	0	0	0	3,20.98	10.8	11,47,99,03,87.07
330 Ministry of Commerce	16,45.02	319,931	8,55.53	9.88	0	0	0	0	0	0	0	0	67,14.31	1,35.00	6,84,93,10.00
365 Ministry of Federal Affairs and Local Development	0	0	5,59,26	12,45.0	1,97,64	51,24.70	1,13,55.88	43,05.25	0	0	0	0	9,84.28	1,54.34	6,84,83,79.62
371 Ministry of Labour and Employment	0	0	0	0	52,05.77	2,73.20	0	0	0	0	0	0	25,22.57	12,57.87	22,78,78,08.44
04.2 Agriculture, forestry, fishing and hunting	21,33,30.47	22,83,41.76	0	0	1,01,99.51	2,40.66	46,90.16	88,95.31	1,38,14.99	13,21,05.11	0	0	10,34,83.91	80,02.60	9,25,94,10.78
305 Ministry of Finance	50,00.00	0	0	0	0	0	0	0	0	0	0	0	0	0	5,00,00,00.00
312 Ministry of Agriculture Development	15,83,15.04	2,854,090	0	0	0	0	0	0	0	0	0	0	32,21.22	6,10.21	1,91,68,73,55.29
327 Ministry of Livestock Development	3,24,87.50	1,105,978	0	0	0	0	0	0	0	0	0	0	10,94.51	14,96.92	46,08,87,03.70
329 Ministry of Forestry and Soil Conservation	40,47.88	632,980	0	0	0	0	0	0	1,13,63.30	2,04,66.88	0	0	6,41,68.67	35,84.97	1,08,96,24,07.08
336 Ministry of Land Reforms and Management	81,82.68	1,462	0	0	1,01,99.51	2,40.66	46,90.16	88,95.31	0	0	0	0	2,30,55.28	19,51.54	53,20,97,63.52
352 Ministry of Cooperative and poverty	15,80.98	32,830	0	0	0	0	0	0	2,81.31	43.80	0	0	30,74.22	0	5,30,62,01.88
357 Ministry of Irrigation	40,27.25	16,446,362	0	0	0	0	0	0	21,69.98	11,15,94.63	0	0	88,69.01	3,98.97	2,91,52,34,54.31
365 Ministry of Federal Affairs and Local Development	7,09.55	360,684	0	0	0	0	0	0	0	0	0	0	0	0	4,31,61,92.61
501 MOF Policy Financing	0	1,500,000	0	0	0	0	0	0	0	0	0	0	0	0	15,000,000.00
04.3 Fuel and energy	1,40.18	1,535,62	3,42,26.83	55,61,92.98	0	37,60.00	0	0	0	0	0	0	76,98.08	10,52.04	6,03,60,57,61.75
307 Ministry of Industry	1,40.18	53,582	76.15	5.83	0	0	0	0	0	0	0	0	0	0	75,75,92.37
308 Ministry of Energy	0	0	10,92,65	24,95,92.92	0	0	0	0	0	0	0	0	76,98.08	10,52.04	2,58,42,57,23.46
331 Ministry of Population and environment	0	0	3,30,88.01	1,86.22	0	0	0	0	0	0	0	0	0	0	33,28,42,35.51
501 MOF Policy Financing	0	0	0	30,84,08.21	0	37,60.00	0	0	0	0	0	0	0	0	3,10,16,82,10.41
04.4 Mining, manufacturing and construction	0	0	2,37.74	2,30,93.61	0	0	0	0	0	0	0	0	7,72.60	3,37.42	24,44,13,72.61
307 Ministry of Industry	0	0	0	0	0	0	0	0	0	0	0	0	7,72.60	3,37.42	1,11,00,21.72
337 Ministry of Physical Infrastructure and Transport	0	0	2,37.74	2,30,93.61	0	0	0	0	0	0	0	0	0	0	23,33,13,50.88
04.5 Ministry of Science & Technology	0	0	5,32,01.24	1,04,51,97.01	0	0	0	0	1,27.35	2,66.85	0	0	1,77,92.96	1,37,67.50	11,30,35,27,11.84
332 Ministry of Science & Technology	0	0	0	0	0	0	0	0	1,27.35	2,66.85	0	0	0	0	39,39,97.54

**Ministry of Finance**  
**Financial/ Objective wise Expenditure of Budget Year 2017/018**

Function	01-Employment Centric, Poverty Alleviation Oriented, Sustainable & Board-based		02 Federal Structure supportive Physical Infrastructure		03-Economic Social Transformation		04-Economic Social Transformation		05-Good Governance and Effective Service Delivery		06-Mainstreaming for Industry, Trade and Service Sector		07-General Administrator		Total
	Recurrent	Capital & Financing	Recurrent	Capital & Financing	Recurrent	Capital & Financing	Recurrent	Capital & Financing	Recurrent	Capital & Financing	Recurrent	Capital & Financing	Recurrent	Capital & Financing	
337 Ministry of Physical Infrastructure and Transport	0	0	5,15,52,46	92,17,28,98	0	0	0	0	0	0	0	0	4,40,58,57	55,29,17	9,92,86,91,72,73
347 Ministry of Urban Development	0	0	42,25	63,94,79	0	0	0	0	0	0	0	0	32,96,37	82,08,73	17,94,21,41,59
365 Ministry of Federal Affairs and Local Development	0	0	16,06,54	10,39,93,24	0	0	0	0	0	0	0	0	4,38,02	29,60	1,06,06,73,99,78
501 MOF Policy Financing	0	0	0	1,30,80,00	0	0	0	0	0	0	0	0	0	0	13,08,00,00,00
04.6 Communication	0	0	7,43,75	56,63,17	0	0	28,00,00	27,00,00	0	0	0	0	3,74,12,88	30,44,14	52,56,39,44,58
332 Ministry of Science & Technology	0	0	7,43,75	56,63,17	0	0	0	0	0	0	0	0	3,72,66	6,19,88	7,59,94,62,81
358 Ministry of Information and Communications	0	0	0	0	0	0	28,00,00	28,00,00	0	0	0	0	3,70,40,23	24,24,48	42,26,44,81,78
501 MOF Policy Financing	0	0	0	0	0	0	0	27,00,00	0	0	0	0	0	0	2,70,00,00,00
04.7 Other industries	1,59,18,44	9,06,86,94	0	1,25,14,75	0	0	0	0	0	0	0	0	5,56,63,85	12,32,47	1,25,91,54,46,87
306 Ministry of Supply	0	0	0	0	0	0	0	0	0	0	0	0	5,57,17	57,88	61,48,46,73
307 Ministry of Industry	7,36,30,50	1,69,74,3	0	0	0	0	0	0	0	0	0	0	4,06,93,98	10,52,70	35,69,06,08,08
312 Ministry of Agriculture Development	2,12,51	0	0	0	0	0	0	0	0	0	0	0	0	0	21,25,08,94
325 Ministry of Culture, Tourism and Civil Aviation	19,62,42	316,811	0	0	0	0	0	0	0	0	0	0	9,36,71	1,22,08	6,18,93,23,60
329 Ministry of Forestry and Soil Conservation	1,13,01	95,040	0	0	0	0	0	0	0	0	0	0	0	0	69,34,12,81
501 MOF Policy Financing	0	7,000,000	0	1,25,14,75	0	0	0	0	0	0	0	0	0	0	82,51,47,46,70
04.8 R&D Economic affairs	8,34,13	29,22,94	19,42	0	0	0	0	0	0	0	0	0	0	0	3,77,64,86,37
307 Ministry of Industry	5,64,92	52,281	0	0	0	0	0	0	0	0	0	0	0	0	1,08,77,30,19
308 Ministry of Energy	0	0	19,42	0	0	0	0	0	0	0	0	0	0	0	1,94,16,86
357 Ministry of Irrigation	2,69,21	240,012	0	0	0	0	0	0	0	0	0	0	0	0	2,66,93,39,58
04.9 Economic affairs n.e.c.	0	0	0	10,00,00	0	0	4,97	0	0	0	0	0	6,09,67	1,88,24	1,90,28,75,34
305 Ministry of Finance	0	0	0	0	0	0	4,97	0	0	0	0	0	6,09,67	1,88,24	80,28,75,34
501 MOF Policy Financing	0	0	0	10,00,00	0	0	0	0	0	0	0	0	0	0	1,00,00,00,00
05 ENVIRONMENTAL PROTECTION	8,09,01	4,82,82,62	1,34,10,26	6,66,23	19,21,56	5,74,89,82	1,07,34	58	66,00,25	2,00,33,22	0	0	27,92,21	14,98,70	1,53,61,16,09,43
05.1 Waste management	0	0	0	0	0	0	0	0	13,37,31	17,64,70	0	0	0	0	39,49,75,82,65
305 Ministry of Finance	0	0	0	0	0	0	0	0	0	0	0	0	0	0	1,82,88,13,97
313 Ministry of drinking and sanitation	0	0	0	0	0	0	0	0	13,37,31	17,64,70	0	0	0	0	3,10,20,13,31

**Ministry of Finance**  
**Financial/ Objective wise Expenditure of Budget Year 2017/018**

365	365	Ministry of Federal Affairs and Local Development	01-Employment, Centric, Poverty Alleviation Oriented, Sustainable & Board-based		02-Federal Structure supportive Physical Infrastructure		03-Economic Social Transformation		04-Economic Social Transformation		05-Good Governance and Effective Service Delivery		06-Mainstreaming for Industry, Trade and Service Sector		07-General Administrator		Total
			Recurrent	Capital & Financing	Recurrent	Capital & Financing	Recurrent	Capital & Financing	Recurrent	Capital & Financing	Recurrent	Capital & Financing	Recurrent	Capital & Financing	Recurrent	Capital & Financing	
			0	0	0	0	63.75	1,47.33	0	0	0	0	0	0	0	0	21,10,80.31
501		MOF Policy Financing	0	0	0	0	0	3,43,57.68	0	0	0	0	0	0	0	0	34,35,76,75.06
05.2		Waste water management	1,50.94	4,84,95.36	0	0	31.03	38,43.09	0	0	0	0	0	0	0	0	49,52,04,23.07
313		Ministry of drinking and sanitation	0	0	0	0	31.03	38,43.09	0	0	0	0	0	0	0	0	3,87,41,17.53
367		Ministry of Irrigation	1,50.94	4,84,95.36	0	0	0	0	0	0	0	0	0	0	0	0	45,64,63,05.46
05.5		R&D Environmental protection	1,96.92	51.06	0	0	0	1,91,41.72	0	0	0	0	0	0	0	0	19,38,97,03.64
329		Ministry of Forestry and Soil Conservation	1,96.92	51.06	0	0	0	0	0	0	0	0	0	0	0	0	24,79,85.28
501		MOF Policy Financing	0	0	0	0	0	1,91,41.72	0	0	0	0	0	0	0	0	19,14,17,16.36
05.6		Environmental protection n.e.c.	4,61.15	27,36.20	1,34,10.26	6,66.23	0	1,07.34	55	52,62.93	1,82,65.42	0	0	27,92.21	14,98.70	0	45,20,41,00.13
313		Ministry of drinking and sanitation	0	0	0	0	0	1,07.34	55	0	0	0	0	0	0	0	10,78,91.01
329		Ministry of Forestry and Soil Conservation	4,61.15	27,36.20	0	0	0	0	0	14,79.14	47,36.61	0	0	0	0	0	9,41,50,99.37
331		Ministry of Population and environment	0	0	0	0	0	0	0	16,93.52	55,72.49	0	0	25,41.30	12,80.23	0	11,06,75,36.59
332		Ministry of Science & Technology	0	0	1,15.92	1,01.76	0	0	0	16,06.85	6,91.24	0	0	2,50.91	2,18.47	0	2,98,51,65.37
347		Ministry of Urban Development	0	0	3,32,94.34	5,64.47	0	0	0	4,83.43	72,66.17	0	0	0	0	0	21,60,84,07.75
06		HOUSING AND COMMUNITY AMENITIES	25,74.41	57,81.36	5,94,55.48	20,27,71.23	69,66.36	12,70,23.82	2,66.92	56,29.53	7,93.79	14,46.89	0	17,77.41	1,67,51.40	0	4,31,23,85,50.65
06.1		Housing development	0	0	5,39,36.22	15,37,28.87	0	0	0	0	0	0	0	11,92.72	1,66,93.48	0	2,25,55,12,84.75
305		Ministry of Finance	0	0	40,18.81	0	0	0	0	0	0	0	0	0	0	0	4,01,88,14.94
347		Ministry of Urban Development	0	0	4,99,17.40	15,35,28.87	0	0	0	0	0	0	0	11,92.72	1,66,93.48	0	2,21,33,24,69.81
501		MOF Policy Financing	0	0	0	2,00.00	0	0	0	0	0	0	0	0	0	0	20,00,00.00
06.2		Community development	25,74.41	57,81.36	16,51.25	92,05.36	27,77.00	17,40.56	0	0	7,80.81	2,58.65	0	0	0	0	24,71,94,19.09
329		Ministry of Forestry and Soil Conservation	24,13.87	78.618	0	0	0	0	0	0	0	0	0	0	0	0	3,20,00,47.20
340		Ministry of Women, Children & Social Welfare	0	0	0	0	0	0	0	0	7,46.95	0	0	0	0	0	74,69,53.88
347		Ministry of Urban Development	0	0	0	0	4,77.26	5,52.92	0	0	0	0	0	0	0	0	1,03,01,57.61
365		Ministry of Federal Affairs and Local Development	1,80.54	499,518	16,51.25	92,05.36	22,49.76	11,87.64	0	0	33.86	2,58.65	0	0	0	0	19,74,22,60.40
06.3		Water supply	0	0	28,16.31	1,96,12.47	42,39.39	12,52,83.27	2,66.92	56,29.53	12.97	11,86.23	0	0	5,84.70	57.82	1,59,65,16,14.28
313		Ministry of drinking and sanitation	0	0	0	0	26,99.07	10,19,60.63	2,66.92	56,29.53	12.97	11,86.23	0	0	5,84.70	57.82	1,12,39,98,84.05

**Ministry of Finance**  
**Financial/ Objective wise Expenditure of Budget Year 2017/018**

Function	01-Employment Centric, Poverty Allevation Oriented, Sustainable & Board-based			02-Federal Structure supportive Physical Infrastructure			03-Economic Social Transformation			04-Economic Social Transformation			05-Good Governance and Effective Service Delivery			06-Main/Steering for Industry, Trade and Service Sector			07-General Administrator			Total
	Recurrent	Capital & Financing	Total	Recurrent	Capital & Financing	Total	Recurrent	Capital & Financing	Total	Recurrent	Capital & Financing	Total	Recurrent	Capital & Financing	Total	Recurrent	Capital & Financing	Total				
347 Ministry of Urban Development	0	0	5,03,14	1,43,79,23	0	0	0	0	0	0	0	0	0	0	0	0	0	0	14,88,23,69,80			
365 Ministry of Federal Affairs and Local Development	0	0	23,13,17	52,33,23	15,40,32	35,74,64	0	0	0	0	0	0	0	0	0	0	0	0	12,66,13,60,44			
501 MOF- Policy Financing	0	0	0	0	0	1,97,46,00	0	0	0	0	0	0	0	0	0	0	0	0	19,74,80,00,00			
06.6 Housing and community amenities n.e.c.	0	0	10,51,72	2,02,24,52	0	0	0	0	0	0	0	0	0	0	0	0	0	0	21,27,62,32,65			
365 Ministry of Federal Affairs and Local Development	0	0	10,51,72	2,02,24,52	0	0	0	0	0	0	0	0	0	0	0	0	0	0	21,27,62,32,65			
07 HEALTH	0	0	0	0	18,08,47	6,65,34,71	0	0	0	0	0	0	0	0	0	9,61,51,26	20,07,90	0	3,45,54,04,33,75			
07.1 Medical products, appliances and equipment	0	0	0	0	12,02,94	24,87,47	0	0	0	0	0	0	0	0	0	7,89,82	2,52,80	0	4,70,18,22,75			
370 Ministry of Health	0	0	0	0	12,02,94	24,87,47	0	0	0	0	0	0	0	0	0	7,89,82	2,52,80	0	4,70,18,22,75			
07.2 Out-patient services	0	0	0	0	2,56,89,80	36,07,76	0	0	0	0	0	0	0	0	0	0	0	0	29,29,65,79,74			
306 Ministry of Supply	0	0	0	0	16,47,78	1,06,00	0	0	0	0	0	0	0	0	0	0	0	0	1,75,27,50,00			
370 Ministry of Health	0	0	0	0	2,40,41,05	35,02,76	0	0	0	0	0	0	0	0	0	0	0	0	27,54,38,29,74			
07.3 Hospital services	0	0	0	0	7,24,36,33	23,01,03	0	0	0	0	0	0	0	0	0	8,60,28,45	17,54,41	0	1,62,52,02,24,97			
314 Ministry of Home	0	0	0	0	0	0	0	0	0	0	0	0	0	0	0	56,86,41	16,09,33	0	7,29,63,42,55			
345 Ministry of Defence	0	0	0	0	0	0	0	0	0	0	0	0	0	0	0	69,54,22	0	0	6,95,42,16,81			
370 Ministry of Health	0	0	0	0	7,24,36,33	23,01,03	0	0	0	0	0	0	0	0	0	1,41,107,46	1,44,47	0	88,98,93,28,34			
601 MOF- Staff Benefits and Retirement Benefits	0	0	0	0	0	0	0	0	0	0	0	0	0	0	0	5,92,80,34	0	0	59,28,03,37,27			
07.4 Public health services	0	0	0	0	3,83,96,54	5,70,64,49	0	0	0	0	0	0	0	0	0	93,64,02	0	0	1,04,82,50,49,88			
365 Ministry of Federal Affairs and Local Development	0	0	0	0	36,50,86	0	0	0	0	0	0	0	0	0	0	0	0	0	3,85,08,77,07			
370 Ministry of Health	0	0	0	0	3,45,45,66	5,70,64,48	0	0	0	0	0	0	0	0	0	93,64,02	0	0	1,00,97,41,72,77			
07.5 R&D Health	0	0	0	0	3,32,35,70	10,73,93	0	0	0	0	0	0	0	0	0	0	0	0	34,30,96,36,44			
370 Ministry of Health	0	0	0	0	3,32,35,70	10,73,93	0	0	0	0	0	0	0	0	0	0	0	0	34,30,96,36,44			
07.6 Health n.e.c.	0	0	0	0	98,87,12	0	0	0	0	0	0	0	0	0	0	0	0	0	9,88,71,20,00			
350 Ministry of Education	0	0	0	0	98,87,12	0	0	0	0	0	0	0	0	0	0	0	0	0	9,88,71,20,00			
08 RECREATION,CULTURE AND RELIGION	1,87,61,72	19,57,83	0	0	21,72,27	1,22,46	0	0	0	0	0	0	0	0	0	2,51,56,24	37,53,36	0	51,62,49,39,53			
08.1 Recreational and sporting services	0	0	0	0	18,28,48	0	0	0	0	0	0	0	0	0	0	1,95,89,04	1,46,68	0	21,56,36,05,49			
343 Ministry of Youth and Sports	0	0	0	0	18,28,48	0	0	0	0	0	0	0	0	0	0	1,95,89,04	1,46,68	0	21,56,36,05,49			

Government of Nepal  
Ministry of Finance  
**Ministry of Finance**  
**Financial/ Objective wise Expenditure of Budget Year 2017/018**

Function	01-Employment Centric, Product and Sustainable & Board-based		02-Federal Structure Support Physical Infrastructure		03-Economic Social Transformation		04-Economic Social Transformation		05-Good Governance and Effective Service Delivery		06-Mini/Steaming for Industry and Service Sector		07-General Administrator		Total
	Recurrent	Capital & Financing	Recurrent	Capital & Financing	Recurrent	Capital & Financing	Recurrent	Capital & Financing	Recurrent	Capital & Financing	Recurrent	Capital & Financing	Recurrent	Capital & Financing	
08.2 Cultural services	1,87,61.72	19,57.83	0	0	3,44.79	1,22.49	0	0	0	0	0	0	2,792.01	34,20.99	27,99,88,30.18
325 Ministry of Culture, Tourism and Civil Aviation	1,87,61.72	19,57.83	0	0	0	0	0	0	0	0	0	0	2,792.01	34,20.99	26,93,25,45.31
365 Ministry of Federal Affairs and Local Development	0	0	0	0	3,44.79	1,22.49	0	0	0	0	0	0	0	0	46,72,84.87
08.3 Broadcasting and publishing services	0	0	0	0	0	0	0	0	0	0	0	0	2,775.18	1,86.32	2,96,15,03.85
358 Ministry of Information and Communications	0	0	0	0	0	0	0	0	0	0	0	0	2,775.18	1,86.32	2,96,15,03.85
09 EDUCATION	0	0	0	0	20,77,20.93	18,22.62	0	0	0	0	0	0	23,98,64.90	6,15.96	4,50,07,40,08.34
09.1 Pre-primary and primary education	0	0	0	0	3,54,42.01	14.84	0	0	0	0	0	0	0	0	3,55,69,14.19
350 Ministry of Education	0	0	0	0	3,54,42.01	14.84	0	0	0	0	0	0	0	0	3,55,69,14.19
09.5 Education not definable by level	0	0	0	0	19,99,34.19	18,01.34	0	0	0	0	0	0	0	0	2,01,73,55,32.25
350 Ministry of Education	0	0	0	0	19,99,34.19	18,01.34	0	0	0	0	0	0	0	0	2,01,73,55,32.25
09.6 Subsidiary services to education	0	0	0	0	3,11.85	0	0	0	0	0	0	0	23,98,64.90	6,15.96	2,40,79,23,17.87
350 Ministry of Education	0	0	0	0	3,11.85	0	0	0	0	0	0	0	23,98,64.90	6,15.96	2,40,79,23,17.87
09.8 Education n.e.c.	0	0	0	0	39,82.81	6.44	0	0	0	0	0	0	0	0	3,98,92,44.04
350 Ministry of Education	0	0	0	0	39,82.81	6.44	0	0	0	0	0	0	0	0	3,98,92,44.04
10 SOCIAL PROTECTION	0	0	0	0	36,34.49	11,29.77	0	0	0	0	0	0	38,03,80.28	1,21.41	3,95,64,36,86.44
10.4 Family and children	0	0	0	0	0	0	0	0	0	0	0	0	35,13.81	0	3,51,38,13.95
370 Ministry of Health	0	0	0	0	0	0	0	0	0	0	0	0	35,13.81	0	3,51,38,13.95
10.7 Social exclusion n.e.c.	0	0	0	0	0	0	0	0	12,85.88	3,08.49	0	0	37,47,42.88	4.38	3,76,34,14,33.04
301 Prime Minister and Council of Minister's Office	0	0	0	0	0	0	0	0	3,64.96	7.21	0	0	0	0	37,21,75.96
365 Ministry of Federal Affairs and Local Development	0	0	0	0	0	0	0	0	9,20.93	3,01.28	0	0	37,47,42.88	4.38	3,75,96,92,57.68
10.8 R&D Social protection	0	0	0	0	1,97.21	49.82	0	0	0	0	0	0	5,46.37	4.94	79,83,37.36
352 Ministry of Cooperative and poverty Alleviation	0	0	0	0	0	0	0	0	0	0	0	0	5,46.37	4.94	55,13,06.49
371 Ministry of Labour and Employment	0	0	0	0	1,97.21	49.82	0	0	0	0	0	0	0	0	24,70,30.86
10.9 Social protection n.e.c.	0	0	0	0	34,37.28	10,79.95	0	0	77,69.88	10,13.46	0	0	15,77.44	1,12.08	14,99,01,02.45
314 Ministry of Home	0	0	0	0	0	0	0	0	77,69.88	10,13.46	0	0	0	0	1,54,76,38.90
340 Ministry of Women, Children & Social Welfare	0	0	0	0	3,46.68	9,98.98	0	0	77,69.88	10,13.46	0	0	15,77.44	1,12.08	13,64,24,63.55
340 Ministry of Women, Children & Social Welfare	0	0	0	0	3,46.68	9,98.98	0	0	77,69.88	10,13.46	0	0	15,77.44	1,12.08	13,64,24,63.55
कुल	25,92,94.18	38,61,89.48	1,07,88,84.93	2,09,57,81,474,406,30,69	26,34,63,66,4,81,71,88	11,84,60,65,3,07,29,99	15,51,81,77	0	2,67,68,93,18	78,37,62,08	0	0	3,46,06,55.27	83,27,28,96,05	
राष्ट्रिय योजना	64,54,92.62	3,16,46,16.41	70,41,94.35	16,62,32.53	18,58,11.73	0	0	0	0	0	0	0	0	0	0

**Financial General Comptroller Office**  
**Function-wise Gender Responsive Budget, Fiscal Year 2017/18**  
(with Finance)

Annex 13  
(‘000’)

Description	Directly Supportive		Indirectly Supportive		Neutral		Total
	Recurrent	Capital and Financing	Recurrent	Capital and Financing	Recurrent	Capital and Financing	
01 GENERAL PUBLIC SERVICES	0	0	0	0	1,86,49,74,31	80,05,56,84	4,99,14,83,76
1.1 Executive and legislative organs, financial, fiscal affairs and external affairs President	0	0	0	0	1,27,33,68,91	54,62,79,66	1,82,33,11,37
101 Deputy President	0	0	0	0	12,67,42	3,16,62	15,84,04
102 Deputy President	0	0	0	0	3,80,95	53,70	4,34,65
202 Legislature - Parliament	0	0	0	0	1,69,35,97	5,00,80	1,74,36,77
206 Commission for Investigation of Abuse of Authority	0	0	0	0	86,27,10	30,99,98	1,17,27,08
208 Office of the Auditor General	0	0	0	0	40,19,99	21,81,99	62,01,98
218 Council of Justice	0	0	0	0	0	0	17,36
220 National Natural Resources and Fiscal Commission	0	0	0	0	0	0	3,55,16
222 National Women Commission	0	0	0	0	0	0	3,55,16
224 National Dalit Commission	0	0	0	0	0	0	3,55,16
226 National Inclusion Commission	0	0	0	0	0	0	3,55,16
228 Indigenous Nationalities Commission	0	0	0	0	0	0	3,55,16
230 Madhesi Commission	0	0	0	0	0	0	3,55,16
232 Tharu Commission	0	0	0	0	0	0	3,55,16
234 Muslim Commission	0	0	0	0	0	0	3,55,16
250 Chief of State	0	0	0	0	0	0	8,04,16
301 Prime Minister and Council of Minister's Office	0	0	0	0	2,27,18,73	13,79,90	2,40,98,63
305 Ministry of Finance	0	0	0	0	6,34,21,55	90,51,71	7,24,73,26
306 Ministry of Supply	0	0	0	0	7,40,74	64,81	8,05,55
313 Ministry of drinking and sanitation	0	0	0	0	8,58,30	3,41,70	12,00,00
326 Ministry of Foreign Affairs	0	0	0	0	3,38,84,64	2,74,45,29	6,13,29,93
327 Ministry of Livestock Development	0	0	0	0	13,41,47	2,07,20	15,48,67
332 Ministry of Science & Technology	0	0	0	0	4,85,67	1,59,26	6,44,93
347 Ministry of Urban Development	0	0	0	0	33,51,95	2,01,77	35,63,72
352 Ministry of Cooperative and poverty Alleviation	0	0	0	0	33,04,30	23,22	33,27,52
356 Ministry of General Administration	0	0	0	0	8,11,67	0	8,11,67
365 Ministry of Federal Affairs and Local Development	0	0	0	0	19,80,59	2,96,09	22,76,68
501 MOF Policy Financing	0	0	0	0	0	3,37,00,00	3,37,00,00

Description	Directly Supportive		Indirectly Supportive		Neutral		Total
	Recurrent	Capital and Financing	Recurrent	Capital and Financing	Recurrent	Capital and Financing	
503 MOF External Debt Service (Multilateral)	0	0	0	0	3,98,05,23	29,03,98,19	33,02,03,42
504 MOF External Debt Service (Bilateral)	0	0	0	0	57,48,55	3,51,27,43	4,08,75,98
601 MOF Staff Benefits and Retirement Benefits	0	0	0	0	54,23,30,00	0	54,23,30,00
602 MOF Miscellaneous	0	0	0	0	52,13,54,09	14,17,30,00	66,30,84,09
1.2 Foreign economic aid	0	0	0	0	34,27	79,16,09	79,50,36
357 Ministry of Irrigation	0	0	0	0	34,27	79,16,09	79,50,36
1.3 General services	0	0	0	0	20,24,94,73	2,75,82,75	23,02,91,38
210 Public Service Commission	0	0	0	0	61,61,52	6,75,80	68,37,32
301 Prime Minister and Council of Minister's Office	0	0	0	0	23,20,56	1,44,70	24,65,26
305 Ministry of Finance	0	0	0	0	24,71,98	95,91,65	1,22,77,53
314 Ministry of Home	0	0	0	0	12,03,34,12	36,53,48	12,39,87,60
325 Ministry of Culture, Tourism and Civil Aviation	0	0	0	0	58,89,19	1,69,84	60,59,03
326 Ministry of Foreign Affairs	0	0	0	0	16,20,23	1,09,81	17,30,04
329 Ministry of Forestry and Soil Conservation	0	0	0	0	3,96,02	8,00	4,04,02
347 Ministry of Urban Development	0	0	0	0	95,89	19,00,00	19,95,89
356 Ministry of General Administration	0	0	0	0	97,94,19	4,10,52	1,02,04,71
365 Ministry of Federal Affairs and Local Development	0	0	0	0	1,10,87,76	1,01,88,62	2,12,76,38
391 National Planning Commission Secretariata	0	0	0	0	1,23,23,27	7,30,33	1,30,53,60
602 MOF Miscellaneous	0	0	0	0	3,00,00,00	0	3,00,00,00
1.4 Basic research	0	0	0	0	22,05	3,18,82	3,40,87
357 Ministry of Irrigation	0	0	0	0	22,05	3,18,82	3,40,87
1.5 R&D General public services	0	0	0	0	88,89	1,93	90,82
305 Ministry of Finance	0	0	0	0	88,89	1,93	90,82
1.6 General public services h.e.c.	0	0	0	0	11,15,19,66	29,81,04	11,45,00,70
212 Election Commission	0	0	0	0	59,46,55	11,44,58	70,91,13
214 National Human Rights Commission	0	0	0	0	20,08,49	38,25	20,46,74
314 Ministry of Home	0	0	0	0	4,49,98	3,98,21	8,48,19
337 Ministry of Physical Infrastructure and Transport	0	0	0	0	1,14,64	1,00,00	2,14,64
365 Ministry of Federal Affairs and Local Development	0	0	0	0	10,30,00,00	0	10,30,00,00



Description	Directly Supportive		Indirectly Supportive		Neutral		Total
	Recurrent	Capital and Financing	Recurrent	Capital and Financing	Recurrent	Capital and Financing	
501 MOF Policy Financing	0	0	0	0	0	13,00,00	13,00,00
1.7 Public debt transactions	0	0	0	0	26,24,45,80	21,04,78,65	47,30,17,35
305 Ministry of Finance	0	0	0	0	0	0	93,00
501 MOF Policy Financing	0	0	0	0	0	1,00,00,00	1,00,00,00
502 MOF Domestic Debt Service	0	0	0	0	26,24,45,80	20,04,78,55	46,29,24,35
1.8 Transfers of a general character between levels of government	0	0	0	0	1,50,00,00	50,00,00	2,34,19,80,91
365 Ministry of Federal Affairs and Local Development	0	0	0	0	1,50,00,00	50,00,00	2,00,00,00
701 State	0	0	0	0	0	0	7,14,35,00
801 Local Level	0	0	0	0	0	0	2,25,05,45,91
02 DEFENCE	0	0	0	0	39,43,73,77	5,51,95,43	44,95,69,20
2.1 Military defence	0	0	0	0	39,42,37,95	5,34,99,69	44,77,37,64
307 Ministry of Industry	0	0	0	0	18,99,65	18,66,03	37,55,68
345 Ministry of Defence	0	0	0	0	39,23,38,30	5,16,43,66	44,39,81,96
2.2 Civil defence	0	0	0	0	1,12,97	8,32,84	9,45,81
314 Ministry of Home	0	0	0	0	1,12,97	8,32,84	9,45,81
2.5 Defence n.e.c.	0	0	0	0	22,85	8,52,90	8,75,75
347 Ministry of Urban Development	0	0	0	0	22,85	8,52,90	8,75,75
03 PUBLIC ORDER AND SAFETY	0	0	0	0	41,42,63,14	9,20,26,36	50,62,89,50
3.1 Police services	0	0	0	0	30,41,70,57	5,18,58,72	35,60,29,29
314 Ministry of Home	0	0	0	0	30,41,70,57	5,18,58,72	35,60,29,29
3.2 Fire-protection services	0	0	0	0	1,35,96	4,48	1,40,44
314 Ministry of Home	0	0	0	0	1,35,96	4,48	1,40,44
3.3 Law courts	0	0	0	0	5,23,04,09	1,24,05,42	6,47,09,51
204 Courts	0	0	0	0	4,25,17,08	96,99,57	5,22,16,65
216 Office of the Attorney General	0	0	0	0	69,10,08	25,02,47	94,12,55
218 Council of Justice	0	0	0	0	6,46,44	90,87	7,37,31
311 Ministry of Law, Justice and Parliamentary Affairs	0	0	0	0	21,11,65	67,88	21,79,53
371 Ministry of Labour and Employment	0	0	0	0	1,18,84	44,63	1,63,47
3.4 Prisons	0	0	0	0	1,23,41,01	55,01,56	1,78,42,57

Description	Directly Supportive		Indirectly Supportive		Neutral		Total
	Recurrent	Capital and Financing	Recurrent	Capital and Financing	Recurrent	Capital and Financing	
314 Ministry of Home	0	0	0	0	1,23,41,01	55,01,56	1,78,42,57
3.6 Public order and safety n.e.c.	0	0	0	0	4,53,11,51	2,22,56,18	6,75,67,69
301 Prime Minister and Council of Minister's Office	0	0	0	0	27,46,30	59,81,48	87,27,78
314 Ministry of Home	0	0	0	0	3,30,15,45	84,98,89	4,15,14,34
349 Ministry of Peace & Reconstruction	0	0	0	0	95,49,76	77,75,81	1,73,25,57
04 ECONOMIC AFFAIRS	0	0	0	0	1,46,27,32,23	3,03,91,31,62	4,54,60,31,06
4.1 General economic, commercial and labour affairs	0	0	0	0	78,16,81,80	74,64,91,48	1,52,81,73,28
301 Prime Minister and Council of Minister's Office	0	0	0	0	74,44,47,40	71,59,14,18	1,46,03,61,58
306 Ministry of Supply	0	0	0	0	59,87,31	4,65,00	64,52,31
330 Ministry of Commerce	0	0	0	0	69,07,59	1,09,39,90	1,78,47,49
365 Ministry of Federal Affairs and Local Development	0	0	0	0	1,52,43,97	1,73,27,14	3,25,71,11
371 Ministry of Labour and Employment	0	0	0	0	90,95,53	18,45,26	1,09,40,79
4.2 Agriculture, forestry, fishing and hunting	0	0	0	0	45,01,61,49	36,20,91,83	81,32,68,99
305 Ministry of Finance	0	0	0	0	2,30,00,00	0	2,30,00,00
312 Ministry of Agriculture Development	0	0	0	0	20,38,60,17	3,75,06,52	24,23,82,36
327 Ministry of Livestock Development	0	0	0	0	4,25,29,83	1,72,68,88	5,97,98,71
329 Ministry of Forestry and Soil Conservation	0	0	0	0	9,73,34,12	3,68,62,41	13,41,96,53
336 Ministry of Land Reforms and Management	0	0	0	0	5,50,88,13	1,19,18,09	6,69,86,22
352 Ministry of Cooperative and poverty Alleviation	0	0	0	0	96,16,28	6,49,41	1,02,65,69
357 Ministry of Irrigation	0	0	0	0	1,78,91,77	23,57,98,26	25,36,91,03
365 Ministry of Federal Affairs and Local Development	0	0	0	0	8,61,19	70,87,26	79,48,45
501 MOF Policy Financing	0	0	0	0	0	1,50,00,00	1,50,00,00
4.3 Fuel and energy	0	0	0	0	5,90,87,17	62,31,13,14	71,42,41,85
307 Ministry of industry	0	0	0	0	4,64,33	14,17,07	18,81,40
308 Ministry of Energy	0	0	0	0	1,14,91,02	17,50,19,39	18,65,10,41
331 Ministry of Population and environment	0	0	0	0	4,71,31,82	1,96,42	4,73,28,24
501 MOF Policy Financing	0	0	0	0	0	44,64,80,26	47,85,21,80
4.4 Mining, manufacturing and construction	0	0	0	0	14,49,98	3,04,11,93	3,18,61,91
307 Ministry of industry	0	0	0	0	11,12,63	4,05,16	15,17,79

Description	Directly Supportive		Indirectly Supportive		Neutral		Total
	Recurrent	Capital and Financing	Recurrent	Capital and Financing	Recurrent	Capital and Financing	
337 Ministry of Physical Infrastructure and Transport	0	0	0	0	3,37,35	3,00,06,77	3,03,44,12
4.5 Transport	0	0	0	0	7,66,50,63	1,09,58,55,30	1,18,26,70,93
332 Ministry of Science & Technology	0	0	0	0	1,50,17	2,86,00	4,36,17
337 Ministry of Physical Infrastructure and Transport	0	0	0	0	7,00,53,78	85,49,95,10	93,50,13,88
347 Ministry of Urban Development	0	0	0	0	40,08,64	80,54,83	1,20,63,47
365 Ministry of Federal Affairs and Local Development	0	0	0	0	26,38,04	15,44,39,37	15,70,77,41
501 MOF Policy Financing	0	0	0	0	0	7,80,80,00	7,80,80,00
4.6 Communication	0	0	0	0	4,24,87,73	1,44,82,03	5,69,69,76
332 Ministry of Science & Technology	0	0	0	0	15,39,08	62,48,88	77,87,96
368 Ministry of Information and Communications	0	0	0	0	4,09,48,65	55,33,15	4,64,81,80
501 MOF Policy Financing	0	0	0	0	0	27,00,00	27,00,00
4.7 Other industries	0	0	0	0	3,66,22,00	15,96,98,75	19,63,20,75
306 Ministry of Supply	0	0	0	0	8,64,76	78,73	9,43,49
307 Ministry of Industry	0	0	0	0	2,86,04,16	3,89,61,83	6,75,65,99
312 Ministry of Agriculture Development	0	0	0	0	2,37,01	0	2,37,01
325 Ministry of Culture, Tourism and Civil Aviation	0	0	0	0	67,79,01	45,69,64	1,13,48,65
329 Ministry of Forestry and Soil Conservation	0	0	0	0	1,37,06	7,78,55	9,15,61
501 MOF Policy Financing	0	0	0	0	0	11,53,10,00	11,53,10,00
4.8 R&D Economic affairs	0	0	0	0	1,30,18,33	37,19,41	1,67,37,74
307 Ministry of Industry	0	0	0	0	61,15,94	9,42,94	70,58,88
308 Ministry of Energy	0	0	0	0	64,83,64	0	64,83,64
357 Ministry of Irrigation	0	0	0	0	4,18,75	27,76,47	31,95,22
4.9 Economic affairs n.e.c.	0	0	0	0	13,73,10	32,67,75	57,85,85
305 Ministry of Finance	0	0	0	0	13,73,10	2,67,75	27,85,85
501 MOF Policy Financing	0	0	0	0	0	30,00,00	30,00,00
05 ENVIRONMENTAL PROTECTION	0	0	0	0	3,25,10,19	11,88,80,05	15,13,90,24
5.1 Waste management	0	0	0	0	48,17,59	3,70,52,41	4,18,70,00
305 Ministry of Finance	0	0	0	0	23,00,00	0	23,00,00
313 Ministry of drinking and sanitation	0	0	0	0	24,13,43	15,80,02	39,93,45

	Description	Directly Supportive		Indirectly Supportive		Neutral		Total
		Recurrent	Capital and Financing	Recurrent	Capital and Financing	Recurrent	Capital and Financing	
365	Ministry of Federal Affairs and Local Development	0	0	0	0	1,04,16	59,67	1,63,83
501	MOF Policy Financing	0	0	0	0	0	3,54,12,72	3,54,12,72
5.2	Waste water management	0	0	0	0	2,14,56	1,31,40,37	1,33,54,93
313	Ministry of drinking and sanitation	0	0	0	0	29,69	44,44,32	44,74,01
357	Ministry of Irrigation	0	0	0	0	1,84,87	86,96,05	88,80,92
5.5	R&D Environmental protection	0	0	0	0	2,30,10	2,83,19,05	2,85,49,15
329	Ministry of Forestry and Soil Conservation	0	0	0	0	2,30,10	55,43	2,85,53
501	MOF Policy Financing	0	0	0	0	0	2,82,63,62	2,82,63,62
5.6	Environmental protection n.e.c.	0	0	0	0	2,72,47,94	4,03,68,22	6,76,16,16
313	Ministry of drinking and sanitation	0	0	0	0	1,55,90	56	1,56,46
329	Ministry of Forestry and Soil Conservation	0	0	0	0	26,11,22	1,19,32,73	1,45,43,95
331	Ministry of Population and environment	0	0	0	0	1,21,96,23	1,69,53,36	2,91,49,59
332	Ministry of Science & Technology	0	0	0	0	23,23,81	9,27,34	32,51,15
347	Ministry of Urban Development	0	0	0	0	99,60,78	1,05,54,23	2,05,15,01
06	HOUSING AND COMMUNITY AMENITIES	0	0	0	0	9,54,03,54	47,91,38,39	63,06,25,26
6.1	Housing development	0	0	0	0	7,35,21,28	19,51,83,31	26,91,04,59
305	Ministry of Finance	0	0	0	0	69,30,06	0	69,30,06
347	Ministry of Urban Development	0	0	0	0	6,69,91,22	19,03,13,31	25,73,04,53
501	MOF Policy Financing	0	0	0	0	0	48,70,00	48,70,00
6.2	Community development	0	0	0	0	99,05,87	4,34,37,89	5,33,43,76
329	Ministry of Forestry and Soil Conservation	0	0	0	0	24,95,14	6,03,16	30,98,30
340	Ministry of Women, Children & Social Welfare	0	0	0	0	10,93,20	10,00	11,03,20
347	Ministry of Urban Development	0	0	0	0	7,02,99	8,78,51	15,81,50
365	Ministry of Federal Affairs and Local Development	0	0	0	0	56,14,54	4,19,46,22	4,75,60,76
6.3	Water supply	0	0	0	0	1,01,31,13	19,58,61,19	26,20,75,65
313	Ministry of drinking and sanitation	0	0	0	0	52,56,98	15,58,76,50	21,72,16,81
347	Ministry of Urban Development	0	0	0	0	5,32,10	64,08,45	69,40,55
365	Ministry of Federal Affairs and Local Development	0	0	0	0	43,42,05	93,44,24	1,36,86,29
501	MOF Policy Financing	0	0	0	0	0	2,42,32,00	2,42,32,00

	Description	Directly Supportive		Indirectly Supportive		Neutral		Total
		Recurrent	Capital and Financing	Recurrent	Capital and Financing	Recurrent	Capital and Financing	
6.6	Housing and community amenities n.e.c.	0	0	0	0	14,45,26	4,46,56,00	4,61,01,26
365	Ministry of Federal Affairs and Local Development	0	0	0	0	14,45,26	4,46,56,00	4,61,01,26
07	HEALTH	0	0	0	0	32,94,92,45	5,73,99,49	41,08,98,64
7.1	Medical products, appliances and equipment	0	0	0	0	26,02,45	38,42,46	64,44,91
370	Ministry of Health	0	0	0	0	26,02,45	38,42,46	64,44,91
7.2	Out-patient services	0	0	0	0	5,48,09,24	43,93,86	5,92,03,10
306	Ministry of Supply	0	0	0	0	16,47,75	1,00,00	17,47,75
370	Ministry of Health	0	0	0	0	5,31,61,49	42,93,86	5,74,55,35
7.3	Hospital services	0	0	0	0	15,75,91,93	59,81,08	16,35,73,01
314	Ministry of Home	0	0	0	0	57,72,90	16,52,07	74,24,97
345	Ministry of Defence	0	0	0	0	68,79,22	0	68,79,22
370	Ministry of Health	0	0	0	0	7,89,39,91	43,29,01	8,32,68,82
601	MOF Staff Benefits and Retirement Benefits	0	0	0	0	6,60,00,00	0	6,60,00,00
7.4	Public health services	0	0	0	0	6,47,98,53	4,18,57,27	13,06,62,50
365	Ministry of Federal Affairs and Local Development	0	0	0	0	46,24,76	75,00	46,99,76
370	Ministry of Health	0	0	0	0	6,01,73,77	4,17,82,27	12,59,62,74
7.5	R&D Health	0	0	0	0	3,96,03,18	13,24,82	4,11,28,00
370	Ministry of Health	0	0	0	0	3,96,03,18	13,24,82	4,11,28,00
7.6	Health n.e.c.	0	0	0	0	98,87,12	0	98,87,12
350	Ministry of Education	0	0	0	0	98,87,12	0	98,87,12
08	RECREATION,CULTURE AND RELIGION	0	0	0	0	5,07,48,05	79,75,05	5,97,20,16
8.1	Recreational and sporting services	0	0	0	0	2,23,96,10	28,26	2,24,24,36
343	Ministry of Youth and Sports	0	0	0	0	2,23,96,10	28,26	2,24,24,36
8.2	Cultural services	0	0	0	0	2,54,65,18	75,51,37	3,30,16,55
325	Ministry of Culture, Tourism and Civil Aviation	0	0	0	0	2,51,00,06	74,28,84	3,25,28,90
365	Ministry of Federal Affairs and Local Development	0	0	0	0	3,65,12	1,22,53	4,87,65
8.3	Broadcasting and publishing services	0	0	0	0	28,86,77	3,95,42	32,82,19
358	Ministry of Information and Communications	0	0	0	0	28,86,77	3,95,42	32,82,19
8.5	R&D Recreation, culture and religion	0	0	0	0	0	0	9,97,06

Description	Directly Supportive		Indirectly Supportive		Neutral		Total
	Recurrent	Capital and Financing	Recurrent	Capital and Financing	Recurrent	Capital and Financing	
325 Ministry of Culture, Tourism and Civil Aviation	0	0	0	0	0	0	9,97,06
09 EDUCATION	0	0	0	0	64,71,61,07	40,79,66	65,13,57,04
9.1 Pre-primary and primary education	0	0	0	0	5,61,09,79	14,99	5,61,24,78
350 Ministry of Education	0	0	0	0	5,61,09,79	14,99	5,61,24,78
9.2 Secondary education	0	0	0	0	4,47,52,69	0	4,47,52,69
350 Ministry of Education	0	0	0	0	4,47,52,69	0	4,47,52,69
9.5 Education not definable by level	0	0	0	0	26,44,92,77	26,21,37	26,71,14,14
350 Ministry of Education	0	0	0	0	26,44,92,77	26,21,37	26,71,14,14
9.6 Subsidiary services to education	0	0	0	0	26,56,91,86	13,87,50	26,70,79,36
350 Ministry of Education	0	0	0	0	26,56,91,86	13,87,50	26,70,79,36
9.8 Education n.e.c.	0	0	0	0	1,61,13,96	55,80	1,62,86,07
350 Ministry of Education	0	0	0	0	1,61,13,96	55,80	1,62,86,07
10 SOCIAL PROTECTION	0	0	0	0	38,84,19,91	41,73,78	39,25,93,69
10.4 Family and children	0	0	0	0	35,51,17	0	35,51,17
370 Ministry of Health	0	0	0	0	35,51,17	0	35,51,17
10.7 Social exclusion n.e.c.	0	0	0	0	36,19,35,13	3,21,70	36,22,56,83
301 Prime Minister and Council of Minister's Office	0	0	0	0	5,60,20	7,28	5,67,48
365 Ministry of Federal Affairs and Local Development	0	0	0	0	36,13,74,93	3,14,42	36,16,89,35
10.8 R&D Social protection	0	0	0	0	33,17,53	95,37	34,12,90
352 Ministry of Cooperative and poverty Alleviation	0	0	0	0	30,60,98	34,47	30,95,45
371 Ministry of Labour and Employment	0	0	0	0	2,56,55	60,90	3,17,45
10.9 Social protection n.e.c.	0	0	0	0	1,96,16,08	37,56,71	2,33,72,79
314 Ministry of Home	0	0	0	0	4,76,35	17,15,34	21,91,69
340 Ministry of Women, Children & Social Welfare	0	0	0	0	1,91,39,73	20,41,37	2,11,81,10
<b>Total</b>	<b>0</b>	<b>0</b>	<b>0</b>	<b>0</b>	<b>5,68,00,78,66</b>	<b>4,65,85,48,67</b>	<b>12,78,99,48,55</b>
<b>Grand Total</b>	<b>0</b>	<b>0</b>	<b>0</b>	<b>0</b>	<b>10,33,86,27,33</b>		

Description		Directly Supportive		Indirectly Supportive		Neutral		Total
		Recurrent	Capital and Financing	Recurrent	Capital and Financing	Recurrent	Capital and Financing	

Code	Gender Responsive	Amount	%
3	Neutral	896779456	70.12

**Note : Gender Responsive Budget Classifications**

Basis of classification for Gender Responsive Budget are as follows :

- More than 50 percent of budget directly beneficial for women - Direct Responsive
- 20 to 50 percent of budget directly beneficial for women - Indirect Responsive
- Less than 20 Percent of budget beneficial for women - Neutral

Following indicators are used to assess the percentage above.

S.N.	Indicators	Percentage
1	Women Capacity Development	20
2	Women Participation in formulation and implementation of Program	20
3	Women's share in benefit	20
4	Support in employment and income generating to women	20
5	Quality reform in time consumption & minimization in of work load to women	20
Total		100

Financial Comptroller General Office

ANNEX-14

**Economic Code wise Aggregate Expenditure (Recurrent)**

Upto Month: Ashad

Fiscal Year 2074/75

Ministry/Economic Code		Cash	Non Cash	Total Expenditure
101	President	134,869,653.44	0.00	134,869,653.44
	Recurrent	134,869,653.44	0.00	134,869,653.44
	21110 Wages and salaries in cash	35,951,435.41	0.00	35,951,435.41
	21111 Salary	29,986,081.93	0.00	29,986,081.93
	21113 Dearness Allowance	675,375.22	0.00	675,375.22
	21119 Other Allowance	5,289,978.26	0.00	5,289,978.26
	21120 Wages and salaries in kind	1,073,252.94	0.00	1,073,252.94
	21121 Clothing	870,384.00	0.00	870,384.00
	21123 Medical Expense	202,868.94	0.00	202,868.94
	22110 Utilities	24,533,376.48	0.00	24,533,376.48
	22111 Water and Electricity	21,321,597.01	0.00	21,321,597.01
	22112 Communication	3,211,779.47	0.00	3,211,779.47
	22120 Rent	80,000.00	0.00	80,000.00
	22121 House Rent	80,000.00	0.00	80,000.00
	22210 Operation & Maintenance of Capital Assets	14,565,710.62	0.00	14,565,710.62
	22211 Fuel and Oil - Vehicles	6,431,105.30	0.00	6,431,105.30
	22212 Operation & Maintenance	7,634,989.42	0.00	7,634,989.42
	22213 Insurance	499,615.90	0.00	499,615.90
	22310 Office Materials & Services	9,715,792.21	0.00	9,715,792.21
	22311 General Office Expenses	9,682,457.21	0.00	9,682,457.21
	22314 Fuel and Oil - For Administrative Purposes	33,335.00	0.00	33,335.00
	22320 Repair and Maintenance of Public Property	3,594,589.30	0.00	3,594,589.30
	22321 Repair and Maintenance of Public Property	3,594,589.30	0.00	3,594,589.30
	22410 Consultancy and Other Services fee	19,037,180.93	0.00	19,037,180.93
	22411 Consultancy and Services Expenses	234,475.00	0.00	234,475.00
	22412 Other Service Fee	18,802,705.93	0.00	18,802,705.93
	22510 Consultancy and Other Services fee	200,000.00	0.00	200,000.00
	22511 Employee Training	200,000.00	0.00	200,000.00
	22520 Production Materials and Programme Expenses	1,251,466.00	0.00	1,251,466.00
	22522 Program Expenses	1,251,466.00	0.00	1,251,466.00
	22610 Monitoring, Evaluation & Travelling Expenses	1,612,438.00	0.00	1,612,438.00
	22612 Travelling Expenses	1,612,438.00	0.00	1,612,438.00
	22710 Miscellaneous	23,254,411.55	0.00	23,254,411.55
	22711 Miscellaneous	23,254,411.55	0.00	23,254,411.55
102	Deputy President	35,635,784.74	0.00	35,635,784.74
	Recurrent	35,635,784.74	0.00	35,635,784.74
	21110 Wages and salaries in cash	15,361,150.35	0.00	15,361,150.35
	21111 Salary	12,266,818.06	0.00	12,266,818.06
	21113 Dearness Allowance	314,344.54	0.00	314,344.54
	21119 Other Allowance	2,779,987.75	0.00	2,779,987.75
	21120 Wages and salaries in kind	880,007.00	0.00	880,007.00
	21121 Clothing	781,197.00	0.00	781,197.00
	21123 Medical Expense	98,810.00	0.00	98,810.00
	22110 Utilities	1,552,943.01	0.00	1,552,943.01
	22111 Water and Electricity	855,923.68	0.00	855,923.68
	22112 Communication	697,019.33	0.00	697,019.33
	22210 Operation & Maintenance of Capital Assets	4,446,149.97	0.00	4,446,149.97
	22211 Fuel and Oil - Vehicles	1,814,590.66	0.00	1,814,590.66
	22212 Operation & Maintenance	2,361,004.81	0.00	2,361,004.81
	22213 Insurance	270,554.50	0.00	270,554.50



## Ministry of Finance Economic Code wise Aggregate Expenditure (Recurrent)

Upto Month: Ashad

Fiscal Year 2074/75

Ministry/Economic Code		Cash	Non Cash	Total Expenditure
22310	Office Materials & Services	3,450,848.85	0.00	3,450,848.85
22311	General Office Expenses	3,349,027.85	0.00	3,349,027.85
22314	Fuel and Oil - For Administrative Purposes	101,821.00	0.00	101,821.00
22410	Consultancy and Other Services fee	4,248,631.56	0.00	4,248,631.56
22411	Consultancy and Services Expenses	80,000.00	0.00	80,000.00
22412	Other Service Fee	4,168,631.56	0.00	4,168,631.56
22510	Consultancy and Other Services fee	90,000.00	0.00	90,000.00
22511	Employee Training	90,000.00	0.00	90,000.00
22520	Production Materials and Programme Expenses	495,074.00	0.00	495,074.00
22529	Other Program Expenses	495,074.00	0.00	495,074.00
22610	Monitoring, Evaluation & Travelling Expenses	1,814,980.00	0.00	1,814,980.00
22611	Monitoring & Evaluation Expenses	608,505.00	0.00	608,505.00
22612	Travelling Expenses	1,206,475.00	0.00	1,206,475.00
22710	Miscellaneous	3,296,000.00	0.00	3,296,000.00
22711	Miscellaneous	3,296,000.00	0.00	3,296,000.00
202	Legislature - Parliament	944,707,418.58	0.00	944,707,418.58
	Recurrent	944,707,418.58	0.00	944,707,418.58
21110	Wages and salaries in cash	619,065,240.94	0.00	619,065,240.94
21111	Salary	428,536,601.32	0.00	428,536,601.32
21113	Dearness Allowance	6,123,611.50	0.00	6,123,611.50
21119	Other Allowance	184,405,028.12	0.00	184,405,028.12
21120	Wages and salaries in kind	6,658,201.60	0.00	6,658,201.60
21121	Clothing	3,904,360.00	0.00	3,904,360.00
21123	Medical Expense	2,753,841.60	0.00	2,753,841.60
22110	Utilities	40,271,080.10	0.00	40,271,080.10
22111	Water and Electricity	21,542,443.48	0.00	21,542,443.48
22112	Communication	18,728,636.62	0.00	18,728,636.62
22120	Rent	157,707,030.76	0.00	157,707,030.76
22121	House Rent	157,707,030.76	0.00	157,707,030.76
22210	Operation & Maintenance of Capital Assets	28,996,982.65	0.00	28,996,982.65
22211	Fuel and Oil - Vehicles	10,132,569.55	0.00	10,132,569.55
22212	Operation & Maintenance	17,971,013.00	0.00	17,971,013.00
22213	Insurance	893,400.10	0.00	893,400.10
22310	Office Materials & Services	33,122,723.58	0.00	33,122,723.58
22311	General Office Expenses	32,882,591.58	0.00	32,882,591.58
22313	Books and Materials	240,132.00	0.00	240,132.00
22410	Consultancy and Other Services fee	11,403,075.08	0.00	11,403,075.08
22411	Consultancy and Services Expenses	2,393,057.00	0.00	2,393,057.00
22412	Other Service Fee	9,010,018.08	0.00	9,010,018.08
22510	Consultancy and Other Services fee	3,863,391.00	0.00	3,863,391.00
22511	Employee Training	3,863,391.00	0.00	3,863,391.00
22520	Production Materials and Programme Expenses	4,972,235.00	0.00	4,972,235.00
22522	Program Expenses	4,121,494.00	0.00	4,121,494.00
22529	Other Program Expenses	850,741.00	0.00	850,741.00
22530	Medicines	2,000,000.00	0.00	2,000,000.00
22531	Medicine Purchases	2,000,000.00	0.00	2,000,000.00
22610	Monitoring, Evaluation & Travelling Expenses	20,300,859.00	0.00	20,300,859.00
22611	Monitoring & Evaluation Expenses	13,102,843.00	0.00	13,102,843.00
22612	Travelling Expenses	147,590.00	0.00	147,590.00

**Ministry of Finance**  
**Economic Code wise Aggregate Expenditure (Recurrent)**

Upto Month: Ashad

Fiscal Year 2074/75

Ministry/Economic Code		Cash	Non Cash	Total Expenditure	
	22613	Travelling Expenses of VIPs & Delegations	1,656,613.00	0.00	1,656,613.00
	22614	Other Travelling Expenses	5,393,813.00	0.00	5,393,813.00
	22710	Miscellaneous	16,346,598.87	0.00	16,346,598.87
	22711	Miscellaneous	16,346,598.87	0.00	16,346,598.87
204	Courts		3,645,944,937.67	0.00	3,645,944,937.67
	Recurrent		3,645,944,937.67	0.00	3,645,944,937.67
	21110	Wages and salaries in cash	2,239,093,427.91	0.00	2,239,093,427.91
	21111	Salary	1,682,790,959.31	0.00	1,682,790,959.31
	21112	Local Allowances	29,821,004.10	0.00	29,821,004.10
	21113	Dearness Allowance	53,879,393.83	0.00	53,879,393.83
	21114	Field Allowance	9,435,513.00	0.00	9,435,513.00
	21119	Other Allowance	463,166,557.67	0.00	463,166,557.67
	21120	Wages and salaries in kind	36,263,970.00	0.00	36,263,970.00
	21121	Clothing	36,263,970.00	0.00	36,263,970.00
	22110	Utilities	81,807,816.67	0.00	81,807,816.67
	22111	Water and Electricity	45,100,545.67	0.00	45,100,545.67
	22112	Communication	36,707,271.00	0.00	36,707,271.00
	22120	Rent	71,420,919.66	0.00	71,420,919.66
	22121	House Rent	71,420,919.66	0.00	71,420,919.66
	22210	Operation & Maintenance of Capital Assets	179,159,174.58	0.00	179,159,174.58
	22211	Fuel and Oil - Vehicles	89,223,044.55	0.00	89,223,044.55
	22212	Operation & Maintenance	83,114,772.75	0.00	83,114,772.75
	22213	Insurance	6,821,357.28	0.00	6,821,357.28
	22310	Office Materials & Services	165,711,542.57	0.00	165,711,542.57
	22311	General Office Expenses	147,100,000.99	0.00	147,100,000.99
	22313	Books and Materials	11,463,128.00	0.00	11,463,128.00
	22314	Fuel and Oil - For Administrative Purposes	7,148,413.58	0.00	7,148,413.58
	22320	Repair and Maintenance of Public Property	10,949,809.24	0.00	10,949,809.24
	22321	Repair and Maintenance of Public Property	10,949,809.24	0.00	10,949,809.24
	22410	Consultancy and Other Services fee	526,560,230.82	0.00	526,560,230.82
	22412	Other Service Fee	526,560,230.82	0.00	526,560,230.82
	22510	Consultancy and Other Services fee	199,750.00	0.00	199,750.00
	22511	Employee Training	199,750.00	0.00	199,750.00
	22520	Production Materials and Programme Expenses	140,495,933.05	0.00	140,495,933.05
	22522	Program Expenses	140,495,933.05	0.00	140,495,933.05
	22610	Monitoring, Evaluation & Travelling Expenses	58,516,294.52	0.00	58,516,294.52
	22611	Monitoring & Evaluation Expenses	33,465,452.52	0.00	33,465,452.52
	22612	Travelling Expenses	25,050,842.00	0.00	25,050,842.00
	22710	Miscellaneous	47,607,129.96	0.00	47,607,129.96
	22711	Miscellaneous	47,607,129.96	0.00	47,607,129.96
	26410	Recurrent Grant	44,934,850.69	0.00	44,934,850.69
	26412	Conditional Recurrent Grant to Government Agencies, Committees & Boards	44,934,850.69	0.00	44,934,850.69
	26420	Capital Grant	43,224,088.00	0.00	43,224,088.00
	26423	Unconditional Capital Grant to Other Institutions & Individuals	43,224,088.00	0.00	43,224,088.00
206	Commission for Investigation of Abuse of Authority		622,821,228.33	0.00	622,821,228.33
	Recurrent		622,821,228.33	0.00	622,821,228.33
	21110	Wages and salaries in cash	345,059,901.99	0.00	345,059,901.99
	21111	Salary	164,281,816.05	0.00	164,281,816.05
	21112	Local Allowances	166,368.00	0.00	166,368.00

## Ministry of Finance Economic Code wise Aggregate Expenditure (Recurrent)

Upto Month: Ashad

Fiscal Year 2074/75

Ministry/Economic Code	Cash	Non Cash	Total Expenditure	
21113	Dearness Allowance	4,850,691.66	0.00	4,850,691.66
21119	Other Allowance	175,761,026.28	0.00	175,761,026.28
21120	Wages and salaries in kind	11,017,707.00	0.00	11,017,707.00
21121	Clothing	2,013,000.00	0.00	2,013,000.00
21122	Fooding	9,004,707.00	0.00	9,004,707.00
22110	Utilities	16,229,699.72	0.00	16,229,699.72
22111	Water and Electricity	7,270,414.03	0.00	7,270,414.03
22112	Communication	8,959,285.69	0.00	8,959,285.69
22120	Rent	6,487,975.00	0.00	6,487,975.00
22121	House Rent	6,487,975.00	0.00	6,487,975.00
22210	Operation & Maintenance of Capital Assets	43,061,022.14	0.00	43,061,022.14
22211	Fuel and Oil - Vehicles	15,851,920.75	0.00	15,851,920.75
22212	Operation & Maintenance	26,131,075.19	0.00	26,131,075.19
22213	Insurance	1,078,026.20	0.00	1,078,026.20
22310	Office Materials & Services	42,376,976.29	0.00	42,376,976.29
22311	General Office Expenses	41,525,568.29	0.00	41,525,568.29
22314	Fuel and Oil - For Administrative Purposes	851,408.00	0.00	851,408.00
22410	Consultancy and Other Services fee	44,909,743.90	0.00	44,909,743.90
22411	Consultancy and Services Expenses	2,224,889.00	0.00	2,224,889.00
22412	Other Service Fee	42,684,854.90	0.00	42,684,854.90
22510	Consultancy and Other Services fee	1,255,880.00	0.00	1,255,880.00
22511	Employee Training	1,255,880.00	0.00	1,255,880.00
22520	Production Materials and Programme Expenses	52,784,204.29	0.00	52,784,204.29
22529	Other Program Expenses	52,784,204.29	0.00	52,784,204.29
22610	Monitoring, Evaluation & Travelling Expenses	29,067,775.00	0.00	29,067,775.00
22611	Monitoring & Evaluation Expenses	1,103,554.00	0.00	1,103,554.00
22612	Travelling Expenses	24,502,932.00	0.00	24,502,932.00
22614	Other Travelling Expenses	3,461,289.00	0.00	3,461,289.00
22710	Miscellaneous	30,570,343.00	0.00	30,570,343.00
22711	Miscellaneous	30,570,343.00	0.00	30,570,343.00
208	Office of the Auditor General	382,159,611.09	0.00	382,159,611.09
	Recurrent	382,159,611.09	0.00	382,159,611.09
21110	Wages and salaries in cash	245,964,744.16	0.00	245,964,744.16
21111	Salary	176,629,731.28	0.00	176,629,731.28
21113	Dearness Allowance	4,616,469.00	0.00	4,616,469.00
21119	Other Allowance	64,718,543.88	0.00	64,718,543.88
21120	Wages and salaries in kind	3,034,200.00	0.00	3,034,200.00
21121	Clothing	3,034,200.00	0.00	3,034,200.00
22110	Utilities	3,791,406.93	0.00	3,791,406.93
22111	Water and Electricity	2,791,533.93	0.00	2,791,533.93
22112	Communication	999,873.00	0.00	999,873.00
22120	Rent	16,792,261.00	0.00	16,792,261.00
22121	House Rent	14,341,121.00	0.00	14,341,121.00
22122	Other Rent	2,451,140.00	0.00	2,451,140.00
22210	Operation & Maintenance of Capital Assets	12,397,952.00	0.00	12,397,952.00
22211	Fuel and Oil - Vehicles	3,765,294.00	0.00	3,765,294.00
22212	Operation & Maintenance	8,348,658.00	0.00	8,348,658.00
22213	Insurance	284,000.00	0.00	284,000.00
22310	Office Materials & Services	11,515,448.00	0.00	11,515,448.00

## Ministry of Finance

### Economic Code wise Aggregate Expenditure (Recurrent)

Upto Month: Ashad

Fiscal Year 2074/75

Ministry/Economic Code	Cash	Non Cash	Total Expenditure
22311 General Office Expenses	11,401,116.00	0.00	11,401,116.00
22314 Fuel and Oil - For Administrative Purposes	114,332.00	0.00	114,332.00
22320 Repair and Maintenance of Public Property	558,276.00	0.00	558,276.00
22321 Repair and Maintenance of Public Property	558,276.00	0.00	558,276.00
22410 Consultancy and Other Services fee	17,826,130.00	0.00	17,826,130.00
22411 Consultancy and Services Expenses	13,485,210.00	0.00	13,485,210.00
22412 Other Service Fee	4,340,920.00	0.00	4,340,920.00
22510 Consultancy and Other Services fee	2,702,393.00	0.00	2,702,393.00
22511 Employee Training	2,702,393.00	0.00	2,702,393.00
22520 Production Materials and Programme Expenses	5,578,728.00	0.00	5,578,728.00
22522 Program Expenses	5,578,728.00	0.00	5,578,728.00
22610 Monitoring, Evaluation & Travelling Expenses	56,155,048.00	0.00	56,155,048.00
22611 Monitoring & Evaluation Expenses	56,155,048.00	0.00	56,155,048.00
22710 Miscellaneous	5,730,433.00	0.00	5,730,433.00
22711 Miscellaneous	5,730,433.00	0.00	5,730,433.00
26210 International Membership Fee& Assistance	112,591.00	0.00	112,591.00
26211 International Membership Fee& Assistance	112,591.00	0.00	112,591.00
210 Public Service Commission	687,139,019.72	0.00	687,139,019.72
Recurrent	687,139,019.72	0.00	687,139,019.72
21110 Wages and salaries in cash	150,462,978.68	0.00	150,462,978.68
21111 Salary	144,808,446.28	0.00	144,808,446.28
21112 Local Allowances	1,599,793.00	0.00	1,599,793.00
21113 Dearness Allowance	4,054,739.40	0.00	4,054,739.40
21120 Wages and salaries in kind	2,664,478.00	0.00	2,664,478.00
21121 Clothing	2,664,478.00	0.00	2,664,478.00
22110 Utilities	7,709,575.88	0.00	7,709,575.88
22111 Water and Electricity	4,835,717.88	0.00	4,835,717.88
22112 Communication	2,873,858.00	0.00	2,873,858.00
22120 Rent	4,030,000.00	0.00	4,030,000.00
22121 House Rent	4,030,000.00	0.00	4,030,000.00
22210 Operation & Maintenance of Capital Assets	14,481,568.59	0.00	14,481,568.59
22211 Fuel and Oil - Vehicles	5,771,925.89	0.00	5,771,925.89
22212 Operation & Maintenance	7,737,454.00	0.00	7,737,454.00
22213 Insurance	972,188.70	0.00	972,188.70
22310 Office Materials & Services	8,711,256.41	0.00	8,711,256.41
22311 General Office Expenses	7,982,110.41	0.00	7,982,110.41
22314 Fuel and Oil - For Administrative Purposes	729,146.00	0.00	729,146.00
22410 Consultancy and Other Services fee	16,601,352.83	0.00	16,601,352.83
22411 Consultancy and Services Expenses	709,526.00	0.00	709,526.00
22412 Other Service Fee	15,891,826.83	0.00	15,891,826.83
22510 Consultancy and Other Services fee	2,367,853.00	0.00	2,367,853.00
22511 Employee Training	668,840.00	0.00	668,840.00
22512 Skill Development and Awareness Training Program	1,699,013.00	0.00	1,699,013.00
22520 Production Materials and Programme Expenses	27,494,360.00	0.00	27,494,360.00
22522 Program Expenses	24,509,034.00	0.00	24,509,034.00
22529 Other Program Expenses	2,985,326.00	0.00	2,985,326.00
22610 Monitoring, Evaluation & Travelling Expenses	4,422,825.00	0.00	4,422,825.00
22611 Monitoring & Evaluation Expenses	941,433.00	0.00	941,433.00
22612 Travelling Expenses	3,481,392.00	0.00	3,481,392.00
22710 Miscellaneous	448,192,771.33	0.00	448,192,771.33

**Ministry of Finance**  
**Economic Code wise Aggregate Expenditure (Recurrent)**

Upto Month: Ashad

Fiscal Year 2074/75

Ministry/Economic Code		Cash	Non Cash	Total Expenditure
	22711 Miscellaneous	448,192,771.33	0.00	448,192,771.33
212	Election Commission	8,536,827,201.93	0.00	8,536,827,201.93
	Recurrent	8,536,827,201.93	0.00	8,536,827,201.93
21110	Wages and salaries in cash	200,250,313.90	0.00	200,250,313.90
21111	Salary	185,602,057.55	0.00	185,602,057.55
21112	Local Allowances	7,569,216.10	0.00	7,569,216.10
21113	Dearness Allowance	5,515,066.25	0.00	5,515,066.25
21119	Other Allowance	1,563,974.00	0.00	1,563,974.00
21120	Wages and salaries in kind	3,967,290.00	0.00	3,967,290.00
21121	Clothing	3,967,290.00	0.00	3,967,290.00
22110	Utilities	6,817,407.15	0.00	6,817,407.15
22111	Water and Electricity	4,177,278.15	0.00	4,177,278.15
22112	Communication	2,640,129.00	0.00	2,640,129.00
22120	Rent	13,530,126.00	0.00	13,530,126.00
22121	House Rent	13,530,126.00	0.00	13,530,126.00
22210	Operation & Maintenance of Capital Assets	18,977,090.46	0.00	18,977,090.46
22211	Fuel and Oil - Vehicles	10,110,327.36	0.00	10,110,327.36
22212	Operation & Maintenance	6,367,854.35	0.00	6,367,854.35
22213	Insurance	2,498,908.75	0.00	2,498,908.75
22310	Office Materials & Services	14,135,992.10	0.00	14,135,992.10
22311	General Office Expenses	13,396,350.10	0.00	13,396,350.10
22313	Books and Materials	192,984.00	0.00	192,984.00
22314	Fuel and Oil - For Administrative Purposes	546,658.00	0.00	546,658.00
22320	Repair and Maintenance of Public Property	89,994.00	0.00	89,994.00
22321	Repair and Maintenance of Public Property	89,994.00	0.00	89,994.00
22410	Consultancy and Other Services fee	61,004,418.94	0.00	61,004,418.94
22412	Other Service Fee	61,004,418.94	0.00	61,004,418.94
22510	Consultancy and Other Services fee	1,121,260.00	0.00	1,121,260.00
22512	Skill Development and Awareness Training Program	1,121,260.00	0.00	1,121,260.00
22520	Production Materials and Programme Expenses	79,965,395.53	0.00	79,965,395.53
22522	Program Expenses	79,965,395.53	0.00	79,965,395.53
22610	Monitoring, Evaluation & Travelling Expenses	8,170,930.00	0.00	8,170,930.00
22611	Monitoring & Evaluation Expenses	5,388,555.00	0.00	5,388,555.00
22612	Travelling Expenses	2,782,375.00	0.00	2,782,375.00
22710	Miscellaneous	8,128,796,983.85	0.00	8,128,796,983.85
22711	Miscellaneous	8,128,796,983.85	0.00	8,128,796,983.85
214	National Human Rights Commission	166,175,860.33	0.00	166,175,860.33
	Recurrent	166,175,860.33	0.00	166,175,860.33
21110	Wages and salaries in cash	79,126,244.31	0.00	79,126,244.31
21111	Salary	75,368,772.98	0.00	75,368,772.98
21112	Local Allowances	879,138.00	0.00	879,138.00
21113	Dearness Allowance	2,463,633.33	0.00	2,463,633.33
21119	Other Allowance	414,700.00	0.00	414,700.00
21120	Wages and salaries in kind	1,567,500.00	0.00	1,567,500.00
21121	Clothing	1,567,500.00	0.00	1,567,500.00
22110	Utilities	4,556,264.30	0.00	4,556,264.30
22111	Water and Electricity	1,895,953.27	0.00	1,895,953.27
22112	Communication	2,660,311.03	0.00	2,660,311.03
22120	Rent	6,033,832.00	0.00	6,033,832.00

**Ministry of Finance**  
**Economic Code wise Aggregate Expenditure (Recurrent)**

Upto Month: Ashad

Fiscal Year 2074/75

Ministry/Economic Code	Cash	Non Cash	Total Expenditure
22121 House Rent	6,033,832.00	0.00	6,033,832.00
22210 Operation & Maintenance of Capital Assets	10,194,204.83	0.00	10,194,204.83
22211 Fuel and Oil - Vehicles	5,005,315.09	0.00	5,005,315.09
22212 Operation & Maintenance	3,955,797.55	0.00	3,955,797.55
22213 Insurance	1,233,092.19	0.00	1,233,092.19
22310 Office Materials & Services	5,358,690.03	0.00	5,358,690.03
22311 General Office Expenses	4,880,067.05	0.00	4,880,067.05
22313 Books and Materials	273,392.00	0.00	273,392.00
22314 Fuel and Oil - For Administrative Purposes	205,230.98	0.00	205,230.98
22410 Consultancy and Other Services fee	3,657,404.70	0.00	3,657,404.70
22411 Consultancy and Services Expenses	1,823,224.00	0.00	1,823,224.00
22412 Other Service Fee	1,834,180.70	0.00	1,834,180.70
22510 Consultancy and Other Services fee	275,947.50	0.00	275,947.50
22511 Employee Training	275,947.50	0.00	275,947.50
22520 Production Materials and Programme Expenses	50,610,457.83	0.00	50,610,457.83
22522 Program Expenses	48,807,947.27	0.00	48,807,947.27
22529 Other Program Expenses	1,802,510.56	0.00	1,802,510.56
22610 Monitoring, Evaluation & Travelling Expenses	1,982,294.00	0.00	1,982,294.00
22611 Monitoring & Evaluation Expenses	687,173.00	0.00	687,173.00
22612 Travelling Expenses	1,295,121.00	0.00	1,295,121.00
22710 Miscellaneous	2,813,020.83	0.00	2,813,020.83
22711 Miscellaneous	2,813,020.83	0.00	2,813,020.83
216 Office of the Attorney General	694,215,802.42	0.00	694,215,802.42
Recurrent	694,215,802.42	0.00	694,215,802.42
21110 Wages and salaries in cash	446,189,986.95	0.00	446,189,986.95
21111 Salary	316,892,932.31	0.00	316,892,932.31
21112 Local Allowances	8,987,235.17	0.00	8,987,235.17
21113 Dearness Allowance	9,098,778.52	0.00	9,098,778.52
21119 Other Allowance	111,211,040.95	0.00	111,211,040.95
21120 Wages and salaries in kind	7,433,825.00	0.00	7,433,825.00
21121 Clothing	7,433,825.00	0.00	7,433,825.00
22110 Utilities	20,167,822.89	0.00	20,167,822.89
22111 Water and Electricity	9,080,936.35	0.00	9,080,936.35
22112 Communication	11,086,886.54	0.00	11,086,886.54
22120 Rent	12,882,332.00	0.00	12,882,332.00
22121 House Rent	12,582,332.00	0.00	12,582,332.00
22122 Other Rent	300,000.00	0.00	300,000.00
22210 Operation & Maintenance of Capital Assets	24,631,800.03	0.00	24,631,800.03
22211 Fuel and Oil - Vehicles	11,611,193.47	0.00	11,611,193.47
22212 Operation & Maintenance	10,614,721.42	0.00	10,614,721.42
22213 Insurance	2,405,885.14	0.00	2,405,885.14
22310 Office Materials & Services	22,095,078.61	0.00	22,095,078.61
22311 General Office Expenses	20,716,075.61	0.00	20,716,075.61
22313 Books and Materials	314,850.00	0.00	314,850.00
22314 Fuel and Oil - For Administrative Purposes	1,064,153.00	0.00	1,064,153.00
22410 Consultancy and Other Services fee	76,050,784.49	0.00	76,050,784.49
22411 Consultancy and Services Expenses	353,998.00	0.00	353,998.00
22412 Other Service Fee	75,696,786.49	0.00	75,696,786.49
22510 Consultancy and Other Services fee	3,629,961.00	0.00	3,629,961.00

**Ministry of Finance**  
**Economic Code wise Aggregate Expenditure (Recurrent)**

Upto Month: Ashad

Fiscal Year 2074/75

Ministry/Economic Code		Cash	Non Cash	Total Expenditure
22512	Skill Development and Awareness Training Program	3,629,961.00	0.00	3,629,961.00
22520	Production Materials and Programme Expenses	58,977,150.65	0.00	58,977,150.65
22522	Program Expenses	58,977,150.65	0.00	58,977,150.65
22610	Monitoring, Evaluation & Travelling Expenses	12,144,246.00	0.00	12,144,246.00
22611	Monitoring & Evaluation Expenses	8,736,887.00	0.00	8,736,887.00
22612	Travelling Expenses	3,407,359.00	0.00	3,407,359.00
22710	Miscellaneous	8,328,883.80	0.00	8,328,883.80
22711	Miscellaneous	8,328,883.80	0.00	8,328,883.80
26410	Recurrent Grant	1,683,931.00	0.00	1,683,931.00
26412	Conditional Recurrent Grant to Government Agencies, Committees & Boards	1,683,931.00	0.00	1,683,931.00
218	Council of Justice	57,885,167.03	0.00	57,885,167.03
	Recurrent	57,885,167.03	0.00	57,885,167.03
21110	Wages and salaries in cash	25,752,880.31	0.00	25,752,880.31
21111	Salary	19,347,813.87	0.00	19,347,813.87
21113	Dearness Allowance	494,566.67	0.00	494,566.67
21119	Other Allowance	5,910,499.77	0.00	5,910,499.77
21120	Wages and salaries in kind	345,000.00	0.00	345,000.00
21121	Clothing	345,000.00	0.00	345,000.00
22110	Utilities	1,443,817.00	0.00	1,443,817.00
22111	Water and Electricity	525,821.00	0.00	525,821.00
22112	Communication	917,996.00	0.00	917,996.00
22120	Rent	2,263,797.00	0.00	2,263,797.00
22121	House Rent	2,263,797.00	0.00	2,263,797.00
22210	Operation & Maintenance of Capital Assets	3,751,099.70	0.00	3,751,099.70
22211	Fuel and Oil - Vehicles	2,052,771.80	0.00	2,052,771.80
22212	Operation & Maintenance	1,455,735.90	0.00	1,455,735.90
22213	Insurance	242,592.00	0.00	242,592.00
22310	Office Materials & Services	3,072,965.22	0.00	3,072,965.22
22311	General Office Expenses	2,929,003.22	0.00	2,929,003.22
22313	Books and Materials	143,962.00	0.00	143,962.00
22410	Consultancy and Other Services fee	2,356,161.60	0.00	2,356,161.60
22411	Consultancy and Services Expenses	499,780.00	0.00	499,780.00
22412	Other Service Fee	1,856,381.60	0.00	1,856,381.60
22520	Production Materials and Programme Expenses	16,733,434.20	0.00	16,733,434.20
22522	Program Expenses	15,855,295.20	0.00	15,855,295.20
22529	Other Program Expenses	878,139.00	0.00	878,139.00
22610	Monitoring, Evaluation & Travelling Expenses	627,012.00	0.00	627,012.00
22611	Monitoring & Evaluation Expenses	428,957.00	0.00	428,957.00
22612	Travelling Expenses	198,055.00	0.00	198,055.00
22710	Miscellaneous	1,539,000.00	0.00	1,539,000.00
22711	Miscellaneous	1,539,000.00	0.00	1,539,000.00
220	National Natural Resources and Fiscal Commission	12,869,212.43	0.00	12,869,212.43
	Recurrent	12,869,212.43	0.00	12,869,212.43
21110	Wages and salaries in cash	4,866,171.80	0.00	4,866,171.80
21111	Salary	3,613,406.80	0.00	3,613,406.80
21113	Dearness Allowance	93,265.00	0.00	93,265.00
21119	Other Allowance	1,159,500.00	0.00	1,159,500.00
21120	Wages and salaries in kind	157,575.00	0.00	157,575.00
21121	Clothing	157,575.00	0.00	157,575.00

## Ministry of Finance

### Economic Code wise Aggregate Expenditure (Recurrent)

Upto Month: Ashad

Fiscal Year 2074/75

Ministry/Economic Code		Cash	Non Cash	Total Expenditure
22110	Utilities	571,705.97	0.00	571,705.97
22111	Water and Electricity	271,114.10	0.00	271,114.10
22112	Communication	300,591.87	0.00	300,591.87
22210	Operation & Maintenance of Capital Assets	987,261.26	0.00	987,261.26
22211	Fuel and Oil - Vehicles	430,565.55	0.00	430,565.55
22212	Operation & Maintenance	529,952.00	0.00	529,952.00
22213	Insurance	26,743.71	0.00	26,743.71
22310	Office Materials & Services	2,575,875.00	0.00	2,575,875.00
22311	General Office Expenses	2,484,512.00	0.00	2,484,512.00
22313	Books and Materials	91,363.00	0.00	91,363.00
22410	Consultancy and Other Services fee	880,393.40	0.00	880,393.40
22411	Consultancy and Services Expenses	486,000.00	0.00	486,000.00
22412	Other Service Fee	394,393.40	0.00	394,393.40
22520	Production Materials and Programme Expenses	2,404,176.00	0.00	2,404,176.00
22522	Program Expenses	2,404,176.00	0.00	2,404,176.00
22610	Monitoring, Evaluation & Travelling Expenses	130,850.00	0.00	130,850.00
22612	Travelling Expenses	130,850.00	0.00	130,850.00
22710	Miscellaneous	295,204.00	0.00	295,204.00
22711	Miscellaneous	295,204.00	0.00	295,204.00
250	Chief of State	61,715,686.58	0.00	61,715,686.58
	Recurrent	61,715,686.58	0.00	61,715,686.58
21110	Wages and salaries in cash	24,480,094.43	0.00	24,480,094.43
21111	Salary	23,594,127.43	0.00	23,594,127.43
21113	Dearness Allowance	380,794.00	0.00	380,794.00
21119	Other Allowance	505,173.00	0.00	505,173.00
21120	Wages and salaries in kind	578,500.00	0.00	578,500.00
21121	Clothing	578,500.00	0.00	578,500.00
22110	Utilities	2,695,047.32	0.00	2,695,047.32
22111	Water and Electricity	1,177,987.00	0.00	1,177,987.00
22112	Communication	1,517,060.32	0.00	1,517,060.32
22120	Rent	263,332.00	0.00	263,332.00
22121	House Rent	263,332.00	0.00	263,332.00
22210	Operation & Maintenance of Capital Assets	6,315,565.70	0.00	6,315,565.70
22211	Fuel and Oil - Vehicles	2,093,406.83	0.00	2,093,406.83
22212	Operation & Maintenance	4,222,158.87	0.00	4,222,158.87
22310	Office Materials & Services	10,629,382.48	0.00	10,629,382.48
22311	General Office Expenses	10,629,382.48	0.00	10,629,382.48
22320	Repair and Maintenance of Public Property	1,855,113.00	0.00	1,855,113.00
22321	Repair and Maintenance of Public Property	1,855,113.00	0.00	1,855,113.00
22410	Consultancy and Other Services fee	1,469,760.00	0.00	1,469,760.00
22412	Other Service Fee	1,469,760.00	0.00	1,469,760.00
22520	Production Materials and Programme Expenses	2,076,175.65	0.00	2,076,175.65
22522	Program Expenses	2,076,175.65	0.00	2,076,175.65
22610	Monitoring, Evaluation & Travelling Expenses	4,841,918.00	0.00	4,841,918.00
22611	Monitoring & Evaluation Expenses	4,151,808.00	0.00	4,151,808.00
22612	Travelling Expenses	690,110.00	0.00	690,110.00
22710	Miscellaneous	6,510,798.00	0.00	6,510,798.00
22711	Miscellaneous	6,510,798.00	0.00	6,510,798.00
301	Prime Minister and Council of Minister's Office	96,384,514,853.23	1,212,614.17	96,385,727,467.40
	Recurrent	96,384,514,853.23	1,212,614.17	96,385,727,467.40



**Ministry of Finance**  
**Economic Code wise Aggregate Expenditure (Recurrent)**

Upto Month: Ashad

Fiscal Year 2074/75

Ministry/Economic Code		Cash	Non Cash	Total Expenditure
21110	Wages and salaries in cash	516,664,682.54	0.00	516,664,682.54
21111	Salary	408,564,960.67	0.00	408,564,960.67
21112	Local Allowances	1,664,784.70	0.00	1,664,784.70
21113	Dearness Allowance	11,169,405.33	0.00	11,169,405.33
21119	Other Allowance	95,265,531.84	0.00	95,265,531.84
21120	Wages and salaries in kind	8,014,530.16	0.00	8,014,530.16
21121	Clothing	6,520,020.00	0.00	6,520,020.00
21122	Fooding	1,494,510.16	0.00	1,494,510.16
22110	Utilities	25,788,963.39	0.00	25,788,963.39
22111	Water and Electricity	15,054,609.22	0.00	15,054,609.22
22112	Communication	10,734,354.17	0.00	10,734,354.17
22120	Rent	28,465,308.34	0.00	28,465,308.34
22121	House Rent	22,295,429.34	0.00	22,295,429.34
22122	Other Rent	6,169,879.00	0.00	6,169,879.00
22210	Operation & Maintenance of Capital Assets	74,809,181.78	212,278.17	75,021,459.95
22211	Fuel and Oil - Vehicles	40,227,480.38	0.00	40,227,480.38
22212	Operation & Maintenance	30,713,746.51	212,278.17	30,926,024.68
22213	Insurance	3,867,954.89	0.00	3,867,954.89
22310	Office Materials & Services	64,491,812.60	0.00	64,491,812.60
22311	General Office Expenses	62,105,491.60	0.00	62,105,491.60
22313	Books and Materials	545,492.00	0.00	545,492.00
22314	Fuel and Oil - For Administrative Purposes	1,840,829.00	0.00	1,840,829.00
22320	Repair and Maintenance of Public Property	12,896,917.66	0.00	12,896,917.66
22321	Repair and Maintenance of Public Property	12,896,917.66	0.00	12,896,917.66
22410	Consultancy and Other Services fee	201,570,523.71	1,000,336.00	202,570,859.71
22411	Consultancy and Services Expenses	131,080,314.64	1,000,336.00	132,080,650.64
22412	Other Service Fee	70,490,209.07	0.00	70,490,209.07
22510	Consultancy and Other Services fee	17,502,725.46	0.00	17,502,725.46
22511	Employee Training	3,409,105.00	0.00	3,409,105.00
22512	Skill Development and Awareness Training Program	14,093,620.46	0.00	14,093,620.46
22520	Production Materials and Programme Expenses	2,699,379,770.17	0.00	2,699,379,770.17
22522	Program Expenses	2,698,879,770.17	0.00	2,698,879,770.17
22529	Other Program Expenses	500,000.00	0.00	500,000.00
22610	Monitoring, Evaluation & Travelling Expenses	93,404,154.18	0.00	93,404,154.18
22611	Monitoring & Evaluation Expenses	72,100,828.00	0.00	72,100,828.00
22612	Travelling Expenses	21,303,326.18	0.00	21,303,326.18
22710	Miscellaneous	744,165,951.40	0.00	744,165,951.40
22711	Miscellaneous	744,165,951.40	0.00	744,165,951.40
26410	Recurrent Grant	2,279,145,517.57	0.00	2,279,145,517.57
26411	Unconditional Recurrent Grant to Government Agencies, Committees & Boards	189,000.00	0.00	189,000.00
26412	Conditional Recurrent Grant to Government Agencies, Committees & Boards	278,956,517.57	0.00	278,956,517.57
26413	Unconditional Recurrent Grant to Other Institutions & Individuals	2,000,000,000.00	0.00	2,000,000,000.00
26420	Capital Grant	89,618,214,814.27	0.00	89,618,214,814.27
26422	Conditional Recurrent Grant to Government Agencies, Committees & Boards	325,000,000.00	0.00	325,000,000.00
26423	Unconditional Capital Grant to Other Institutions & Individuals	89,293,214,814.27	0.00	89,293,214,814.27
305	Ministry of Finance	5,286,495,236.21	208,871,974.58	5,495,367,210.79
	Recurrent	5,286,495,236.21	208,871,974.58	5,495,367,210.79

**Ministry of Finance**  
**Economic Code wise Aggregate Expenditure (Recurrent)**

Upto Month: Ashad

Fiscal Year 2074/75

Ministry/Economic Code		Cash	Non Cash	Total Expenditure
21110	Wages and salaries in cash	1,819,162,635.84	0.00	1,819,162,635.84
21111	Salary	1,511,585,986.99	0.00	1,511,585,986.99
21112	Local Allowances	20,000,628.92	0.00	20,000,628.92
21113	Dearness Allowance	44,109,835.40	0.00	44,109,835.40
21114	Field Allowance	19,800.00	0.00	19,800.00
21119	Other Allowance	243,446,384.53	0.00	243,446,384.53
21120	Wages and salaries in kind	30,539,299.00	0.00	30,539,299.00
21121	Clothing	30,482,995.00	0.00	30,482,995.00
21122	Fooding	56,304.00	0.00	56,304.00
22110	Utilities	130,947,859.99	0.00	130,947,859.99
22111	Water and Electricity	75,411,194.82	0.00	75,411,194.82
22112	Communication	55,536,665.17	0.00	55,536,665.17
22120	Rent	109,055,210.00	0.00	109,055,210.00
22121	House Rent	107,697,346.00	0.00	107,697,346.00
22122	Other Rent	1,357,864.00	0.00	1,357,864.00
22210	Operation & Maintenance of Capital Assets	216,455,722.55	0.00	216,455,722.55
22211	Fuel and Oil - Vehicles	93,194,035.41	0.00	93,194,035.41
22212	Operation & Maintenance	107,257,964.79	0.00	107,257,964.79
22213	Insurance	16,003,722.35	0.00	16,003,722.35
22310	Office Materials & Services	260,041,453.86	0.00	260,041,453.86
22311	General Office Expenses	248,913,688.93	0.00	248,913,688.93
22313	Books and Materials	312,920.00	0.00	312,920.00
22314	Fuel and Oil - For Administrative Purposes	10,814,844.93	0.00	10,814,844.93
22320	Repair and Maintenance of Public Property	7,399,706.44	0.00	7,399,706.44
22321	Repair and Maintenance of Public Property	7,399,706.44	0.00	7,399,706.44
22410	Consultancy and Other Services fee	389,720,797.43	2,685,073.70	392,405,871.13
22411	Consultancy and Services Expenses	127,001,323.06	2,685,073.70	129,686,396.76
22412	Other Service Fee	262,719,474.37	0.00	262,719,474.37
22510	Consultancy and Other Services fee	26,175,431.10	0.00	26,175,431.10
22511	Employee Training	18,214,686.71	0.00	18,214,686.71
22512	Skill Development and Awareness Training Program	7,960,744.39	0.00	7,960,744.39
22520	Production Materials and Programme Expenses	648,982,358.44	12,001,871.00	660,984,229.44
22522	Program Expenses	641,320,046.44	12,001,871.00	653,321,917.44
22529	Other Program Expenses	7,662,312.00	0.00	7,662,312.00
22610	Monitoring, Evaluation & Travelling Expenses	79,772,083.08	0.00	79,772,083.08
22611	Monitoring & Evaluation Expenses	53,233,582.49	0.00	53,233,582.49
22612	Travelling Expenses	26,538,500.59	0.00	26,538,500.59
22710	Miscellaneous	73,726,531.63	0.00	73,726,531.63
22711	Miscellaneous	73,726,531.63	0.00	73,726,531.63
25110	Operating Subsidy - Non-Financial Public	253,434,698.77	23,303,536.00	276,738,234.77
25111	Operating Subsidy - Non-Financial Corporations	8,911,237.00	23,303,536.00	32,214,773.00
25112	Capital Subsidy - Non-Financial Corporations	244,523,461.77	0.00	244,523,461.77
25210	Subsidies to Non-Financial Enterprises	84,311,000.00	0.00	84,311,000.00
25212	Capital Subsidies to Non-Financial Private Enterprises	84,311,000.00	0.00	84,311,000.00
26210	International Membership Fee & Assistance	170,786,129.06	0.00	170,786,129.06
26211	International Membership Fee & Assistance	170,786,129.06	0.00	170,786,129.06
26310	Recurrent Grant to Local Body	182,681,397.02	0.00	182,681,397.02
26312	Conditional Recurrent Grant to Local Bodies	182,681,397.02	0.00	182,681,397.02
26410	Recurrent Grant	572,302,922.00	0.00	572,302,922.00

## Ministry of Finance Economic Code wise Aggregate Expenditure (Recurrent)

Upto Month: Ashad

Fiscal Year 2074/75

Ministry/Economic Code		Cash	Non Cash	Total Expenditure
26411	Unconditional Recurrent Grant to Government	12,800,000.00	0.00	12,800,000.00
26412	Agencies, Committees & Boards Conditional Recurrent Grant to Government	59,502,922.00	0.00	59,502,922.00
26413	Agencies, Committees & Boards Unconditional Recurrent Grant to Other	500,000,000.00	0.00	500,000,000.00
26420	Institutions & Individuals Capital Grant	231,000,000.00	170,881,493.88	401,881,493.88
26422	Conditional Recurrent Grant to Government Agencies, Committees & Boards	231,000,000.00	170,881,493.88	401,881,493.88
26610	Grant to Local Level	0.00	0.00	0.00
26611	Fiscal Equalization Grant	0.00	0.00	0.00
26612	Conditional Grant	0.00	0.00	0.00
306	Ministry of Supply	931,521,727.47	0.00	931,521,727.47
	Recurrent	931,521,727.47	0.00	931,521,727.47
21110	Wages and salaries in cash	26,160,227.55	0.00	26,160,227.55
21111	Salary	25,228,073.58	0.00	25,228,073.58
21113	Dearness Allowance	650,503.97	0.00	650,503.97
21119	Other Allowance	281,650.00	0.00	281,650.00
21120	Wages and salaries in kind	382,500.00	0.00	382,500.00
21121	Clothing	382,500.00	0.00	382,500.00
22110	Utilities	1,120,537.68	0.00	1,120,537.68
22111	Water and Electricity	867,519.10	0.00	867,519.10
22112	Communication	253,018.58	0.00	253,018.58
22120	Rent	1,836,000.00	0.00	1,836,000.00
22121	House Rent	1,836,000.00	0.00	1,836,000.00
22210	Operation & Maintenance of Capital Assets	5,517,890.36	0.00	5,517,890.36
22211	Fuel and Oil - Vehicles	2,476,230.31	0.00	2,476,230.31
22212	Operation & Maintenance	2,476,986.97	0.00	2,476,986.97
22213	Insurance	564,673.08	0.00	564,673.08
22310	Office Materials & Services	3,680,118.88	0.00	3,680,118.88
22311	General Office Expenses	3,641,352.88	0.00	3,641,352.88
22313	Books and Materials	38,766.00	0.00	38,766.00
22410	Consultancy and Other Services fee	8,414,785.20	0.00	8,414,785.20
22411	Consultancy and Services Expenses	263,961.00	0.00	263,961.00
22412	Other Service Fee	8,150,824.20	0.00	8,150,824.20
22510	Consultancy and Other Services fee	7,807,347.00	0.00	7,807,347.00
22511	Employee Training	1,228,541.00	0.00	1,228,541.00
22512	Skill Development and Awareness Training Program	6,578,806.00	0.00	6,578,806.00
22520	Production Materials and Programme Expenses	328,156,066.80	0.00	328,156,066.80
22522	Program Expenses	324,759,835.00	0.00	324,759,835.00
22529	Other Program Expenses	3,396,231.80	0.00	3,396,231.80
22610	Monitoring, Evaluation & Travelling Expenses	21,072,793.00	0.00	21,072,793.00
22611	Monitoring & Evaluation Expenses	21,031,018.00	0.00	21,031,018.00
22612	Travelling Expenses	41,775.00	0.00	41,775.00
22710	Miscellaneous	1,472,461.00	0.00	1,472,461.00
22711	Miscellaneous	1,472,461.00	0.00	1,472,461.00
25110	Operating Subsidy - Non-Financial Public Corporations	525,901,000.00	0.00	525,901,000.00
25111	Operating Subsidy - Non-Financial Corporations	525,901,000.00	0.00	525,901,000.00
307	Ministry of Industry	2,115,398,244.66	0.00	2,115,398,244.66
	Recurrent	2,115,398,244.66	0.00	2,115,398,244.66
21110	Wages and salaries in cash	488,986,331.46	0.00	488,986,331.46
21111	Salary	457,259,061.01	0.00	457,259,061.01

**Ministry of Finance**  
**Economic Code wise Aggregate Expenditure (Recurrent)**

Upto Month: Ashad

Fiscal Year 2074/75

Ministry/Economic Code	Cash	Non Cash	Total Expenditure
21112 Local Allowances	8,703,056.28	0.00	8,703,056.28
21113 Dearness Allowance	12,598,415.44	0.00	12,598,415.44
21119 Other Allowance	10,425,798.73	0.00	10,425,798.73
21120 Wages and salaries in kind	9,880,000.00	0.00	9,880,000.00
21121 Clothing	9,631,000.00	0.00	9,631,000.00
21122 Fooding	249,000.00	0.00	249,000.00
22110 Utilities	22,160,176.38	0.00	22,160,176.38
22111 Water and Electricity	13,446,830.05	0.00	13,446,830.05
22112 Communication	8,713,346.33	0.00	8,713,346.33
22120 Rent	12,643,871.76	0.00	12,643,871.76
22121 House Rent	11,530,748.00	0.00	11,530,748.00
22122 Other Rent	1,113,123.76	0.00	1,113,123.76
22210 Operation & Maintenance of Capital Assets	44,094,238.44	0.00	44,094,238.44
22211 Fuel and Oil - Vehicles	18,362,241.35	0.00	18,362,241.35
22212 Operation & Maintenance	23,612,286.43	0.00	23,612,286.43
22213 Insurance	2,119,710.66	0.00	2,119,710.66
22310 Office Materials & Services	50,416,103.77	0.00	50,416,103.77
22311 General Office Expenses	48,581,853.40	0.00	48,581,853.40
22313 Books and Materials	34,225.00	0.00	34,225.00
22314 Fuel and Oil - For Administrative Purposes	1,800,025.37	0.00	1,800,025.37
22320 Repair and Maintenance of Public Property	1,815,196.00	0.00	1,815,196.00
22321 Repair and Maintenance of Public Property	1,815,196.00	0.00	1,815,196.00
22410 Consultancy and Other Services fee	107,057,970.16	0.00	107,057,970.16
22411 Consultancy and Services Expenses	36,724,308.84	0.00	36,724,308.84
22412 Other Service Fee	70,333,661.32	0.00	70,333,661.32
22510 Consultancy and Other Services fee	862,047,506.47	0.00	862,047,506.47
22511 Employee Training	948,014.00	0.00	948,014.00
22512 Skill Development and Awareness Training Program	861,099,492.47	0.00	861,099,492.47
22520 Production Materials and Programme Expenses	246,317,498.17	0.00	246,317,498.17
22521 Production Materials/Services	177,550,000.00	0.00	177,550,000.00
22522 Program Expenses	60,677,178.37	0.00	60,677,178.37
22529 Other Program Expenses	8,090,319.80	0.00	8,090,319.80
22610 Monitoring, Evaluation & Travelling Expenses	40,856,971.00	0.00	40,856,971.00
22611 Monitoring & Evaluation Expenses	35,849,440.00	0.00	35,849,440.00
22612 Travelling Expenses	5,007,531.00	0.00	5,007,531.00
22710 Miscellaneous	9,480,664.82	0.00	9,480,664.82
22711 Miscellaneous	9,480,664.82	0.00	9,480,664.82
25210 Subsidies to Non-Financial Enterprises	10,942,487.00	0.00	10,942,487.00
25211 Operating Subsidies to Non-Financial Private Enterprises	10,942,487.00	0.00	10,942,487.00
26410 Recurrent Grant	52,528,000.00	0.00	52,528,000.00
26413 Unconditional Recurrent Grant to Other Institutions & Individuals	52,528,000.00	0.00	52,528,000.00
26420 Capital Grant	100,000,000.00	0.00	100,000,000.00
26423 Unconditional Capital Grant to Other Institutions & Individuals	100,000,000.00	0.00	100,000,000.00
27310 Retirement Benefits	55,889,229.23	0.00	55,889,229.23
27312 Gratuity	53,900,000.00	0.00	53,900,000.00
27313 Accumulated Leave	1,989,229.23	0.00	1,989,229.23
28140 Land Rent	282,000.00	0.00	282,000.00
28141 Land Rent	282,000.00	0.00	282,000.00

**Ministry of Finance**  
**Economic Code wise Aggregate Expenditure (Recurrent)**

Upto Month: Ashad

Fiscal Year 2074/75

Ministry/Economic Code	Cash	Non Cash	Total Expenditure
308 Ministry of Energy	877,357,081.21	2,658,787.00	880,015,868.21
Recurrent	877,357,081.21	2,658,787.00	880,015,868.21
21110 Wages and salaries in cash	108,334,472.43	0.00	108,334,472.43
21111 Salary	97,481,627.46	0.00	97,481,627.46
21112 Local Allowances	467,734.00	0.00	467,734.00
21113 Dearness Allowance	2,460,389.97	0.00	2,460,389.97
21119 Other Allowance	7,924,721.00	0.00	7,924,721.00
21120 Wages and salaries in kind	1,987,500.00	0.00	1,987,500.00
21121 Clothing	1,987,500.00	0.00	1,987,500.00
22110 Utilities	6,466,564.12	200,367.00	6,666,931.12
22111 Water and Electricity	4,419,603.90	134,134.00	4,553,737.90
22112 Communication	2,046,960.22	66,233.00	2,113,193.22
22120 Rent	11,391,824.00	606,000.00	11,997,824.00
22121 House Rent	11,176,382.00	606,000.00	11,782,382.00
22122 Other Rent	215,442.00	0.00	215,442.00
22210 Operation & Maintenance of Capital Assets	19,970,252.18	538,272.00	20,508,524.18
22211 Fuel and Oil - Vehicles	10,215,278.13	402,413.00	10,617,691.13
22212 Operation & Maintenance	9,069,479.95	135,859.00	9,205,338.95
22213 Insurance	685,494.10	0.00	685,494.10
22310 Office Materials & Services	16,158,703.57	108,287.00	16,266,990.57
22311 General Office Expenses	15,678,034.57	108,287.00	15,786,321.57
22313 Books and Materials	266,859.00	0.00	266,859.00
22314 Fuel and Oil - For Administrative Purposes	213,810.00	0.00	213,810.00
22320 Repair and Maintenance of Public Property	1,169,607.50	0.00	1,169,607.50
22321 Repair and Maintenance of Public Property	1,169,607.50	0.00	1,169,607.50
22410 Consultancy and Other Services fee	31,300,972.07	0.00	31,300,972.07
22411 Consultancy and Services Expenses	3,484,229.27	0.00	3,484,229.27
22412 Other Service Fee	27,816,742.80	0.00	27,816,742.80
22510 Consultancy and Other Services fee	4,250,737.00	0.00	4,250,737.00
22511 Employee Training	3,151,452.00	0.00	3,151,452.00
22512 Skill Development and Awareness Training Program	1,099,285.00	0.00	1,099,285.00
22520 Production Materials and Programme Expenses	10,736,408.73	0.00	10,736,408.73
22522 Program Expenses	10,736,408.73	0.00	10,736,408.73
22610 Monitoring, Evaluation & Travelling Expenses	10,467,312.00	1,040,311.00	11,507,623.00
22611 Monitoring & Evaluation Expenses	8,791,407.00	0.00	8,791,407.00
22612 Travelling Expenses	1,675,905.00	1,040,311.00	2,716,216.00
22710 Miscellaneous	5,122,727.61	165,550.00	5,288,277.61
22711 Miscellaneous	5,122,727.61	165,550.00	5,288,277.61
26410 Recurrent Grant	650,000,000.00	0.00	650,000,000.00
26413 Unconditional Recurrent Grant to Other Institutions & Individuals	650,000,000.00	0.00	650,000,000.00
311 Ministry of Law, Justice and Parliamentary Affairs	147,645,217.12	0.00	147,645,217.12
Recurrent	147,645,217.12	0.00	147,645,217.12
21110 Wages and salaries in cash	48,333,964.60	0.00	48,333,964.60
21111 Salary	44,723,764.60	0.00	44,723,764.60
21113 Dearness Allowance	1,158,850.00	0.00	1,158,850.00
21119 Other Allowance	2,451,350.00	0.00	2,451,350.00
21120 Wages and salaries in kind	705,000.00	0.00	705,000.00
21121 Clothing	705,000.00	0.00	705,000.00
22110 Utilities	2,788,805.01	0.00	2,788,805.01
22111 Water and Electricity	2,147,991.44	0.00	2,147,991.44

**Ministry of Finance**  
**Economic Code wise Aggregate Expenditure (Recurrent)**

Upto Month: Ashad

Fiscal Year 2074/75

Ministry/Economic Code	Cash	Non Cash	Total Expenditure	
22112	Communication	640,813.57	0.00	640,813.57
22120	Rent	1,364,731.00	0.00	1,364,731.00
22121	House Rent	1,364,731.00	0.00	1,364,731.00
22210	Operation & Maintenance of Capital Assets	8,805,001.14	0.00	8,805,001.14
22211	Fuel and Oil - Vehicles	3,699,517.13	0.00	3,699,517.13
22212	Operation & Maintenance	4,638,678.21	0.00	4,638,678.21
22213	Insurance	466,805.80	0.00	466,805.80
22310	Office Materials & Services	3,478,364.80	0.00	3,478,364.80
22311	General Office Expenses	3,375,217.80	0.00	3,375,217.80
22313	Books and Materials	103,147.00	0.00	103,147.00
22410	Consultancy and Other Services fee	8,656,089.33	0.00	8,656,089.33
22411	Consultancy and Services Expenses	650,676.00	0.00	650,676.00
22412	Other Service Fee	8,005,413.33	0.00	8,005,413.33
22510	Consultancy and Other Services fee	29,400,900.83	0.00	29,400,900.83
22511	Employee Training	20,976,920.00	0.00	20,976,920.00
22512	Skill Development and Awareness Training Program	8,423,980.83	0.00	8,423,980.83
22520	Production Materials and Programme Expenses	10,590,103.77	0.00	10,590,103.77
22522	Program Expenses	10,590,103.77	0.00	10,590,103.77
22610	Monitoring, Evaluation & Travelling Expenses	858,598.61	0.00	858,598.61
22611	Monitoring & Evaluation Expenses	524,893.00	0.00	524,893.00
22612	Travelling Expenses	333,705.61	0.00	333,705.61
22710	Miscellaneous	1,663,658.03	0.00	1,663,658.03
22711	Miscellaneous	1,663,658.03	0.00	1,663,658.03
26410	Recurrent Grant	31,000,000.00	0.00	31,000,000.00
26411	Unconditional Recurrent Grant to Government Agencies, Committees & Boards	26,000,000.00	0.00	26,000,000.00
26413	Unconditional Recurrent Grant to Other Institutions & Individuals	5,000,000.00	0.00	5,000,000.00
312	Ministry of Agriculture Development	15,411,588,301.11	899,298,308.86	16,310,886,609.97
	Recurrent	15,411,588,301.11	899,298,308.86	16,310,886,609.97
21110	Wages and salaries in cash	2,370,355,426.87	0.00	2,370,355,426.87
21111	Salary	2,145,911,917.69	0.00	2,145,911,917.69
21112	Local Allowances	58,997,234.29	0.00	58,997,234.29
21113	Dearness Allowance	63,387,476.58	0.00	63,387,476.58
21114	Field Allowance	21,791,386.82	0.00	21,791,386.82
21119	Other Allowance	80,267,411.49	0.00	80,267,411.49
21120	Wages and salaries in kind	88,047,704.69	0.00	88,047,704.69
21121	Clothing	45,582,976.00	0.00	45,582,976.00
21123	Medical Expense	42,464,728.69	0.00	42,464,728.69
22110	Utilities	129,686,063.89	732,272.00	130,418,335.89
22111	Water and Electricity	84,061,101.21	478,411.50	84,539,512.71
22112	Communication	45,624,962.68	253,860.50	45,878,823.18
22120	Rent	68,358,413.81	0.00	68,358,413.81
22121	House Rent	58,531,314.41	0.00	58,531,314.41
22122	Other Rent	9,827,099.40	0.00	9,827,099.40
22210	Operation & Maintenance of Capital Assets	360,702,463.17	3,451,003.71	364,153,466.88
22211	Fuel and Oil - Vehicles	169,962,894.89	1,742,891.33	171,705,786.22
22212	Operation & Maintenance	175,956,626.87	1,708,112.38	177,664,739.25
22213	Insurance	14,782,941.41	0.00	14,782,941.41
22310	Office Materials & Services	293,243,203.09	1,841,333.50	295,084,536.59

## Ministry of Finance Economic Code wise Aggregate Expenditure (Recurrent)

Upto Month: Ashad

Fiscal Year 2074/75

Ministry/Economic Code	Cash	Non Cash	Total Expenditure
22311	205,098,586.84	1,841,333.50	206,939,920.34
22312	61,840,073.63	0.00	61,840,073.63
22313	5,866,616.21	0.00	5,866,616.21
22314	20,437,926.41	0.00	20,437,926.41
22320	42,028,215.10	0.00	42,028,215.10
22321	42,028,215.10	0.00	42,028,215.10
22410	515,010,118.63	498,277,687.95	1,013,287,806.58
22411	273,827,335.95	498,277,687.95	772,105,023.90
22412	241,182,782.68	0.00	241,182,782.68
22419	0.00	0.00	0.00
22510	324,947,181.72	19,708,728.66	344,655,910.38
22511	56,579,328.00	8,159,201.00	64,738,529.00
22512	268,367,853.72	11,549,527.66	279,917,381.38
22520	2,520,533,385.16	3,928,802.85	2,524,462,188.01
22521	635,067,897.19	0.00	635,067,897.19
22522	1,101,860,633.60	1,915,657.75	1,103,776,291.35
22529	783,604,854.37	2,013,145.10	785,617,999.47
22530	30,000.00	0.00	30,000.00
22531	30,000.00	0.00	30,000.00
22610	493,580,989.39	3,369,357.50	496,950,346.89
22611	259,710,861.80	3,193,357.50	262,904,219.30
22612	233,002,127.59	176,000.00	233,178,127.59
22614	868,000.00	0.00	868,000.00
22710	63,004,016.08	563,640.00	63,567,656.08
22711	63,004,016.08	563,640.00	63,567,656.08
25110	14,849,507.18	0.00	14,849,507.18
25111	14,849,507.18	0.00	14,849,507.18
26210	3,083,700.50	0.00	3,083,700.50
26211	3,083,700.50	0.00	3,083,700.50
26410	6,488,860,197.70	367,425,482.69	6,856,285,680.39
26412	4,732,200,659.00	0.00	4,732,200,659.00
26413	1,756,659,538.70	367,425,482.69	2,124,085,021.39
26420	1,365,715,850.87	0.00	1,365,715,850.87
26422	5,973,000.00	0.00	5,973,000.00
26423	1,359,742,850.87	0.00	1,359,742,850.87
27210	5,684,810.00	0.00	5,684,810.00
27211	5,684,810.00	0.00	5,684,810.00
27310	263,100,988.26	0.00	263,100,988.26
27311	201,200,000.00	0.00	201,200,000.00
27312	6,000,000.00	0.00	6,000,000.00
27313	41,233,463.26	0.00	41,233,463.26
27314	14,667,525.00	0.00	14,667,525.00
28140	766,065.00	0.00	766,065.00
28141	766,065.00	0.00	766,065.00
313	1,287,159,658.37	0.00	1,287,159,658.37
Recurrent	1,287,159,658.37	0.00	1,287,159,658.37
21110	683,322,602.87	0.00	683,322,602.87
21111	635,495,373.10	0.00	635,495,373.10

**Ministry of Finance**  
**Economic Code wise Aggregate Expenditure (Recurrent)**

Upto Month: Ashad

Fiscal Year 2074/75

Ministry/Economic Code	Cash	Non Cash	Total Expenditure
21112 Local Allowances	21,659,913.77	0.00	21,659,913.77
21113 Dearness Allowance	17,482,293.64	0.00	17,482,293.64
21119 Other Allowance	8,685,022.36	0.00	8,685,022.36
21120 Wages and salaries in kind	15,327,597.32	0.00	15,327,597.32
21121 Clothing	14,811,695.53	0.00	14,811,695.53
21123 Medical Expense	515,901.79	0.00	515,901.79
22110 Utilities	22,773,451.78	0.00	22,773,451.78
22111 Water and Electricity	12,819,275.95	0.00	12,819,275.95
22112 Communication	9,954,175.83	0.00	9,954,175.83
22120 Rent	35,794,839.89	0.00	35,794,839.89
22121 House Rent	35,625,789.89	0.00	35,625,789.89
22122 Other Rent	169,050.00	0.00	169,050.00
22210 Operation & Maintenance of Capital Assets	57,440,518.32	0.00	57,440,518.32
22211 Fuel and Oil - Vehicles	29,329,623.15	0.00	29,329,623.15
22212 Operation & Maintenance	24,479,975.49	0.00	24,479,975.49
22213 Insurance	3,630,919.68	0.00	3,630,919.68
22310 Office Materials & Services	37,384,839.45	0.00	37,384,839.45
22311 General Office Expenses	35,965,195.84	0.00	35,965,195.84
22313 Books and Materials	111,514.00	0.00	111,514.00
22314 Fuel and Oil - For Administrative Purposes	1,308,129.61	0.00	1,308,129.61
22320 Repair and Maintenance of Public Property	20,916,772.49	0.00	20,916,772.49
22321 Repair and Maintenance of Public Property	20,916,772.49	0.00	20,916,772.49
22410 Consultancy and Other Services fee	177,673,043.62	0.00	177,673,043.62
22411 Consultancy and Services Expenses	14,910,004.89	0.00	14,910,004.89
22412 Other Service Fee	162,763,038.73	0.00	162,763,038.73
22510 Consultancy and Other Services fee	13,174,107.07	0.00	13,174,107.07
22511 Employee Training	3,175,324.00	0.00	3,175,324.00
22512 Skill Development and Awareness Training Program	9,998,783.07	0.00	9,998,783.07
22520 Production Materials and Programme Expenses	172,112,132.94	0.00	172,112,132.94
22522 Program Expenses	172,112,132.94	0.00	172,112,132.94
22610 Monitoring, Evaluation & Travelling Expenses	31,213,934.00	0.00	31,213,934.00
22611 Monitoring & Evaluation Expenses	28,500,599.00	0.00	28,500,599.00
22612 Travelling Expenses	2,713,335.00	0.00	2,713,335.00
22710 Miscellaneous	10,717,253.65	0.00	10,717,253.65
22711 Miscellaneous	10,717,253.65	0.00	10,717,253.65
25210 Subsidies to Non-Financial Enterprises	3,541,021.01	0.00	3,541,021.01
25211 Operating Subsidies to Non-Financial Private Enterprises	3,541,021.01	0.00	3,541,021.01
26410 Recurrent Grant	989,568.00	0.00	989,568.00
26413 Unconditional Recurrent Grant to Other Institutions & Individuals	989,568.00	0.00	989,568.00
27310 Retirement Benefits	4,777,975.96	0.00	4,777,975.96
27312 Gratuity	4,713,000.00	0.00	4,713,000.00
27313 Accumulated Leave	64,975.96	0.00	64,975.96
314 Ministry of Home	55,155,065,809.74	0.00	55,155,065,809.74
Recurrent	55,155,065,809.74	0.00	55,155,065,809.74
21110 Wages and salaries in cash	36,490,256,390.65	0.00	36,490,256,390.65
21111 Salary	34,304,874,025.44	0.00	34,304,874,025.44
21112 Local Allowances	317,169,996.92	0.00	317,169,996.92
21113 Dearness Allowance	1,265,099,916.16	0.00	1,265,099,916.16



**Ministry of Finance**  
**Economic Code wise Aggregate Expenditure (Recurrent)**

Upto Month: Ashad

Fiscal Year 2074/75

Ministry/Economic Code	Cash	Non Cash	Total Expenditure	
21119	Other Allowance	603,112,452.13	0.00	603,112,452.13
21120	Wages and salaries in kind	9,173,966,673.25	0.00	9,173,966,673.25
21121	Clothing	1,462,796,853.19	0.00	1,462,796,853.19
21122	Fooding	7,711,169,820.06	0.00	7,711,169,820.06
22110	Utilities	614,900,067.15	0.00	614,900,067.15
22111	Water and Electricity	431,913,342.66	0.00	431,913,342.66
22112	Communication	182,986,724.49	0.00	182,986,724.49
22120	Rent	1,051,234,243.70	0.00	1,051,234,243.70
22121	House Rent	102,155,987.37	0.00	102,155,987.37
22122	Other Rent	949,078,256.33	0.00	949,078,256.33
22210	Operation & Maintenance of Capital Assets	1,761,953,305.97	0.00	1,761,953,305.97
22211	Fuel and Oil - Vehicles	1,033,897,933.12	0.00	1,033,897,933.12
22212	Operation & Maintenance	660,799,730.85	0.00	660,799,730.85
22213	Insurance	67,255,642.00	0.00	67,255,642.00
22310	Office Materials & Services	632,030,450.48	0.00	632,030,450.48
22311	General Office Expenses	553,368,502.16	0.00	553,368,502.16
22312	Feedds for Animals & Birds	18,799,242.33	0.00	18,799,242.33
22313	Books and Materials	4,210,621.00	0.00	4,210,621.00
22314	Fuel and Oil - For Administrative Purposes	55,652,084.99	0.00	55,652,084.99
22320	Repair and Maintenance of Public Property	18,326,450.64	0.00	18,326,450.64
22321	Repair and Maintenance of Public Property	18,326,450.64	0.00	18,326,450.64
22410	Consultancy and Other Services fee	306,843,844.21	0.00	306,843,844.21
22411	Consultancy and Services Expenses	28,243,877.19	0.00	28,243,877.19
22412	Other Service Fee	278,599,967.02	0.00	278,599,967.02
22510	Consultancy and Other Services fee	406,630,368.87	0.00	406,630,368.87
22511	Employee Training	372,333,593.87	0.00	372,333,593.87
22512	Skill Development and Awareness Training Program	34,296,775.00	0.00	34,296,775.00
22520	Production Materials and Programme Expenses	124,411,074.38	0.00	124,411,074.38
22522	Program Expenses	75,179,853.97	0.00	75,179,853.97
22529	Other Program Expenses	49,231,220.41	0.00	49,231,220.41
22530	Medicines	267,387,957.46	0.00	267,387,957.46
22531	Medicine Purchases	267,387,957.46	0.00	267,387,957.46
22610	Monitoring, Evaluation & Travelling Expenses	2,394,733,383.16	0.00	2,394,733,383.16
22611	Monitoring & Evaluation Expenses	268,247,263.27	0.00	268,247,263.27
22612	Travelling Expenses	2,105,553,745.39	0.00	2,105,553,745.39
22614	Other Travelling Expenses	20,932,374.50	0.00	20,932,374.50
22710	Miscellaneous	812,715,211.53	0.00	812,715,211.53
22711	Miscellaneous	812,715,211.53	0.00	812,715,211.53
26410	Recurrent Grant	238,142,628.03	0.00	238,142,628.03
26411	Unconditional Recurrent Grant to Government	157,937,628.03	0.00	157,937,628.03
26412	Agencies, Committees & Boards	0.00	0.00	0.00
26413	Unconditional Recurrent Grant to Other	80,205,000.00	0.00	80,205,000.00
26610	Institutions & Individuals	0.00	0.00	0.00
26611	Grant to Local Level	0.00	0.00	0.00
26611	Fiscal Equalization Grant	0.00	0.00	0.00
27110	Social Security	847,164,760.26	0.00	847,164,760.26
27111	Conditional Social Security Subsidy	846,712,548.26	0.00	846,712,548.26
27112	Other Unconditional Social Assistance	452,212.00	0.00	452,212.00
27210	Scholarships	14,369,000.00	0.00	14,369,000.00

**Ministry of Finance**  
**Economic Code wise Aggregate Expenditure (Recurrent)**

Upto Month: Ashad

Fiscal Year 2074/75

Ministry/Economic Code	Cash	Non Cash	Total Expenditure
27211 Scholarships	14,369,000.00	0.00	14,369,000.00
325 Ministry of Culture, Tourism and Civil Aviation	2,628,246,627.93	13,758,990.91	2,642,005,618.84
Recurrent	2,628,246,627.93	13,758,990.91	2,642,005,618.84
21110 Wages and salaries in cash	343,522,091.55	0.00	343,522,091.55
21111 Salary	325,305,045.48	0.00	325,305,045.48
21112 Local Allowances	1,542,292.66	0.00	1,542,292.66
21113 Dearness Allowance	10,477,418.41	0.00	10,477,418.41
21119 Other Allowance	6,197,335.00	0.00	6,197,335.00
21120 Wages and salaries in kind	18,885,059.00	0.00	18,885,059.00
21121 Clothing	5,518,925.00	0.00	5,518,925.00
21122 Fooding	13,366,134.00	0.00	13,366,134.00
22110 Utilities	18,946,203.37	0.00	18,946,203.37
22111 Water and Electricity	14,984,054.18	0.00	14,984,054.18
22112 Communication	3,962,149.19	0.00	3,962,149.19
22120 Rent	6,308,411.40	0.00	6,308,411.40
22121 House Rent	6,308,411.40	0.00	6,308,411.40
22210 Operation & Maintenance of Capital Assets	16,903,150.80	0.00	16,903,150.80
22211 Fuel and Oil - Vehicles	8,330,725.73	0.00	8,330,725.73
22212 Operation & Maintenance	7,465,942.77	0.00	7,465,942.77
22213 Insurance	1,106,482.30	0.00	1,106,482.30
22310 Office Materials & Services	18,386,986.06	0.00	18,386,986.06
22311 General Office Expenses	16,580,028.06	0.00	16,580,028.06
22312 Feedds for Animals & Birds	50,000.00	0.00	50,000.00
22313 Books and Materials	1,070,285.00	0.00	1,070,285.00
22314 Fuel and Oil - For Administrative Purposes	686,673.00	0.00	686,673.00
22320 Repair and Maintenance of Public Property	2,966,237.66	0.00	2,966,237.66
22321 Repair and Maintenance of Public Property	2,966,237.66	0.00	2,966,237.66
22410 Consultancy and Other Services fee	49,051,945.31	0.00	49,051,945.31
22411 Consultancy and Services Expenses	10,328,410.60	0.00	10,328,410.60
22412 Other Service Fee	38,723,534.71	0.00	38,723,534.71
22510 Consultancy and Other Services fee	10,811,070.63	0.00	10,811,070.63
22511 Employee Training	1,355,228.28	0.00	1,355,228.28
22512 Skill Development and Awareness Training Program	9,455,842.35	0.00	9,455,842.35
22520 Production Materials and Programme Expenses	107,116,171.66	0.00	107,116,171.66
22521 Production Materials/Services	999,949.99	0.00	999,949.99
22522 Program Expenses	91,047,607.32	0.00	91,047,607.32
22529 Other Program Expenses	15,068,614.35	0.00	15,068,614.35
22610 Monitoring, Evaluation & Travelling Expenses	21,738,887.85	0.00	21,738,887.85
22611 Monitoring & Evaluation Expenses	9,198,190.85	0.00	9,198,190.85
22612 Travelling Expenses	12,540,697.00	0.00	12,540,697.00
22710 Miscellaneous	4,990,523.70	0.00	4,990,523.70
22711 Miscellaneous	4,990,523.70	0.00	4,990,523.70
26410 Recurrent Grant	403,529,788.80	0.00	403,529,788.80
26411 Unconditional Recurrent Grant to Government Agencies, Committees & Boards	254,507,754.80	0.00	254,507,754.80
26412 Conditional Recurrent Grant to Government Agencies, Committees & Boards	147,628,034.00	0.00	147,628,034.00
26413 Unconditional Recurrent Grant to Other Institutions & Individuals	1,394,000.00	0.00	1,394,000.00
26420 Capital Grant	1,605,090,100.14	13,758,990.91	1,618,849,091.05

**Ministry of Finance**  
**Economic Code wise Aggregate Expenditure (Recurrent)**

Upto Month: Ashad

Fiscal Year 2074/75

Ministry/Economic Code		Cash	Non Cash	Total Expenditure	
	26422	Conditional Recurrent Grant to Government	1,044,776,323.00	13,758,990.91	1,058,535,313.91
		Agencies, Committees & Boards			
	26423	Unconditional Capital Grant to Other Institutions & Individuals	560,313,777.14	0.00	560,313,777.14
326		Ministry of Foreign Affairs	3,145,712,600.01	0.00	3,145,712,600.01
		Recurrent	3,145,712,600.01	0.00	3,145,712,600.01
	21110	Wages and salaries in cash	902,643,750.10	0.00	902,643,750.10
	21111	Salary	194,920,042.27	0.00	194,920,042.27
	21113	Dearness Allowance	4,773,809.00	0.00	4,773,809.00
	21119	Other Allowance	702,949,898.83	0.00	702,949,898.83
	21120	Wages and salaries in kind	210,524,343.00	0.00	210,524,343.00
	21121	Clothing	2,954,000.00	0.00	2,954,000.00
	21123	Medical Expense	207,570,343.00	0.00	207,570,343.00
	22110	Utilities	160,720,530.70	0.00	160,720,530.70
	22111	Water and Electricity	95,567,255.05	0.00	95,567,255.05
	22112	Communication	65,153,275.65	0.00	65,153,275.65
	22120	Rent	816,197,394.00	0.00	816,197,394.00
	22121	House Rent	816,197,394.00	0.00	816,197,394.00
	22210	Operation & Maintenance of Capital Assets	152,397,509.53	0.00	152,397,509.53
	22211	Fuel and Oil - Vehicles	62,278,869.97	0.00	62,278,869.97
	22212	Operation & Maintenance	52,992,447.96	0.00	52,992,447.96
	22213	Insurance	37,126,191.60	0.00	37,126,191.60
	22310	Office Materials & Services	117,818,679.97	0.00	117,818,679.97
	22311	General Office Expenses	117,040,736.85	0.00	117,040,736.85
	22313	Books and Materials	186,920.00	0.00	186,920.00
	22314	Fuel and Oil - For Administrative Purposes	591,023.12	0.00	591,023.12
	22410	Consultancy and Other Services fee	426,343,797.74	0.00	426,343,797.74
	22411	Consultancy and Services Expenses	0.00	0.00	0.00
	22412	Other Service Fee	426,343,797.74	0.00	426,343,797.74
	22510	Consultancy and Other Services fee	549,800.00	0.00	549,800.00
	22511	Employee Training	549,800.00	0.00	549,800.00
	22520	Production Materials and Programme Expenses	114,955,084.00	0.00	114,955,084.00
	22521	Production Materials/Services	204,039.00	0.00	204,039.00
	22522	Program Expenses	114,751,045.00	0.00	114,751,045.00
	22610	Monitoring, Evaluation & Travelling Expenses	144,993,965.14	0.00	144,993,965.14
	22611	Monitoring & Evaluation Expenses	48,872,352.00	0.00	48,872,352.00
	22612	Travelling Expenses	96,121,613.14	0.00	96,121,613.14
	22710	Miscellaneous	73,542,713.44	0.00	73,542,713.44
	22711	Miscellaneous	73,542,713.44	0.00	73,542,713.44
	26410	Recurrent Grant	25,025,032.39	0.00	25,025,032.39
	26411	Unconditional Recurrent Grant to Government Agencies, Committees & Boards	25,025,032.39	0.00	25,025,032.39
327		Ministry of Livestock Development	3,346,237,610.98	83,222,040.06	3,429,459,651.04
		Recurrent	3,346,237,610.98	83,222,040.06	3,429,459,651.04
	21110	Wages and salaries in cash	1,394,289,798.74	0.00	1,394,289,798.74
	21111	Salary	1,247,470,985.45	0.00	1,247,470,985.45
	21112	Local Allowances	48,360,986.16	0.00	48,360,986.16
	21113	Dearness Allowance	38,767,042.68	0.00	38,767,042.68
	21114	Field Allowance	30,748,093.10	0.00	30,748,093.10
	21119	Other Allowance	28,942,691.35	0.00	28,942,691.35
	21120	Wages and salaries in kind	29,336,403.46	0.00	29,336,403.46

**Ministry of Finance**  
**Economic Code wise Aggregate Expenditure (Recurrent)**

Upto Month: Ashad

Fiscal Year 2074/75

Ministry/Economic Code	Cash	Non Cash	Total Expenditure
21121 Clothing	28,040,683.86	0.00	28,040,683.86
21123 Medical Expense	1,295,719.60	0.00	1,295,719.60
22110 Utilities	50,203,386.59	0.00	50,203,386.59
22111 Water and Electricity	33,161,850.41	0.00	33,161,850.41
22112 Communication	17,041,536.18	0.00	17,041,536.18
22120 Rent	22,209,929.35	0.00	22,209,929.35
22121 House Rent	19,491,596.60	0.00	19,491,596.60
22122 Other Rent	2,718,332.75	0.00	2,718,332.75
22210 Operation & Maintenance of Capital Assets	106,041,052.30	0.00	106,041,052.30
22211 Fuel and Oil - Vehicles	47,437,436.86	0.00	47,437,436.86
22212 Operation & Maintenance	51,489,111.76	0.00	51,489,111.76
22213 Insurance	7,114,503.68	0.00	7,114,503.68
22310 Office Materials & Services	89,143,352.87	0.00	89,143,352.87
22311 General Office Expenses	75,639,961.31	0.00	75,639,961.31
22312 Feedds for Animals & Birds	1,884,914.00	0.00	1,884,914.00
22313 Books and Materials	1,275,129.00	0.00	1,275,129.00
22314 Fuel and Oil - For Administrative Purposes	10,343,348.56	0.00	10,343,348.56
22320 Repair and Maintenance of Public Property	25,696,223.85	0.00	25,696,223.85
22321 Repair and Maintenance of Public Property	25,696,223.85	0.00	25,696,223.85
22410 Consultancy and Other Services fee	159,257,216.38	44,143,638.52	203,400,854.90
22411 Consultancy and Services Expenses	53,225,479.56	44,143,638.52	97,369,118.08
22412 Other Service Fee	106,031,736.82	0.00	106,031,736.82
22510 Consultancy and Other Services fee	116,381,192.98	0.00	116,381,192.98
22511 Employee Training	22,858,761.33	0.00	22,858,761.33
22512 Skill Development and Awareness Training Program	93,522,431.65	0.00	93,522,431.65
22520 Production Materials and Programme Expenses	629,258,674.15	0.00	629,258,674.15
22521 Production Materials/Services	162,612,008.88	0.00	162,612,008.88
22522 Program Expenses	460,278,782.27	0.00	460,278,782.27
22529 Other Program Expenses	6,367,883.00	0.00	6,367,883.00
22530 Medicines	27,544,811.20	0.00	27,544,811.20
22531 Medicine Purchases	27,544,811.20	0.00	27,544,811.20
22610 Monitoring, Evaluation & Travelling Expenses	160,824,411.70	0.00	160,824,411.70
22611 Monitoring & Evaluation Expenses	67,942,653.00	0.00	67,942,653.00
22612 Travelling Expenses	92,489,653.70	0.00	92,489,653.70
22614 Other Travelling Expenses	392,105.00	0.00	392,105.00
22710 Miscellaneous	13,244,701.71	0.00	13,244,701.71
22711 Miscellaneous	13,244,701.71	0.00	13,244,701.71
25210 Subsidies to Non-Financial Enterprises	5,991,182.00	0.00	5,991,182.00
25211 Operating Subsidies to Non-Financial Private Enterprises	2,769,799.00	0.00	2,769,799.00
25212 Capital Subsidies to Non-Financial Private Enterprises	3,221,383.00	0.00	3,221,383.00
26210 International Membership Fee& Assistance	1,794,850.80	0.00	1,794,850.80
26211 International Membership Fee& Assistance	1,794,850.80	0.00	1,794,850.80
26410 Recurrent Grant	489,464,098.90	39,078,401.54	528,542,500.44
26413 Unconditional Recurrent Grant to Other Institutions & Individuals	489,464,098.90	39,078,401.54	528,542,500.44
26420 Capital Grant	5,775,014.00	0.00	5,775,014.00
26423 Unconditional Capital Grant to Other Institutions & Individuals	5,775,014.00	0.00	5,775,014.00
27210 Scholarships	13,781,310.00	0.00	13,781,310.00
27211 Scholarships	13,781,310.00	0.00	13,781,310.00

**Ministry of Finance**  
**Economic Code wise Aggregate Expenditure (Recurrent)**

Upto Month: Ashad

Fiscal Year 2074/75

Ministry/Economic Code	Cash	Non Cash	Total Expenditure
27310 Retirement Benefits	6,000,000.00	0.00	6,000,000.00
27312 Gratuity	6,000,000.00	0.00	6,000,000.00
329 Ministry of Forestry and Soil Conservation	8,357,061,938.85	101,253,150.66	8,458,315,089.51
Recurrent	8,357,061,938.85	101,253,150.66	8,458,315,089.51
21110 Wages and salaries in cash	4,922,740,380.15	388,500.00	4,923,128,880.15
21111 Salary	4,574,503,824.40	0.00	4,574,503,824.40
21112 Local Allowances	81,659,129.93	0.00	81,659,129.93
21113 Dearness Allowance	171,215,743.16	0.00	171,215,743.16
21119 Other Allowance	95,361,682.66	388,500.00	95,750,182.66
21120 Wages and salaries in kind	1,138,581,581.46	0.00	1,138,581,581.46
21121 Clothing	250,154,084.92	0.00	250,154,084.92
21122 Fooding	888,427,496.54	0.00	888,427,496.54
22110 Utilities	61,027,034.89	0.00	61,027,034.89
22111 Water and Electricity	35,878,592.89	0.00	35,878,592.89
22112 Communication	25,148,442.00	0.00	25,148,442.00
22120 Rent	40,290,018.00	0.00	40,290,018.00
22121 House Rent	32,825,683.00	0.00	32,825,683.00
22122 Other Rent	7,464,335.00	0.00	7,464,335.00
22210 Operation & Maintenance of Capital Assets	141,580,553.37	773,503.01	142,354,056.38
22211 Fuel and Oil - Vehicles	65,019,385.22	286,663.91	65,306,049.13
22212 Operation & Maintenance	70,463,884.85	486,839.10	70,950,723.95
22213 Insurance	6,097,283.30	0.00	6,097,283.30
22310 Office Materials & Services	105,358,191.28	638,708.00	105,996,899.28
22311 General Office Expenses	77,446,825.00	638,708.00	78,085,533.00
22312 Feedds for Animals & Birds	24,719,483.93	0.00	24,719,483.93
22313 Books and Materials	745,849.40	0.00	745,849.40
22314 Fuel and Oil - For Administrative Purposes	2,446,032.95	0.00	2,446,032.95
22320 Repair and Maintenance of Public Property	70,986,354.93	0.00	70,986,354.93
22321 Repair and Maintenance of Public Property	70,986,354.93	0.00	70,986,354.93
22410 Consultancy and Other Services fee	333,343,107.44	83,584,527.65	416,927,635.09
22411 Consultancy and Services Expenses	86,151,270.70	83,584,527.65	169,735,798.35
22412 Other Service Fee	247,191,836.74	0.00	247,191,836.74
22510 Consultancy and Other Services fee	220,284,787.50	11,922,622.00	232,207,409.50
22511 Employee Training	50,188,944.00	0.00	50,188,944.00
22512 Skill Development and Awareness Training Program	170,095,843.50	11,922,622.00	182,018,465.50
22520 Production Materials and Programme Expenses	592,306,062.07	1,491,585.00	593,797,647.07
22521 Production Materials/Services	6,397,767.70	0.00	6,397,767.70
22522 Program Expenses	579,750,778.17	1,491,585.00	581,242,363.17
22529 Other Program Expenses	6,157,516.20	0.00	6,157,516.20
22530 Medicines	6,388,872.00	0.00	6,388,872.00
22531 Medicine Purchases	6,388,872.00	0.00	6,388,872.00
22610 Monitoring, Evaluation & Travelling Expenses	172,993,188.35	2,153,725.00	175,146,913.35
22611 Monitoring & Evaluation Expenses	136,343,576.35	621,370.00	136,964,946.35
22612 Travelling Expenses	36,649,612.00	1,532,355.00	38,181,967.00
22710 Miscellaneous	21,311,237.25	299,980.00	21,611,217.25
22711 Miscellaneous	21,311,237.25	299,980.00	21,611,217.25
26410 Recurrent Grant	444,471,565.66	0.00	444,471,565.66
26411 Unconditional Recurrent Grant to Government Agencies, Committees & Boards	890,273.40	0.00	890,273.40

**Ministry of Finance**  
**Economic Code wise Aggregate Expenditure (Recurrent)**

Upto Month: Ashad

Fiscal Year 2074/75

Ministry/Economic Code		Cash	Non Cash	Total Expenditure
26412	Conditional Recurrent Grant to Government	378,141,919.26	0.00	378,141,919.26
26413	Aeencies,Committees & Boards Unconditional Recurrent Grant to Other Institutions & Individuals	65,439,373.00	0.00	65,439,373.00
26420	Capital Grant	83,899,004.50	0.00	83,899,004.50
26421	Unconditional Capital Grant to Government	13,000,000.00	0.00	13,000,000.00
26422	Aeencies,Committees & Boards Conditional Recurrent Grant to Government	8,043,969.00	0.00	8,043,969.00
26423	Aeencies,Committees & Boards Unconditional Capital Grant to Other Institutions & Individuals	62,855,035.50	0.00	62,855,035.50
27210	Scholarships	1,500,000.00	0.00	1,500,000.00
27211	Scholarships	1,500,000.00	0.00	1,500,000.00
330	Ministry of Commerce	348,484,220.36	0.00	348,484,220.36
	Recurrent	348,484,220.36	0.00	348,484,220.36
21110	Wages and salaries in cash	77,019,984.58	0.00	77,019,984.58
21111	Salary	73,043,953.58	0.00	73,043,953.58
21113	Dearness Allowance	1,966,746.00	0.00	1,966,746.00
21119	Other Allowance	2,009,285.00	0.00	2,009,285.00
21120	Wages and salaries in kind	2,522,480.00	0.00	2,522,480.00
21121	Clothing	1,222,500.00	0.00	1,222,500.00
21123	Medical Expense	1,299,980.00	0.00	1,299,980.00
22110	Utilities	5,709,339.99	0.00	5,709,339.99
22111	Water and Electricity	2,952,753.93	0.00	2,952,753.93
22112	Communication	2,756,586.06	0.00	2,756,586.06
22120	Rent	3,166,348.00	0.00	3,166,348.00
22121	House Rent	3,166,348.00	0.00	3,166,348.00
22210	Operation & Maintenance of Capital Assets	9,715,473.07	0.00	9,715,473.07
22211	Fuel and Oil - Vehicles	4,001,294.07	0.00	4,001,294.07
22212	Operation & Maintenance	5,113,229.71	0.00	5,113,229.71
22213	Insurance	600,949.29	0.00	600,949.29
22310	Office Materials & Services	10,049,013.88	0.00	10,049,013.88
22311	General Office Expenses	9,968,009.88	0.00	9,968,009.88
22313	Books and Materials	74,279.00	0.00	74,279.00
22314	Fuel and Oil - For Administrative Purposes	6,725.00	0.00	6,725.00
22320	Repair and Maintenance of Public Property	1,207,112.00	0.00	1,207,112.00
22321	Repair and Maintenance of Public Property	1,207,112.00	0.00	1,207,112.00
22410	Consultancy and Other Services fee	30,084,808.16	0.00	30,084,808.16
22411	Consultancy and Services Expenses	20,614,054.35	0.00	20,614,054.35
22412	Other Service Fee	9,470,753.81	0.00	9,470,753.81
22510	Consultancy and Other Services fee	63,146,693.76	0.00	63,146,693.76
22511	Employee Training	4,427,238.94	0.00	4,427,238.94
22512	Skill Development and Awareness Training Program	58,719,454.82	0.00	58,719,454.82
22520	Production Materials and Programme Expenses	113,301,789.97	0.00	113,301,789.97
22521	Production Materials/Services	21,230,585.00	0.00	21,230,585.00
22522	Program Expenses	40,916,350.28	0.00	40,916,350.28
22529	Other Program Expenses	51,154,854.69	0.00	51,154,854.69
22610	Monitoring, Evaluation & Travelling Expenses	17,421,553.00	0.00	17,421,553.00
22611	Monitoring & Evaluation Expenses	7,644,075.00	0.00	7,644,075.00
22612	Travelling Expenses	9,777,478.00	0.00	9,777,478.00
22710	Miscellaneous	4,355,222.95	0.00	4,355,222.95
22711	Miscellaneous	4,355,222.95	0.00	4,355,222.95

## Ministry of Finance Economic Code wise Aggregate Expenditure (Recurrent)

Upto Month: Ashad

Fiscal Year 2074/75

Ministry/Economic Code	Cash	Non Cash	Total Expenditure
26410 Recurrent Grant	136,232.00	0.00	136,232.00
26413 Unconditional Recurrent Grant to Other Institutions & Individuals	136,232.00	0.00	136,232.00
27310 Retirement Benefits	10,648,169.00	0.00	10,648,169.00
27312 Gratuity	8,630,539.00	0.00	8,630,539.00
27313 Accumulated Leave	2,017,630.00	0.00	2,017,630.00
331 Ministry of Population and environment	3,695,362,960.82	34,919,586.60	3,730,282,547.42
Recurrent	3,695,362,960.82	34,919,586.60	3,730,282,547.42
21110 Wages and salaries in cash	142,456,188.45	0.00	142,456,188.45
21111 Salary	133,955,367.99	0.00	133,955,367.99
21112 Local Allowances	320,715.00	0.00	320,715.00
21113 Dearness Allowance	3,656,715.46	0.00	3,656,715.46
21119 Other Allowance	4,523,390.00	0.00	4,523,390.00
21120 Wages and salaries in kind	3,199,332.00	0.00	3,199,332.00
21121 Clothing	2,383,875.00	0.00	2,383,875.00
21123 Medical Expense	815,457.00	0.00	815,457.00
22110 Utilities	7,795,527.18	0.00	7,795,527.18
22111 Water and Electricity	4,799,628.73	0.00	4,799,628.73
22112 Communication	2,995,898.45	0.00	2,995,898.45
22120 Rent	23,019,612.00	0.00	23,019,612.00
22121 House Rent	23,019,612.00	0.00	23,019,612.00
22210 Operation & Maintenance of Capital Assets	12,793,045.26	0.00	12,793,045.26
22211 Fuel and Oil - Vehicles	6,277,203.76	0.00	6,277,203.76
22212 Operation & Maintenance	5,462,492.40	0.00	5,462,492.40
22213 Insurance	1,053,349.10	0.00	1,053,349.10
22310 Office Materials & Services	13,678,885.11	0.00	13,678,885.11
22311 General Office Expenses	13,447,060.11	0.00	13,447,060.11
22313 Books and Materials	9,200.00	0.00	9,200.00
22314 Fuel and Oil - For Administrative Purposes	222,625.00	0.00	222,625.00
22320 Repair and Maintenance of Public Property	455,305.00	0.00	455,305.00
22321 Repair and Maintenance of Public Property	455,305.00	0.00	455,305.00
22410 Consultancy and Other Services fee	106,685,448.56	34,919,586.60	141,605,035.16
22411 Consultancy and Services Expenses	52,792,379.46	34,919,586.60	87,711,966.06
22412 Other Service Fee	53,893,069.10	0.00	53,893,069.10
22510 Consultancy and Other Services fee	19,701,027.75	0.00	19,701,027.75
22511 Employee Training	3,742,050.00	0.00	3,742,050.00
22512 Skill Development and Awareness Training Program	15,958,977.75	0.00	15,958,977.75
22520 Production Materials and Programme Expenses	198,767,762.06	0.00	198,767,762.06
22522 Program Expenses	197,020,952.06	0.00	197,020,952.06
22529 Other Program Expenses	1,746,810.00	0.00	1,746,810.00
22610 Monitoring, Evaluation & Travelling Expenses	8,167,984.00	0.00	8,167,984.00
22611 Monitoring & Evaluation Expenses	7,750,592.00	0.00	7,750,592.00
22612 Travelling Expenses	417,392.00	0.00	417,392.00
22710 Miscellaneous	2,561,479.00	0.00	2,561,479.00
22711 Miscellaneous	2,561,479.00	0.00	2,561,479.00
26420 Capital Grant	3,154,368,478.92	0.00	3,154,368,478.92
26423 Unconditional Capital Grant to Other Institutions & Individuals	3,154,368,478.92	0.00	3,154,368,478.92
27310 Retirement Benefits	1,712,885.53	0.00	1,712,885.53
27311 Pensions and Disability Allowance	1,712,885.53	0.00	1,712,885.53

**Ministry of Finance**  
**Economic Code wise Aggregate Expenditure (Recurrent)**

Upto Month: Ashad

Fiscal Year 2074/75

Ministry/Economic Code	Cash	Non Cash	Total Expenditure
332 Ministry of Science & Technology	356,144,417.81	0.00	356,144,417.81
Recurrent	356,144,417.81	0.00	356,144,417.81
21110 Wages and salaries in cash	111,960,273.93	0.00	111,960,273.93
21111 Salary	107,197,451.93	0.00	107,197,451.93
21113 Dearness Allowance	2,417,444.00	0.00	2,417,444.00
21119 Other Allowance	2,345,378.00	0.00	2,345,378.00
21120 Wages and salaries in kind	6,125,852.00	0.00	6,125,852.00
21121 Clothing	2,015,413.00	0.00	2,015,413.00
21123 Medical Expense	4,110,439.00	0.00	4,110,439.00
22110 Utilities	62,009,016.38	0.00	62,009,016.38
22111 Water and Electricity	39,492,846.16	0.00	39,492,846.16
22112 Communication	22,516,170.22	0.00	22,516,170.22
22120 Rent	4,140,000.00	0.00	4,140,000.00
22121 House Rent	4,140,000.00	0.00	4,140,000.00
22210 Operation & Maintenance of Capital Assets	10,168,324.49	0.00	10,168,324.49
22211 Fuel and Oil - Vehicles	4,403,839.09	0.00	4,403,839.09
22212 Operation & Maintenance	5,313,969.00	0.00	5,313,969.00
22213 Insurance	450,516.40	0.00	450,516.40
22310 Office Materials & Services	11,720,889.76	0.00	11,720,889.76
22311 General Office Expenses	10,461,023.76	0.00	10,461,023.76
22313 Books and Materials	65,296.00	0.00	65,296.00
22314 Fuel and Oil - For Administrative Purposes	1,194,570.00	0.00	1,194,570.00
22320 Repair and Maintenance of Public Property	690,537.00	0.00	690,537.00
22321 Repair and Maintenance of Public Property	690,537.00	0.00	690,537.00
22410 Consultancy and Other Services fee	41,359,722.00	0.00	41,359,722.00
22411 Consultancy and Services Expenses	9,840,619.00	0.00	9,840,619.00
22412 Other Service Fee	31,519,103.00	0.00	31,519,103.00
22510 Consultancy and Other Services fee	15,326,576.28	0.00	15,326,576.28
22511 Employee Training	2,756,983.00	0.00	2,756,983.00
22512 Skill Development and Awareness Training Program	12,569,593.28	0.00	12,569,593.28
22520 Production Materials and Programme Expenses	68,996,732.41	0.00	68,996,732.41
22521 Production Materials/Services	198,081.00	0.00	198,081.00
22522 Program Expenses	68,448,751.41	0.00	68,448,751.41
22529 Other Program Expenses	349,900.00	0.00	349,900.00
22610 Monitoring, Evaluation & Travelling Expenses	2,143,494.00	0.00	2,143,494.00
22611 Monitoring & Evaluation Expenses	2,035,948.00	0.00	2,035,948.00
22612 Travelling Expenses	107,546.00	0.00	107,546.00
22710 Miscellaneous	2,251,077.00	0.00	2,251,077.00
22711 Miscellaneous	2,251,077.00	0.00	2,251,077.00
26410 Recurrent Grant	446,194.00	0.00	446,194.00
26411 Unconditional Recurrent Grant to Government Agencies, Committees & Boards	446,194.00	0.00	446,194.00
26420 Capital Grant	4,719,238.00	0.00	4,719,238.00
26423 Unconditional Capital Grant to Other Institutions & Individuals	4,719,238.00	0.00	4,719,238.00
27310 Retirement Benefits	14,086,490.56	0.00	14,086,490.56
27311 Pensions and Disability Allowance	12,306,570.56	0.00	12,306,570.56
27312 Gratuity	1,779,920.00	0.00	1,779,920.00
336 Ministry of Land Reforms and Management	4,410,763,735.71	0.00	4,410,763,735.71
Recurrent	4,410,763,735.71	0.00	4,410,763,735.71
21110 Wages and salaries in cash	1,782,393,855.72	0.00	1,782,393,855.72



**Ministry of Finance**  
**Economic Code wise Aggregate Expenditure (Recurrent)**

Upto Month: Ashad

Fiscal Year 2074/75

Ministry/Economic Code	Cash	Non Cash	Total Expenditure
21111 Salary	1,626,473,503.87	0.00	1,626,473,503.87
21112 Local Allowances	31,171,305.54	0.00	31,171,305.54
21113 Dearness Allowance	50,942,963.12	0.00	50,942,963.12
21114 Field Allowance	7,957,693.85	0.00	7,957,693.85
21119 Other Allowance	65,848,389.34	0.00	65,848,389.34
21120 Wages and salaries in kind	36,851,359.00	0.00	36,851,359.00
21121 Clothing	36,851,359.00	0.00	36,851,359.00
22110 Utilities	55,404,145.30	0.00	55,404,145.30
22111 Water and Electricity	31,749,678.08	0.00	31,749,678.08
22112 Communication	23,654,467.22	0.00	23,654,467.22
22120 Rent	94,925,132.51	0.00	94,925,132.51
22121 House Rent	90,373,996.51	0.00	90,373,996.51
22122 Other Rent	4,551,136.00	0.00	4,551,136.00
22210 Operation & Maintenance of Capital Assets	94,400,675.86	0.00	94,400,675.86
22211 Fuel and Oil - Vehicles	41,742,766.18	0.00	41,742,766.18
22212 Operation & Maintenance	50,808,918.61	0.00	50,808,918.61
22213 Insurance	1,848,991.07	0.00	1,848,991.07
22310 Office Materials & Services	164,387,857.85	0.00	164,387,857.85
22311 General Office Expenses	156,914,292.53	0.00	156,914,292.53
22313 Books and Materials	333,111.00	0.00	333,111.00
22314 Fuel and Oil - For Administrative Purposes	7,140,454.32	0.00	7,140,454.32
22320 Repair and Maintenance of Public Property	1,565,056.54	0.00	1,565,056.54
22321 Repair and Maintenance of Public Property	1,565,056.54	0.00	1,565,056.54
22410 Consultancy and Other Services fee	947,565,717.76	0.00	947,565,717.76
22411 Consultancy and Services Expenses	626,612,878.37	0.00	626,612,878.37
22412 Other Service Fee	320,952,839.39	0.00	320,952,839.39
22510 Consultancy and Other Services fee	24,194,343.38	0.00	24,194,343.38
22511 Employee Training	8,921,193.48	0.00	8,921,193.48
22512 Skill Development and Awareness Training Program	15,273,149.90	0.00	15,273,149.90
22520 Production Materials and Programme Expenses	171,164,041.22	0.00	171,164,041.22
22521 Production Materials/Services	55,793,597.40	0.00	55,793,597.40
22522 Program Expenses	95,230,799.82	0.00	95,230,799.82
22529 Other Program Expenses	20,139,644.00	0.00	20,139,644.00
22610 Monitoring, Evaluation & Travelling Expenses	94,767,100.72	0.00	94,767,100.72
22611 Monitoring & Evaluation Expenses	42,127,405.00	0.00	42,127,405.00
22612 Travelling Expenses	52,639,695.72	0.00	52,639,695.72
22710 Miscellaneous	18,887,454.35	0.00	18,887,454.35
22711 Miscellaneous	18,887,454.35	0.00	18,887,454.35
26210 International Membership Fee& Assistance	65,158.60	0.00	65,158.60
26211 International Membership Fee& Assistance	65,158.60	0.00	65,158.60
26410 Recurrent Grant	918,157,867.00	0.00	918,157,867.00
26411 Unconditional Recurrent Grant to Government Agencies, Committees & Boards	1,465,000.00	0.00	1,465,000.00
26413 Unconditional Recurrent Grant to Other Institutions & Individuals	916,692,867.00	0.00	916,692,867.00
27210 Scholarships	6,033,969.90	0.00	6,033,969.90
27211 Scholarships	6,033,969.90	0.00	6,033,969.90
337 Ministry of Physical Infrastructure and Transport	6,496,300,831.37	96,972,447.87	6,593,273,279.24
Recurrent	6,496,300,831.37	96,972,447.87	6,593,273,279.24
21110 Wages and salaries in cash	1,249,938,533.88	0.00	1,249,938,533.88

**Ministry of Finance**  
**Economic Code wise Aggregate Expenditure (Recurrent)**

Upto Month: Ashad

Fiscal Year 2074/75

Ministry/Economic Code	Cash	Non Cash	Total Expenditure
21111 Salary	1,181,678,685.19	0.00	1,181,678,685.19
21112 Local Allowances	14,983,620.49	0.00	14,983,620.49
21113 Dearness Allowance	35,600,778.75	0.00	35,600,778.75
21119 Other Allowance	17,675,449.45	0.00	17,675,449.45
21120 Wages and salaries in kind	23,498,400.00	0.00	23,498,400.00
21121 Clothing	23,498,400.00	0.00	23,498,400.00
22110 Utilities	42,030,771.75	0.00	42,030,771.75
22111 Water and Electricity	18,865,592.03	0.00	18,865,592.03
22112 Communication	23,165,179.72	0.00	23,165,179.72
22120 Rent	64,511,155.17	0.00	64,511,155.17
22121 House Rent	64,511,155.17	0.00	64,511,155.17
22210 Operation & Maintenance of Capital Assets	103,818,860.23	0.00	103,818,860.23
22211 Fuel and Oil - Vehicles	33,905,513.52	0.00	33,905,513.52
22212 Operation & Maintenance	61,487,379.13	0.00	61,487,379.13
22213 Insurance	8,425,967.58	0.00	8,425,967.58
22310 Office Materials & Services	202,336,095.85	0.00	202,336,095.85
22311 General Office Expenses	202,197,548.05	0.00	202,197,548.05
22314 Fuel and Oil - For Administrative Purposes	138,547.80	0.00	138,547.80
22320 Repair and Maintenance of Public Property	5,460,921.09	0.00	5,460,921.09
22321 Repair and Maintenance of Public Property	5,460,921.09	0.00	5,460,921.09
22410 Consultancy and Other Services fee	247,892,842.31	0.00	247,892,842.31
22411 Consultancy and Services Expenses	78,715,492.81	0.00	78,715,492.81
22412 Other Service Fee	169,177,349.50	0.00	169,177,349.50
22510 Consultancy and Other Services fee	8,504,230.94	0.00	8,504,230.94
22511 Employee Training	7,292,220.94	0.00	7,292,220.94
22512 Skill Development and Awareness Training Program	1,212,010.00	0.00	1,212,010.00
22520 Production Materials and Programme Expenses	8,426,859.10	2,222,154.15	10,649,013.25
22522 Program Expenses	8,426,859.10	2,222,154.15	10,649,013.25
22610 Monitoring, Evaluation & Travelling Expenses	29,334,210.00	0.00	29,334,210.00
22611 Monitoring & Evaluation Expenses	21,351,736.00	0.00	21,351,736.00
22612 Travelling Expenses	7,982,474.00	0.00	7,982,474.00
22710 Miscellaneous	10,547,951.05	0.00	10,547,951.05
22711 Miscellaneous	10,547,951.05	0.00	10,547,951.05
25210 Subsidies to Non-Financial Enterprises	0.00	94,750,293.72	94,750,293.72
25212 Capital Subsidies to Non-Financial Private Enterprises	0.00	94,750,293.72	94,750,293.72
26410 Recurrent Grant	30,000,000.00	0.00	30,000,000.00
26411 Unconditional Recurrent Grant to Government Agencies, Committees & Boards	30,000,000.00	0.00	30,000,000.00
26420 Capital Grant	4,470,000,000.00	0.00	4,470,000,000.00
26421 Unconditional Capital Grant to Government Agencies, Committees & Boards	4,470,000,000.00	0.00	4,470,000,000.00
340 Ministry of Women, Children & Social Welfare	1,305,402,983.86	12,885,558.71	1,318,288,542.57
Recurrent	1,305,402,983.86	12,885,558.71	1,318,288,542.57
21110 Wages and salaries in cash	480,970,667.26	0.00	480,970,667.26
21111 Salary	446,201,005.99	0.00	446,201,005.99
21112 Local Allowances	17,229,853.82	0.00	17,229,853.82
21113 Dearness Allowance	14,738,876.45	0.00	14,738,876.45
21119 Other Allowance	2,800,931.00	0.00	2,800,931.00
21120 Wages and salaries in kind	22,654,001.74	0.00	22,654,001.74
21121 Clothing	14,077,299.60	0.00	14,077,299.60

## Ministry of Finance Economic Code wise Aggregate Expenditure (Recurrent)

Upto Month: Ashad

Fiscal Year 2074/75

Ministry/Economic Code	Cash	Non Cash	Total Expenditure
21122	8,576,702.14	0.00	8,576,702.14
22110	9,819,067.87	0.00	9,819,067.87
22111	5,464,062.76	0.00	5,464,062.76
22112	4,355,005.11	0.00	4,355,005.11
22120	17,459,110.00	0.00	17,459,110.00
22121	17,153,110.00	0.00	17,153,110.00
22122	306,000.00	0.00	306,000.00
22210	19,663,645.74	0.00	19,663,645.74
22211	10,540,116.87	0.00	10,540,116.87
22212	8,288,282.77	0.00	8,288,282.77
22213	835,246.10	0.00	835,246.10
22310	18,827,442.60	0.00	18,827,442.60
22311	15,863,712.60	0.00	15,863,712.60
22313	800,593.00	0.00	800,593.00
22314	2,163,137.00	0.00	2,163,137.00
22320	391,784.00	0.00	391,784.00
22321	391,784.00	0.00	391,784.00
22410	44,574,427.32	0.00	44,574,427.32
22411	919,406.00	0.00	919,406.00
22412	43,655,021.32	0.00	43,655,021.32
22510	99,617,071.00	0.00	99,617,071.00
22511	11,953,868.00	0.00	11,953,868.00
22512	87,663,203.00	0.00	87,663,203.00
22520	229,061,729.99	0.00	229,061,729.99
22522	226,012,249.99	0.00	226,012,249.99
22529	3,049,480.00	0.00	3,049,480.00
22530	982,403.00	0.00	982,403.00
22531	982,403.00	0.00	982,403.00
22610	15,125,397.00	0.00	15,125,397.00
22611	11,533,513.00	0.00	11,533,513.00
22612	3,591,884.00	0.00	3,591,884.00
22710	4,427,393.00	0.00	4,427,393.00
22711	4,427,393.00	0.00	4,427,393.00
26410	245,637,562.90	12,885,558.71	258,523,121.61
26411	0.00	3,344,978.31	3,344,978.31
26412	92,210,232.62	9,540,580.40	101,750,813.02
26413	153,427,330.28	0.00	153,427,330.28
26420	96,191,280.44	0.00	96,191,280.44
26422	10,231,411.44	0.00	10,231,411.44
26423	85,959,869.00	0.00	85,959,869.00
343	2,141,752,385.45	0.00	2,141,752,385.45
Ministry of Youth and Sports			
Recurrent	2,141,752,385.45	0.00	2,141,752,385.45
21110	338,349,510.86	0.00	338,349,510.86
21111	319,737,100.11	0.00	319,737,100.11
21112	2,508,000.00	0.00	2,508,000.00
21113	8,652,201.75	0.00	8,652,201.75
21119	7,452,209.00	0.00	7,452,209.00

**Ministry of Finance**  
**Economic Code wise Aggregate Expenditure (Recurrent)**

Upto Month: Ashad

Fiscal Year 2074/75

Ministry/Economic Code		Cash	Non Cash	Total Expenditure
21120	Wages and salaries in kind	21,147,408.00	0.00	21,147,408.00
21121	Clothing	8,487,408.00	0.00	8,487,408.00
21123	Medical Expense	12,660,000.00	0.00	12,660,000.00
22110	Utilities	12,344,937.26	0.00	12,344,937.26
22111	Water and Electricity	6,561,800.63	0.00	6,561,800.63
22112	Communication	5,783,136.63	0.00	5,783,136.63
22120	Rent	17,897,408.21	0.00	17,897,408.21
22121	House Rent	17,897,408.21	0.00	17,897,408.21
22210	Operation & Maintenance of Capital Assets	8,073,743.89	0.00	8,073,743.89
22211	Fuel and Oil - Vehicles	3,943,303.89	0.00	3,943,303.89
22212	Operation & Maintenance	3,512,652.00	0.00	3,512,652.00
22213	Insurance	617,788.00	0.00	617,788.00
22310	Office Materials & Services	20,256,209.60	0.00	20,256,209.60
22311	General Office Expenses	19,806,020.60	0.00	19,806,020.60
22314	Fuel and Oil - For Administrative Purposes	450,189.00	0.00	450,189.00
22410	Consultancy and Other Services fee	142,165,746.40	0.00	142,165,746.40
22411	Consultancy and Services Expenses	1,619,275.00	0.00	1,619,275.00
22412	Other Service Fee	140,546,471.40	0.00	140,546,471.40
22510	Consultancy and Other Services fee	1,889,512.00	0.00	1,889,512.00
22511	Employee Training	1,889,512.00	0.00	1,889,512.00
22520	Production Materials and Programme Expenses	486,246,108.97	0.00	486,246,108.97
22522	Program Expenses	486,246,108.97	0.00	486,246,108.97
22610	Monitoring, Evaluation & Travelling Expenses	15,289,629.50	0.00	15,289,629.50
22611	Monitoring & Evaluation Expenses	5,950,027.50	0.00	5,950,027.50
22612	Travelling Expenses	6,573,117.00	0.00	6,573,117.00
22614	Other Travelling Expenses	2,766,485.00	0.00	2,766,485.00
22710	Miscellaneous	5,194,141.00	0.00	5,194,141.00
22711	Miscellaneous	5,194,141.00	0.00	5,194,141.00
26410	Recurrent Grant	264,692,596.00	0.00	264,692,596.00
26411	Unconditional Recurrent Grant to Government	18,535,000.00	0.00	18,535,000.00
26412	Agencies, Committees & Boards			
26412	Conditional Recurrent Grant to Government	245,957,596.00	0.00	245,957,596.00
26413	Agencies, Committees & Boards			
26413	Unconditional Recurrent Grant to Other	200,000.00	0.00	200,000.00
26420	Institutions & Individuals			
26420	Capital Grant	745,024,433.76	0.00	745,024,433.76
26422	Conditional Recurrent Grant to Government	2,500,000.00	0.00	2,500,000.00
26423	Agencies, Committees & Boards			
26423	Unconditional Capital Grant to Other Institutions & Individuals	742,524,433.76	0.00	742,524,433.76
27310	Retirement Benefits	63,181,000.00	0.00	63,181,000.00
27312	Gratuity	50,301,000.00	0.00	50,301,000.00
27313	Accumulated Leave	12,880,000.00	0.00	12,880,000.00
345	Ministry of Defence	38,628,663,700.54	0.00	38,628,663,700.54
	Recurrent	38,628,663,700.54	0.00	38,628,663,700.54
21110	Wages and salaries in cash	27,958,153,701.92	0.00	27,958,153,701.92
21111	Salary	25,228,767,968.65	0.00	25,228,767,968.65
21112	Local Allowances	169,286,586.02	0.00	169,286,586.02
21113	Dearness Allowance	1,025,971,250.37	0.00	1,025,971,250.37
21119	Other Allowance	1,534,127,896.88	0.00	1,534,127,896.88
21120	Wages and salaries in kind	6,275,406,238.86	0.00	6,275,406,238.86
21121	Clothing	1,214,662,857.25	0.00	1,214,662,857.25
21122	Fooding	5,060,743,381.61	0.00	5,060,743,381.61

## Ministry of Finance Economic Code wise Aggregate Expenditure (Recurrent)

Upto Month: Ashad

Fiscal Year 2074/75

Ministry/Economic Code	Cash	Non Cash	Total Expenditure	
22110	Utilities	270,366,739.24	0.00	270,366,739.24
22111	Water and Electricity	217,839,223.12	0.00	217,839,223.12
22112	Communication	52,527,516.12	0.00	52,527,516.12
22120	Rent	160,149,719.99	0.00	160,149,719.99
22121	House Rent	159,720.00	0.00	159,720.00
22122	Other Rent	159,989,999.99	0.00	159,989,999.99
22210	Operation & Maintenance of Capital Assets	1,543,803,743.19	0.00	1,543,803,743.19
22211	Fuel and Oil - Vehicles	778,578,209.79	0.00	778,578,209.79
22212	Operation & Maintenance	628,477,562.47	0.00	628,477,562.47
22213	Insurance	136,747,970.93	0.00	136,747,970.93
22310	Office Materials & Services	458,667,561.47	0.00	458,667,561.47
22311	General Office Expenses	343,527,404.94	0.00	343,527,404.94
22312	Feedds for Animals & Birds	46,777,646.36	0.00	46,777,646.36
22313	Books and Materials	4,159,393.00	0.00	4,159,393.00
22314	Fuel and Oil - For Administrative Purposes	64,203,117.17	0.00	64,203,117.17
22320	Repair and Maintenance of Public Property	1,075,479,614.80	0.00	1,075,479,614.80
22321	Repair and Maintenance of Public Property	1,075,479,614.80	0.00	1,075,479,614.80
22410	Consultancy and Other Services fee	6,514,548.84	0.00	6,514,548.84
22411	Consultancy and Services Expenses	1,454,920.00	0.00	1,454,920.00
22412	Other Service Fee	5,059,628.84	0.00	5,059,628.84
22510	Consultancy and Other Services fee	288,307,297.00	0.00	288,307,297.00
22511	Employee Training	288,307,297.00	0.00	288,307,297.00
22520	Production Materials and Programme Expenses	31,951,505.74	0.00	31,951,505.74
22522	Program Expenses	17,501,505.74	0.00	17,501,505.74
22529	Other Program Expenses	14,450,000.00	0.00	14,450,000.00
22530	Medicines	157,595,999.00	0.00	157,595,999.00
22531	Medicine Purchases	157,595,999.00	0.00	157,595,999.00
22610	Monitoring, Evaluation & Travelling Expenses	302,114,770.00	0.00	302,114,770.00
22611	Monitoring & Evaluation Expenses	15,972,637.00	0.00	15,972,637.00
22612	Travelling Expenses	286,142,133.00	0.00	286,142,133.00
22710	Miscellaneous	74,442,260.49	0.00	74,442,260.49
22711	Miscellaneous	74,442,260.49	0.00	74,442,260.49
26410	Recurrent Grant	10,120,000.00	0.00	10,120,000.00
26411	Unconditional Recurrent Grant to Government Agencies, Committees & Boards	620,000.00	0.00	620,000.00
26413	Unconditional Recurrent Grant to Other Institutions & Individuals	9,500,000.00	0.00	9,500,000.00
27210	Scholarships	10,590,000.00	0.00	10,590,000.00
27211	Scholarships	10,590,000.00	0.00	10,590,000.00
28140	Land Rent	5,000,000.00	0.00	5,000,000.00
28141	Land Rent	5,000,000.00	0.00	5,000,000.00
347	Ministry of Urban Development	6,907,144,643.90	90,959,560.88	6,998,104,204.78
	Recurrent	6,907,144,643.90	90,959,560.88	6,998,104,204.78
21110	Wages and salaries in cash	339,229,995.92	0.00	339,229,995.92
21111	Salary	315,534,742.63	0.00	315,534,742.63
21112	Local Allowances	3,799,202.00	0.00	3,799,202.00
21113	Dearness Allowance	8,884,321.04	0.00	8,884,321.04
21119	Other Allowance	11,011,730.25	0.00	11,011,730.25
21120	Wages and salaries in kind	11,616,911.00	0.00	11,616,911.00
21121	Clothing	10,290,550.00	0.00	10,290,550.00
21123	Medical Expense	1,326,361.00	0.00	1,326,361.00

**Ministry of Finance**  
**Economic Code wise Aggregate Expenditure (Recurrent)**

Upto Month: Ashad

Fiscal Year 2074/75

Ministry/Economic Code	Cash	Non Cash	Total Expenditure
22110	Utilities	81,652,978.32	81,652,978.32
22111	Water and Electricity	65,988,532.10	65,988,532.10
22112	Communication	15,664,446.22	15,664,446.22
22120	Rent	27,042,129.00	27,042,129.00
22121	House Rent	27,042,129.00	27,042,129.00
22210	Operation & Maintenance of Capital Assets	51,169,865.78	51,169,865.78
22211	Fuel and Oil - Vehicles	23,525,537.35	23,525,537.35
22212	Operation & Maintenance	26,092,264.33	26,092,264.33
22213	Insurance	1,552,064.10	1,552,064.10
22310	Office Materials & Services	73,459,339.21	73,459,339.21
22311	General Office Expenses	71,962,433.21	71,962,433.21
22313	Books and Materials	378,125.00	378,125.00
22314	Fuel and Oil - For Administrative Purposes	1,118,781.00	1,118,781.00
22320	Repair and Maintenance of Public Property	920,190.00	920,190.00
22321	Repair and Maintenance of Public Property	920,190.00	920,190.00
22410	Consultancy and Other Services fee	273,152,086.79	273,152,086.79
22411	Consultancy and Services Expenses	117,668,249.02	117,668,249.02
22412	Other Service Fee	155,483,837.77	155,483,837.77
22510	Consultancy and Other Services fee	12,071,173.69	12,071,173.69
22511	Employee Training	1,080,570.00	1,080,570.00
22512	Skill Development and Awareness Training Program	10,990,603.69	10,990,603.69
22520	Production Materials and Programme Expenses	45,744,065.38	45,744,065.38
22522	Program Expenses	45,744,065.38	45,744,065.38
22610	Monitoring, Evaluation & Travelling Expenses	19,227,294.00	19,227,294.00
22611	Monitoring & Evaluation Expenses	16,371,830.00	16,371,830.00
22612	Travelling Expenses	2,855,464.00	2,855,464.00
22710	Miscellaneous	16,298,204.49	16,298,204.49
22711	Miscellaneous	16,298,204.49	16,298,204.49
26310	Recurrent Grant to Local Body	61,935,430.62	61,935,430.62
26312	Conditional Recurrent Grant to Local Bodies	61,935,430.62	61,935,430.62
26320	Capital Grant to Local Body	5,848,388,400.00	5,939,347,960.88
26322	Conditional Capital Grant to Local Bodies	5,848,388,400.00	90,959,560.88 5,939,347,960.88
26410	Recurrent Grant	41,969,931.70	41,969,931.70
26413	Unconditional Recurrent Grant to Other Institutions & Individuals	41,969,931.70	41,969,931.70
27310	Retirement Benefits	3,266,648.00	3,266,648.00
27312	Gratuity	2,385,549.00	2,385,549.00
27313	Accumulated Leave	881,099.00	881,099.00
349	Ministry of Peace & Reconstruction	1,474,951,237.74	1,474,951,237.74
	Recurrent	1,474,951,237.74	1,474,951,237.74
21110	Wages and salaries in cash	85,858,326.20	85,858,326.20
21111	Salary	56,286,687.45	56,286,687.45
21113	Dearness Allowance	1,361,610.75	1,361,610.75
21119	Other Allowance	28,210,028.00	28,210,028.00
21120	Wages and salaries in kind	945,000.00	945,000.00
21121	Clothing	945,000.00	945,000.00
22110	Utilities	9,738,191.93	9,738,191.93
22111	Water and Electricity	5,455,041.04	5,455,041.04
22112	Communication	4,283,150.89	4,283,150.89
22120	Rent	21,873,775.00	21,873,775.00

## Ministry of Finance Economic Code wise Aggregate Expenditure (Recurrent)

Upto Month: Ashad

Fiscal Year 2074/75

Ministry/Economic Code	Cash	Non Cash	Total Expenditure
22121 House Rent	21,873,775.00	0.00	21,873,775.00
22210 Operation & Maintenance of Capital Assets	15,947,978.33	0.00	15,947,978.33
22211 Fuel and Oil - Vehicles	8,871,648.93	0.00	8,871,648.93
22212 Operation & Maintenance	6,503,517.00	0.00	6,503,517.00
22213 Insurance	572,812.40	0.00	572,812.40
22310 Office Materials & Services	17,782,382.95	0.00	17,782,382.95
22311 General Office Expenses	17,697,159.95	0.00	17,697,159.95
22313 Books and Materials	32,323.00	0.00	32,323.00
22314 Fuel and Oil - For Administrative Purposes	52,900.00	0.00	52,900.00
22320 Repair and Maintenance of Public Property	333,866.00	0.00	333,866.00
22321 Repair and Maintenance of Public Property	333,866.00	0.00	333,866.00
22410 Consultancy and Other Services fee	107,053,652.39	0.00	107,053,652.39
22411 Consultancy and Services Expenses	9,349,204.91	0.00	9,349,204.91
22412 Other Service Fee	97,704,447.48	0.00	97,704,447.48
22510 Consultancy and Other Services fee	3,157,599.95	0.00	3,157,599.95
22511 Employee Training	1,609,800.00	0.00	1,609,800.00
22512 Skill Development and Awareness Training Program	1,547,799.95	0.00	1,547,799.95
22520 Production Materials and Programme Expenses	23,052,073.00	0.00	23,052,073.00
22522 Program Expenses	23,052,073.00	0.00	23,052,073.00
22610 Monitoring, Evaluation & Travelling Expenses	10,422,553.00	0.00	10,422,553.00
22611 Monitoring & Evaluation Expenses	7,234,373.00	0.00	7,234,373.00
22612 Travelling Expenses	3,188,180.00	0.00	3,188,180.00
22710 Miscellaneous	6,683,141.99	0.00	6,683,141.99
22711 Miscellaneous	6,683,141.99	0.00	6,683,141.99
26410 Recurrent Grant	1,172,102,697.00	0.00	1,172,102,697.00
26411 Unconditional Recurrent Grant to Government Agencies, Committees & Boards	2,500,000.00	0.00	2,500,000.00
26412 Conditional Recurrent Grant to Government Agencies, Committees & Boards	1,169,602,697.00	0.00	1,169,602,697.00
26420 Capital Grant	0.00	0.00	0.00
26421 Unconditional Capital Grant to Government Agencies, Committees & Boards	0.00	0.00	0.00
350 Ministry of Education	45,413,797,897.35	350,127,353.21	45,763,925,250.56
Recurrent	45,413,797,897.35	350,127,353.21	45,763,925,250.56
21110 Wages and salaries in cash	1,009,184,143.21	0.00	1,009,184,143.21
21111 Salary	892,329,308.26	0.00	892,329,308.26
21112 Local Allowances	28,068,214.79	0.00	28,068,214.79
21113 Dearness Allowance	23,916,527.96	0.00	23,916,527.96
21114 Field Allowance	40,793,832.56	0.00	40,793,832.56
21119 Other Allowance	24,076,259.64	0.00	24,076,259.64
21120 Wages and salaries in kind	16,088,875.00	0.00	16,088,875.00
21121 Clothing	16,088,875.00	0.00	16,088,875.00
22110 Utilities	40,218,796.16	0.00	40,218,796.16
22111 Water and Electricity	24,691,457.21	0.00	24,691,457.21
22112 Communication	15,527,338.95	0.00	15,527,338.95
22120 Rent	18,763,943.00	0.00	18,763,943.00
22121 House Rent	13,688,540.00	0.00	13,688,540.00
22122 Other Rent	5,075,403.00	0.00	5,075,403.00
22210 Operation & Maintenance of Capital Assets	96,565,792.70	0.00	96,565,792.70
22211 Fuel and Oil - Vehicles	34,540,529.26	0.00	34,540,529.26
22212 Operation & Maintenance	58,643,020.07	0.00	58,643,020.07

**Ministry of Finance**  
**Economic Code wise Aggregate Expenditure (Recurrent)**

Upto Month: Ashad

Fiscal Year 2074/75

Ministry/Economic Code	Cash	Non Cash	Total Expenditure
22213 Insurance	3,382,243.37	0.00	3,382,243.37
22310 Office Materials & Services	119,670,482.27	0.00	119,670,482.27
22311 General Office Expenses	113,458,993.77	0.00	113,458,993.77
22313 Books and Materials	5,426,659.50	0.00	5,426,659.50
22314 Fuel and Oil - For Administrative Purposes	784,829.00	0.00	784,829.00
22320 Repair and Maintenance of Public Property	21,893,769.21	0.00	21,893,769.21
22321 Repair and Maintenance of Public Property	21,893,769.21	0.00	21,893,769.21
22410 Consultancy and Other Services fee	298,238,380.19	0.00	298,238,380.19
22411 Consultancy and Services Expenses	137,018,706.63	0.00	137,018,706.63
22412 Other Service Fee	161,219,673.56	0.00	161,219,673.56
22510 Consultancy and Other Services fee	448,765,996.63	0.00	448,765,996.63
22511 Employee Training	138,548,988.10	0.00	138,548,988.10
22512 Skill Development and Awareness Training Program	310,217,008.53	0.00	310,217,008.53
22520 Production Materials and Programme Expenses	1,527,114,556.70	0.00	1,527,114,556.70
22522 Program Expenses	1,526,864,556.70	0.00	1,526,864,556.70
22529 Other Program Expenses	250,000.00	0.00	250,000.00
22610 Monitoring, Evaluation & Travelling Expenses	82,030,576.20	0.00	82,030,576.20
22611 Monitoring & Evaluation Expenses	75,000,287.20	0.00	75,000,287.20
22612 Travelling Expenses	7,030,289.00	0.00	7,030,289.00
22710 Miscellaneous	13,847,878.70	0.00	13,847,878.70
22711 Miscellaneous	13,847,878.70	0.00	13,847,878.70
26410 Recurrent Grant	17,923,748,894.01	313,770,353.21	18,237,519,247.22
26411 Unconditional Recurrent Grant to Government Agencies, Committees & Boards	0.00	0.00	0.00
26412 Conditional Recurrent Grant to Government Agencies, Committees & Boards	17,645,865,706.16	313,770,353.21	17,959,636,059.37
26413 Unconditional Recurrent Grant to Other Institutions & Individuals	277,883,187.85	0.00	277,883,187.85
26420 Capital Grant	11,628,976,431.38	36,357,000.00	11,665,333,431.38
26422 Conditional Recurrent Grant to Government Agencies, Committees & Boards	9,671,271,431.38	36,357,000.00	9,707,628,431.38
26423 Unconditional Capital Grant to Other Institutions & Individuals	1,957,705,000.00	0.00	1,957,705,000.00
26610 Grant to Local Level	0.00	0.00	0.00
26612 Conditional Grant	0.00	0.00	0.00
27210 Scholarships	714,137,758.58	0.00	714,137,758.58
27211 Scholarships	714,137,758.58	0.00	714,137,758.58
27310 Retirement Benefits	11,454,551,623.41	0.00	11,454,551,623.41
27311 Pensions and Disability Allowance	8,648,999,972.00	0.00	8,648,999,972.00
27312 Gratuity	46,784,791.14	0.00	46,784,791.14
27313 Accumulated Leave	911,037,318.42	0.00	911,037,318.42
27314 Medical Facility	1,847,729,541.85	0.00	1,847,729,541.85
352 Ministry of Cooperative and poverty Alleviation	719,281,766.94	0.00	719,281,766.94
Recurrent	719,281,766.94	0.00	719,281,766.94
21110 Wages and salaries in cash	176,165,468.66	0.00	176,165,468.66
21111 Salary	159,235,901.11	0.00	159,235,901.11
21112 Local Allowances	1,548,009.04	0.00	1,548,009.04
21113 Dearness Allowance	4,824,724.60	0.00	4,824,724.60
21119 Other Allowance	10,556,833.91	0.00	10,556,833.91
21120 Wages and salaries in kind	3,856,325.00	0.00	3,856,325.00
21121 Clothing	3,856,325.00	0.00	3,856,325.00
22110 Utilities	7,594,842.15	0.00	7,594,842.15



## Ministry of Finance Economic Code wise Aggregate Expenditure (Recurrent)

Upto Month: Ashad

Fiscal Year 2074/75

Ministry/Economic Code	Cash	Non Cash	Total Expenditure
22111	4,639,934.73	0.00	4,639,934.73
22112	2,954,907.42	0.00	2,954,907.42
22120	7,669,260.00	0.00	7,669,260.00
22121	6,794,256.00	0.00	6,794,256.00
22122	875,004.00	0.00	875,004.00
22210	18,000,008.90	0.00	18,000,008.90
22211	7,800,729.37	0.00	7,800,729.37
22212	9,632,193.70	0.00	9,632,193.70
22213	567,085.83	0.00	567,085.83
22310	27,950,364.50	0.00	27,950,364.50
22311	26,888,406.50	0.00	26,888,406.50
22313	24,408.00	0.00	24,408.00
22314	1,037,550.00	0.00	1,037,550.00
22410	69,864,727.50	0.00	69,864,727.50
22411	28,722,054.00	0.00	28,722,054.00
22412	41,142,673.50	0.00	41,142,673.50
22510	44,212,405.00	0.00	44,212,405.00
22511	6,399,677.00	0.00	6,399,677.00
22512	37,812,728.00	0.00	37,812,728.00
22520	31,268,087.00	0.00	31,268,087.00
22522	29,850,288.00	0.00	29,850,288.00
22529	1,417,799.00	0.00	1,417,799.00
22610	17,111,996.00	0.00	17,111,996.00
22611	14,320,356.00	0.00	14,320,356.00
22612	2,791,640.00	0.00	2,791,640.00
22710	3,728,766.23	0.00	3,728,766.23
22711	3,728,766.23	0.00	3,728,766.23
26410	223,652,177.00	0.00	223,652,177.00
26412	97,572,000.00	0.00	97,572,000.00
26413	126,080,177.00	0.00	126,080,177.00
26420	88,207,339.00	0.00	88,207,339.00
26423	88,207,339.00	0.00	88,207,339.00
356	966,286,613.27	0.00	966,286,613.27
Recurrent	966,286,613.27	0.00	966,286,613.27
21110	192,460,460.15	0.00	192,460,460.15
21111	176,541,905.02	0.00	176,541,905.02
21113	5,027,950.13	0.00	5,027,950.13
21119	10,890,605.00	0.00	10,890,605.00
21120	3,742,500.00	0.00	3,742,500.00
21121	3,742,500.00	0.00	3,742,500.00
22110	6,099,196.00	0.00	6,099,196.00
22111	4,264,414.00	0.00	4,264,414.00
22112	1,834,782.00	0.00	1,834,782.00
22210	8,849,710.00	0.00	8,849,710.00
22211	4,606,850.00	0.00	4,606,850.00
22212	3,904,816.00	0.00	3,904,816.00
22213	338,044.00	0.00	338,044.00
22310	7,525,200.00	0.00	7,525,200.00

## Ministry of Finance Economic Code wise Aggregate Expenditure (Recurrent)

Upto Month: Ashad

Fiscal Year 2074/75

Ministry/Economic Code	Cash	Non Cash	Total Expenditure
22311 General Office Expenses	6,804,463.00	0.00	6,804,463.00
22313 Books and Materials	500,000.00	0.00	500,000.00
22314 Fuel and Oil - For Administrative Purposes	220,737.00	0.00	220,737.00
22320 Repair and Maintenance of Public Property	294,917.00	0.00	294,917.00
22321 Repair and Maintenance of Public Property	294,917.00	0.00	294,917.00
22410 Consultancy and Other Services fee	9,002,605.56	0.00	9,002,605.56
22411 Consultancy and Services Expenses	3,712,963.00	0.00	3,712,963.00
22412 Other Service Fee	5,289,642.56	0.00	5,289,642.56
22510 Consultancy and Other Services fee	150,750.00	0.00	150,750.00
22511 Employee Training	150,750.00	0.00	150,750.00
22520 Production Materials and Programme Expenses	53,856,541.00	0.00	53,856,541.00
22522 Program Expenses	53,856,541.00	0.00	53,856,541.00
22610 Monitoring, Evaluation & Travelling Expenses	2,081,570.00	0.00	2,081,570.00
22611 Monitoring & Evaluation Expenses	1,372,010.00	0.00	1,372,010.00
22612 Travelling Expenses	709,560.00	0.00	709,560.00
22710 Miscellaneous	1,575,539.00	0.00	1,575,539.00
22711 Miscellaneous	1,575,539.00	0.00	1,575,539.00
26410 Recurrent Grant	248,557,978.40	0.00	248,557,978.40
26411 Unconditional Recurrent Grant to Government Agencies, Committees & Boards	233,357,978.40	0.00	233,357,978.40
26413 Unconditional Recurrent Grant to Other Institutions & Individuals	15,200,000.00	0.00	15,200,000.00
26420 Capital Grant	360,341,694.16	0.00	360,341,694.16
26422 Conditional Recurrent Grant to Government Agencies, Committees & Boards	360,341,694.16	0.00	360,341,694.16
27210 Scholarships	71,747,952.00	0.00	71,747,952.00
27211 Scholarships	71,747,952.00	0.00	71,747,952.00
357 Ministry of Irrigation	1,550,570,580.86	3,609,524.00	1,554,180,104.86
Recurrent	1,550,570,580.86	3,609,524.00	1,554,180,104.86
21110 Wages and salaries in cash	890,094,066.15	0.00	890,094,066.15
21111 Salary	844,995,277.72	0.00	844,995,277.72
21112 Local Allowances	18,178,063.93	0.00	18,178,063.93
21113 Dearness Allowance	24,406,376.50	0.00	24,406,376.50
21119 Other Allowance	2,514,348.00	0.00	2,514,348.00
21120 Wages and salaries in kind	18,282,935.00	0.00	18,282,935.00
21121 Clothing	18,282,935.00	0.00	18,282,935.00
22110 Utilities	40,247,479.18	0.00	40,247,479.18
22111 Water and Electricity	23,804,052.88	0.00	23,804,052.88
22112 Communication	16,443,426.30	0.00	16,443,426.30
22120 Rent	26,992,779.40	0.00	26,992,779.40
22121 House Rent	26,992,779.40	0.00	26,992,779.40
22210 Operation & Maintenance of Capital Assets	86,223,006.41	0.00	86,223,006.41
22211 Fuel and Oil - Vehicles	39,972,871.43	0.00	39,972,871.43
22212 Operation & Maintenance	41,838,223.12	0.00	41,838,223.12
22213 Insurance	4,411,911.86	0.00	4,411,911.86
22310 Office Materials & Services	47,977,871.64	0.00	47,977,871.64
22311 General Office Expenses	46,793,791.75	0.00	46,793,791.75
22314 Fuel and Oil - For Administrative Purposes	1,184,079.89	0.00	1,184,079.89
22320 Repair and Maintenance of Public Property	2,287,023.22	0.00	2,287,023.22
22321 Repair and Maintenance of Public Property	2,287,023.22	0.00	2,287,023.22
22410 Consultancy and Other Services fee	193,379,201.89	0.00	193,379,201.89
22411 Consultancy and Services Expenses	13,321,078.00	0.00	13,321,078.00

**Ministry of Finance**  
**Economic Code wise Aggregate Expenditure (Recurrent)**

Upto Month: Ashad

Fiscal Year 2074/75

Ministry/Economic Code		Cash	Non Cash	Total Expenditure	
	22412	Other Service Fee	180,058,123.89	0.00	180,058,123.89
	22510	Consultancy and Other Services fee	77,929,201.72	3,609,524.00	81,538,725.72
	22511	Employee Training	24,426,159.00	0.00	24,426,159.00
	22512	Skill Development and Awareness Training Program	53,503,042.72	3,609,524.00	57,112,566.72
	22520	Production Materials and Programme Expenses	43,847,380.51	0.00	43,847,380.51
	22522	Program Expenses	43,448,963.51	0.00	43,448,963.51
	22529	Other Program Expenses	398,417.00	0.00	398,417.00
	22610	Monitoring, Evaluation & Travelling Expenses	44,652,147.00	0.00	44,652,147.00
	22611	Monitoring & Evaluation Expenses	31,385,762.00	0.00	31,385,762.00
	22612	Travelling Expenses	13,266,385.00	0.00	13,266,385.00
	22710	Miscellaneous	35,979,493.74	0.00	35,979,493.74
	22711	Miscellaneous	35,979,493.74	0.00	35,979,493.74
	26410	Recurrent Grant	319,995.00	0.00	319,995.00
	26413	Unconditional Recurrent Grant to Other Institutions & Individuals	319,995.00	0.00	319,995.00
	26420	Capital Grant	42,358,000.00	0.00	42,358,000.00
	26423	Unconditional Capital Grant to Other Institutions & Individuals	42,358,000.00	0.00	42,358,000.00
358		Ministry of Information and Communications	4,261,540,877.41	0.00	4,261,540,877.41
		Recurrent	4,261,540,877.41	0.00	4,261,540,877.41
	21110	Wages and salaries in cash	2,523,129,141.57	0.00	2,523,129,141.57
	21111	Salary	2,409,595,384.35	0.00	2,409,595,384.35
	21112	Local Allowances	56,080,250.80	0.00	56,080,250.80
	21113	Dearness Allowance	48,785,496.42	0.00	48,785,496.42
	21119	Other Allowance	8,668,010.00	0.00	8,668,010.00
	21120	Wages and salaries in kind	48,583,546.00	0.00	48,583,546.00
	21121	Clothing	48,227,546.00	0.00	48,227,546.00
	21123	Medical Expense	356,000.00	0.00	356,000.00
	22110	Utilities	30,516,351.78	0.00	30,516,351.78
	22111	Water and Electricity	15,633,170.06	0.00	15,633,170.06
	22112	Communication	14,883,181.72	0.00	14,883,181.72
	22120	Rent	20,350,529.96	0.00	20,350,529.96
	22121	House Rent	20,280,529.96	0.00	20,280,529.96
	22122	Other Rent	70,000.00	0.00	70,000.00
	22210	Operation & Maintenance of Capital Assets	40,091,342.37	0.00	40,091,342.37
	22211	Fuel and Oil - Vehicles	15,222,452.16	0.00	15,222,452.16
	22212	Operation & Maintenance	23,410,454.53	0.00	23,410,454.53
	22213	Insurance	1,458,435.68	0.00	1,458,435.68
	22310	Office Materials & Services	184,368,450.94	0.00	184,368,450.94
	22311	General Office Expenses	180,036,663.94	0.00	180,036,663.94
	22313	Books and Materials	104,300.00	0.00	104,300.00
	22314	Fuel and Oil - For Administrative Purposes	4,227,487.00	0.00	4,227,487.00
	22320	Repair and Maintenance of Public Property	1,350,610.00	0.00	1,350,610.00
	22321	Repair and Maintenance of Public Property	1,350,610.00	0.00	1,350,610.00
	22410	Consultancy and Other Services fee	286,234,002.16	0.00	286,234,002.16
	22411	Consultancy and Services Expenses	22,658,120.50	0.00	22,658,120.50
	22412	Other Service Fee	263,575,881.66	0.00	263,575,881.66
	22510	Consultancy and Other Services fee	18,598,247.00	0.00	18,598,247.00
	22511	Employee Training	7,320,031.00	0.00	7,320,031.00
	22512	Skill Development and Awareness Training Program	11,278,216.00	0.00	11,278,216.00

**Ministry of Finance**  
**Economic Code wise Aggregate Expenditure (Recurrent)**

Upto Month: Ashad

Fiscal Year 2074/75

Ministry/Economic Code		Cash	Non Cash	Total Expenditure
22520	Production Materials and Programme Expenses	84,643,191.11	0.00	84,643,191.11
22521	Production Materials/Services	21,414,816.00	0.00	21,414,816.00
22522	Program Expenses	63,228,375.11	0.00	63,228,375.11
22610	Monitoring, Evaluation & Travelling Expenses	22,294,315.00	0.00	22,294,315.00
22611	Monitoring & Evaluation Expenses	15,311,680.00	0.00	15,311,680.00
22612	Travelling Expenses	6,982,635.00	0.00	6,982,635.00
22710	Miscellaneous	24,354,343.00	0.00	24,354,343.00
22711	Miscellaneous	24,354,343.00	0.00	24,354,343.00
26410	Recurrent Grant	689,607,806.52	0.00	689,607,806.52
26411	Unconditional Recurrent Grant to Government Agencies, Committees & Boards	338,200,000.00	0.00	338,200,000.00
26412	Conditional Recurrent Grant to Government Agencies, Committees & Boards	146,800,236.00	0.00	146,800,236.00
26413	Unconditional Recurrent Grant to Other Institutions & Individuals	204,607,570.52	0.00	204,607,570.52
26420	Capital Grant	287,419,000.00	0.00	287,419,000.00
26422	Conditional Recurrent Grant to Government Agencies, Committees & Boards	103,419,000.00	0.00	103,419,000.00
26423	Unconditional Capital Grant to Other Institutions & Individuals	184,000,000.00	0.00	184,000,000.00
365	Ministry of Federal Affairs and Local Development	42,330,957,888.13	184,446,069.56	42,515,403,957.69
	Recurrent	42,330,957,888.13	184,446,069.56	42,515,403,957.69
21110	Wages and salaries in cash	265,303,840.67	0.00	265,303,840.67
21111	Salary	244,441,761.68	0.00	244,441,761.68
21112	Local Allowances	4,571,797.18	0.00	4,571,797.18
21113	Dearness Allowance	6,880,283.81	0.00	6,880,283.81
21119	Other Allowance	9,409,998.00	0.00	9,409,998.00
21120	Wages and salaries in kind	5,851,675.00	0.00	5,851,675.00
21121	Clothing	4,851,675.00	0.00	4,851,675.00
21123	Medical Expense	1,000,000.00	0.00	1,000,000.00
22110	Utilities	20,375,696.40	10,677.00	20,386,373.40
22111	Water and Electricity	10,455,288.57	0.00	10,455,288.57
22112	Communication	9,920,407.83	10,677.00	9,931,084.83
22120	Rent	31,032,266.92	0.00	31,032,266.92
22121	House Rent	27,830,344.00	0.00	27,830,344.00
22122	Other Rent	3,201,922.92	0.00	3,201,922.92
22210	Operation & Maintenance of Capital Assets	65,618,831.11	415,000.00	66,033,831.11
22211	Fuel and Oil - Vehicles	31,620,621.83	265,000.00	31,885,621.83
22212	Operation & Maintenance	30,801,009.78	150,000.00	30,951,009.78
22213	Insurance	3,197,199.50	0.00	3,197,199.50
22310	Office Materials & Services	64,994,436.05	1,572,000.00	66,566,436.05
22311	General Office Expenses	62,243,627.05	1,572,000.00	63,815,627.05
22313	Books and Materials	1,133,678.00	0.00	1,133,678.00
22314	Fuel and Oil - For Administrative Purposes	1,617,131.00	0.00	1,617,131.00
22320	Repair and Maintenance of Public Property	244,603.00	0.00	244,603.00
22321	Repair and Maintenance of Public Property	244,603.00	0.00	244,603.00
22410	Consultancy and Other Services fee	969,417,505.34	23,886,216.00	993,303,721.34
22411	Consultancy and Services Expenses	851,580,719.65	23,886,216.00	875,466,935.65
22412	Other Service Fee	117,836,785.69	0.00	117,836,785.69
22510	Consultancy and Other Services fee	377,393,397.91	31,393,658.00	408,787,055.91
22511	Employee Training	4,591,362.00	500,000.00	5,091,362.00
22512	Skill Development and Awareness Training Program	372,802,035.91	30,893,658.00	403,695,693.91

**Ministry of Finance**  
**Economic Code wise Aggregate Expenditure (Recurrent)**

Upto Month: Ashad

Fiscal Year 2074/75

Ministry/Economic Code		Cash	Non Cash	Total Expenditure
22520	Production Materials and Programme Expenses	218,986,788.75	126,747,518.56	345,734,307.31
22522	Program Expenses	210,815,515.75	126,747,518.56	337,563,034.31
22529	Other Program Expenses	8,171,273.00	0.00	8,171,273.00
22610	Monitoring, Evaluation & Travelling Expenses	52,550,226.00	351,000.00	52,901,226.00
22611	Monitoring & Evaluation Expenses	50,392,948.00	351,000.00	50,743,948.00
22612	Travelling Expenses	2,157,278.00	0.00	2,157,278.00
22710	Miscellaneous	22,801,741.72	70,000.00	22,871,741.72
22711	Miscellaneous	22,801,741.72	70,000.00	22,871,741.72
26310	Recurrent Grant to Local Body	2,370,003,449.35	0.00	2,370,003,449.35
26311	Unconditional Recurrent Grant to Local Bodies	1,742,790,912.65	0.00	1,742,790,912.65
26312	Conditional Recurrent Grant to Local Bodies	627,212,536.70	0.00	627,212,536.70
26320	Capital Grant to Local Body	322,493,204.52	0.00	322,493,204.52
26321	Unconditional Capital Grant to Local Bodies	151,215,820.14	0.00	151,215,820.14
26322	Conditional Capital Grant to Local Bodies	171,277,384.38	0.00	171,277,384.38
26410	Recurrent Grant	83,925,438.84	0.00	83,925,438.84
26411	Unconditional Recurrent Grant to Government Agencies, Committees & Boards	83,925,438.84	0.00	83,925,438.84
26412	Conditional Recurrent Grant to Government Agencies, Committees & Boards	0.00	0.00	0.00
26420	Capital Grant	4,126,308.00	0.00	4,126,308.00
26421	Unconditional Capital Grant to Government Agencies, Committees & Boards	4,126,308.00	0.00	4,126,308.00
27110	Social Security	37,453,391,778.55	0.00	37,453,391,778.55
27111	Conditional Social Security Subsidy	37,453,391,778.55	0.00	37,453,391,778.55
27210	Scholarships	1,046,700.00	0.00	1,046,700.00
27211	Scholarships	1,046,700.00	0.00	1,046,700.00
27310	Retirement Benefits	1,400,000.00	0.00	1,400,000.00
27312	Gratuity	1,400,000.00	0.00	1,400,000.00
370	Ministry of Health	19,780,458,021.85	907,129,261.50	20,687,587,283.35
	Recurrent	19,780,458,021.85	907,129,261.50	20,687,587,283.35
21110	Wages and salaries in cash	1,260,440,294.71	0.00	1,260,440,294.71
21111	Salary	1,157,905,031.27	0.00	1,157,905,031.27
21112	Local Allowances	28,459,121.32	0.00	28,459,121.32
21113	Dearness Allowance	31,272,293.09	0.00	31,272,293.09
21114	Field Allowance	3,461,443.00	0.00	3,461,443.00
21119	Other Allowance	39,342,406.03	0.00	39,342,406.03
21120	Wages and salaries in kind	23,084,133.00	0.00	23,084,133.00
21121	Clothing	23,084,133.00	0.00	23,084,133.00
22110	Utilities	77,332,560.08	0.00	77,332,560.08
22111	Water and Electricity	52,696,212.30	0.00	52,696,212.30
22112	Communication	24,636,347.78	0.00	24,636,347.78
22120	Rent	8,668,697.00	0.00	8,668,697.00
22121	House Rent	6,959,572.00	0.00	6,959,572.00
22122	Other Rent	1,709,125.00	0.00	1,709,125.00
22210	Operation & Maintenance of Capital Assets	65,201,374.93	0.00	65,201,374.93
22211	Fuel and Oil - Vehicles	27,480,579.95	0.00	27,480,579.95
22212	Operation & Maintenance	35,841,254.39	0.00	35,841,254.39
22213	Insurance	1,879,540.59	0.00	1,879,540.59
22310	Office Materials & Services	111,556,442.87	971,998.00	112,528,440.87
22311	General Office Expenses	110,214,414.87	971,998.00	111,186,412.87
22312	Feedds for Animals & Birds	91,000.00	0.00	91,000.00

**Ministry of Finance**  
**Economic Code wise Aggregate Expenditure (Recurrent)**

Upto Month: Ashad

Fiscal Year 2074/75

Ministry/Economic Code	Cash	Non Cash	Total Expenditure
22313 Books and Materials	1,015,142.00	0.00	1,015,142.00
22314 Fuel and Oil - For Administrative Purposes	235,886.00	0.00	235,886.00
22410 Consultancy and Other Services fee	462,264,530.71	842,651.00	463,107,181.71
22411 Consultancy and Services Expenses	336,774,099.75	842,651.00	337,616,750.75
22412 Other Service Fee	125,490,430.96	0.00	125,490,430.96
22510 Consultancy and Other Services fee	523,789,577.81	10,256,758.85	534,046,336.66
22511 Employee Training	112,065,666.32	1,829,942.00	113,895,608.32
22512 Skill Development and Awareness Training Program	411,723,911.49	8,426,816.85	420,150,728.34
22520 Production Materials and Programme Expenses	1,921,997,791.76	112,527,386.35	2,034,525,178.11
22522 Program Expenses	1,920,108,013.76	112,527,386.35	2,032,635,400.11
22529 Other Program Expenses	1,889,778.00	0.00	1,889,778.00
22530 Medicines	2,134,647,452.60	777,047,014.30	2,911,694,466.90
22531 Medicine Purchases	2,134,647,452.60	777,047,014.30	2,911,694,466.90
22610 Monitoring, Evaluation & Travelling Expenses	145,245,395.00	5,483,453.00	150,728,848.00
22611 Monitoring & Evaluation Expenses	137,552,527.00	5,483,453.00	143,035,980.00
22612 Travelling Expenses	7,692,868.00	0.00	7,692,868.00
22710 Miscellaneous	7,498,480.16	0.00	7,498,480.16
22711 Miscellaneous	7,498,480.16	0.00	7,498,480.16
26310 Recurrent Grant to Local Body	28,519,282.66	0.00	28,519,282.66
26311 Unconditional Recurrent Grant to Local Bodies	0.00	0.00	0.00
26312 Conditional Recurrent Grant to Local Bodies	28,519,282.66	0.00	28,519,282.66
26410 Recurrent Grant	6,416,698,142.77	0.00	6,416,698,142.77
26411 Unconditional Recurrent Grant to Government Agencies, Committees & Boards	2,584,541,880.45	0.00	2,584,541,880.45
26412 Conditional Recurrent Grant to Government Agencies, Committees & Boards	3,823,208,065.32	0.00	3,823,208,065.32
26413 Unconditional Recurrent Grant to Other Institutions & Individuals	8,948,197.00	0.00	8,948,197.00
26420 Capital Grant	3,878,642,169.60	0.00	3,878,642,169.60
26422 Conditional Recurrent Grant to Government Agencies, Committees & Boards	2,860,927,446.81	0.00	2,860,927,446.81
26423 Unconditional Capital Grant to Other Institutions & Individuals	1,017,714,722.79	0.00	1,017,714,722.79
26610 Grant to Local Level	15,732,121.40	0.00	15,732,121.40
26612 Conditional Grant	15,732,121.40	0.00	15,732,121.40
27110 Social Security	2,699,139,574.79	0.00	2,699,139,574.79
27111 Conditional Social Security Subsidy	526,177,878.79	0.00	526,177,878.79
27112 Other Unconditional Social Assistance	2,172,961,696.00	0.00	2,172,961,696.00
371 Ministry of Labour and Employment	603,396,830.38	200,861,000.00	804,257,830.38
Recurrent	603,396,830.38	200,861,000.00	804,257,830.38
21110 Wages and salaries in cash	232,990,625.82	0.00	232,990,625.82
21111 Salary	219,412,778.42	0.00	219,412,778.42
21112 Local Allowances	276,601.00	0.00	276,601.00
21113 Dearness Allowance	6,971,637.40	0.00	6,971,637.40
21119 Other Allowance	6,329,609.00	0.00	6,329,609.00
21120 Wages and salaries in kind	4,590,289.80	0.00	4,590,289.80
21121 Clothing	3,934,675.00	0.00	3,934,675.00
21123 Medical Expense	655,614.80	0.00	655,614.80
22110 Utilities	12,081,744.78	0.00	12,081,744.78
22111 Water and Electricity	7,074,750.98	0.00	7,074,750.98
22112 Communication	5,006,993.80	0.00	5,006,993.80
22120 Rent	30,371,032.00	0.00	30,371,032.00

**Ministry of Finance**  
**Economic Code wise Aggregate Expenditure (Recurrent)**

Upto Month: Ashad

Fiscal Year 2074/75

Ministry/Economic Code	Cash	Non Cash	Total Expenditure	
22121	House Rent	30,371,032.00	0.00	30,371,032.00
22210	Operation & Maintenance of Capital Assets	20,340,817.26	0.00	20,340,817.26
22211	Fuel and Oil - Vehicles	9,367,881.10	0.00	9,367,881.10
22212	Operation & Maintenance	10,402,112.46	0.00	10,402,112.46
22213	Insurance	570,823.70	0.00	570,823.70
22310	Office Materials & Services	26,107,147.83	5,412,000.00	31,519,147.83
22311	General Office Expenses	24,397,884.83	5,412,000.00	29,809,884.83
22313	Books and Materials	50,000.00	0.00	50,000.00
22314	Fuel and Oil - For Administrative Purposes	1,659,263.00	0.00	1,659,263.00
22320	Repair and Maintenance of Public Property	330,758.00	0.00	330,758.00
22321	Repair and Maintenance of Public Property	330,758.00	0.00	330,758.00
22410	Consultancy and Other Services fee	42,333,304.08	58,415,000.00	100,748,304.08
22411	Consultancy and Services Expenses	12,084,463.11	42,480,000.00	54,564,463.11
22412	Other Service Fee	30,248,840.97	15,935,000.00	46,183,840.97
22510	Consultancy and Other Services fee	155,448,205.22	137,034,000.00	292,482,205.22
22511	Employee Training	2,507,249.85	0.00	2,507,249.85
22512	Skill Development and Awareness Training Program	152,940,955.37	137,034,000.00	289,974,955.37
22520	Production Materials and Programme Expenses	58,715,270.50	0.00	58,715,270.50
22522	Program Expenses	58,715,270.50	0.00	58,715,270.50
22530	Medicines	94,252.00	0.00	94,252.00
22531	Medicine Purchases	94,252.00	0.00	94,252.00
22610	Monitoring, Evaluation & Travelling Expenses	10,387,644.86	0.00	10,387,644.86
22611	Monitoring & Evaluation Expenses	7,687,527.36	0.00	7,687,527.36
22612	Travelling Expenses	2,700,117.50	0.00	2,700,117.50
22710	Miscellaneous	6,090,738.23	0.00	6,090,738.23
22711	Miscellaneous	6,090,738.23	0.00	6,090,738.23
26410	Recurrent Grant	3,515,000.00	0.00	3,515,000.00
26412	Conditional Recurrent Grant to Government Agencies, Committees & Boards	15,000.00	0.00	15,000.00
26413	Unconditional Recurrent Grant to Other Institutions & Individuals	3,500,000.00	0.00	3,500,000.00
391	National Planning Commission Secretariata	992,092,448.06	0.00	992,092,448.06
	Recurrent	992,092,448.06	0.00	992,092,448.06
21110	Wages and salaries in cash	370,330,912.55	0.00	370,330,912.55
21111	Salary	209,780,446.65	0.00	209,780,446.65
21112	Local Allowances	2,903,293.08	0.00	2,903,293.08
21113	Dearness Allowance	6,020,113.12	0.00	6,020,113.12
21119	Other Allowance	151,627,059.70	0.00	151,627,059.70
21120	Wages and salaries in kind	4,312,500.00	0.00	4,312,500.00
21121	Clothing	4,312,500.00	0.00	4,312,500.00
22110	Utilities	8,160,868.22	0.00	8,160,868.22
22111	Water and Electricity	4,301,498.56	0.00	4,301,498.56
22112	Communication	3,859,369.66	0.00	3,859,369.66
22120	Rent	6,153,405.00	0.00	6,153,405.00
22121	House Rent	6,153,405.00	0.00	6,153,405.00
22210	Operation & Maintenance of Capital Assets	18,586,070.79	0.00	18,586,070.79
22211	Fuel and Oil - Vehicles	7,799,126.26	0.00	7,799,126.26
22212	Operation & Maintenance	9,696,545.00	0.00	9,696,545.00
22213	Insurance	1,090,399.53	0.00	1,090,399.53
22310	Office Materials & Services	27,541,302.13	0.00	27,541,302.13

**Ministry of Finance**  
**Economic Code wise Aggregate Expenditure (Recurrent)**

Upto Month: Ashad

Fiscal Year 2074/75

Ministry/Economic Code		Cash	Non Cash	Total Expenditure	
	22311	General Office Expenses	26,304,665.93	0.00	26,304,665.93
	22313	Books and Materials	287,110.00	0.00	287,110.00
	22314	Fuel and Oil - For Administrative Purposes	949,526.20	0.00	949,526.20
	22410	Consultancy and Other Services fee	28,830,256.62	0.00	28,830,256.62
	22411	Consultancy and Services Expenses	1,609,896.66	0.00	1,609,896.66
	22412	Other Service Fee	27,220,359.96	0.00	27,220,359.96
	22510	Consultancy and Other Services fee	30,881,132.00	0.00	30,881,132.00
	22511	Employee Training	15,115,974.00	0.00	15,115,974.00
	22512	Skill Development and Awareness Training Program	15,765,158.00	0.00	15,765,158.00
	22520	Production Materials and Programme Expenses	471,065,816.75	0.00	471,065,816.75
	22522	Program Expenses	445,110,703.35	0.00	445,110,703.35
	22529	Other Program Expenses	25,955,113.40	0.00	25,955,113.40
	22610	Monitoring, Evaluation & Travelling Expenses	19,073,101.00	0.00	19,073,101.00
	22611	Monitoring & Evaluation Expenses	15,224,710.00	0.00	15,224,710.00
	22612	Travelling Expenses	3,848,391.00	0.00	3,848,391.00
	22710	Miscellaneous	7,157,083.00	0.00	7,157,083.00
	22711	Miscellaneous	7,157,083.00	0.00	7,157,083.00
502		MOF Domestic Debt Service	12,386,930,369.29	0.00	12,386,930,369.29
		Recurrent	12,386,930,369.29	0.00	12,386,930,369.29
	24210	Interest on Internal Loan	12,386,930,369.29	0.00	12,386,930,369.29
	24211	Interest on Internal Loan	12,386,930,369.29	0.00	12,386,930,369.29
503		MOF External Debt Service (Multilateral)	3,315,351,304.38	0.00	3,315,351,304.38
		Recurrent	3,315,351,304.38	0.00	3,315,351,304.38
	24110	Interest on Foreign Foreign	3,315,351,304.38	0.00	3,315,351,304.38
	24111	Interest on Foreign Loan	3,315,351,304.38	0.00	3,315,351,304.38
504		MOF External Debt Service (Bilateral)	545,029,937.52	0.00	545,029,937.52
		Recurrent	545,029,937.52	0.00	545,029,937.52
	24110	Interest on Foreign Foreign	545,029,937.52	0.00	545,029,937.52
	24111	Interest on Foreign Loan	545,029,937.52	0.00	545,029,937.52
601		MOF Staff Benefits and Retirement Benefits	42,004,795,410.11	0.00	42,004,795,410.11
		Recurrent	42,004,795,410.11	0.00	42,004,795,410.11
	21110	Wages and salaries in cash	2,566,036.00	0.00	2,566,036.00
	21111	Salary	2,566,036.00	0.00	2,566,036.00
	21120	Wages and salaries in kind	113,852,365.01	0.00	113,852,365.01
	21123	Medical Expense	113,852,365.01	0.00	113,852,365.01
	22710	Miscellaneous	0.00	0.00	0.00
	22711	Miscellaneous	0.00	0.00	0.00
	27310	Retirement Benefits	41,888,377,009.10	0.00	41,888,377,009.10
	27311	Pensions and Disability Allowance	31,499,999,397.00	0.00	31,499,999,397.00
	27312	Gratuity	407,684,561.75	0.00	407,684,561.75
	27313	Accumulated Leave	4,127,692,180.51	0.00	4,127,692,180.51
	27314	Medical Facility	5,814,181,361.84	0.00	5,814,181,361.84
	27315	Deceased Staff Assistance	38,819,508.00	0.00	38,819,508.00
602		MOF Miscellaneous	879,276,940.36	0.00	879,276,940.36
		Recurrent	879,276,940.36	0.00	879,276,940.36
	22610	Monitoring, Evaluation & Travelling Expenses	186,026,524.30	0.00	186,026,524.30
	22612	Travelling Expenses	143,083,187.18	0.00	143,083,187.18
	22613	Travelling Expenses of VIPs & Delegations	42,943,337.12	0.00	42,943,337.12



**Ministry of Finance**  
**Economic Code wise Aggregate Expenditure (Recurrent)**

Upto Month: Ashad

Fiscal Year 2074/75

Ministry/Economic Code	Cash	Non Cash	Total Expenditure	
22710	Miscellaneous	2,258,617.00	0.00	2,258,617.00
22711	Miscellaneous	2,258,617.00	0.00	2,258,617.00
26410	Recurrent Grant	419,500,019.87	0.00	419,500,019.87
26412	Conditional Recurrent Grant to Government Agencies, Committees & Boards	419,500,019.87	0.00	419,500,019.87
28210	Refunds	271,491,779.19	0.00	271,491,779.19
28211	Revenue Refund	98,849,287.00	0.00	98,849,287.00
28212	Judicial Refund	80,149,808.19	0.00	80,149,808.19
28213	Other Refund	92,492,684.00	0.00	92,492,684.00
701	State	7,145,500,000.00	0.00	7,145,500,000.00
	Recurrent	7,145,500,000.00	0.00	7,145,500,000.00
21110	Wages and salaries in cash	0.00	0.00	0.00
21111	Salary	0.00	0.00	0.00
21113	Dearness Allowance	0.00	0.00	0.00
21119	Other Allowance	0.00	0.00	0.00
21120	Wages and salaries in kind	0.00	0.00	0.00
21121	Clothing	0.00	0.00	0.00
22110	Utilities	0.00	0.00	0.00
22111	Water and Electricity	0.00	0.00	0.00
22112	Communication	0.00	0.00	0.00
22210	Operation & Maintenance of Capital Assets	0.00	0.00	0.00
22211	Fuel and Oil - Vehicles	0.00	0.00	0.00
22212	Operation & Maintenance	0.00	0.00	0.00
22310	Office Materials & Services	0.00	0.00	0.00
22311	General Office Expenses	0.00	0.00	0.00
22320	Repair and Maintenance of Public Property	0.00	0.00	0.00
22321	Repair and Maintenance of Public Property	0.00	0.00	0.00
22410	Consultancy and Other Services fee	0.00	0.00	0.00
22412	Other Service Fee	0.00	0.00	0.00
22510	Consultancy and Other Services fee	0.00	0.00	0.00
22511	Employee Training	0.00	0.00	0.00
22520	Production Materials and Programme Expenses	0.00	0.00	0.00
22522	Program Expenses	0.00	0.00	0.00
22610	Monitoring, Evaluation & Travelling Expenses	0.00	0.00	0.00
22611	Monitoring & Evaluation Expenses	0.00	0.00	0.00
22612	Travelling Expenses	0.00	0.00	0.00
22613	Travelling Expenses of VIPs & Delegations	0.00	0.00	0.00
22710	Miscellaneous	0.00	0.00	0.00
22711	Miscellaneous	0.00	0.00	0.00
26510	Grant to State	7,145,500,000.00	0.00	7,145,500,000.00
26511	Fiscal Equalization Grant	7,145,500,000.00	0.00	7,145,500,000.00
26610	Grant to Local Level	0.00	0.00	0.00
26611	Fiscal Equalization Grant	0.00	0.00	0.00
801	Local Level	234,010,158,647.68	0.00	234,010,158,647.68
	Recurrent	234,010,158,647.68	0.00	234,010,158,647.68
26320	Capital Grant to Local Body	0.00	0.00	0.00
26322	Conditional Capital Grant to Local Bodies	0.00	0.00	0.00
26410	Recurrent Grant	455,000.00	0.00	455,000.00
26412	Conditional Recurrent Grant to Government Agencies, Committees & Boards	455,000.00	0.00	455,000.00
26610	Grant to Local Level	234,009,703,647.68	0.00	234,009,703,647.68
26611	Fiscal Equalization Grant	148,752,462,000.00	0.00	148,752,462,000.00
26612	Conditional Grant	85,257,241,647.68	0.00	85,257,241,647.68
27110	Social Security	0.00	0.00	0.00
27111	Conditional Social Security Subsidy	0.00	0.00	0.00

**Economic Code wise Aggregate Expenditure (Capital)**

Upto Month: Ashad

Fiscal Year 2074/75

Ministry/Economic Code		Cash	Non Cash	Total Expenditure
101	President	20,852,547.94	0.00	20,852,547.94
	Capital	20,852,547.94	0.00	20,852,547.94
29310	Furniture & Fittings	4,499,909.73	0.00	4,499,909.73
29311	Furniture & Fixtures	4,499,909.73	0.00	4,499,909.73
29410	Vehicles	6,417,799.98	0.00	6,417,799.98
29411	Vehicles	6,417,799.98	0.00	6,417,799.98
29510	Plant & Machinery	774,782.39	0.00	774,782.39
29511	Plant & Machinery	774,782.39	0.00	774,782.39
29610	Civil Works - Construction	9,160,055.84	0.00	9,160,055.84
29611	Civil Works - Construction	9,160,055.84	0.00	9,160,055.84
102	Deputy President	4,332,111.45	0.00	4,332,111.45
	Capital	4,332,111.45	0.00	4,332,111.45
29310	Furniture & Fittings	917,915.55	0.00	917,915.55
29311	Furniture & Fixtures	917,915.55	0.00	917,915.55
29510	Plant & Machinery	667,140.70	0.00	667,140.70
29511	Plant & Machinery	667,140.70	0.00	667,140.70
29620	Capital Formation - Civil Works	2,697,335.20	0.00	2,697,335.20
29621	Capital Formation	2,697,335.20	0.00	2,697,335.20
29710	Capital Research & Consultancy	49,720.00	0.00	49,720.00
29712	Software Devloment and Purchase	49,720.00	0.00	49,720.00
202	Legislature - Parliament	96,729,063.00	0.00	96,729,063.00
	Capital	96,729,063.00	0.00	96,729,063.00
29220	Building Construction	21,747,424.00	0.00	21,747,424.00
29221	Building Construction	21,747,424.00	0.00	21,747,424.00
29310	Furniture & Fittings	10,882,455.00	0.00	10,882,455.00
29311	Furniture & Fixtures	10,882,455.00	0.00	10,882,455.00
29410	Vehicles	535,370.00	0.00	535,370.00
29411	Vehicles	535,370.00	0.00	535,370.00
29510	Plant & Machinery	31,276,625.00	0.00	31,276,625.00
29511	Plant & Machinery	31,276,625.00	0.00	31,276,625.00
29620	Capital Formation - Civil Works	30,150,177.00	0.00	30,150,177.00
29621	Capital Formation	30,150,177.00	0.00	30,150,177.00
29710	Capital Research & Consultancy	2,137,012.00	0.00	2,137,012.00
29712	Software Devloment and Purchase	2,137,012.00	0.00	2,137,012.00
204	Courts	1,003,773,480.85	0.00	1,003,773,480.85
	Capital	1,003,773,480.85	0.00	1,003,773,480.85
29220	Building Construction	587,231,256.01	0.00	587,231,256.01
29221	Building Construction	587,231,256.01	0.00	587,231,256.01
29310	Furniture & Fittings	78,320,390.58	0.00	78,320,390.58
29311	Furniture & Fixtures	78,320,390.58	0.00	78,320,390.58
29410	Vehicles	252,290,891.04	0.00	252,290,891.04
29411	Vehicles	252,290,891.04	0.00	252,290,891.04
29510	Plant & Machinery	55,694,315.99	0.00	55,694,315.99
29511	Plant & Machinery	55,694,315.99	0.00	55,694,315.99
29610	Civil Works - Construction	16,441,044.03	0.00	16,441,044.03
29611	Civil Works - Construction	16,441,044.03	0.00	16,441,044.03
29620	Capital Formation - Civil Works	7,360,878.85	0.00	7,360,878.85
29621	Capital Formation	7,360,878.85	0.00	7,360,878.85
29710	Capital Research & Consultancy	6,434,704.35	0.00	6,434,704.35
29711	Capital Research & Consultancy	4,635,254.35	0.00	4,635,254.35
29712	Software Devloment and Purchase	1,799,450.00	0.00	1,799,450.00
206	Commission for Investigation of Abuse of Authority	221,775,968.57	0.00	221,775,968.57
	Capital	221,775,968.57	0.00	221,775,968.57

## Ministry of Finance Economic Code wise Aggregate Expenditure (Capital)

Upto Month: Ashad

Fiscal Year 2074/75

Ministry/Economic Code		Cash	Non Cash	Total Expenditure
29220	Building Construction	147,845,003.95	0.00	147,845,003.95
29221	Building Construction	147,845,003.95	0.00	147,845,003.95
29310	Furniture & Fittings	20,201,631.63	0.00	20,201,631.63
29311	Furniture & Fixtures	20,201,631.63	0.00	20,201,631.63
29410	Vehicles	1,623,664.00	0.00	1,623,664.00
29411	Vehicles	1,623,664.00	0.00	1,623,664.00
29510	Plant & Machinery	52,105,668.99	0.00	52,105,668.99
29511	Plant & Machinery	52,105,668.99	0.00	52,105,668.99
208	Office of the Auditor General	227,900,652.00	0.00	227,900,652.00
	Capital	227,900,652.00	0.00	227,900,652.00
29220	Building Construction	219,667,941.00	0.00	219,667,941.00
29221	Building Construction	219,667,941.00	0.00	219,667,941.00
29310	Furniture & Fittings	1,770,218.00	0.00	1,770,218.00
29311	Furniture & Fixtures	1,770,218.00	0.00	1,770,218.00
29410	Vehicles	840,000.00	0.00	840,000.00
29411	Vehicles	840,000.00	0.00	840,000.00
29510	Plant & Machinery	4,347,054.00	0.00	4,347,054.00
29511	Plant & Machinery	4,347,054.00	0.00	4,347,054.00
29620	Capital Formation - Civil Works	1,275,439.00	0.00	1,275,439.00
29621	Capital Formation	1,275,439.00	0.00	1,275,439.00
210	Public Service Commission	53,555,496.29	0.00	53,555,496.29
	Capital	53,555,496.29	0.00	53,555,496.29
29220	Building Construction	27,953,215.68	0.00	27,953,215.68
29221	Building Construction	27,953,215.68	0.00	27,953,215.68
29310	Furniture & Fittings	7,990,372.67	0.00	7,990,372.67
29311	Furniture & Fixtures	7,990,372.67	0.00	7,990,372.67
29510	Plant & Machinery	5,560,412.86	0.00	5,560,412.86
29511	Plant & Machinery	5,560,412.86	0.00	5,560,412.86
29610	Civil Works - Construction	4,823,563.88	0.00	4,823,563.88
29611	Civil Works - Construction	4,823,563.88	0.00	4,823,563.88
29620	Capital Formation - Civil Works	5,543,746.20	0.00	5,543,746.20
29621	Capital Formation	5,543,746.20	0.00	5,543,746.20
29710	Capital Research & Consultancy	1,684,185.00	0.00	1,684,185.00
29712	Software Devloment and Purchase	1,684,185.00	0.00	1,684,185.00
212	Election Commission	420,779,784.73	0.00	420,779,784.73
	Capital	420,779,784.73	0.00	420,779,784.73
29220	Building Construction	56,448,870.14	0.00	56,448,870.14
29221	Building Construction	56,448,870.14	0.00	56,448,870.14
29310	Furniture & Fittings	6,684,037.76	0.00	6,684,037.76
29311	Furniture & Fixtures	6,684,037.76	0.00	6,684,037.76
29410	Vehicles	116,000,000.00	0.00	116,000,000.00
29411	Vehicles	116,000,000.00	0.00	116,000,000.00
29510	Plant & Machinery	236,565,824.00	0.00	236,565,824.00
29511	Plant & Machinery	236,565,824.00	0.00	236,565,824.00
29620	Capital Formation - Civil Works	5,081,052.83	0.00	5,081,052.83
29621	Capital Formation	5,081,052.83	0.00	5,081,052.83
214	National Human Rights Commission	17,180,337.56	0.00	17,180,337.56
	Capital	17,180,337.56	0.00	17,180,337.56
29310	Furniture & Fittings	1,862,555.53	0.00	1,862,555.53
29311	Furniture & Fixtures	1,862,555.53	0.00	1,862,555.53
29410	Vehicles	11,926,220.99	0.00	11,926,220.99
29411	Vehicles	11,926,220.99	0.00	11,926,220.99

## Ministry of Finance Economic Code wise Aggregate Expenditure (Capital)

Upto Month: Ashad

Fiscal Year 2074/75

Ministry/Economic Code	Cash	Non Cash	Total Expenditure
29510 Plant & Machinery	3,391,561.04	0.00	3,391,561.04
29511 Plant & Machinery	3,391,561.04	0.00	3,391,561.04
216 Office of the Attorney General	273,406,074.63	0.00	273,406,074.63
Capital	273,406,074.63	0.00	273,406,074.63
29220 Building Construction	221,567,477.03	0.00	221,567,477.03
29221 Building Construction	221,567,477.03	0.00	221,567,477.03
29310 Furniture & Fittings	8,161,539.50	0.00	8,161,539.50
29311 Furniture & Fixtures	8,161,539.50	0.00	8,161,539.50
29410 Vehicles	16,992,408.00	0.00	16,992,408.00
29411 Vehicles	16,992,408.00	0.00	16,992,408.00
29510 Plant & Machinery	7,707,446.10	0.00	7,707,446.10
29511 Plant & Machinery	7,707,446.10	0.00	7,707,446.10
29610 Civil Works - Construction	11,643,737.40	0.00	11,643,737.40
29611 Civil Works - Construction	11,643,737.40	0.00	11,643,737.40
29620 Capital Formation - Civil Works	6,346,976.60	0.00	6,346,976.60
29621 Capital Formation	6,346,976.60	0.00	6,346,976.60
29710 Capital Research & Consultancy	986,490.00	0.00	986,490.00
29712 Software Devloment and Purchase	986,490.00	0.00	986,490.00
218 Council of Justice	5,443,247.00	0.00	5,443,247.00
Capital	5,443,247.00	0.00	5,443,247.00
29310 Furniture & Fittings	308,454.00	0.00	308,454.00
29311 Furniture & Fixtures	308,454.00	0.00	308,454.00
29410 Vehicles	190,000.00	0.00	190,000.00
29411 Vehicles	190,000.00	0.00	190,000.00
29510 Plant & Machinery	586,164.00	0.00	586,164.00
29511 Plant & Machinery	586,164.00	0.00	586,164.00
29710 Capital Research & Consultancy	4,358,629.00	0.00	4,358,629.00
29712 Software Devloment and Purchase	4,358,629.00	0.00	4,358,629.00
220 National Natural Resources and Fiscal Commission	70,813,974.00	0.00	70,813,974.00
Capital	70,813,974.00	0.00	70,813,974.00
29310 Furniture & Fittings	4,492,946.00	0.00	4,492,946.00
29311 Furniture & Fixtures	4,492,946.00	0.00	4,492,946.00
29410 Vehicles	62,094,613.00	0.00	62,094,613.00
29411 Vehicles	62,094,613.00	0.00	62,094,613.00
29510 Plant & Machinery	3,474,965.00	0.00	3,474,965.00
29511 Plant & Machinery	3,474,965.00	0.00	3,474,965.00
29710 Capital Research & Consultancy	751,450.00	0.00	751,450.00
29712 Software Devloment and Purchase	751,450.00	0.00	751,450.00
250 Chief of State	69,580,907.38	0.00	69,580,907.38
Capital	69,580,907.38	0.00	69,580,907.38
29310 Furniture & Fittings	16,125,832.50	0.00	16,125,832.50
29311 Furniture & Fixtures	16,125,832.50	0.00	16,125,832.50
29410 Vehicles	33,094,040.00	0.00	33,094,040.00
29411 Vehicles	33,094,040.00	0.00	33,094,040.00
29510 Plant & Machinery	11,053,313.00	0.00	11,053,313.00
29511 Plant & Machinery	11,053,313.00	0.00	11,053,313.00
29610 Civil Works - Construction	3,347,404.00	0.00	3,347,404.00
29611 Civil Works - Construction	3,347,404.00	0.00	3,347,404.00
29620 Capital Formation - Civil Works	5,960,317.88	0.00	5,960,317.88
29621 Capital Formation	5,960,317.88	0.00	5,960,317.88
301 Prime Minister and Council of Minister's Office	23,013,945,532.44	837,537,663.61	23,851,483,196.05
Capital	23,013,945,532.44	837,537,663.61	23,851,483,196.05

**Ministry of Finance**  
**Economic Code wise Aggregate Expenditure (Capital)**

Upto Month: Ashad

Fiscal Year 2074/75

Ministry/Economic Code		Cash	Non Cash	Total Expenditure
29110	Land Acquisition	472,915,929.04	0.00	472,915,929.04
29111	Land Acquisition	472,915,929.04	0.00	472,915,929.04
29220	Building Construction	16,024,210,898.75	0.00	16,024,210,898.75
29221	Building Construction	16,024,210,898.75	0.00	16,024,210,898.75
29230	Capital Formation - Building	7,180,542.24	0.00	7,180,542.24
29231	Capital Formation - Building	7,180,542.24	0.00	7,180,542.24
29310	Furniture & Fittings	110,634,708.99	0.00	110,634,708.99
29311	Furniture & Fixtures	110,634,708.99	0.00	110,634,708.99
29410	Vehicles	229,499,109.05	0.00	229,499,109.05
29411	Vehicles	229,499,109.05	0.00	229,499,109.05
29510	Plant & Machinery	180,433,446.61	53,175,209.20	233,608,655.81
29511	Plant & Machinery	180,433,446.61	53,175,209.20	233,608,655.81
29610	Civil Works - Construction	5,057,670,043.42	293,737,530.09	5,351,407,573.51
29611	Civil Works - Construction	5,057,670,043.42	293,737,530.09	5,351,407,573.51
29710	Capital Research & Consultancy	931,400,854.34	490,624,924.32	1,422,025,778.66
29711	Capital Research & Consultancy	859,333,137.34	122,207,803.42	981,540,940.76
29712	Software Devloment and Purchase	72,067,717.00	368,417,120.90	440,484,837.90
305	Ministry of Finance	1,046,964,279.47	0.00	1,046,964,279.47
	Capital	1,046,964,279.47	0.00	1,046,964,279.47
29110	Land Acquisition	28,280,000.00	0.00	28,280,000.00
29111	Land Acquisition	28,280,000.00	0.00	28,280,000.00
29220	Building Construction	426,950,392.18	0.00	426,950,392.18
29221	Building Construction	426,950,392.18	0.00	426,950,392.18
29230	Capital Formation - Building	29,597,692.28	0.00	29,597,692.28
29231	Capital Formation - Building	29,597,692.28	0.00	29,597,692.28
29310	Furniture & Fittings	69,124,030.11	0.00	69,124,030.11
29311	Furniture & Fixtures	69,124,030.11	0.00	69,124,030.11
29410	Vehicles	152,032,093.83	0.00	152,032,093.83
29411	Vehicles	152,032,093.83	0.00	152,032,093.83
29510	Plant & Machinery	192,650,830.45	0.00	192,650,830.45
29511	Plant & Machinery	192,650,830.45	0.00	192,650,830.45
29610	Civil Works - Construction	103,295,596.65	0.00	103,295,596.65
29611	Civil Works - Construction	103,295,596.65	0.00	103,295,596.65
29620	Capital Formation - Civil Works	30,338,321.01	0.00	30,338,321.01
29621	Capital Formation	30,338,321.01	0.00	30,338,321.01
29710	Capital Research & Consultancy	14,695,322.96	0.00	14,695,322.96
29711	Capital Research & Consultancy	5,285,900.00	0.00	5,285,900.00
29712	Software Devloment and Purchase	9,409,422.96	0.00	9,409,422.96
306	Ministry of Supply	31,758,171.11	0.00	31,758,171.11
	Capital	31,758,171.11	0.00	31,758,171.11
29230	Capital Formation - Building	5,000,000.00	0.00	5,000,000.00
29231	Capital Formation - Building	5,000,000.00	0.00	5,000,000.00
29310	Furniture & Fittings	1,367,465.50	0.00	1,367,465.50
29311	Furniture & Fixtures	1,367,465.50	0.00	1,367,465.50
29410	Vehicles	6,847,400.00	0.00	6,847,400.00
29411	Vehicles	6,847,400.00	0.00	6,847,400.00
29510	Plant & Machinery	3,854,772.11	0.00	3,854,772.11
29511	Plant & Machinery	3,854,772.11	0.00	3,854,772.11
29620	Capital Formation - Civil Works	9,994,544.50	0.00	9,994,544.50
29621	Capital Formation	9,994,544.50	0.00	9,994,544.50
29710	Capital Research & Consultancy	4,693,989.00	0.00	4,693,989.00
29712	Software Devloment and Purchase	4,693,989.00	0.00	4,693,989.00

**Ministry of Finance**  
**Economic Code wise Aggregate Expenditure (Capital)**

Upto Month: Ashad

Fiscal Year 2074/75

Ministry/Economic Code		Cash	Non Cash	Total Expenditure
307	Ministry of Industry	2,124,764,991.10	0.00	2,124,764,991.10
	Capital	2,124,764,991.10	0.00	2,124,764,991.10
29220	Building Construction	145,602,913.56	0.00	145,602,913.56
29221	Building Construction	145,602,913.56	0.00	145,602,913.56
29230	Capital Formation - Building	25,163,695.69	0.00	25,163,695.69
29231	Capital Formation - Building	25,163,695.69	0.00	25,163,695.69
29310	Furniture & Fittings	16,040,337.37	0.00	16,040,337.37
29311	Furniture & Fixtures	16,040,337.37	0.00	16,040,337.37
29410	Vehicles	44,180,367.99	0.00	44,180,367.99
29411	Vehicles	44,180,367.99	0.00	44,180,367.99
29510	Plant & Machinery	425,684,375.51	0.00	425,684,375.51
29511	Plant & Machinery	425,684,375.51	0.00	425,684,375.51
29610	Civil Works - Construction	1,384,126,785.10	0.00	1,384,126,785.10
29611	Civil Works - Construction	1,384,126,785.10	0.00	1,384,126,785.10
29620	Capital Formation - Civil Works	7,774,140.46	0.00	7,774,140.46
29621	Capital Formation	7,774,140.46	0.00	7,774,140.46
29710	Capital Research & Consultancy	76,192,375.42	0.00	76,192,375.42
29711	Capital Research & Consultancy	64,194,094.52	0.00	64,194,094.52
29712	Software Devloment and Purchase	11,998,280.90	0.00	11,998,280.90
308	Ministry of Energy	20,540,031,787.76	46,466,350.00	20,586,498,137.76
	Capital	20,540,031,787.76	46,466,350.00	20,586,498,137.76
29110	Land Acquisition	20,020,573,378.00	0.00	20,020,573,378.00
29111	Land Acquisition	20,020,573,378.00	0.00	20,020,573,378.00
29220	Building Construction	38,533,702.00	0.00	38,533,702.00
29221	Building Construction	38,533,702.00	0.00	38,533,702.00
29310	Furniture & Fittings	9,203,274.76	0.00	9,203,274.76
29311	Furniture & Fixtures	9,203,274.76	0.00	9,203,274.76
29410	Vehicles	30,210,985.99	0.00	30,210,985.99
29411	Vehicles	30,210,985.99	0.00	30,210,985.99
29510	Plant & Machinery	10,589,200.00	0.00	10,589,200.00
29511	Plant & Machinery	10,589,200.00	0.00	10,589,200.00
29610	Civil Works - Construction	26,919,605.70	0.00	26,919,605.70
29611	Civil Works - Construction	26,919,605.70	0.00	26,919,605.70
29710	Capital Research & Consultancy	404,001,641.31	46,466,350.00	450,467,991.31
29711	Capital Research & Consultancy	401,840,177.31	46,466,350.00	448,306,527.31
29712	Software Devloment and Purchase	2,161,464.00	0.00	2,161,464.00
311	Ministry of Law, Justice and Parliamentary Affairs	8,305,757.20	0.00	8,305,757.20
	Capital	8,305,757.20	0.00	8,305,757.20
29230	Capital Formation - Building	1,227,123.50	0.00	1,227,123.50
29231	Capital Formation - Building	1,227,123.50	0.00	1,227,123.50
29310	Furniture & Fittings	3,469,465.00	0.00	3,469,465.00
29311	Furniture & Fixtures	3,469,465.00	0.00	3,469,465.00
29410	Vehicles	1,037,598.00	0.00	1,037,598.00
29411	Vehicles	1,037,598.00	0.00	1,037,598.00
29510	Plant & Machinery	1,789,570.70	0.00	1,789,570.70
29511	Plant & Machinery	1,789,570.70	0.00	1,789,570.70
29620	Capital Formation - Civil Works	782,000.00	0.00	782,000.00
29621	Capital Formation	782,000.00	0.00	782,000.00
312	Ministry of Agriculture Development	2,960,117,449.17	778,279.59	2,960,895,728.76
	Capital	2,960,117,449.17	778,279.59	2,960,895,728.76
29220	Building Construction	920,617,256.31	0.00	920,617,256.31
29221	Building Construction	920,617,256.31	0.00	920,617,256.31
29230	Capital Formation - Building	116,562,736.38	0.00	116,562,736.38

## Ministry of Finance Economic Code wise Aggregate Expenditure (Capital)

Upto Month: Ashad

Fiscal Year 2074/75

Ministry/Economic Code	Cash	Non Cash	Total Expenditure
29231 Capital Formation - Building	116,562,736.38	0.00	116,562,736.38
29310 Furniture & Fittings	92,656,050.44	0.00	92,656,050.44
29311 Furniture & Fixtures	92,656,050.44	0.00	92,656,050.44
29410 Vehicles	221,279,946.85	0.00	221,279,946.85
29411 Vehicles	221,279,946.85	0.00	221,279,946.85
29510 Plant & Machinery	590,646,571.90	778,279.59	591,424,851.49
29511 Plant & Machinery	590,646,571.90	778,279.59	591,424,851.49
29610 Civil Works - Construction	889,409,832.87	0.00	889,409,832.87
29611 Civil Works - Construction	889,409,832.87	0.00	889,409,832.87
29620 Capital Formation - Civil Works	106,062,004.87	0.00	106,062,004.87
29621 Capital Formation	106,062,004.87	0.00	106,062,004.87
29710 Capital Research & Consultancy	22,883,049.55	0.00	22,883,049.55
29711 Capital Research & Consultancy	7,083,700.30	0.00	7,083,700.30
29712 Software Devloment and Purchase	15,799,349.25	0.00	15,799,349.25
313 Ministry of drinking and sanitation	17,379,298,528.62	1,282,710,999.80	18,662,009,528.42
Capital	17,379,298,528.62	1,282,710,999.80	18,662,009,528.42
29110 Land Acquisition	17,584,088.00	0.00	17,584,088.00
29111 Land Acquisition	17,584,088.00	0.00	17,584,088.00
29220 Building Construction	11,004,689.67	0.00	11,004,689.67
29221 Building Construction	11,004,689.67	0.00	11,004,689.67
29230 Capital Formation - Building	28,490,540.30	0.00	28,490,540.30
29231 Capital Formation - Building	28,490,540.30	0.00	28,490,540.30
29310 Furniture & Fittings	11,660,219.12	0.00	11,660,219.12
29311 Furniture & Fixtures	11,660,219.12	0.00	11,660,219.12
29410 Vehicles	28,226,184.00	0.00	28,226,184.00
29411 Vehicles	28,226,184.00	0.00	28,226,184.00
29510 Plant & Machinery	31,179,438.52	0.00	31,179,438.52
29511 Plant & Machinery	31,179,438.52	0.00	31,179,438.52
29610 Civil Works - Construction	16,425,030,266.30	1,147,376,879.33	17,572,407,145.63
29611 Civil Works - Construction	16,425,030,266.30	1,147,376,879.33	17,572,407,145.63
29620 Capital Formation - Civil Works	51,567,641.09	0.00	51,567,641.09
29621 Capital Formation	51,567,641.09	0.00	51,567,641.09
29710 Capital Research & Consultancy	774,555,461.62	135,334,120.47	909,889,582.09
29711 Capital Research & Consultancy	773,081,593.82	135,334,120.47	908,415,714.29
29712 Software Devloment and Purchase	1,473,867.80	0.00	1,473,867.80
314 Ministry of Home	4,798,272,861.70	0.00	4,798,272,861.70
Capital	4,798,272,861.70	0.00	4,798,272,861.70
29110 Land Acquisition	440,264,295.00	0.00	440,264,295.00
29111 Land Acquisition	440,264,295.00	0.00	440,264,295.00
29210 Building - Purchase	30,000,000.00	0.00	30,000,000.00
29211 Building Purchase	30,000,000.00	0.00	30,000,000.00
29220 Building Construction	1,858,022,271.89	0.00	1,858,022,271.89
29221 Building Construction	1,858,022,271.89	0.00	1,858,022,271.89
29230 Capital Formation - Building	87,525,969.35	0.00	87,525,969.35
29231 Capital Formation - Building	87,525,969.35	0.00	87,525,969.35
29310 Furniture & Fittings	201,244,867.14	0.00	201,244,867.14
29311 Furniture & Fixtures	201,244,867.14	0.00	201,244,867.14
29410 Vehicles	804,239,117.22	0.00	804,239,117.22
29411 Vehicles	804,239,117.22	0.00	804,239,117.22
29510 Plant & Machinery	1,017,556,256.96	0.00	1,017,556,256.96
29511 Plant & Machinery	1,017,556,256.96	0.00	1,017,556,256.96
29610 Civil Works - Construction	215,371,539.42	0.00	215,371,539.42

**Ministry of Finance**  
**Economic Code wise Aggregate Expenditure (Capital)**

Upto Month: Ashad

Fiscal Year 2074/75

Ministry/Economic Code	Cash	Non Cash	Total Expenditure
29611 Civil Works - Construction	215,371,539.42	0.00	215,371,539.42
29620 Capital Formation - Civil Works	103,837,107.56	0.00	103,837,107.56
29621 Capital Formation	103,837,107.56	0.00	103,837,107.56
29710 Capital Research & Consultancy	40,211,437.16	0.00	40,211,437.16
29711 Capital Research & Consultancy	1,610,826.00	0.00	1,610,826.00
29712 Software Devloment and Purchase	38,600,611.16	0.00	38,600,611.16
325 Ministry of Culture, Tourism and Civil Aviation	883,863,332.32	0.00	883,863,332.32
Capital	883,863,332.32	0.00	883,863,332.32
29110 Land Acquisition	211,696,652.00	0.00	211,696,652.00
29111 Land Acquisition	211,696,652.00	0.00	211,696,652.00
29220 Building Construction	28,340,659.98	0.00	28,340,659.98
29221 Building Construction	28,340,659.98	0.00	28,340,659.98
29230 Capital Formation - Building	7,185,983.42	0.00	7,185,983.42
29231 Capital Formation - Building	7,185,983.42	0.00	7,185,983.42
29310 Furniture & Fittings	14,452,776.39	0.00	14,452,776.39
29311 Furniture & Fixtures	14,452,776.39	0.00	14,452,776.39
29410 Vehicles	11,305,224.00	0.00	11,305,224.00
29411 Vehicles	11,305,224.00	0.00	11,305,224.00
29510 Plant & Machinery	23,547,429.67	0.00	23,547,429.67
29511 Plant & Machinery	23,547,429.67	0.00	23,547,429.67
29610 Civil Works - Construction	329,038,439.71	0.00	329,038,439.71
29611 Civil Works - Construction	329,038,439.71	0.00	329,038,439.71
29620 Capital Formation - Civil Works	246,665,677.55	0.00	246,665,677.55
29621 Capital Formation	246,665,677.55	0.00	246,665,677.55
29710 Capital Research & Consultancy	11,630,489.60	0.00	11,630,489.60
29711 Capital Research & Consultancy	8,460,500.64	0.00	8,460,500.64
29712 Software Devloment and Purchase	3,169,988.96	0.00	3,169,988.96
326 Ministry of Foreign Affairs	1,520,970,261.65	0.00	1,520,970,261.65
Capital	1,520,970,261.65	0.00	1,520,970,261.65
29110 Land Acquisition	161,974,000.00	0.00	161,974,000.00
29111 Land Acquisition	161,974,000.00	0.00	161,974,000.00
29210 Building - Purchase	850,000,000.00	0.00	850,000,000.00
29211 Building Purchase	850,000,000.00	0.00	850,000,000.00
29220 Building Construction	279,299,567.00	0.00	279,299,567.00
29221 Building Construction	279,299,567.00	0.00	279,299,567.00
29310 Furniture & Fittings	35,843,168.50	0.00	35,843,168.50
29311 Furniture & Fixtures	35,843,168.50	0.00	35,843,168.50
29410 Vehicles	41,908,200.00	0.00	41,908,200.00
29411 Vehicles	41,908,200.00	0.00	41,908,200.00
29510 Plant & Machinery	40,548,137.60	0.00	40,548,137.60
29511 Plant & Machinery	40,548,137.60	0.00	40,548,137.60
29610 Civil Works - Construction	57,628,703.00	0.00	57,628,703.00
29611 Civil Works - Construction	57,628,703.00	0.00	57,628,703.00
29620 Capital Formation - Civil Works	51,332,205.55	0.00	51,332,205.55
29621 Capital Formation	51,332,205.55	0.00	51,332,205.55
29710 Capital Research & Consultancy	2,436,280.00	0.00	2,436,280.00
29712 Software Devloment and Purchase	2,436,280.00	0.00	2,436,280.00
327 Ministry of Livestock Development	1,269,355,993.16	0.00	1,269,355,993.16
Capital	1,269,355,993.16	0.00	1,269,355,993.16
29220 Building Construction	774,713,333.21	0.00	774,713,333.21
29221 Building Construction	774,713,333.21	0.00	774,713,333.21



**Ministry of Finance**  
**Economic Code wise Aggregate Expenditure (Capital)**

Upto Month: Ashad

Fiscal Year 2074/75

Ministry/Economic Code	Cash	Non Cash	Total Expenditure
29230 Capital Formation - Building	8,962,059.01	0.00	8,962,059.01
29231 Capital Formation - Building	8,962,059.01	0.00	8,962,059.01
29310 Furniture & Fittings	21,562,730.51	0.00	21,562,730.51
29311 Furniture & Fixtures	21,562,730.51	0.00	21,562,730.51
29410 Vehicles	133,996,883.41	0.00	133,996,883.41
29411 Vehicles	133,996,883.41	0.00	133,996,883.41
29510 Plant & Machinery	212,225,767.37	0.00	212,225,767.37
29511 Plant & Machinery	212,225,767.37	0.00	212,225,767.37
29610 Civil Works - Construction	95,971,870.82	0.00	95,971,870.82
29611 Civil Works - Construction	95,971,870.82	0.00	95,971,870.82
29620 Capital Formation - Civil Works	21,240,376.83	0.00	21,240,376.83
29621 Capital Formation	21,240,376.83	0.00	21,240,376.83
29710 Capital Research & Consultancy	682,972.00	0.00	682,972.00
29712 Software Development and Purchase	682,972.00	0.00	682,972.00
329 Ministry of Forestry and Soil Conservation	3,749,322,952.14	78,872,232.31	3,828,195,184.45
Capital	3,749,322,952.14	78,872,232.31	3,828,195,184.45
21110 Wages and salaries in cash	0.00	0.00	0.00
21111 Salary	0.00	0.00	0.00
21113 Dearness Allowance	0.00	0.00	0.00
21119 Other Allowance	0.00	0.00	0.00
29220 Building Construction	460,231,981.67	0.00	460,231,981.67
29221 Building Construction	460,231,981.67	0.00	460,231,981.67
29230 Capital Formation - Building	10,844,455.06	0.00	10,844,455.06
29231 Capital Formation - Building	10,844,455.06	0.00	10,844,455.06
29310 Furniture & Fittings	26,612,218.70	47,912.00	26,660,130.70
29311 Furniture & Fixtures	26,612,218.70	47,912.00	26,660,130.70
29410 Vehicles	60,964,414.00	479,800.00	61,444,214.00
29411 Vehicles	60,964,414.00	479,800.00	61,444,214.00
29510 Plant & Machinery	92,474,690.08	890,178.00	93,364,868.08
29511 Plant & Machinery	92,474,690.08	890,178.00	93,364,868.08
29610 Civil Works - Construction	2,962,436,029.55	0.00	2,962,436,029.55
29611 Civil Works - Construction	2,962,436,029.55	0.00	2,962,436,029.55
29620 Capital Formation - Civil Works	5,362,066.00	0.00	5,362,066.00
29621 Capital Formation	5,362,066.00	0.00	5,362,066.00
29710 Capital Research & Consultancy	130,397,097.08	77,454,342.31	207,851,439.39
29711 Capital Research & Consultancy	125,252,349.08	77,454,342.31	202,706,691.39
29712 Software Development and Purchase	5,144,748.00	0.00	5,144,748.00
330 Ministry of Commerce	301,079,837.09	35,273,904.64	336,353,741.73
Capital	301,079,837.09	35,273,904.64	336,353,741.73
29220 Building Construction	11,550,199.37	0.00	11,550,199.37
29221 Building Construction	11,550,199.37	0.00	11,550,199.37
29230 Capital Formation - Building	3,010,946.32	0.00	3,010,946.32
29231 Capital Formation - Building	3,010,946.32	0.00	3,010,946.32
29310 Furniture & Fittings	4,923,249.25	0.00	4,923,249.25
29311 Furniture & Fixtures	4,923,249.25	0.00	4,923,249.25
29410 Vehicles	8,101,870.00	0.00	8,101,870.00
29411 Vehicles	8,101,870.00	0.00	8,101,870.00
29510 Plant & Machinery	36,552,851.29	0.00	36,552,851.29
29511 Plant & Machinery	36,552,851.29	0.00	36,552,851.29
29610 Civil Works - Construction	189,811,802.61	0.00	189,811,802.61
29611 Civil Works - Construction	189,811,802.61	0.00	189,811,802.61
29710 Capital Research & Consultancy	47,128,918.25	35,273,904.64	82,402,822.89

**Ministry of Finance**  
**Economic Code wise Aggregate Expenditure (Capital)**

Upto Month: Ashad

Fiscal Year 2074/75

Ministry/Economic Code		Cash	Non Cash	Total Expenditure	
	29711	Capital Research & Consultancy	29,322,367.25	35,273,904.64	64,596,271.89
	29712	Software Devloment and Purchase	17,806,551.00	0.00	17,806,551.00
331		Ministry of Population and environment	437,075,536.77	266,819,125.86	703,894,662.63
		Capital	437,075,536.77	266,819,125.86	703,894,662.63
	29110	Land Acquisition	651,413.00	0.00	651,413.00
	29111	Land Acquisition	651,413.00	0.00	651,413.00
	29220	Building Construction	153,702,293.85	0.00	153,702,293.85
	29221	Building Construction	153,702,293.85	0.00	153,702,293.85
	29230	Capital Formation - Building	1,852,354.59	0.00	1,852,354.59
	29231	Capital Formation - Building	1,852,354.59	0.00	1,852,354.59
	29310	Furniture & Fittings	2,402,548.20	0.00	2,402,548.20
	29311	Furniture & Fixtures	2,402,548.20	0.00	2,402,548.20
	29410	Vehicles	3,894,536.16	0.00	3,894,536.16
	29411	Vehicles	3,894,536.16	0.00	3,894,536.16
	29510	Plant & Machinery	217,631,294.38	266,819,125.86	484,450,420.24
	29511	Plant & Machinery	217,631,294.38	266,819,125.86	484,450,420.24
	29610	Civil Works - Construction	27,438,799.51	0.00	27,438,799.51
	29611	Civil Works - Construction	27,438,799.51	0.00	27,438,799.51
	29620	Capital Formation - Civil Works	2,826,921.65	0.00	2,826,921.65
	29621	Capital Formation	2,826,921.65	0.00	2,826,921.65
	29710	Capital Research & Consultancy	26,675,375.43	0.00	26,675,375.43
	29711	Capital Research & Consultancy	26,079,051.43	0.00	26,079,051.43
	29712	Software Devloment and Purchase	596,324.00	0.00	596,324.00
332		Ministry of Science & Technology	786,341,119.20	0.00	786,341,119.20
		Capital	786,341,119.20	0.00	786,341,119.20
	29220	Building Construction	22,961,239.36	0.00	22,961,239.36
	29221	Building Construction	22,961,239.36	0.00	22,961,239.36
	29230	Capital Formation - Building	1,754,081.00	0.00	1,754,081.00
	29231	Capital Formation - Building	1,754,081.00	0.00	1,754,081.00
	29310	Furniture & Fittings	9,215,431.90	0.00	9,215,431.90
	29311	Furniture & Fixtures	9,215,431.90	0.00	9,215,431.90
	29410	Vehicles	16,453,700.47	0.00	16,453,700.47
	29411	Vehicles	16,453,700.47	0.00	16,453,700.47
	29510	Plant & Machinery	422,968,280.00	0.00	422,968,280.00
	29511	Plant & Machinery	422,968,280.00	0.00	422,968,280.00
	29610	Civil Works - Construction	1,466,573.00	0.00	1,466,573.00
	29611	Civil Works - Construction	1,466,573.00	0.00	1,466,573.00
	29620	Capital Formation - Civil Works	1,645,462.00	0.00	1,645,462.00
	29621	Capital Formation	1,645,462.00	0.00	1,645,462.00
	29710	Capital Research & Consultancy	309,876,351.47	0.00	309,876,351.47
	29711	Capital Research & Consultancy	36,221,875.00	0.00	36,221,875.00
	29712	Software Devloment and Purchase	273,654,476.47	0.00	273,654,476.47
336		Ministry of Land Reforms and Management	910,212,615.90	0.00	910,212,615.90
		Capital	910,212,615.90	0.00	910,212,615.90
	29220	Building Construction	333,902,821.99	0.00	333,902,821.99
	29221	Building Construction	333,902,821.99	0.00	333,902,821.99
	29230	Capital Formation - Building	18,920,987.66	0.00	18,920,987.66
	29231	Capital Formation - Building	18,920,987.66	0.00	18,920,987.66
	29310	Furniture & Fittings	114,227,040.50	0.00	114,227,040.50
	29311	Furniture & Fixtures	114,227,040.50	0.00	114,227,040.50
	29410	Vehicles	94,217,660.05	0.00	94,217,660.05

**Ministry of Finance**  
**Economic Code wise Aggregate Expenditure (Capital)**

Upto Month: Ashad

Fiscal Year 2074/75

Ministry/Economic Code	Cash	Non Cash	Total Expenditure
29411 Vehicles	94,217,660.05	0.00	94,217,660.05
29510 Plant & Machinery	176,429,783.64	0.00	176,429,783.64
29511 Plant & Machinery	176,429,783.64	0.00	176,429,783.64
29610 Civil Works - Construction	169,237,755.06	0.00	169,237,755.06
29611 Civil Works - Construction	169,237,755.06	0.00	169,237,755.06
29620 Capital Formation - Civil Works	2,781,327.00	0.00	2,781,327.00
29621 Capital Formation	2,781,327.00	0.00	2,781,327.00
29710 Capital Research & Consultancy	495,240.00	0.00	495,240.00
29712 Software Devloment and Purchase	495,240.00	0.00	495,240.00
337 Ministry of Physical Infrastructure and Transport	93,332,820,806.31	2,679,291,930.60	96,012,112,736.91
Capital	93,332,820,806.31	2,679,291,930.60	96,012,112,736.91
29110 Land Acquisition	6,083,448,542.21	0.00	6,083,448,542.21
29111 Land Acquisition	6,083,448,542.21	0.00	6,083,448,542.21
29220 Building Construction	80,881,071.55	0.00	80,881,071.55
29221 Building Construction	80,881,071.55	0.00	80,881,071.55
29230 Capital Formation - Building	931,436.00	0.00	931,436.00
29231 Capital Formation - Building	931,436.00	0.00	931,436.00
29310 Furniture & Fittings	15,917,894.35	0.00	15,917,894.35
29311 Furniture & Fixtures	15,917,894.35	0.00	15,917,894.35
29410 Vehicles	33,320,553.00	0.00	33,320,553.00
29411 Vehicles	33,320,553.00	0.00	33,320,553.00
29510 Plant & Machinery	428,366,337.24	66,517,590.57	494,883,927.81
29511 Plant & Machinery	428,366,337.24	66,517,590.57	494,883,927.81
29610 Civil Works - Construction	84,067,858,076.91	2,268,384,566.53	86,336,242,643.44
29611 Civil Works - Construction	84,067,858,076.91	2,268,384,566.53	86,336,242,643.44
29620 Capital Formation - Civil Works	35,668,696.93	0.00	35,668,696.93
29621 Capital Formation	35,668,696.93	0.00	35,668,696.93
29710 Capital Research & Consultancy	2,586,428,198.12	344,389,773.50	2,930,817,971.62
29711 Capital Research & Consultancy	2,586,428,198.12	344,389,773.50	2,930,817,971.62
340 Ministry of Women, Children & Social Welfare	120,653,200.29	0.00	120,653,200.29
Capital	120,653,200.29	0.00	120,653,200.29
29220 Building Construction	85,921,337.57	0.00	85,921,337.57
29221 Building Construction	85,921,337.57	0.00	85,921,337.57
29230 Capital Formation - Building	1,158,195.82	0.00	1,158,195.82
29231 Capital Formation - Building	1,158,195.82	0.00	1,158,195.82
29310 Furniture & Fittings	13,775,013.40	0.00	13,775,013.40
29311 Furniture & Fixtures	13,775,013.40	0.00	13,775,013.40
29410 Vehicles	6,965,490.00	0.00	6,965,490.00
29411 Vehicles	6,965,490.00	0.00	6,965,490.00
29510 Plant & Machinery	9,367,162.50	0.00	9,367,162.50
29511 Plant & Machinery	9,367,162.50	0.00	9,367,162.50
29710 Capital Research & Consultancy	3,466,001.00	0.00	3,466,001.00
29712 Software Devloment and Purchase	3,466,001.00	0.00	3,466,001.00
343 Ministry of Youth and Sports	14,608,163.79	0.00	14,608,163.79
Capital	14,608,163.79	0.00	14,608,163.79
29310 Furniture & Fittings	1,119,439.00	0.00	1,119,439.00
29311 Furniture & Fixtures	1,119,439.00	0.00	1,119,439.00
29410 Vehicles	11,973,874.00	0.00	11,973,874.00
29411 Vehicles	11,973,874.00	0.00	11,973,874.00
29510 Plant & Machinery	1,379,313.19	0.00	1,379,313.19
29511 Plant & Machinery	1,379,313.19	0.00	1,379,313.19
29620 Capital Formation - Civil Works	135,537.60	0.00	135,537.60

**Ministry of Finance**  
**Economic Code wise Aggregate Expenditure (Capital)**

Upto Month: Ashad

Fiscal Year 2074/75

Ministry/Economic Code		Cash	Non Cash	Total Expenditure
	29621 Capital Formation	135,537.60	0.00	135,537.60
345	Ministry of Defence	9,572,568,287.98	0.00	9,572,568,287.98
	Capital	9,572,568,287.98	0.00	9,572,568,287.98
	29110 Land Acquisition	578,974,026.00	0.00	578,974,026.00
	29111 Land Acquisition	578,974,026.00	0.00	578,974,026.00
	29220 Building Construction	1,817,483,975.18	0.00	1,817,483,975.18
	29221 Building Construction	1,817,483,975.18	0.00	1,817,483,975.18
	29230 Capital Formation - Building	30,749,989.00	0.00	30,749,989.00
	29231 Capital Formation - Building	30,749,989.00	0.00	30,749,989.00
	29310 Furniture & Fittings	47,607,494.80	0.00	47,607,494.80
	29311 Furniture & Fixtures	47,607,494.80	0.00	47,607,494.80
	29410 Vehicles	3,669,084,575.00	0.00	3,669,084,575.00
	29411 Vehicles	3,669,084,575.00	0.00	3,669,084,575.00
	29510 Plant & Machinery	3,345,915,308.00	0.00	3,345,915,308.00
	29511 Plant & Machinery	3,345,915,308.00	0.00	3,345,915,308.00
	29610 Civil Works - Construction	72,126,985.00	0.00	72,126,985.00
	29611 Civil Works - Construction	72,126,985.00	0.00	72,126,985.00
	29620 Capital Formation - Civil Works	9,128,745.00	0.00	9,128,745.00
	29621 Capital Formation	9,128,745.00	0.00	9,128,745.00
	29710 Capital Research & Consultancy	1,497,190.00	0.00	1,497,190.00
	29712 Software Development and Purchase	1,497,190.00	0.00	1,497,190.00
347	Ministry of Urban Development	20,665,569,659.55	163,308,964.19	20,828,878,623.74
	Capital	20,665,569,659.55	163,308,964.19	20,828,878,623.74
	29110 Land Acquisition	479,658,109.98	0.00	479,658,109.98
	29111 Land Acquisition	479,658,109.98	0.00	479,658,109.98
	29220 Building Construction	4,377,696,750.91	0.00	4,377,696,750.91
	29221 Building Construction	4,377,696,750.91	0.00	4,377,696,750.91
	29230 Capital Formation - Building	29,557,065.00	0.00	29,557,065.00
	29231 Capital Formation - Building	29,557,065.00	0.00	29,557,065.00
	29310 Furniture & Fittings	139,398,986.65	0.00	139,398,986.65
	29311 Furniture & Fixtures	139,398,986.65	0.00	139,398,986.65
	29410 Vehicles	127,023,136.02	2,241,900.00	129,265,036.02
	29411 Vehicles	127,023,136.02	2,241,900.00	129,265,036.02
	29510 Plant & Machinery	68,629,058.71	0.00	68,629,058.71
	29511 Plant & Machinery	68,629,058.71	0.00	68,629,058.71
	29610 Civil Works - Construction	14,229,424,522.77	44,437,759.11	14,273,862,281.88
	29611 Civil Works - Construction	14,229,424,522.77	44,437,759.11	14,273,862,281.88
	29620 Capital Formation - Civil Works	507,817,909.01	0.00	507,817,909.01
	29621 Capital Formation	507,817,909.01	0.00	507,817,909.01
	29710 Capital Research & Consultancy	706,364,120.50	116,629,305.08	822,993,425.58
	29711 Capital Research & Consultancy	705,681,664.50	116,629,305.08	822,310,969.58
	29712 Software Development and Purchase	682,456.00	0.00	682,456.00
349	Ministry of Peace & Reconstruction	609,124,023.93	0.00	609,124,023.93
	Capital	609,124,023.93	0.00	609,124,023.93
	29220 Building Construction	504,897,476.93	0.00	504,897,476.93
	29221 Building Construction	504,897,476.93	0.00	504,897,476.93
	29230 Capital Formation - Building	500,000.00	0.00	500,000.00
	29231 Capital Formation - Building	500,000.00	0.00	500,000.00
	29310 Furniture & Fittings	2,101,343.00	0.00	2,101,343.00
	29311 Furniture & Fixtures	2,101,343.00	0.00	2,101,343.00
	29410 Vehicles	1,646,900.00	0.00	1,646,900.00

**Ministry of Finance**  
**Economic Code wise Aggregate Expenditure (Capital)**

Upto Month: Ashad

Fiscal Year 2074/75

Ministry/Economic Code	Cash	Non Cash	Total Expenditure
29411 Vehicles	1,646,900.00	0.00	1,646,900.00
29510 Plant & Machinery	3,696,863.00	0.00	3,696,863.00
29511 Plant & Machinery	3,696,863.00	0.00	3,696,863.00
29610 Civil Works - Construction	95,507,561.00	0.00	95,507,561.00
29611 Civil Works - Construction	95,507,561.00	0.00	95,507,561.00
29710 Capital Research & Consultancy	773,880.00	0.00	773,880.00
29712 Software Development and Purchase	773,880.00	0.00	773,880.00
350 Ministry of Education	243,818,583.75	0.00	243,818,583.75
Capital	243,818,583.75	0.00	243,818,583.75
29220 Building Construction	94,188,516.77	0.00	94,188,516.77
29221 Building Construction	94,188,516.77	0.00	94,188,516.77
29230 Capital Formation - Building	21,606,119.06	0.00	21,606,119.06
29231 Capital Formation - Building	21,606,119.06	0.00	21,606,119.06
29310 Furniture & Fittings	25,254,530.68	0.00	25,254,530.68
29311 Furniture & Fixtures	25,254,530.68	0.00	25,254,530.68
29410 Vehicles	54,235,350.88	0.00	54,235,350.88
29411 Vehicles	54,235,350.88	0.00	54,235,350.88
29510 Plant & Machinery	43,577,911.40	0.00	43,577,911.40
29511 Plant & Machinery	43,577,911.40	0.00	43,577,911.40
29610 Civil Works - Construction	470,077.00	0.00	470,077.00
29611 Civil Works - Construction	470,077.00	0.00	470,077.00
29620 Capital Formation - Civil Works	2,986,115.96	0.00	2,986,115.96
29621 Capital Formation	2,986,115.96	0.00	2,986,115.96
29710 Capital Research & Consultancy	1,499,962.00	0.00	1,499,962.00
29712 Software Development and Purchase	1,499,962.00	0.00	1,499,962.00
352 Ministry of Cooperative and poverty Alleviation	40,031,967.18	0.00	40,031,967.18
Capital	40,031,967.18	0.00	40,031,967.18
29220 Building Construction	31,413,851.18	0.00	31,413,851.18
29221 Building Construction	31,413,851.18	0.00	31,413,851.18
29310 Furniture & Fittings	2,370,478.00	0.00	2,370,478.00
29311 Furniture & Fixtures	2,370,478.00	0.00	2,370,478.00
29410 Vehicles	4,280,946.00	0.00	4,280,946.00
29411 Vehicles	4,280,946.00	0.00	4,280,946.00
29510 Plant & Machinery	1,966,692.00	0.00	1,966,692.00
29511 Plant & Machinery	1,966,692.00	0.00	1,966,692.00
356 Ministry of General Administration	30,072,686.00	0.00	30,072,686.00
Capital	30,072,686.00	0.00	30,072,686.00
29220 Building Construction	1,225,782.00	0.00	1,225,782.00
29221 Building Construction	1,225,782.00	0.00	1,225,782.00
29230 Capital Formation - Building	1,644,252.00	0.00	1,644,252.00
29231 Capital Formation - Building	1,644,252.00	0.00	1,644,252.00
29310 Furniture & Fittings	2,839,150.00	0.00	2,839,150.00
29311 Furniture & Fixtures	2,839,150.00	0.00	2,839,150.00
29410 Vehicles	10,068,875.00	0.00	10,068,875.00
29411 Vehicles	10,068,875.00	0.00	10,068,875.00
29510 Plant & Machinery	3,031,194.00	0.00	3,031,194.00
29511 Plant & Machinery	3,031,194.00	0.00	3,031,194.00
29610 Civil Works - Construction	3,778,306.00	0.00	3,778,306.00
29611 Civil Works - Construction	3,778,306.00	0.00	3,778,306.00
29710 Capital Research & Consultancy	7,485,127.00	0.00	7,485,127.00
29712 Software Development and Purchase	7,485,127.00	0.00	7,485,127.00

## Ministry of Finance Economic Code wise Aggregate Expenditure (Capital)

Upto Month: Ashad

Fiscal Year 2074/75

Ministry/Economic Code	Cash	Non Cash	Total Expenditure
357 Ministry of Irrigation	32,672,516,375.54	203,004,850.02	32,875,521,225.56
Capital	32,672,516,375.54	203,004,850.02	32,875,521,225.56
29110 Land Acquisition	387,861,833.05	0.00	387,861,833.05
29111 Land Acquisition	387,861,833.05	0.00	387,861,833.05
29220 Building Construction	93,336,333.71	0.00	93,336,333.71
29221 Building Construction	93,336,333.71	0.00	93,336,333.71
29230 Capital Formation - Building	106,981,928.36	0.00	106,981,928.36
29231 Capital Formation - Building	106,981,928.36	0.00	106,981,928.36
29310 Furniture & Fittings	27,360,654.79	0.00	27,360,654.79
29311 Furniture & Fixtures	27,360,654.79	0.00	27,360,654.79
29410 Vehicles	73,738,650.00	0.00	73,738,650.00
29411 Vehicles	73,738,650.00	0.00	73,738,650.00
29510 Plant & Machinery	113,985,463.56	0.00	113,985,463.56
29511 Plant & Machinery	113,985,463.56	0.00	113,985,463.56
29610 Civil Works - Construction	29,481,582,063.11	37,437,603.61	29,519,019,666.72
29611 Civil Works - Construction	29,481,582,063.11	37,437,603.61	29,519,019,666.72
29620 Capital Formation - Civil Works	1,330,520,921.33	0.00	1,330,520,921.33
29621 Capital Formation	1,330,520,921.33	0.00	1,330,520,921.33
29710 Capital Research & Consultancy	1,057,148,527.63	165,567,246.41	1,222,715,774.04
29711 Capital Research & Consultancy	1,054,887,206.39	165,567,246.41	1,220,454,452.80
29712 Software Development and Purchase	2,261,321.24	0.00	2,261,321.24
358 Ministry of Information and Communications	261,057,685.39	0.00	261,057,685.39
Capital	261,057,685.39	0.00	261,057,685.39
29220 Building Construction	68,758,124.02	0.00	68,758,124.02
29221 Building Construction	68,758,124.02	0.00	68,758,124.02
29230 Capital Formation - Building	23,720,245.96	0.00	23,720,245.96
29231 Capital Formation - Building	23,720,245.96	0.00	23,720,245.96
29310 Furniture & Fittings	20,993,945.82	0.00	20,993,945.82
29311 Furniture & Fixtures	20,993,945.82	0.00	20,993,945.82
29410 Vehicles	51,739,910.46	0.00	51,739,910.46
29411 Vehicles	51,739,910.46	0.00	51,739,910.46
29510 Plant & Machinery	92,471,896.13	0.00	92,471,896.13
29511 Plant & Machinery	92,471,896.13	0.00	92,471,896.13
29610 Civil Works - Construction	1,828,332.00	0.00	1,828,332.00
29611 Civil Works - Construction	1,828,332.00	0.00	1,828,332.00
29620 Capital Formation - Civil Works	434,491.00	0.00	434,491.00
29621 Capital Formation	434,491.00	0.00	434,491.00
29710 Capital Research & Consultancy	1,110,740.00	0.00	1,110,740.00
29712 Software Development and Purchase	1,110,740.00	0.00	1,110,740.00
365 Ministry of Federal Affairs and Local Development	14,952,861,135.12	1,476,549,326.07	16,429,410,461.19
Capital	14,952,861,135.12	1,476,549,326.07	16,429,410,461.19
22410 Consultancy and Other Services fee	0.00	0.00	0.00
22411 Consultancy and Services Expenses	0.00	0.00	0.00
22510 Consultancy and Other Services fee	0.00	0.00	0.00
22512 Skill Development and Awareness Training Program	0.00	0.00	0.00
22520 Production Materials and Programme Expenses	0.00	0.00	0.00
22522 Program Expenses	0.00	0.00	0.00
26610 Grant to Local Level	0.00	0.00	0.00
26611 Fiscal Equalization Grant	0.00	0.00	0.00
29110 Land Acquisition	47,019,278.32	0.00	47,019,278.32
29111 Land Acquisition	47,019,278.32	0.00	47,019,278.32
29220 Building Construction	59,205,877.28	0.00	59,205,877.28
29221 Building Construction	59,205,877.28	0.00	59,205,877.28

**Ministry of Finance**  
**Economic Code wise Aggregate Expenditure (Capital)**

Upto Month: Ashad

Fiscal Year 2074/75

Ministry/Economic Code		Cash	Non Cash	Total Expenditure
29230	Capital Formation - Building	8,130,114.81	0.00	8,130,114.81
29231	Capital Formation - Building	8,130,114.81	0.00	8,130,114.81
29310	Furniture & Fittings	18,281,949.15	0.00	18,281,949.15
29311	Furniture & Fixtures	18,281,949.15	0.00	18,281,949.15
29410	Vehicles	62,005,598.82	0.00	62,005,598.82
29411	Vehicles	62,005,598.82	0.00	62,005,598.82
29510	Plant & Machinery	460,912,215.79	0.00	460,912,215.79
29511	Plant & Machinery	460,912,215.79	0.00	460,912,215.79
29610	Civil Works - Construction	10,068,549,739.98	879,796,020.01	10,948,345,759.99
29611	Civil Works - Construction	10,068,549,739.98	879,796,020.01	10,948,345,759.99
29620	Capital Formation - Civil Works	3,978,529,502.68	14,879,289.00	3,993,408,791.68
29621	Capital Formation	3,978,529,502.68	14,879,289.00	3,993,408,791.68
29710	Capital Research & Consultancy	250,226,858.29	581,874,017.06	832,100,875.35
29711	Capital Research & Consultancy	247,935,332.29	581,874,017.06	829,809,349.35
29712	Software Devloment and Purchase	2,291,526.00	0.00	2,291,526.00
370	Ministry of Health	6,682,677,923.74	0.00	6,682,677,923.74
	Capital	6,682,677,923.74	0.00	6,682,677,923.74
29220	Building Construction	5,662,813,378.70	0.00	5,662,813,378.70
29221	Building Construction	5,662,813,378.70	0.00	5,662,813,378.70
29230	Capital Formation - Building	4,958,084.94	0.00	4,958,084.94
29231	Capital Formation - Building	4,958,084.94	0.00	4,958,084.94
29310	Furniture & Fittings	60,149,139.64	0.00	60,149,139.64
29311	Furniture & Fixtures	60,149,139.64	0.00	60,149,139.64
29410	Vehicles	89,321,963.29	0.00	89,321,963.29
29411	Vehicles	89,321,963.29	0.00	89,321,963.29
29510	Plant & Machinery	660,245,235.48	0.00	660,245,235.48
29511	Plant & Machinery	660,245,235.48	0.00	660,245,235.48
29610	Civil Works - Construction	74,373,457.45	0.00	74,373,457.45
29611	Civil Works - Construction	74,373,457.45	0.00	74,373,457.45
29620	Capital Formation - Civil Works	130,445,917.24	0.00	130,445,917.24
29621	Capital Formation	130,445,917.24	0.00	130,445,917.24
29710	Capital Research & Consultancy	370,747.00	0.00	370,747.00
29711	Capital Research & Consultancy	370,747.00	0.00	370,747.00
371	Ministry of Labour and Employment	161,593,962.01	958,000.00	162,551,962.01
	Capital	161,593,962.01	958,000.00	162,551,962.01
29210	Building - Purchase	8,940,882.00	0.00	8,940,882.00
29211	Building Purchase	8,940,882.00	0.00	8,940,882.00
29220	Building Construction	85,162,386.13	0.00	85,162,386.13
29221	Building Construction	85,162,386.13	0.00	85,162,386.13
29230	Capital Formation - Building	10,719,351.67	0.00	10,719,351.67
29231	Capital Formation - Building	10,719,351.67	0.00	10,719,351.67
29310	Furniture & Fittings	9,938,772.37	0.00	9,938,772.37
29311	Furniture & Fixtures	9,938,772.37	0.00	9,938,772.37
29410	Vehicles	13,478,973.73	0.00	13,478,973.73
29411	Vehicles	13,478,973.73	0.00	13,478,973.73
29510	Plant & Machinery	19,189,107.50	958,000.00	20,147,107.50
29511	Plant & Machinery	19,189,107.50	958,000.00	20,147,107.50
29620	Capital Formation - Civil Works	5,729,773.11	0.00	5,729,773.11
29621	Capital Formation	5,729,773.11	0.00	5,729,773.11
29710	Capital Research & Consultancy	8,434,715.50	0.00	8,434,715.50
29712	Software Devloment and Purchase	8,434,715.50	0.00	8,434,715.50
391	National Planning Commission Secretariata	34,321,720.89	0.00	34,321,720.89

**Ministry of Finance**  
**Economic Code wise Aggregate Expenditure (Capital)**

Upto Month: Ashad

Fiscal Year 2074/75

Ministry/Economic Code	Cash	Non Cash	Total Expenditure
Capital	34,321,720.89	0.00	34,321,720.89
29220 Building Construction	10,500.00	0.00	10,500.00
29221 Building Construction	10,500.00	0.00	10,500.00
29230 Capital Formation - Building	511,914.00	0.00	511,914.00
29231 Capital Formation - Building	511,914.00	0.00	511,914.00
29310 Furniture & Fittings	4,545,527.69	0.00	4,545,527.69
29311 Furniture & Fixtures	4,545,527.69	0.00	4,545,527.69
29410 Vehicles	12,530,530.00	0.00	12,530,530.00
29411 Vehicles	12,530,530.00	0.00	12,530,530.00
29510 Plant & Machinery	11,540,828.10	0.00	11,540,828.10
29511 Plant & Machinery	11,540,828.10	0.00	11,540,828.10
29610 Civil Works - Construction	3,658,492.10	0.00	3,658,492.10
29611 Civil Works - Construction	3,658,492.10	0.00	3,658,492.10
29620 Capital Formation - Civil Works	154,629.00	0.00	154,629.00
29621 Capital Formation	154,629.00	0.00	154,629.00
29710 Capital Research & Consultancy	1,369,300.00	0.00	1,369,300.00
29712 Software Devloment and Purchase	1,369,300.00	0.00	1,369,300.00



**Economic Code wise Aggregate Expenditure (Financing)**

Upto Month: Ashad

Fiscal Year 2074/75

Ministry/Economic Code		Cash	Non Cash	Total Expenditure
308	Ministry of Energy	4,478,000,000.00	0.00	4,478,000,000.00
	Financing	4,478,000,000.00	0.00	4,478,000,000.00
31210	Domestic Share Investments	4,478,000,000.00	0.00	4,478,000,000.00
31211	Share Investments- Corporations	4,478,000,000.00	0.00	4,478,000,000.00
501	MOF Policy Financing	49,018,949,573.00	10,475,823,138.25	59,494,772,711.25
	Financing	49,018,949,573.00	10,475,823,138.25	59,494,772,711.25
31110	Internal Loan	10,396,445,353.00	8,799,286,029.57	19,195,731,382.57
31111	Internal Loan to Corporations	10,396,445,353.00	8,799,286,029.57	19,195,731,382.57
31210	Domestic Share Investments	38,454,315,820.00	1,676,537,108.68	40,130,852,928.68
31211	Share Investments- Corporations	38,454,315,820.00	1,676,537,108.68	40,130,852,928.68
31220	Foreign Share Investments	168,188,400.00	0.00	168,188,400.00
31221	Foreign Share Investments	168,188,400.00	0.00	168,188,400.00
502	MOF Domestic Debt Service	37,084,607,630.00	0.00	37,084,607,630.00
	Financing	37,084,607,630.00	0.00	37,084,607,630.00
32210	Domestic Amortization	37,084,607,630.00	0.00	37,084,607,630.00
32211	Domestic Amortization	37,084,607,630.00	0.00	37,084,607,630.00
503	MOF External Debt Service (Multilateral)	15,939,444,562.26	0.00	15,939,444,562.26
	Financing	15,939,444,562.26	0.00	15,939,444,562.26
32110	External Amortizations	15,939,444,562.26	0.00	15,939,444,562.26
32111	External Amortization	15,939,444,562.26	0.00	15,939,444,562.26
504	MOF External Debt Service (Bilateral)	2,649,775,723.63	0.00	2,649,775,723.63
	Financing	2,649,775,723.63	0.00	2,649,775,723.63
32110	External Amortizations	2,649,775,723.63	0.00	2,649,775,723.63
32111	External Amortization	2,649,775,723.63	0.00	2,649,775,723.63

Government of Nepal  
Ministry of Finance  
Financial Comptroller General Office

ANNEX-17

## Votable/NonVotable Final Report ( Recurrent)

In Conformity with Annex 1 and 2 of Appropriation Act for year 2017  
Fiscal year 2074/75

	RedBook	Virement In	Virement Out	Net Budget	Release	Expenditure	Release Balance	Budget Balance
Charged	31,016,307,000.00	607,415,000.00	13,845,795,000.00	17,777,927,000.00	16,375,303,656.41	16,375,303,656.41	0.00	1,402,623,343.59
President	7,629,000.00	0.00	0.00	7,629,000.00	6,394,365.27	6,394,365.27	0.00	1,234,634.73
Deputy President	6,635,000.00	95,000.00	95,000.00	6,635,000.00	6,341,752.79	6,341,752.79	0.00	293,247.21
Legislature - Parliament	26,150,000.00	0.00	0.00	26,150,000.00	8,393,034.96	8,393,034.96	0.00	17,756,965.04
Courts	46,335,000.00	1,620,000.00	0.00	47,955,000.00	44,031,689.38	44,031,689.38	0.00	3,923,310.62
Commission for Investigation of Abuse of Authority, Office of the Auditor General	8,186,000.00	0.00	0.00	8,186,000.00	7,593,118.00	7,593,118.00	0.00	592,882.00
Public Service Commission	2,048,000.00	0.00	0.00	2,048,000.00	1,982,280.00	1,982,280.00	0.00	65,720.00
Election Commission	8,809,000.00	0.00	0.00	8,809,000.00	8,735,323.00	8,735,323.00	0.00	73,677.00
National Human Rights Commission	7,930,000.00	0.00	0.00	7,930,000.00	7,274,000.00	7,274,000.00	0.00	656,000.00
National Inclusion Commission	6,347,000.00	0.00	0.00	6,347,000.00	6,346,499.40	6,346,499.40	0.00	500.60
Council of Justice	1,736,000.00	0.00	0.00	1,736,000.00	0.00	0.00	0.00	1,736,000.00
National Natural Resources and Fiscal Commission	5,516,000.00	0.00	0.00	5,516,000.00	0.00	0.00	0.00	5,516,000.00
National Women Commission	5,516,000.00	0.00	0.00	5,516,000.00	0.00	0.00	0.00	5,516,000.00
National Dalit Commission	5,516,000.00	0.00	0.00	5,516,000.00	0.00	0.00	0.00	5,516,000.00
National Inclusion Commission	5,516,000.00	0.00	0.00	5,516,000.00	0.00	0.00	0.00	5,516,000.00
Indigenous Nationalities Commission	5,516,000.00	0.00	0.00	5,516,000.00	0.00	0.00	0.00	5,516,000.00
Madhesi Commission	5,516,000.00	0.00	0.00	5,516,000.00	0.00	0.00	0.00	5,516,000.00
Tharu Commission	5,516,000.00	0.00	0.00	5,516,000.00	0.00	0.00	0.00	5,516,000.00
Muslim Commission	5,516,000.00	0.00	0.00	5,516,000.00	0.00	0.00	0.00	5,516,000.00
Chief of State	10,416,000.00	200,000.00	200,000.00	10,416,000.00	4,304,282.98	4,304,282.98	0.00	6,111,717.02
MOF Domestic Debt Service	26,244,580,000.00	0.00	13,840,000,000.00	12,404,580,000.00	12,386,930,369.29	12,386,930,369.29	0.00	17,849,630.71
MOF External Debt Service (Multilateral)	3,980,523,000.00	553,500,000.00	5,500,000.00	4,528,523,000.00	3,315,351,304.38	3,315,351,304.38	0.00	1,213,171,695.62
MOF External Debt Service (Bilateral)	574,855,000.00	52,000,000.00	0.00	626,855,000.00	545,029,937.52	545,029,937.52	0.00	81,825,062.48
MOF Miscellaneous	40,000,000.00	0.00	0.00	40,000,000.00	26,595,699.44	26,595,699.44	0.00	13,404,300.56
Appropriated	772,515,147,000.00	73,928,838,992.00	89,750,524,525.00	756,693,461,467.00	680,544,250,714.49	680,544,250,714.49	0.00	76,149,210,752.51
President	119,113,000.00	21,695,000.00	3,900,000.00	136,908,000.00	128,475,288.17	128,475,288.17	0.00	8,432,711.83

**Votable/NonVotable Final Report ( Recurrent)**

Fiscal year 2074/75

In Conformity with Annex 1 and 2 of Appropriation Act for year 207

ANNEX-17

	RedBook	Virement In	Virement Out	Net Budget	Release	Expenditure	Release Balance	Budget Balance
Deputy President	31,460,000.00	2,195,000.00	2,195,000.00	31,460,000.00	29,294,031.95	29,294,031.95	0.00	2,165,968.05
Legislature - Parliament	1,667,447,000.00	17,942,000.00	77,713,191.00	1,607,675,809.00	936,314,383.62	936,314,383.62	0.00	671,361,425.38
Courts	4,205,373,000.00	288,384,207.00	236,741,470.00	4,257,015,737.00	3,601,913,248.29	3,601,913,248.29	0.00	655,102,488.71
Commission for Investigation of Abuse of Authority	854,524,000.00	13,830,000.00	13,830,000.00	854,524,000.00	615,228,110.33	615,228,110.33	0.00	239,295,889.67
Office of the Auditor General	399,951,000.00	34,322,000.00	15,050,000.00	419,223,000.00	380,177,331.09	380,177,331.09	0.00	39,045,668.91
Public Service Commission	607,343,000.00	115,000,000.00	700,000.00	721,643,000.00	678,403,696.72	678,403,696.72	0.00	43,239,303.28
Election Commission	586,725,000.00	11,521,043,000.00	2,621,043,000.00	9,486,725,000.00	8,529,553,201.93	8,529,553,201.93	0.00	957,171,798.07
National Human Rights Commission	194,502,000.00	10,156,300.00	4,377,000.00	200,281,300.00	159,829,360.93	159,829,360.93	0.00	40,451,939.07
Office of the Attorney General	691,008,000.00	115,353,580.00	8,355,580.00	798,006,000.00	694,215,802.42	694,215,802.42	0.00	103,790,197.58
Council of Justice	64,644,000.00	1,396,000.00	1,396,000.00	64,644,000.00	57,885,167.03	57,885,167.03	0.00	6,758,832.97
National Natural Resources and Fiscal Commission	20,000,000.00	22,950,000.00	22,950,000.00	20,000,000.00	12,869,212.43	12,869,212.43	0.00	7,130,787.57
National Women Commission	20,000,000.00	0.00	0.00	20,000,000.00	0.00	0.00	0.00	20,000,000.00
National Dalit Commission	20,000,000.00	0.00	0.00	20,000,000.00	0.00	0.00	0.00	20,000,000.00
National Inclusion Commission	20,000,000.00	0.00	0.00	20,000,000.00	0.00	0.00	0.00	20,000,000.00
Indigenous Nationalities Commission	20,000,000.00	0.00	0.00	20,000,000.00	0.00	0.00	0.00	20,000,000.00
Madhesi Commission	20,000,000.00	0.00	0.00	20,000,000.00	0.00	0.00	0.00	20,000,000.00
Tharu Commission	20,000,000.00	0.00	0.00	20,000,000.00	0.00	0.00	0.00	20,000,000.00
Muslim Commission	20,000,000.00	0.00	0.00	20,000,000.00	0.00	0.00	0.00	20,000,000.00
Chief of State	35,000,000.00	96,650,000.00	38,850,000.00	92,800,000.00	57,411,403.60	57,411,403.60	0.00	35,388,596.40
Prime Minister and Council of Minister's Office	77,279,319,000.00	22,602,244,000.00	5,539,664,000.00	94,341,899,000.00	96,385,727,467.40	96,385,727,467.40	0.00	-2,043,828,467.40
Ministry of Finance	10,016,545,000.00	3,604,083,277.00	5,302,158,615.00	8,318,469,662.00	5,495,367,210.79	5,495,367,210.79	0.00	2,823,102,451.21
Ministry of Supply	924,056,000.00	73,100,000.00	400,000.00	996,756,000.00	931,521,727.47	931,521,727.47	0.00	65,234,272.53
Ministry of Industry	3,819,671,000.00	11,249,482.00	11,249,482.00	3,819,671,000.00	2,115,398,244.66	2,115,398,244.66	0.00	1,704,272,755.34
Ministry of Energy	1,797,466,000.00	7,320,000.00	32,815,000.00	1,771,971,000.00	880,015,868.21	880,015,868.21	0.00	891,955,131.79
Ministry of Law, Justice and Parliamentary Affairs	211,165,000.00	5,922,340.00	9,197,340.00	207,890,000.00	147,645,217.12	147,645,217.12	0.00	60,244,782.88
Ministry of Agriculture	20,463,887,000.00	2,433,271,486.00	2,424,158,529.00	20,472,999,957.00	16,310,886,609.97	16,310,886,609.97	0.00	4,162,113,347.03
Ministry of Drinking and sanitation	1,670,333,000.00	48,564,100.00	48,564,100.00	1,670,333,000.00	1,287,159,658.37	1,287,159,658.37	0.00	383,173,341.63
Ministry of Home	47,680,931,000.00	11,719,061,407.00	2,271,691,100.00	57,128,301,307.00	55,155,065,809.74	55,155,065,809.74	0.00	1,973,235,497.26

Ministry of Finance

Votable/NonVotable Final Report ( Recurrent)

Fiscal year 2074/75

ANNEX-17

In Conformity with Annex 1 and 2 of Appropriation Act for year 207

	RedBook	Virement In	Virement Out	Net Budget	Release	Expenditure	Release Balance	Budget Balance
Ministry of Culture, Tourism and Civil Aviation	3,870,283,000.00	55,961,363.00	15,263,000.00	3,910,981,363.00	2,642,005,618.84	2,642,005,618.84	0.00	1,268,975,744.16
Ministry of Foreign Affairs	3,550,487,000.00	177,351,750.00	176,478,250.00	3,551,360,500.00	3,145,712,600.01	3,145,712,600.01	0.00	405,647,999.99
Ministry of Livestock Development	4,387,130,000.00	160,515,524.00	160,515,524.00	4,387,130,000.00	3,429,459,651.04	3,429,459,651.04	0.00	957,870,348.96
Ministry of Forestry and Soil Conservation	10,320,366,000.00	168,992,250.00	199,508,250.00	10,289,850,000.00	8,458,315,089.51	8,458,315,089.51	0.00	1,831,534,910.49
Ministry of Commerce	690,759,000.00	353,741,000.00	369,995,000.00	674,505,000.00	348,484,220.36	348,484,220.36	0.00	326,020,779.64
Ministry of Population and environment	5,932,805,000.00	187,721,090.00	189,221,090.00	5,931,305,000.00	3,730,282,547.42	3,730,282,547.42	0.00	2,201,022,452.58
Ministry of Science & Technology	449,873,000.00	350,000.00	4,550,000.00	445,673,000.00	356,144,417.81	356,144,417.81	0.00	89,528,582.19
Ministry of Land Reforms and Managemnt	5,506,813,000.00	373,140,000.00	71,465,000.00	5,808,488,000.00	4,410,763,735.71	4,410,763,735.71	0.00	1,397,724,264.29
Ministry of Physical Infrastructure and Transport	7,050,577,000.00	71,288,346.00	39,498,500.00	7,082,366,846.00	6,593,273,279.24	6,593,273,279.24	0.00	489,093,566.76
Ministry of Women, Children & Social Welfare	2,023,293,000.00	108,463,972.00	81,708,790.00	2,050,048,182.00	1,318,288,542.57	1,318,288,542.57	0.00	731,759,639.43
Ministry of Youth and Sports	2,239,610,000.00	215,481,183.00	2,025,000.00	2,453,066,183.00	2,141,752,385.45	2,141,752,385.45	0.00	311,313,797.55
Ministry of Defence	39,921,752,000.00	1,155,705,248.00	2,032,178,000.00	39,045,279,248.00	38,628,663,700.54	38,628,663,700.54	0.00	416,615,547.46
Ministry of Urban Development	8,566,642,000.00	2,259,824,499.00	2,542,662,499.00	8,283,804,000.00	6,998,104,204.78	6,998,104,204.78	0.00	1,285,699,795.22
Ministry of Peace & Reconstruction	954,976,000.00	1,773,964,060.00	4,667,000.00	2,724,273,060.00	1,474,951,237.74	1,474,951,237.74	0.00	1,249,321,822.26
Ministry of Education	65,716,450,000.00	1,252,127,262.00	1,656,088,171.00	65,312,489,091.00	45,763,925,250.56	45,763,925,250.56	0.00	19,548,563,840.44
Ministry of Cooperative and poverty Alleviation	1,598,156,000.00	44,719,120.00	46,019,120.00	1,596,856,000.00	719,281,766.94	719,281,766.94	0.00	877,574,233.06
Ministry of General Administration	1,060,586,000.00	94,299,000.00	12,045,000.00	1,142,840,000.00	966,286,613.27	966,286,613.27	0.00	176,553,386.73
Ministry of Irrigation	1,855,171,000.00	91,590,513.00	66,478,311.00	1,880,283,202.00	1,554,180,104.86	1,554,180,104.86	0.00	326,103,097.14
Ministry of Information and Communications	4,383,542,000.00	223,130,140.00	175,744,140.00	4,430,928,000.00	4,261,540,877.41	4,261,540,877.41	0.00	169,387,122.59
Ministry of Federal Affairs and Local Development	52,768,237,000.00	5,816,450,267.00	14,784,182,156.00	43,800,505,111.00	42,515,403,957.69	42,515,403,957.69	0.00	1,285,101,153.31
Ministry of Health	25,881,257,000.00	3,355,725,000.00	3,245,725,000.00	25,991,257,000.00	20,687,587,283.35	20,687,587,283.35	0.00	5,303,669,716.65
Ministry of Labour and Employment	947,092,000.00	26,249,368.00	14,828,947.00	968,512,421.00	804,257,830.38	804,257,830.38	0.00	154,254,590.62
National Planning Commission	1,232,327,000.00	346,800,000.00	346,800,000.00	1,232,327,000.00	992,092,448.06	992,092,448.06	0.00	240,234,551.94
Secretariat	60,833,000,000.00	0.00	12,650,136,182.00	48,182,863,818.00	42,004,795,410.11	42,004,795,410.11	0.00	6,178,068,407.89
MOF- Staff Benefits and Retirement Benefits	55,095,409,000.00	2,047,180,302.00	32,175,742,188.00	24,966,847,114.00	852,681,240.92	852,681,240.92	0.00	24,114,165,873.08
MOF- Miscellaneous	7,143,500,000.00	2,000,000.00	0.00	7,145,500,000.00	7,145,500,000.00	7,145,500,000.00	0.00	0.00
State	225,054,591,000.00	800,334,556.00	0.00	225,854,925,556.00	234,010,158,647.68	234,010,158,647.68	0.00	-8,155,233,091.68
Local Level								
<b>Grand Total :</b>	<b>803,531,454,000.00</b>	<b>74,536,253,982.00</b>	<b>103,596,319,525.00</b>	<b>774,471,388,467.00</b>	<b>696,919,554,370.90</b>	<b>696,919,554,370.90</b>	<b>0.00</b>	<b>77,551,834,096.10</b>

**Votable/NonVotable Final Report ( Capital)**

Fiscal year 2074/75

In Conformity with Annex 1 and 2 of Appropriation Act for year 207

	RedBook	Virement In	Virement Out	Net Budget	Release	Expenditure	Release Balance	Budget Balance
Appropriated	335,175,970,000.00	139,106,510,554.00	132,107,088,021.00	342,175,392,533.00	270,713,672,460.36	270,713,672,460.36	0.00	71,461,720,072.64
President	31,662,000.00	9,500,000.00	0.00	41,162,000.00	20,852,547.94	20,852,547.94	0.00	20,309,452.06
Deputy President	5,370,000.00	2,000,000.00	0.00	7,370,000.00	4,332,111.45	4,332,111.45	0.00	3,037,888.55
Legislature - Parliament	50,080,000.00	92,771,191.00	3,000,000.00	139,851,191.00	96,729,063.00	96,729,063.00	0.00	43,122,128.00
Courts	969,957,000.00	253,370,000.00	100,000,000.00	1,123,327,000.00	1,003,773,480.85	1,003,773,480.85	0.00	119,553,519.15
Commission for Investigation of Abuse of Authority	309,998,000.00	0.00	0.00	309,998,000.00	221,775,968.57	221,775,968.57	0.00	88,222,031.43
Office of the Auditor General	218,199,000.00	30,000,000.00	0.00	248,199,000.00	227,900,652.00	227,900,652.00	0.00	20,298,348.00
Public Service Commission	67,580,000.00	0.00	0.00	67,580,000.00	53,555,496.29	53,555,496.29	0.00	14,024,503.71
Election Commission	114,458,000.00	416,000,000.00	0.00	530,458,000.00	420,779,784.73	420,779,784.73	0.00	109,678,215.27
National Human Rights Commission	3,825,000.00	13,420,179.00	0.00	17,245,179.00	17,180,337.56	17,180,337.56	0.00	64,841.44
Office of the Attorney General	250,247,000.00	400,002,705.00	316,418,000.00	333,831,705.00	273,406,074.63	273,406,074.63	0.00	60,425,630.37
Council of Justice	9,087,000.00	0.00	0.00	9,087,000.00	5,443,247.00	5,443,247.00	0.00	3,643,753.00
National Natural Resources and Fiscal Commission	10,000,000.00	73,900,000.00	13,000,000.00	70,900,000.00	70,813,974.00	70,813,974.00	0.00	86,026.00
National Women Commission	10,000,000.00	0.00	0.00	10,000,000.00	0.00	0.00	0.00	10,000,000.00
National Dalit Commission	10,000,000.00	0.00	0.00	10,000,000.00	0.00	0.00	0.00	10,000,000.00
National Inclusion Commission	10,000,000.00	0.00	0.00	10,000,000.00	0.00	0.00	0.00	10,000,000.00
Indigenous Nationalities Commission	10,000,000.00	0.00	0.00	10,000,000.00	0.00	0.00	0.00	10,000,000.00
Madhesi Commission	10,000,000.00	0.00	0.00	10,000,000.00	0.00	0.00	0.00	10,000,000.00
Tharu Commission	10,000,000.00	0.00	0.00	10,000,000.00	0.00	0.00	0.00	10,000,000.00
Muslim Commission	10,000,000.00	0.00	0.00	10,000,000.00	0.00	0.00	0.00	10,000,000.00
Chief of State	35,000,000.00	80,600,000.00	31,500,000.00	84,100,000.00	69,580,907.38	69,580,907.38	0.00	14,519,092.62
Prime Minister and Council of Minister's Office	72,342,754,000.00	23,205,427,582.00	45,683,989,000.00	49,864,192,582.00	23,851,483,196.05	23,851,483,196.05	0.00	26,012,709,385.95
Ministry of Finance	1,978,507,000.00	480,146,520.00	540,169,000.00	1,918,484,520.00	1,046,964,279.47	1,046,964,279.47	0.00	871,520,240.53
Ministry of Supply	70,854,000.00	500,000.00	0.00	71,354,000.00	31,758,171.11	31,758,171.11	0.00	39,595,828.89
Ministry of Industry	4,358,303,000.00	4,680,000.00	903,958,000.00	3,459,025,000.00	2,124,764,991.10	2,124,764,991.10	0.00	1,334,260,008.90
Ministry of Energy	12,853,939,000.00	10,050,760,000.00	635,979,000.00	22,268,720,000.00	20,586,498,137.76	20,586,498,137.76	0.00	1,682,221,862.24
Ministry of Law, Justice and Parliamentary Affairs	6,788,000.00	3,275,000.00	0.00	10,063,000.00	8,305,757.20	8,305,757.20	0.00	1,757,242.80

Ministry of Finance

Votable/NonVotable Final Report ( Capital)

Fiscal year: 2074/75

ANNEX-18

In Conformity with Annex 1 and 2 of Appropriation Act for  
2074-75

	RedBook	Virement In	Virement Out	Net Budget	Release	Expenditure	Release Balance	Budget Balance
Ministry of Agriculture	3,798,050,000.00	25,929,000.00	22,737,000.00	3,801,242,000.00	2,960,895,728.76	2,960,895,728.76	0.00	840,346,271.24
Ministry of drinking and sanitation	21,033,740,000.00	8,871,672,000.00	6,430,763,000.00	23,474,659,000.00	18,662,009,528.42	18,662,009,528.42	0.00	4,812,649,471.58
Ministry of Home	7,411,559,000.00	1,461,634,599.00	521,328,000.00	8,351,866,599.00	4,798,272,861.70	4,798,272,861.70	0.00	3,553,592,737.30
Ministry of Culture, Tourism and Civil Aviation	1,223,081,000.00	7,658,000.00	7,658,000.00	1,223,081,000.00	883,863,332.32	883,863,332.32	0.00	339,217,667.68
Ministry of Foreign Affairs	2,755,510,000.00	248,323,500.00	212,574,000.00	2,791,259,500.00	1,520,970,261.65	1,520,970,261.65	0.00	1,270,289,238.35
Ministry of Livestock Development	1,747,608,000.00	11,690,369.00	11,690,369.00	1,747,608,000.00	1,269,355,993.16	1,269,355,993.16	0.00	478,252,006.84
Ministry of Forestry and Soil Conservation	5,024,028,000.00	183,765,978.00	119,351,060.00	5,088,442,918.00	3,828,195,184.45	3,828,195,184.45	0.00	1,260,247,733.55
Ministry of Commerce	1,093,990,000.00	150,414,000.00	134,160,000.00	1,110,244,000.00	336,353,741.73	336,353,741.73	0.00	773,890,258.27
Ministry of Population and environment	1,714,978,000.00	1,023,150,000.00	1,023,150,000.00	1,714,978,000.00	703,894,662.63	703,894,662.63	0.00	1,011,083,337.37
Ministry of Science & Technology	762,148,000.00	93,105,000.00	0.00	855,253,000.00	786,341,119.20	786,341,119.20	0.00	68,911,880.80
Ministry of Land Reforms and Management	1,191,809,000.00	123,550,000.00	59,950,000.00	1,255,409,000.00	910,212,615.90	910,212,615.90	0.00	345,196,384.10
Ministry of Physical Infrastructure and Transport	89,506,687,000.00	59,293,286,140.00	45,490,292,818.00	103,309,680,322.00	96,012,112,736.91	96,012,112,736.91	0.00	7,297,567,585.09
Ministry of Women, Children & Social Welfare	205,137,000.00	9,060,850.00	5,050,000.00	209,147,850.00	120,653,200.29	120,653,200.29	0.00	88,494,649.71
Ministry of Youth and Sports	2,826,000.00	12,339,000.00	275,000.00	14,890,000.00	14,608,163.79	14,608,163.79	0.00	281,836.21
Ministry of Defence	5,164,366,000.00	4,635,413,995.00	0.00	9,799,779,995.00	9,572,568,287.98	9,572,568,287.98	0.00	227,211,707.02
Ministry of Urban Development	21,916,400,000.00	5,942,848,000.00	4,763,169,000.00	23,076,079,000.00	20,828,878,623.74	20,828,878,623.74	0.00	2,247,200,376.26
Ministry of Peace & Reconstruction	777,581,000.00	0.00	0.00	777,581,000.00	609,124,023.93	609,124,023.93	0.00	168,456,976.07
Ministry of Education	407,966,000.00	28,325,000.00	75,275,000.00	361,016,000.00	243,818,583.75	243,818,583.75	0.00	117,197,416.25
Ministry of Cooperative and poverty Alleviation	70,710,000.00	1,550,000.00	250,000.00	72,010,000.00	40,031,967.18	40,031,967.18	0.00	31,978,032.82
Ministry of General Administration	41,052,000.00	36,000,000.00	6,000,000.00	71,052,000.00	30,072,686.00	30,072,686.00	0.00	40,979,314.00
Ministry of Irrigation	25,550,669,000.00	12,519,255,000.00	2,703,711,000.00	35,366,213,000.00	32,875,521,225.56	32,875,521,225.56	0.00	2,490,691,774.44
Ministry of Information and Communications	592,857,000.00	12,757,000.00	87,432,000.00	518,182,000.00	261,057,685.39	261,057,685.39	0.00	257,124,314.61
Ministry of Federal Affairs and Local Development	29,085,656,000.00	3,769,104,951.00	4,077,134,796.00	28,777,626,155.00	16,429,410,461.19	16,429,410,461.19	0.00	12,348,215,693.81
Ministry of Health	5,899,842,000.00	2,002,937,000.00	544,600,000.00	7,358,179,000.00	6,682,677,923.74	6,682,677,923.74	0.00	675,501,076.26
National Labour and Employment	195,079,000.00	40,291,000.00	13,533,000.00	221,837,000.00	162,551,962.01	162,551,962.01	0.00	59,285,037.99
National Planning Commission	73,033,000.00	700,000.00	700,000.00	73,033,000.00	34,321,720.89	34,321,720.89	0.00	38,711,279.11
Secretariats	14,173,000,000.00	3,485,396,995.00	17,548,300,978.00	110,096,017.00	0.00	0.00	0.00	110,096,017.00
MOF Miscellaneous								
<b>Grand Total :</b>	<b>335,175,970,000.00</b>	<b>139,106,510,554.00</b>	<b>132,107,088,021.00</b>	<b>342,175,392,533.00</b>	<b>270,713,672,460.36</b>	<b>270,713,672,460.36</b>	<b>0.00</b>	<b>71,461,720,072.64</b>

Financial Comptroller General Office

**Votable/NonVotable Final Report (Financing)**

In Conformity with Annex 1 and 2 of Appropriation Act for year 207

Fiscal year 2074/75

	RedBook	Virement In	Virement Out	Net Budget	Release	Expenditure	Release Balance	Budget Balance
Charged	52,600,417,000.00	17,245,000,000.00	4,005,000,000.00	65,840,417,000.00	55,673,827,915.89	55,673,827,915.89	0.00	10,166,589,084.11
MOF Domestic Debt Service	20,047,855,000.00	17,045,000,000.00	5,000,000.00	37,087,855,000.00	37,084,607,630.00	37,084,607,630.00	0.00	3,247,370.00
MOF External Debt Service (Multilateral)	29,039,819,000.00	200,000,000.00	4,000,000,000.00	25,239,819,000.00	15,939,444,562.26	15,939,444,562.26	0.00	9,300,374,437.74
MOF External Debt Service (Bilateral)	3,512,743,000.00	0.00	0.00	3,512,743,000.00	2,649,775,723.63	2,649,775,723.63	0.00	862,967,276.37
Appropriated	87,687,014,000.00	57,770,545,000.00	48,949,902,000.00	96,507,657,000.00	63,972,772,711.25	63,972,772,711.25	0.00	32,534,884,288.75
Ministry of Energy	4,648,000,000.00	0.00	170,000,000.00	4,478,000,000.00	4,478,000,000.00	4,478,000,000.00	0.00	0.00
MOF Policy Financing	83,039,014,000.00	57,770,545,000.00	48,779,902,000.00	92,029,657,000.00	59,494,772,711.25	59,494,772,711.25	0.00	32,534,884,288.75
<b>Grand Total :</b>	<b>140,287,431,000.00</b>	<b>75,015,545,000.00</b>	<b>52,954,902,000.00</b>	<b>162,348,074,000.00</b>	<b>119,646,600,627.14</b>	<b>119,646,600,627.14</b>	<b>0.00</b>	<b>42,701,473,372.86</b>

Government of Nepal
Ministry of Finance
Financial Comptroller General Office
Comparative District Expenditure
Fiscal Year 2012/13 to 2017/18

Table with columns: District Code, District, Fiscal Year 2012/2013, Fiscal Year 2013/2014, Fiscal Year 2014/2015, Fiscal Year 2015/2016, Fiscal Year 2016/2017, Fiscal Year 2017/2018. Rows list districts from 1 to 75, plus Grand Total. Columns include Receipts, Grants, and Total for each year.



Government of Nepal  
Ministry of Finance  
Financial Comptroller General Office

## District Wise Revenue Collection

Fiscal Year 2013/14 to 2017/18

*Rs. In Million*

S.N.	District Name	FY 2013/2014	FY 2014/2015	FY 2015/2016	FY 2016/2017	FY 2017/2018
1	Taplejung	55.11	59.85	72.12	78.06	92.02
2	Panchathar	100.93	123.43	127.98	130.85	178.23
3	Ilam	235.16	263.51	330.94	363.16	404.57
4	Jhapa	6,250.88	6,891.64	9,181.01	10,222.73	13,674.51
5	Sankhuwasava	120.26	102.44	131.66	175.85	181.03
6	Terathum	49.76	57.27	60.32	69.55	89.83
7	Bhojapur	57.77	71.53	79.18	81.21	119.14
8	Dhankuta	140.22	179.65	200.68	203.29	242.80
9	Sunsari	2,590.31	3,036.05	3,554.07	4,695.93	5,772.26
10	Morang	20,476.35	22,202.32	27,858.80	31,653.71	40,386.17
11	Solukhumbu	135.70	156.48	192.08	201.00	256.93
12	Khotang	55.30	62.47	58.79	78.72	112.83
13	Udayapur	225.58	266.35	267.09	361.17	500.87
14	Okhaldhunga	61.14	68.42	102.61	75.40	126.52
15	Saptari	353.53	446.02	322.36	553.83	545.32
16	Siraha	1,255.55	1,359.61	999.59	1,519.46	1,950.65
17	Dhanusa	1,527.20	1,713.50	1,440.89	2,462.97	2,933.20
18	Mahotari	983.13	1,071.66	892.87	1,852.41	3,141.09
19	Sarlahi	460.11	542.19	415.26	650.00	789.13
20	Sindhuli	120.47	161.22	174.84	249.63	289.09
21	Ramechhap	73.88	108.11	95.68	106.90	148.34
22	Dolakha	112.45	137.91	146.93	205.36	259.12
23	Sindhupalchok	5,229.89	2,843.79	290.14	183.03	291.04
24	Rasuwa	117.91	350.67	2,065.89	2,941.35	4,780.68
25	Dhading	150.62	196.99	239.60	349.02	416.77
26	Nuwakot	162.09	209.66	207.94	271.32	317.70
27	Kathmandu	95,429.25	96,725.51	90,604.76	97,051.08	121,232.78
28	Lalitpur	62,848.48	83,639.66	133,357.66	166,680.89	176,702.14
29	Bhaktapur	1,762.57	2,129.99	2,865.77	4,118.79	5,256.86
30	Kavrepalanchowk	681.26	728.42	860.85	1,159.10	1,539.34
31	Makawanpur	2,279.74	2,274.51	2,468.47	3,140.20	3,711.66
32	Rautahat	471.73	452.41	372.51	653.02	778.62
33	Bara	7,045.29	5,800.44	5,923.86	7,448.82	8,943.73
34	Parsa	94,675.47	111,064.77	76,616.48	133,129.00	163,992.46
35	Chitawan	9,281.02	11,135.91	13,745.42	18,789.81	23,834.45
36	Nawalparasi	452.60	601.27	828.23	1,104.10	690.07
37	Rupandehi	28,218.58	33,061.25	74,821.26	79,806.69	90,748.71
38	Kapilbastu	2,141.32	2,223.63	3,532.40	4,145.21	7,829.79
39	Arghakhachi	114.20	128.45	127.85	142.76	195.23
40	Palpa	237.54	293.69	301.22	364.14	431.00
41	Gulmi	119.92	119.70	158.87	158.65	246.14
42	Syanja	130.35	158.68	158.79	170.22	216.23
43	Tanahu	301.51	365.85	461.36	715.19	825.25
44	Gorakha	127.31	161.10	202.13	257.48	390.78
45	Manang	15.39	11.09	12.21	18.00	24.35
46	Lamjung	116.49	138.93	168.72	162.03	191.75
47	Kaski	3,031.49	5,044.73	6,985.01	8,082.08	10,192.94
48	Parbat	82.46	93.54	96.77	105.01	116.86

S.N.	District Name	FY 2013/2014	FY 2014/2015	FY 2015/2016	FY 2016/2017	FY 2017/2018
49	Baglung	206.53	236.66	265.36	320.30	441.93
50	Myagdi	70.38	81.37	70.65	84.81	105.01
51	Mustang	26.28	33.50	37.44	51.04	70.20
52	Mugu	21.53	21.63	25.24	32.68	36.16
53	Dolpa	52.25	53.99	38.40	52.83	66.67
54	Humla	25.60	31.53	29.65	40.71	39.77
55	Jumla	63.73	65.84	78.52	97.28	120.11
56	Kalikot	35.67	33.27	31.40	45.77	55.57
57	Rukum	45.54	66.02	69.72	78.85	91.45
58	Rolpa	55.36	68.88	71.03	104.26	149.06
59	Pyuthan	84.98	115.36	129.32	133.02	203.66
60	Dang	845.13	1,001.57	1,230.98	1,613.61	2,580.62
61	Salyan	58.28	68.63	72.55	79.16	112.85
62	Banke	5,270.85	5,580.42	7,690.76	10,152.34	13,847.55
63	Bardiya	213.09	234.46	274.17	325.29	366.12
64	Surkhet	307.01	401.83	538.53	676.72	1,016.55
65	Jajarkot	36.32	42.99	48.44	70.10	73.78
66	Dailekha	52.81	61.21	64.20	72.82	96.93
67	Kailali	3,082.04	3,385.59	5,458.34	5,964.31	8,173.75
68	Doti	83.36	120.95	86.48	101.98	118.96
69	Achham	58.80	65.85	66.79	75.91	106.92
70	Bajura	28.92	35.22	35.31	47.24	56.95
71	Bajhang	48.16	56.71	53.52	82.47	97.09
72	Darchula	52.04	62.13	69.93	84.02	103.03
73	Baitadi	60.06	81.71	80.27	86.41	119.03
74	Dadeldhura	121.08	84.92	93.57	88.41	139.76
75	Kanchanpur	683.87	828.46	1,071.21	1,479.34	2,017.11
						216.83
						3.16
<b>Grand Total</b>		<b>362,355.00</b>	<b>411,956.98</b>	<b>481,961.67</b>	<b>609,179.88</b>	<b>726,717.60</b>

**Summary of Comparative Climate Change Expenditure (Fiscal Year 2074/75)**

('000)

Ministry	Fiscal Year :2072/73		Fiscal Year:2073/74		Fiscal Year:2074/75	
	Budget	Expenditure	Budget	Expenditure	Budget	Expenditure
305 Ministry of Finance			70,46,00	24,30,00	94,43,96	59,28,65
307 Ministry of Industry	34,31,51	75,25	31,88,17	5,54,54	72,47,66	11,69,51
308 Ministry of Energy	5,54,05,31	78,16,11	7,24,20,27	5,90,60,14	12,40,04,16	20,52,46,81
312 Ministry of Agriculture Development	12,46,35,60	10,83,46,40	16,22,21,01	13,16,15,65	14,81,25,35	11,99,68,09
313 Ministry of drinking and sanitation			22,07,43,80	22,73,88,43	22,70,40,73	19,94,91,69
325 Ministry of Culture, Tourism and Civil Aviation	37,48,50		43,83,50	29,23,08	15,28,02	
327 Ministry of Livestock Development			6,47,02,92	5,63,90,84	4,26,95,93	3,47,50,68
329 Ministry of Forestry and Soil Conservation	7,64,78,44	4,94,95,04	7,18,74,90	5,90,45,86	7,16,47,93	5,44,17,04
331 Ministry of Population and environment	7,77,82,05	5,06,88,81	7,73,34,30	4,65,47,04	7,03,92,77	4,12,76,29
337 Ministry of Physical Infrastructure and Transport	2,41,15,65	1,86,62,18	6,65,30,61	4,82,11,94	14,00,19,59	7,64,95,90
347 Ministry of Urban Development	14,21,88,78	12,94,87,58	4,56,18,27	5,05,86,27	10,42,95,78	9,75,82,64
350 Ministry of Education	66,70,09	60,27,57				
357 Ministry of Irrigation	16,38,55,60	16,27,65,74	21,98,37,16	24,06,75,99	24,85,93,20	31,20,05,61
365 Ministry of Federal Affairs and Local Development	5,22,05,76	3,08,60,61	5,47,13,65	7,11,84,86	4,05,06,42	2,74,06,75
370 Ministry of Health					40,06,70	76,55
371 Ministry of Labour and Employment			1,00,61	95,23	1,15,70	99,48
501 MOF Policy Financing	12,29,50,00	6,73,71,02	37,71,26,20	18,81,34,11	37,35,03,16	29,97,98,85
602 MOF Miscellaneous	74,00,00,00	22,47,56,71	56,83,00,00			
701 State					7,14,35,00	7,14,55,00
801 Local Level					2,25,05,45,91	2,34,01,01,59
Total	1,59,34,67,29	85,63,53,02	2,01,61,41,37	1,18,48,43,98	3,93,51,47,97	3,88,72,71,13

## Function wise Climate Change Responsive Budget and Expenditure (Fiscal Year 2074/75)

Function	Direct Responsive						Indirect Responsive						Total Responsive					
	Recurrent		Capital/Finance		Total		Recurrent		Capital/Finance		Total		Recurrent		Capital/Finance		Total	
	Budget	Expenditure	Budget	Expenditure	Budget	Expenditure	Budget	Expenditure	Budget	Expenditure	Budget	Expenditure	Budget	Expenditure	Budget	Expenditure	Budget	Expenditure
01 GENERAL PUBLIC SERVICE	88035	48634	66052	180525	232258807	241198876	796112	428132	232346842	241246510	862164	608657						
02 DEFENCE	0	0	0	0	0	0	0	0	0	0	0	0	0	0	0	0	0	0
03 PUBLIC ORDER AND SAFETY	0	0	0	0	0	0	0	0	0	0	0	0	0	0	0	0	0	0
04 ECONOMIC AFFAIRS	7067827	4962499	28282130	39103619	17347924	13354122	56690797	43689586	24415751	18316621	8497927	82793205						
05 ENVIRONMENTAL PROTECTION	1665082	718822	6111285	3918264	1116010	1486376	5313026	8652654	2781092	2185198	11424311	12570918						
06 HOUSING AND COMMUNITY AMENITY HEALTH	1463110	1008829	13143385	8681448	6388548	5019118	14846021	15903866	7851658	6027947	27989406	24585314						
07	0	0	0	0	520546	392743	350100	0	520546	392743	350100	0						
08 RECREATION/CULTURE AND RELIGIO EDUCATION	0	0	0	0	0	0	0	0	0	0	0	0	0	0	0	0	0	0
09	0	0	0	0	0	0	0	0	0	0	0	0	0	0	0	0	0	0
10 SOCIAL PROTECTION	0	0	0	0	0	0	0	0	0	0	0	0	0	0	0	0	0	0
<b>Total Expenditure</b>	<b>10,28,40,64</b>	<b>67,98,784</b>	<b>47,60,28,52</b>	<b>51,88,38,86</b>	<b>2,57,63,18,35</b>	<b>2,61,43,23,35</b>	<b>77,99,60,56</b>	<b>6,88,74,23,8</b>	<b>2,67,91,58,89</b>	<b>2,681,69,01,9</b>	<b>1,25,59,8,90,8</b>	<b>1,20,55,80,94</b>						

Government of Nepal  
Ministry of Finance  
Financial Comptroller General Office

**Source wise Climate Change Responsive Expenditure (Fiscal Year 2074/75)**

Ministry	Recurrent	Capital/Finance	Total	Cash		Kinds and Direct Payment
				Cash Total	GON	
305 Ministry of Finance	5,92,37,92.05	48,61.59	5,92,86,53.64	4,21,98,38.70	2,39,30,24.73	1,82,66,13.97
307 Ministry of Industry	64,10,68.48	52,84,44.52	1,16,95,13.01	1,16,95,13.01	22,76,19.16	94,18,93.84
308 Ministry of Energy	74,51,17.08	2,04,50,16,95.73	2,05,24,68,12.81	2,04,75,55,61.44	2,04,14,02,20.07	61,53,41.37
312 Ministry of Agriculture Development	1,01,71,29,82.77	18,25,51,24.14	1,19,96,80,86.91	1,15,66,70,79.00	1,13,90,54,47.86	1,76,16,31,14
313 Ministry of drinking and sanitation	12,87,15,96.58	1,86,62,00,95.28	1,99,49,16,91.87	1,86,66,45,81.87	1,56,47,00,22.91	30,19,45,58.96
327 Ministry of Livestock Development	25,14,61,67.70	9,60,45,13.71	34,75,06,81.41	33,91,84,61.01	32,50,06,74.91	1,41,77,86.10
329 Ministry of Forestry and Soil Conservation	20,30,04,64.13	34,11,65,80.02	54,41,70,44.14	52,61,57,90.31	45,12,76,64.24	7,48,81,26.08
331 Ministry of Population and environment	35,48,78,35.57	5,78,84,52.76	41,27,62,88.33	38,25,89,01.21	32,92,61,15.60	1,80,12,53.83
337 Ministry of Physical Infrastructure and Transport	29,48,10,38	76,20,10,90.14	76,49,59,00.52	74,44,02,97.98	73,48,31,59.56	3,01,73,87.12
347 Ministry of Urban Development	52,66,08,05.28	44,92,18,35.38	97,58,26,40.67	95,52,67,43.98	41,74,95,32.65	2,05,58,96.69
357 Ministry of Irrigation	5,50,57,23.03	3,06,49,98,85.92	3,12,00,56,08.95	3,09,93,94,65.21	2,40,86,03,10.87	2,06,61,43.74
365 Ministry of Federal Affairs and Local Development	8,66,72,34.33	18,73,95,13.93	27,40,67,48.25	18,64,54,73.25	12,84,69,82.79	8,76,12,75.01
370 Ministry of Health	7,65,48.44		7,65,48.44	7,65,48.44		
371 Ministry of Labour and Employment	9,94,80.64		9,94,80.64	9,94,80.64		
501 MOF Policy Financing		2,99,79,88,53.34	2,99,79,88,53.34	2,72,82,64,90.00	2,40,58,19,50.00	32,24,45,40.00
701 State	71,45,50,00.00		71,45,50,00.00	71,45,50,00.00		
801 Local Level	23,40,10,15,86.48		23,40,10,15,86.48	23,40,10,15,86.48		
<b>Total</b>	<b>26,81,69,01,92.93</b>	<b>12,05,58,09,46.46</b>	<b>38,87,27,11,39.39</b>	<b>38,20,38,08,12.51</b>	<b>36,08,94,53,40.91</b>	<b>2,11,43,54,71.60</b>
						<b>66,89,03,26.89</b>

### District wise Climate Change Expenditure (Fiscal Year 2074/75)

District	Recurrent Expenditure	Capital/Finance Expenditure	Total Expenditure	
01	Taplejung	22,36,48,34,93	2,97,90,96,37	25,34,39,31,30
02	Panchathar	24,75,50,04,18	4,35,08,62,06	29,10,58,66,23
03	Ilam	30,96,13,34,69	4,94,36,98,72	35,90,50,33,41
04	Jhapa	57,28,67,77,38	15,51,18,83,44	72,79,86,60,82
05	Sankhuwasava	24,26,44,12,61	4,52,97,28,06	28,79,41,40,68
06	Terathum	15,48,32,34,83	1,37,65,50,94	16,85,97,85,77
07	Bhojapur	25,97,68,63,76	1,14,15,94,86	27,11,84,58,62
08	Dhankuta	21,06,39,24,61	3,65,88,43,50	24,72,27,68,11
09	Sunsari	50,59,04,86,98	7,79,56,25,28	58,38,61,12,26
10	Morang	76,62,55,19,50	23,77,57,60,05	1,00,40,12,79,54
11	Solukhumbu	18,77,01,82,47	1,17,43,01,77	19,94,44,84,24
12	Khotang	29,19,36,57,20	4,22,89,97,88	33,42,26,55,08
13	Udayapur	32,40,24,76,50	4,81,59,53,57	37,21,84,30,07
14	Okhaldhunga	22,01,89,12,67	4,39,07,05,51	26,40,96,18,18
15	Saptari	52,49,94,08,32	9,08,99,64,97	61,58,93,73,29
16	Siraha	50,11,53,70,36	8,75,99,25,75	58,87,52,96,11
17	Dhanusa	64,80,51,29,44	20,19,80,44,55	85,00,31,73,99
18	Mahotari	46,07,56,91,68	6,17,85,31,79	52,25,42,23,47
19	Sarlahi	58,58,31,58,26	11,83,44,99,08	70,41,76,57,34
20	Sindhuli	34,10,86,33,27	2,81,39,08,42	36,92,25,41,69
21	Ramechhap	25,64,43,14,63	5,01,49,58,99	30,65,92,73,61
22	Dolakha	25,05,87,75,04	7,31,33,38,67	32,37,21,13,72
23	Sindhupalchok	34,06,01,30,24	3,05,06,29,73	37,11,07,59,97
24	Rasuwa	9,52,14,34,65	1,00,19,61,35	10,52,33,96,00
25	Dhading	36,87,10,10,71	2,94,30,75,69	39,81,40,86,39
26	Nuwakot	31,65,77,74,26	5,11,99,89,79	36,77,77,64,05
27	Kathmandu	1,86,62,35,73,14	4,06,28,06,63,44	5,92,90,42,36,58
28	Lalitpur	75,09,24,42,24	26,41,09,47,55	1,01,50,33,89,79
29	Bhaktapur	16,15,48,95,01	3,89,59,20,96	20,05,08,15,97
30	Kavrepalanchowk	41,50,61,85,27	5,05,60,93,55	46,56,22,78,82
31	Makawanpur	48,40,44,96,77	6,60,15,73,39	55,00,60,70,16
32	Rautahat	50,70,60,66,20	4,71,18,76,32	55,41,79,42,52
33	Bara	50,81,32,09,95	7,48,88,20,48	58,30,20,30,43
34	Parsa	40,93,43,90,77	9,22,05,63,83	50,15,49,54,60
35	Chitawan	41,20,01,01,81	13,16,14,74,05	54,36,15,75,86

	District	Recurrent Expenditure	Capital/Finance Expenditure	Total Expenditure
36	Nawalparasi	41,25,00,99,77	4,04,91,30,97	45,29,92,30,73
37	Rupandehi	68,67,73,54,11	19,89,04,75,87	88,56,78,29,97
38	Kapilbastu	42,16,42,87,36	8,60,45,56,58	50,76,88,43,94
39	Arghakhachi	23,54,86,45,81	5,08,82,92,17	28,63,69,37,98
40	Palpa	32,36,62,77,21	4,16,88,06,26	36,53,50,83,47
41	Gulmi	34,60,11,31,78	5,96,64,72,42	40,56,76,04,20
42	Syanja	34,43,05,61,30	5,58,48,51,03	40,01,54,12,33
43	Tanahu	35,20,82,18,23	3,57,30,24,88	38,78,12,43,11
44	Gorakha	34,58,02,12,76	2,05,70,61,70,09	2,40,28,63,82,85
45	Manang	5,86,99,16,05	37,15,76,36	6,24,14,92,41
46	Lamjung	23,58,11,63,50	2,69,81,22,41	26,27,92,85,91
47	Kaski	45,53,13,30,48	13,71,60,29,18	59,24,73,59,66
48	Parbat	21,42,82,01,32	4,30,98,78,50	25,73,80,79,82
49	Baglung	31,95,66,26,90	6,42,49,01,60	38,38,15,28,51
50	Myagdi	16,84,35,33,72	1,83,86,23,52	18,68,21,57,23
51	Mustang	7,66,07,59,69	74,99,62,90	8,41,07,22,59
52	Mugu	11,53,67,99,90	1,96,95,95,04	13,50,63,94,94
53	Dolpa	13,77,71,90,12	1,86,26,47,82	15,63,98,37,94
54	Humla	13,17,39,44,32	3,23,66,91,87	16,41,06,36,19
55	Jumla	19,35,77,92,32	4,37,35,63,75	23,73,13,56,07
56	Kalikot	21,12,51,51,55	2,45,42,58,83	23,57,94,10,38
57	Rukum	25,05,35,26,61	3,47,27,76,50	28,52,63,03,11
58	Rolpa	27,22,49,62,47	2,61,67,52,74	29,84,17,15,20
59	Pyuthan	25,68,27,33,18	12,05,65,21,59	37,73,92,54,78
60	Dang	42,64,82,43,89	32,46,60,80,66	75,11,43,24,54
61	Salyan	28,84,62,10,25	1,59,83,43,01	30,44,45,53,26
62	Banke	39,39,37,83,68	25,51,23,40,99	64,90,61,24,66
63	Bardiya	34,32,39,17,63	21,00,40,42,02	55,32,79,59,65
64	Surkhet	47,27,38,05,66	59,42,19,29,82	1,06,69,57,35,48
65	Jajarkot	24,38,75,67,16	4,41,93,40,62	28,80,69,07,78
66	Dailekha	32,48,14,95,90	2,56,36,97,43	35,04,51,93,33
67	Kailali	67,57,50,22,10	29,47,62,61,62	97,05,12,83,72
68	Doti	27,55,66,14,86	6,78,75,70,00	34,34,41,84,86
69	Achham	33,31,13,08,62	3,44,34,96,16	36,75,48,04,79
70	Bajura	20,93,19,43,34	3,04,44,58,12	23,97,64,01,46
71	Bajhang	31,34,10,45,46	2,14,99,64,86	33,49,10,10,32
72	Darchula	22,83,61,65,19	8,45,32,34,57	31,28,93,99,77
73	Baitadi	32,15,83,12,80	9,15,26,67,27	41,31,09,80,07
74	Dadeldhura	20,70,64,98,88	4,29,77,44,07	25,00,42,42,95
75	Kanchanpur	34,40,73,97,13	16,13,61,48,51	50,54,35,45,64
76	Nawalparasi (Bardaghat	9,93,34,75,81	4,95,79,51	9,98,30,55,32
77	Rukum Purba	2,75,31,49,79		2,75,31,49,79
	Total	26,81,69,01,92,94	12,05,58,09,46,48	38,87,27,11,39,39

Government of Nepal  
Ministry of Finance

**Financial Comptroller General Office**  
**Debt Section**  
**Anamnagar, Kathmandu, Nepal**  
**Donorwise Outstanding external debt & Equivalent NPR**

As on 2075/03/32 (2018-Jul-16)

Fiscal Year: 2074/75 Month: Aashadh

Donor	Commit. Currency	In Commitment Currency			FX Rate	ClosingBalanceNPR	
		Opening Balance	Disbursement	Principal Payment			Closing Balance
<b>Donor Type: Multilateral</b>							
EEC	GBP	541,152.00		48,858.22	492,293.78	145.500	71,628,744.99
EEC	EUR	1,937,548.48		174,914.78	1,762,633.70	128.470	226,445,551.44
EEC	DKK	550,080.00		49,672.74	500,407.26	17.230	8,622,017.09
EIB	USD	844,685.30	2,470,000.00	0.00	3,314,685.30	109.940	364,416,501.88
IDA	USD	75,643,628.54		8,042,791.50	67,600,837.04	109.940	7,432,036,024.18
IDA	SDR	1,339,882,023.40	355,799,165.41	35,765,826.21	1,659,915,362.60	153.826	255,338,140,567.31
IFAD	USD	3,311,761.74		288,000.00	3,023,761.74	109.940	332,432,365.70
IFAD	SDR	50,726,459.10	3,308,586.94	2,046,058.00	51,988,988.04	153.826	7,997,258,074.24
NDF	EUR	18,665,931.48		869,451.06	17,796,480.42	128.470	2,286,313,839.56
OFID	USD	44,229,450.40	13,639,406.60	5,084,947.73	52,783,909.27	109.940	5,803,062,985.14
<b>Total of Multilateral</b>							<b>279,860,356,671.52</b>
<b>Donor Type: Bilateral</b>							
ADB	SDR	1,117,980,052.06	169,160,648.74	61,374,715.11	1,225,765,985.69	153.826	188,554,678,514.75
Austria	EUR	573,484.64		218,018.50	355,466.14	128.470	45,666,735.01
Belgium	EUR	7,189,910.80		538,446.72	6,651,464.08	128.470	854,513,590.36
China	RMB	536,127,448.16	281,014,554.83	14,415,914.17	802,726,088.82	16.430	13,188,789,639.31
France	EUR	4,181,580.71		835,957.40	3,345,623.31	128.470	429,812,226.64
India	USD	69,639,362.64	20,304,433.18	6,451,612.90	83,492,182.92	109.940	9,179,130,590.22
Japan	JPY	15,817,043,428.00	8,399,173,762.00	1,411,496,000.00	22,804,721,190.00	0.978	22,303,017,323.82
Korea	KRW	62,894,954,740.00	139,074,960.00	619,950,000.00	62,414,079,700.00	0.097	6,072,889,954.81
Kuwait	KUD	680,221.67	248,894.79	74,000.00	855,116.46	363.320	310,680,912.25
Russia	USD	0.00			0.00	109.940	0.00
Saudi	SAR	35,159,938.49	17,003.18	3,750,000.00	31,426,941.67	29.320	921,437,929.76
<b>Total of Bilateral</b>							<b>241,860,617,416.93</b>
<b>Grand Total</b>							<b>521,720,974,088.45</b>



**Financial Comptroller General Office**  
**Debt Section**  
Anamnagar, Kathmandu, Nepal

**Donorwise Outstanding external debt (in commitment currency, NPR & USD)**

As on 2075/03/32 (2018-Jul-16)

Fiscal Year: 2074/75 Month: Aashadh

<b>Donor:</b>	<b>Commitment Currency</b>	<b>Amount (Commit Cur.)</b>	<b>NPR Amount</b>	<b>USD Amount</b>
<b>DonorType: Multilateral</b>				
EEC	GBP	492,293.78	71,628,744.99	651,525.79
EEC	EUR	1,762,633.70	226,445,551.44	2,059,719.41
EEC	DKK	500,407.26	8,622,017.09	78,424.75
EIB	USD	3,314,685.30	364,416,501.88	3,314,685.30
IDA	USD	67,600,837.04	7,432,036,024.18	67,600,837.04
IDA	SDR	1,659,915,362.60	255,338,140,567.31	2,322,522,653.88
IFAD	USD	3,023,761.74	332,432,365.70	3,023,761.74
IFAD	SDR	51,988,988.04	7,997,258,074.24	72,742,023.60
NDF	EUR	17,796,480.42	2,286,313,839.56	20,796,014.55
OFID	USD	52,783,909.27	5,803,062,985.14	52,783,909.27
<b>Total of Multilateral</b>			<b>279,860,356,671.52</b>	<b>2,545,573,555.32</b>
<b>DonorType: Bilateral</b>				
ADB	SDR	10,540,849.20	1,621,456,669.04	14,748,559.84
ADB	SDR	1,215,225,136.49	186,933,221,845.71	1,700,320,373.35
Austria	EUR	355,466.14	45,666,735.01	415,378.71
Belgium	EUR	6,651,464.08	854,513,590.36	7,772,544.94
China	RMB	802,726,088.82	13,188,789,639.31	119,963,522.28
France	EUR	3,345,623.31	429,812,226.64	3,909,516.34
India	USD	83,492,182.92	9,179,130,590.22	83,492,182.92
Japan	JPY	22,804,721,190.00	22,303,017,323.82	202,865,356.77
Korea	KRW	62,414,079,700.00	6,072,889,954.81	55,238,220.44
Kuwait	KUD	855,116.46	310,680,912.25	2,825,913.34
Russia	USD	0.00	0.00	0.00
Saudi	SAR	31,426,941.67	921,437,929.76	8,381,280.06
<b>Total of Bilateral</b>			<b>241,860,617,416.93</b>	<b>2,199,932,848.98</b>
<b>Grand Total</b>			<b>521,720,974,088.45</b>	<b>4,745,506,404.30</b>

**Financial Comptroller General Office****Debt Section**

Anamnagar, Kathmandu, Nepal

**Outstanding external debt (currencywise summary)**

As on 2075/03/32 (2018-Jul-16)

Fiscal Year: 2074/75 Month: Aashadh

Currency	Amount (Commit Cur.)	NPR Amount	USD Amount
SDR	2,937,670,336.33	451,890,077,156.30	4,110,333,610.66
USD	210,215,376.27	23,111,078,467.12	210,215,376.27
DKK	500,407.26	8,622,017.09	78,424.75
EUR	29,911,667.65	3,842,751,943.00	34,953,173.94
JPY	22,804,721,190.00	22,303,017,323.82	202,865,356.77
KRW	62,414,079,700.00	6,072,889,954.81	55,238,220.44
KUD	855,116.46	310,680,912.25	2,825,913.34
GBP	492,293.78	71,628,744.99	651,525.79
RMB	802,726,088.82	13,188,789,639.31	119,963,522.28
SAR	31,426,941.67	921,437,929.76	8,381,280.06
<b>Total</b>		<b>521,720,974,088.45</b>	<b>4,745,506,404.30</b>

Government of Nepal  
Ministry of Finance  
**Financial Comptroller General Office**  
**Debt Section**  
Anamnagar, Kathmandu, Nepal  
**Monthly disbursement summary of external debt**

As on 2075/03/32 (2018-Jul-16)

Fiscal Year: 2074/75      Month: Aashadh

*In NPR.*

SN	Donor:	Upto Previous Month	This Month	Total upto this month
1	ADB	18,456,232,621.04	3,892,552,543.17	22,348,785,164.21
2	China	141,971,739.86		141,971,739.86
3	EIB	252,755,100.00		252,755,100.00
4	IDA	40,768,693,969.83	13,231,309,333.07	54,000,003,302.90
5	IFAD	124,073,069.72	0.00	124,073,069.72
6	India	1,447,806,598.44	635,791,493.29	2,083,598,091.73
7	Japan	5,947,000,607.52	2,051,186,063.41	7,998,186,670.93
8	Korea		13,865,773.51	13,865,773.51
9	Kuwait	86,376,010.17		86,376,010.17
10	OFID	1,382,332,103.45	25,320,022.94	1,407,652,126.39
11	Saudi	465,547.07		465,547.07
<b>Total</b>		<b>68,607,707,367.10</b>	<b>19,850,025,229.39</b>	<b>88,457,732,596.49</b>

Government of Nepal  
Ministry of Finance

**Financial Comptroller General Office**

**Debt Section**

Anamnagar, Kathmandu, Nepal

**Monthly principal repayment summary of external debt**

As on 2075/03/32 (2018-Jul-16)

Fiscal Year: 2074/75 Month: Aashadh *In NPR.*

SN	Donor:	Upto Previous Month	This Month	Total upto this month
1	ADB	7,546,514,047.37	1,619,850,612.38	9,166,364,659.75
2	Austria	26,731,248.29		26,731,248.29
3	Belgium	66,018,952.34		66,018,952.34
4	China	243,699,847.46		243,699,847.46
5	EEC	28,077,089.80		28,077,089.80
6	EIB	0.00		0.00
7	France	81,132,533.92	23,938,896.64	105,071,430.56
8	IDA	5,172,379,655.33	545,349,659.98	5,717,729,315.31
9	IFAD	321,922,605.11	15,097,690.98	337,020,296.09
10	India	680,870,967.41	0.00	680,870,967.41
11	Japan	1,335,569,640.00		1,335,569,640.00
12	Korea	61,320,338.06		61,320,338.06
13	Kuwait	12,697,166.32	13,690,656.36	26,387,822.68
14	NDF	108,537,923.08		108,537,923.08
15	OFID	354,283,560.21	181,937,929.40	536,221,489.61
16	Saudi	104,105,476.83		104,105,476.83
<b>Total</b>		<b>16,143,861,051.53</b>	<b>2,399,865,445.74</b>	<b>18,543,726,497.27</b>

Government of Nepal  
Ministry of Finance

**Financial Comptroller General Office**  
**Debt Section**

Anamnagar, Kathmandu, Nepal

**Monthly interest payment summary of external debt**

As on 2075/03/32 (2018-Jul-16)

Fiscal Year: 2074/75 Month: Aashadh *In NPR.*

SN	Donor:	Upto Previous Month	This Month	Total upto this month
1	ADB	1,284,179,002.83	237,270,832.79	1,521,449,835.62
2	Austria	0.00		0.00
3	Belgium	0.00		0.00
4	China	241,570,173.16		241,570,173.16
5	EEC	2,389,130.24		2,389,130.24
6	EIB	4,723,344.60		4,723,344.60
7	France	3,871,489.28	1,516,345.44	5,387,834.72
8	IDA	1,358,682,097.99	239,132,081.54	1,597,814,179.53
9	IFAD	65,528,171.37	2,523,855.04	68,052,026.41
10	India	133,026,354.76	32,222,438.66	165,248,793.42
11	Japan	74,250,934.95		74,250,934.95
12	Korea	33,594,564.62		33,594,564.62
13	Kuwait	3,879,159.16	2,310,786.69	6,189,945.85
14	NDF	17,241,421.51		17,241,421.51
15	OFID	63,150,286.52	37,277,562.00	100,427,848.52
16	Saudi	18,787,690.80		18,787,690.80
<b>Total</b>		<b>3,304,873,821.79</b>	<b>552,253,902.16</b>	<b>3,857,127,723.95</b>

Government of Nepal  
Ministry of Finance

**Financial Comptroller General Office**

**Debt Section**

Anamnagar, Kathmandu, Nepal

**Loan ID-wise Outstanding external debt & Equivalent NPR**

As on 2075/03/32 (2018-Jul-16)

Fiscal Year: 2074/75 Month: Aashadh

LoanID	Commit. Currency	In Commitment Currency			FX Rate	ClosingBalanceNPR	
		Opening Balance	Disbursement	Principal Payment			Closing Balance
<b>Donor: EEC</b>							
9	DKK	163,440.00		14,772.56	148,667.44	17.230	2,561,539.99
9	GBP	160,740.00		14,528.35	146,211.65	145.500	21,273,795.08
9	EUR	575,404.92		52,007.53	523,397.39	128.470	67,240,862.69
23	DKK	221,040.00		19,925.19	201,114.81	17.230	3,465,208.18
23	GBP	217,440.00		19,597.95	197,842.05	145.500	28,786,018.28
23	EUR	778,554.07		70,162.82	708,391.25	128.470	91,007,023.89
26	DKK	165,600.00		14,974.99	150,625.01	17.230	2,595,268.92
26	GBP	162,972.00		14,731.92	148,240.08	145.500	21,568,931.64
26	EUR	583,589.49		52,744.43	530,845.06	128.470	68,197,664.86
<b>Total of EEC</b>							<b>306,696,313.52</b>
<b>Donor: EIB</b>							
84065	USD	844,685.30	2,470,000.00	0.00	3,314,685.30	109.940	364,416,501.88
<b>Total of EIB</b>							<b>364,416,501.88</b>
<b>Donor: IDA</b>							
166	USD	106,895.12		53,447.56	53,447.56	109.940	5,876,024.75
223	USD	227,754.11		65,072.52	162,681.59	109.940	17,885,214.00
291	USD	479,687.10		95,937.42	383,749.68	109.940	42,189,439.82
373	USD	983,292.31		268,140.00	715,152.31	109.940	78,623,844.96
397	USD	990,000.00		165,000.00	825,000.00	109.940	90,700,500.00
470	USD	1,521,000.00		234,000.00	1,287,000.00	109.940	141,492,780.00
470.1	USD	560,720.36		86,256.00	474,464.36	109.940	52,162,611.74
505	USD	614,282.07		88,000.00	526,282.07	109.940	57,859,450.78
600	USD	6,630,000.00		780,000.00	5,850,000.00	109.940	643,149,000.00
600.1	USD	3,774,000.00		444,000.00	3,330,000.00	109.940	366,100,200.00
617	USD	2,040,000.00		240,000.00	1,800,000.00	109.940	197,892,000.00
654	USD	2,430,000.00		270,000.00	2,160,000.00	109.940	237,470,400.00
659	USD	806,228.57		89,576.00	716,652.57	109.940	78,788,783.55
704	USD	2,191,258.21		219,124.00	1,972,134.21	109.940	216,816,435.05
705	USD	998,034.56		99,796.00	898,238.56	109.940	98,752,347.29
730	USD	5,100,000.00		510,000.00	4,590,000.00	109.940	504,624,600.00
772	USD	1,476,124.28		140,580.00	1,335,544.28	109.940	146,829,738.14
799	USD	4,785,000.00		435,000.00	4,350,000.00	109.940	478,239,000.00
812	USD	9,900,000.00		1,350,000.00	8,550,000.00	109.940	939,987,000.00
856	USD	4,620,000.00		420,000.00	4,200,000.00	109.940	461,748,000.00
939	USD	2,291,999.65		190,994.00	2,101,005.65	109.940	230,984,561.16
1008	USD	6,375,000.00		510,000.00	5,865,000.00	109.940	644,798,100.00
1055	USD	6,229,481.02		479,188.00	5,750,293.02	109.940	632,187,214.62
1059	USD	10,512,871.18		808,680.00	9,704,191.18	109.940	1,066,878,778.33
1062	SDR	1,316,549.87		101,272.00	1,215,277.87	153.826	186,941,333.63

**Financial Comptroller General Office**  
**Debt Section**

Anamnagar, Kathmandu, Nepal

**Loan ID-wise Outstanding external debt & Equivalent NPR**

As on 2075/03/32 (2018-Jul-16)

Fiscal Year: 2074/75 Month: Aashadh

LoanID	Commit. Currency	In Commitment Currency			Closing Balance	FX Rate	ClosingBalanceNPR
		Opening Balance	Disbursement	Principal Payment			
<b>Donor: IDA</b>							
1093	SDR	1,125,094.89		83,336.00	1,041,758.89	153.826	160,249,603.01
1100	SDR	4,568,470.69		338,402.00	4,230,068.69	153.826	650,694,546.31
1101	SDR	1,790,114.17		132,598.00	1,657,516.17	153.826	254,969,082.37
1191	SDR	2,479,500.00		171,000.00	2,308,500.00	153.826	355,107,321.00
1198	SDR	4,310,468.21		297,270.00	4,013,198.21	153.826	617,334,227.85
1260	SDR	2,644,107.04		176,266.00	2,467,841.04	153.826	379,618,115.82
1316	SDR	7,021,500.00		453,000.00	6,568,500.00	153.826	1,010,406,081.00
1339	SDR	1,917,980.39		123,736.00	1,794,244.39	153.826	276,001,437.54
1379	SDR	2,559,905.71		159,992.00	2,399,913.71	153.826	369,169,126.35
1400	SDR	1,629,198.05		101,824.00	1,527,374.05	153.826	234,949,840.62
1452	SDR	5,023,473.30		304,450.00	4,719,023.30	153.826	725,908,478.15
1463	SDR	3,310,511.82		200,634.00	3,109,877.82	153.826	478,380,065.54
1478	SDR	38,338,033.44		2,255,172.00	36,082,861.44	153.826	5,550,482,243.87
1515	SDR	21,004,204.31		1,235,540.00	19,768,664.31	153.826	3,040,934,556.15
1534	SDR	4,149,184.27		237,094.00	3,912,090.27	153.826	601,781,197.87
1535	SDR	3,643,885.17		208,220.00	3,435,665.17	153.826	528,494,630.44
1570	SDR	3,218,911.03		178,822.00	3,040,089.03	153.826	467,644,735.13
1588	SDR	10,216,769.19		583,814.00	9,632,955.19	153.826	1,481,798,965.06
1696	SDR	2,548,832.98		134,144.00	2,414,688.98	153.826	371,441,947.04
1715	SDR	7,123,800.85		374,930.00	6,748,870.85	153.826	1,038,151,807.37
1727	SDR	2,291,392.52		120,598.00	2,170,794.52	153.826	333,924,637.83
1769	SDR	23,926,500.00		1,227,000.00	22,699,500.00	153.826	3,491,773,287.00
1814	SDR	17,011,128.73		850,550.00	16,160,578.73	153.826	2,485,917,183.72
1902	SDR	4,400,866.03		419,126.00	3,981,740.03	153.826	612,495,141.85
1922	SDR	3,867,923.43		527,442.00	3,340,481.43	153.826	513,852,896.45
1924	SDR	13,156,000.00		1,794,000.00	11,362,000.00	153.826	1,747,771,012.00
1988	SDR	7,307,693.31		635,448.00	6,672,245.31	153.826	1,026,364,807.06
2028	SDR	3,110,876.11		259,232.00	2,851,644.11	153.826	438,657,006.86
2044	SDR	4,215,728.77		351,308.00	3,864,420.77	153.826	594,448,389.37
2046	SDR	22,176,000.00		1,848,000.00	20,328,000.00	153.826	3,126,974,928.00
2047	SDR	7,717,250.15		643,100.00	7,074,150.15	153.826	1,088,188,220.97
2144	SDR	18,999,670.00		1,461,510.00	17,538,160.00	153.826	2,697,825,000.16
2239	SDR	6,048,132.37		432,006.00	5,616,126.37	153.826	863,906,254.99
2347	SDR	23,147,397.52		1,596,372.00	21,551,025.52	153.826	3,315,108,051.64
2357	SDR	12,732,750.53		848,848.00	11,883,902.53	153.826	1,828,053,190.58
2364	SDR	19,625,039.52		1,962,501.00	17,662,538.52	153.826	2,716,957,650.38
2430	SDR	10,029,904.76		647,086.00	9,382,818.76	153.826	1,443,321,478.58
2560	SDR	8,398,171.91		508,974.00	7,889,197.91	153.826	1,213,563,757.70
2578	SDR	23,111,113.92		1,400,672.00	21,710,441.92	153.826	3,339,630,438.79
2600	SDR	12,094,535.29		711,442.00	11,383,093.29	153.826	1,751,015,708.43
2912	SDR	8,779,959.70		462,098.00	8,317,861.70	153.826	1,279,503,393.86

**Financial Comptroller General Office**  
**Debt Section**

Anamnagar, Kathmandu, Nepal

**Loan ID-wise Outstanding external debt & Equivalent NPR**

As on 2075/03/32 (2018-Jul-16)

Fiscal Year: 2074/75 Month: Aashadh

LoanID	Commit. Currency	In Commitment Currency			FX Rate	ClosingBalanceNPR	
		Opening Balance	Disbursement	Principal Payment			Closing Balance
<b>Donor: IDA</b>							
2977	SDR	10,710,187.55		535,504.00	10,174,683.55	153.826	1,565,130,871.76
3008	SDR	11,223,157.66		692,784.01	10,530,373.65	153.826	1,619,845,257.08
3009	SDR	41,768,649.11		2,578,307.00	39,190,342.11	153.826	6,028,493,565.41
3185	SDR	7,560,000.00		180,000.00	7,380,000.00	153.826	1,135,235,880.00
3215	SDR	3,000,971.64		71,450.00	2,929,521.64	153.826	450,636,595.79
3293	SDR	32,313,012.75		760,306.00	31,552,706.75	153.826	4,853,626,668.53
3581	SDR	10,945,399.45		245,962.30	10,699,437.15	153.826	1,645,851,619.04
3727	SDR	5,978,931.28		131,405.08	5,847,526.20	153.826	899,501,565.24
3766	SDR	21,734,610.90		472,491.54	21,262,119.36	153.826	3,270,666,772.67
3808	SDR	3,310,522.87		71,967.88	3,238,554.99	153.826	498,173,959.89
3830	SDR	47,430,000.00		1,530,000.00	45,900,000.00	153.826	7,060,613,400.00
3864	SDR	36,134,511.83		768,819.40	35,365,692.43	153.826	5,440,163,003.74
3911	SDR	15,980,000.00		340,000.00	15,640,000.00	153.826	2,405,838,640.00
3956	SDR	32,430,000.00		690,000.00	31,740,000.00	153.826	4,882,437,240.00
3980	SDR	6,486,000.00		138,000.00	6,348,000.00	153.826	976,487,448.00
4510	SDR	702,163.57		0.00	702,163.57	153.826	108,011,013.32
4515	SDR	8,747,704.00		0.00	8,747,704.00	153.826	1,345,624,315.50
4603	SDR	7,129,365.66	-21,682.72	0.00	7,107,682.94	153.826	1,093,346,435.93
4637	SDR	26,827,916.33		0.00	26,827,916.33	153.826	4,126,831,057.38
4664	SDR	13,615,875.05		0.00	13,615,875.05	153.826	2,094,475,595.44
4652	SDR	46,066,441.74		0.00	46,066,441.74	153.826	7,086,216,467.10
4707	SDR	44,338,771.87		0.00	44,338,771.87	153.826	6,820,455,921.67
4750	SDR	10,525,758.81		0.00	10,525,758.81	153.826	1,619,135,374.71
4832	SDR	26,600,000.00		0.00	26,600,000.00	153.826	4,091,771,600.00
4902	SDR	30,235,042.64	2,330,401.43	0.00	32,565,444.07	153.826	5,009,411,999.51
4932	SDR	7,441,584.76		0.00	7,441,584.76	153.826	1,144,709,217.29
5138	SDR	38,700,000.00		0.00	38,700,000.00	153.826	5,953,066,200.00
5282	SDR	19,900,000.00		0.00	19,900,000.00	153.826	3,061,137,400.00
4905	SDR	3,046,983.97	-85,625.82	0.00	2,961,358.15	153.826	455,533,878.78
5263	SDR	16,223,779.51		0.00	16,223,779.51	153.826	2,495,639,106.91
5273	SDR	14,728,340.23	9,814,210.07	0.00	24,542,550.30	153.826	3,775,282,342.45
4924	SDR	14,837,643.20	104,681.05	0.00	14,942,324.25	153.826	2,298,517,970.08
5246	SDR	3,284,633.07	134,964.55	0.00	3,419,597.62	153.826	526,023,023.49
4981	SDR	14,154,789.24	313,010.88	0.00	14,467,800.12	153.826	2,225,523,821.26
5446	SDR	11,620,818.41	8,015,896.26	0.00	19,636,714.67	153.826	3,020,637,270.83
5002	SDR	7,861,832.98	-503,569.14	0.00	7,358,263.84	153.826	1,131,892,293.45
5137	SDR	8,370,502.68	2,935,313.21	0.00	11,305,815.89	153.826	1,739,128,435.10
5250	SDR	30,122,207.42		0.00	30,122,207.42	153.826	4,633,578,678.59
5344	SDR	12,774,583.10	5,133,901.28	0.00	17,908,484.38	153.826	2,754,790,518.24
5586	SDR	11,664,872.50	11,190,445.97	0.00	22,855,318.47	153.826	3,515,742,218.97
5701	SDR	72,000,000.00		0.00	72,000,000.00	153.826	11,075,472,000.00



**Financial Comptroller General Office**  
**Debt Section**

Anamnagar, Kathmandu, Nepal

**Loan ID-wise Outstanding external debt & Equivalent NPR**

As on 2075/03/32 (2018-Jul-16)

Fiscal Year: 2074/75 Month: Aashadh

LoanID	Commit. Currency	In Commitment Currency			Closing Balance	FX Rate	ClosingBalanceNPR
		Opening Balance	Disbursement	Principal Payment			
<b>Donor: IDA</b>							
5566	SDR	5,826,573.05	516,109.51	0.00	6,342,682.56	153.826	975,669,487.47
5706	SDR	90,782,256.36	51,391,105.78	0.00	142,173,362.14	153.826	21,869,959,604.55
5728	SDR	219,498.81	1,169,494.09	0.00	1,388,992.90	153.826	213,663,221.84
58750	SDR	70,600,000.00		0.00	70,600,000.00	153.826	10,860,115,600.00
5338	SDR	1,837,599.45	3,126,927.84	0.00	4,964,527.29	153.826	763,673,374.91
5865	SDR	0.00	17,298,713.83	0.00	17,298,713.83	153.826	2,660,991,953.61
TF 13557	USD	0.00		0.00	0.00	109.940	0.00
5180	SDR	0.00	11,742,003.84	0.00	11,742,003.84	153.826	1,806,225,482.69
5913	SDR	0.00	17,915,780.78		17,915,780.78	153.826	2,755,912,894.26
5912	SDR	0.00	3,554,746.65		3,554,746.65	153.826	546,812,458.18
6142	SDR	0.00	253,994.28		253,994.28	153.826	39,070,924.12
6149	SDR	0.00	1,457,296.87		1,457,296.87	153.826	224,170,148.32
6195	SDR	0.00	137,300,000.00		137,300,000.00	153.826	21,120,309,800.00
5971	SDR	0.00	21,283,041.71		21,283,041.71	153.826	3,273,885,174.08
6164	SDR	0.00	49,428,003.21		49,428,003.21	153.826	7,603,312,021.78
<b>Total of IDA</b>							<b>262,770,176,591.49</b>
<b>Donor: IFAD</b>							
10	USD	3,311,761.74		288,000.00	3,023,761.74	109.940	332,432,365.70
57	SDR	3,307,500.00		245,000.00	3,062,500.00	153.826	471,092,125.00
82	SDR	2,205,466.37		152,098.00	2,053,368.37	153.826	315,861,442.88
166	SDR	6,612,659.03		377,866.00	6,234,793.03	153.826	959,073,272.63
191	SDR	295,117.52		15,530.00	279,587.52	153.826	43,007,829.85
208	SDR	2,375,000.00		118,750.00	2,256,250.00	153.826	347,069,912.50
250	SDR	2,066,766.43		91,860.00	1,974,906.43	153.826	303,791,956.50
352	SDR	1,697,343.74		102,870.00	1,594,473.74	153.826	245,271,517.53
452	SDR	4,257,707.86		212,886.00	4,044,821.86	153.826	622,198,767.44
576	SDR	12,026,167.08		490,864.00	11,535,303.08	153.826	1,774,429,531.58
646A	SDR	644,241.46		0.00	644,241.46	153.826	99,101,086.83
646	SDR	6,554,165.00		238,334.00	6,315,831.00	153.826	971,539,019.41
796	SDR	3,500,049.58	1,057,127.78	0.00	4,557,177.36	153.826	701,012,364.58
881	SDR	4,064,688.23	1,936,700.28	0.00	6,001,388.51	153.826	923,169,588.94
200000070100	SDR	1,119,586.80	314,758.88	0.00	1,434,345.68	153.826	220,639,658.57
<b>Total of IFAD</b>							<b>8,329,690,439.94</b>
<b>Donor: NDF</b>							
37	EUR	2,948,909.38		203,373.06	2,745,536.32	128.470	352,719,051.03
76	EUR	3,680,798.36		230,049.90	3,450,748.46	128.470	443,317,654.66
129	EUR	3,853,111.51		214,061.74	3,639,049.77	128.470	467,508,723.95
223	EUR	1,350,920.39		67,546.02	1,283,374.37	128.470	164,875,105.31
265	EUR	6,832,191.84		154,420.34	6,677,771.50	128.470	857,893,304.61

**Financial Comptroller General Office**

**Debt Section**

Anamnagar, Kathmandu, Nepal

**Loan ID-wise Outstanding external debt & Equivalent NPR**

As on 2075/03/32 (2018-Jul-16)

Fiscal Year: 2074/75 Month: Aashadh

LoanID	Commit. Currency	In Commitment Currency				FX Rate	ClosingBalanceNPR
		Opening Balance	Disbursement	Principal Payment	Closing Balance		
<b>Donor: NDF</b>							
<b>Total of NDF</b>							<b>2,286,313,839.56</b>
<b>Donor: OFID</b>							
698	USD	0.00			0.00	109.940	0.00
825	USD	24,091.35		24,091.35	0.00	109.940	0.00
838	USD	3,653,480.00		913,320.00	2,740,160.00	109.940	301,253,190.40
1060	USD	2,480,192.69		310,020.00	2,170,172.69	109.940	238,588,785.54
1155	USD	5,682,375.27		572,920.00	5,109,455.27	109.940	561,733,512.38
1185	USD	6,056,706.81		666,660.00	5,390,046.81	109.940	592,581,746.29
1346	USD	3,131,944.60	660,856.49	131,296.38	3,661,504.71	109.940	402,545,827.82
1364	USD	7,881,553.35	2,625,671.36	1,133,320.00	9,373,904.71	109.940	1,030,567,083.82
1442	USD	15,319,106.33	2,733,711.45	1,333,320.00	16,719,497.78	109.940	1,838,141,585.93
1627	USD	0.00	3,028,235.44		3,028,235.44	109.940	332,924,204.27
1674	USD	0.00	4,590,931.86		4,590,931.86	109.940	504,727,048.69
<b>Total of OFID</b>							<b>5,803,062,985.14</b>
<b>Donor: ADB</b>							
182	SDR	0.00			0.00	153.826	0.00
232	SDR	0.00			0.00	153.826	0.00
233	SDR	0.00			0.00	153.826	0.00
249	SDR	0.00			0.00	153.826	0.00
250	SDR	0.00			0.00	153.826	0.00
274	SDR	0.00			0.00	153.826	0.00
284	SDR	0.00			0.00	153.826	0.00
295	SDR	0.00			0.00	153.826	0.00
309	SDR	61,027.52		61,027.52	0.00	153.826	0.00
310	SDR	114,223.75		114,223.75	0.00	153.826	0.00
315	SDR	126,718.88		126,718.88	0.00	153.826	0.00
334	SDR	44,051.97		43,745.31	306.66	153.826	47,172.28
387	SDR	1,134,751.98		758,065.99	376,685.99	153.826	57,944,099.10
388	SDR	605,064.56		404,602.72	200,461.84	153.826	30,836,243.00
445	SDR	1,281,422.38		513,935.42	767,486.96	153.826	118,059,449.11
447	SDR	1,529,890.86		612,616.88	917,273.98	153.826	141,100,587.25
462	SDR	1,522,238.62		434,800.00	1,087,438.62	153.826	167,276,333.16
489	SDR	2,824,163.68		807,000.00	2,017,163.68	153.826	310,292,220.24
490	SDR	1,443,976.50		412,461.29	1,031,515.21	153.826	158,673,858.69
512	SDR	1,157,142.01		330,800.00	826,342.01	153.826	127,112,886.03
533	SDR	1,706,913.18		426,800.00	1,280,113.18	153.826	196,914,690.03
560	SDR	2,870,294.10		637,800.00	2,232,494.10	153.826	343,415,637.43
596	SDR	1,573,523.55		314,600.00	1,258,923.55	153.826	193,655,174.00
599	SDR	934,595.36		186,800.00	747,795.36	153.826	115,030,369.05

**Financial Comptroller General Office**

**Debt Section**

Anamnagar, Kathmandu, Nepal

**Loan ID-wise Outstanding external debt & Equivalent NPR**

As on 2075/03/32 (2018-Jul-16)

Fiscal Year: 2074/75 Month: Aashadh

LoanID	Commit. Currency	In Commitment Currency			Closing Balance	FX Rate	ClosingBalanceNPR
		Opening Balance	Disbursement	Principal Payment			
<b>Donor: ADB</b>							
633	SDR	640,856.20		107,000.00	533,856.20	153.826	82,120,963.82
651	SDR	4,519,565.57		695,400.00	3,824,165.57	153.826	588,256,092.97
655	SDR	2,561,712.57		394,000.00	2,167,712.57	153.826	333,450,553.79
659	SDR	834,541.72		128,200.00	706,341.72	153.826	108,653,721.42
669	SDR	3,897,928.18		599,600.00	3,298,328.18	153.826	507,368,630.62
670	SDR	4,246,925.19		653,600.00	3,593,325.19	153.826	552,746,840.68
694	SDR	1,289,490.96		184,000.00	1,105,490.96	153.826	170,053,252.41
708	SDR	8,126,578.43		1,083,400.00	7,043,178.43	153.826	1,083,423,965.17
719	SDR	2,255,370.25		300,800.00	1,954,570.25	153.826	300,663,723.28
721	SDR	1,996,862.44		266,200.00	1,730,662.44	153.826	266,220,880.50
744	SDR	1,196,807.38		149,400.00	1,047,407.38	153.826	161,118,487.64
745	SDR	1,660,009.71		207,400.00	1,452,609.71	153.826	223,449,141.25
748	SDR	3,687,066.64		461,000.00	3,226,066.64	153.826	496,252,926.96
749	SDR	1,823,599.22		228,000.00	1,595,599.22	153.826	245,444,645.62
783	SDR	3,172,055.42		352,600.00	2,819,455.42	153.826	433,705,549.44
792	SDR	1,340,030.22		149,000.00	1,191,030.22	153.826	183,211,414.62
806	SDR	8,707,356.41		916,600.00	7,790,756.41	153.826	1,198,420,895.52
831	SDR	8,231,636.16		866,600.00	7,365,036.16	153.826	1,132,934,052.35
859	SDR	759,969.57		72,400.00	687,569.57	153.826	105,766,076.67
867	SDR	2,856,155.21		285,800.00	2,570,355.21	153.826	395,387,460.53
923	SDR	8,382,394.21		729,000.00	7,653,394.21	153.826	1,177,291,017.75
924	SDR	20,544,187.81		1,786,600.00	18,757,587.81	153.826	2,885,404,702.46
936	SDR	1,440,977.42		125,400.00	1,315,577.42	153.826	202,370,012.21
949	SDR	4,274,439.29		371,800.00	3,902,639.29	153.826	600,327,391.42
964	SDR	1,801,678.50		156,800.00	1,644,878.50	153.826	253,025,080.14
974	SDR	4,606,875.25		368,600.00	4,238,275.25	153.826	651,956,928.61
982	SDR	19,955,695.87		1,596,400.00	18,359,295.87	153.826	2,824,137,046.50
987	SDR	3,742,058.66		299,400.00	3,442,658.66	153.826	529,570,411.03
1006	SDR	1,205,794.84		96,400.00	1,109,394.84	153.826	170,653,770.66
1011	SDR	20,264,830.21		1,621,200.00	18,643,630.21	153.826	2,867,875,060.68
1037	SDR	12,276,942.68		909,400.00	11,367,542.68	153.826	1,748,623,620.29
1040	SDR	9,707,355.04		719,000.00	8,988,355.04	153.826	1,382,642,702.38
1112	SDR	13,426,058.82		926,000.00	12,500,058.82	153.826	1,922,834,048.05
1113	SDR	7,606,730.97		524,600.00	7,082,130.97	153.826	1,089,415,878.59
1114	SDR	5,147,792.12		355,000.00	4,792,792.12	153.826	737,256,040.65
1141	SDR	6,417,849.08		458,400.00	5,959,449.08	153.826	916,718,214.18
1156	SDR	3,261,270.96		233,000.00	3,028,270.96	153.826	465,826,808.69
1165	SDR	9,132,489.59		608,800.00	8,523,689.59	153.826	1,311,165,074.87
1196	SDR	3,110,973.02		200,800.00	2,910,173.02	153.826	447,660,274.97
1229	SDR	10,355,650.34		668,000.00	9,687,650.34	153.826	1,490,212,501.20
1237	SDR	1,867,332.38		116,600.00	1,750,732.38	153.826	269,308,159.09

**Financial Comptroller General Office**

**Debt Section**

Anamnagar, Kathmandu, Nepal

**Loan ID-wise Outstanding external debt & Equivalent NPR**

As on 2075/03/32 (2018-Jul-16)

Fiscal Year: 2074/75 Month: Aashadh

LoanID	Commit. Currency	In Commitment Currency			Closing Balance	FX Rate	ClosingBalanceNPR
		Opening Balance	Disbursement	Principal Payment			
<b>Donor: ADB</b>							
1240	SDR	3,676,002.17		229,800.00	3,446,202.17	153.826	530,115,495.00
1311	SDR	4,415,454.66		259,600.00	4,155,854.66	153.826	639,278,498.93
1377	SDR	19,949,025.23		1,108,400.00	18,840,625.23	153.826	2,898,178,016.63
1437	SDR	13,106,382.48		708,400.00	12,397,982.48	153.826	1,907,132,052.97
1450	SDR	6,345,171.41		334,000.00	6,011,171.41	153.826	924,674,453.31
1451	SDR	6,834,665.21		359,800.00	6,474,865.21	153.826	996,002,615.79
1452	SDR	85,640,737.87		4,507,400.00	81,133,337.87	153.826	12,480,416,831.19
1461	SDR	7,264,532.57		372,600.00	6,891,932.57	153.826	1,060,158,419.51
1464	SDR	12,294,929.76		614,800.00	11,680,129.76	153.826	1,796,707,640.46
1512	SDR	13,427,302.98		671,400.00	12,755,902.98	153.826	1,962,189,531.80
1604	SDR	32,011,003.73		1,185,600.00	30,825,403.73	153.826	4,741,748,554.17
1609	SDR	5,855,329.33		216,900.00	5,638,429.33	153.826	867,337,030.12
1640	SDR	2,937,951.75		70,800.00	2,867,151.75	153.826	441,042,485.10
1650	SDR	10,465,792.23		252,200.00	10,213,592.23	153.826	1,571,116,038.37
1732	SDR	15,475,546.77		1,067,278.00	14,408,268.77	153.826	2,216,366,351.81
1755	SDR	13,743,781.05		886,696.00	12,857,085.05	153.826	1,977,753,964.90
1778	SDR	4,737,956.29		305,676.00	4,432,280.29	153.826	681,799,947.89
1811	SDR	1,215,492.84		78,418.00	1,137,074.84	153.826	174,911,674.34
1820	SDR	48,766,473.68	5,098,227.69	3,908,589.35	49,956,112.02	153.826	7,684,548,887.59
1840	SDR	7,136,759.03		432,530.00	6,704,229.03	153.826	1,031,284,734.77
1861	SDR	8,040,436.42		945,932.00	7,094,504.42	153.826	1,091,319,236.91
1876	SDR	20,951,084.45		1,269,762.00	19,681,322.45	153.826	3,027,499,107.19
1917	SDR	15,538,845.39		887,934.00	14,650,911.39	153.826	2,253,691,095.48
1966	SDR	12,051,494.32		688,658.00	11,362,836.32	153.826	1,747,899,659.76
2002	SDR	8,727,308.93		872,732.00	7,854,576.93	153.826	1,208,238,150.83
2008	SDR	12,069,723.77		652,418.00	11,417,305.77	153.826	1,756,278,477.38
2058	SDR	2,300,494.12		219,096.00	2,081,398.12	153.826	320,173,147.21
2059	SDR	1,019,134.53		55,088.00	964,046.53	153.826	148,295,421.52
2071	SDR	10,192,774.37		550,962.00	9,641,812.37	153.826	1,483,161,429.63
2092	SDR	20,154,539.34		1,060,764.00	19,093,775.34	153.826	2,937,119,085.45
2097	SDR	9,254,173.85		474,574.00	8,779,599.85	153.826	1,350,530,726.53
2102	SDR	8,262,387.58		423,712.00	7,838,675.58	153.826	1,205,792,109.77
2111	SDR	8,670,547.28		444,644.00	8,225,903.28	153.826	1,265,357,797.95
2143	SDR	3,898,105.77		199,902.00	3,698,203.77	153.826	568,879,893.12
2268	SDR	30,798,622.00		2,369,126.00	28,429,496.00	153.826	4,373,195,651.70
2277	SDR	17,239,500.00		1,277,000.00	15,962,500.00	153.826	2,455,447,525.00
2551	SDR	16,092,000.00		1,005,750.00	15,086,250.00	153.826	2,320,657,492.50
2581	SDR	17,203,636.02	784,132.60	924,750.00	17,063,018.62	153.826	2,624,735,902.24
2587	SDR	32,316,627.91	307,210.25	751,929.00	31,871,909.16	153.826	4,902,728,298.45
2641	SDR	39,290,000.00		1,227,813.00	38,062,187.00	153.826	5,854,953,977.46
2650	SDR	24,739,200.84	4,891,574.49		29,630,775.33	153.826	4,557,983,645.91

Government of Nepal  
Ministry of Finance

**Financial Comptroller General Office**

**Debt Section**

Anamnagar, Kathmandu, Nepal

**Loan ID-wise Outstanding external debt & Equivalent NPR**

As on 2075/03/32 (2018-Jul-16)

Fiscal Year: 2074/75 Month: Aashadh

LoanID	Commit. Currency	In Commitment Currency			Closing Balance	FX Rate	ClosingBalanceNPR
		Opening Balance	Disbursement	Principal Payment			
<b>Donor: ADB</b>							
2656	SDR	2,636,980.00	298,099.38	0.00	2,935,079.38	153.826	451,491,520.71
2685	SDR	8,778,912.24	54,412.54	0.00	8,833,324.78	153.826	1,358,795,017.61
2776	SDR	34,612,750.92	6,241,046.92		40,853,797.84	153.826	6,284,376,306.54
2796	SDR	9,239,045.19	920,727.17	0.00	10,159,772.36	153.826	1,562,837,143.05
2808	SDR	12,977,346.90	2,407,748.88		15,385,095.78	153.826	2,366,627,743.45
3012	SDR	20,473,896.89	5,038,549.33	0.00	25,512,446.22	153.826	3,924,477,552.24
3057	SDR	5,310,414.48	2,834,079.87		8,144,494.35	153.826	1,252,834,987.88
3000	SDR	10,832,775.04	4,229,262.41		15,062,037.45	153.826	2,316,932,972.78
3124	SDR	8,156,531.44	3,070,440.32		11,226,971.76	153.826	1,727,000,157.95
2579	SDR	3,648,444.43	667,247.18	343,084.00	3,972,607.61	153.826	611,090,338.22
2851	SDR	14,474,886.72	3,233,960.13		17,708,846.85	153.826	2,724,081,075.55
3157	SDR	14,664,363.66	7,120,393.23		21,784,756.89	153.826	3,351,062,013.36
3260	SDR	23,811,766.14	29,092,203.11		52,903,969.25	153.826	8,138,005,973.85
2990	SDR	2,191,118.47	7,426,355.51		9,617,473.98	153.826	1,479,417,552.45
3139	SDR	19,750,683.44	23,137,169.49		42,887,852.93	153.826	6,597,266,864.81
3255	SDR	17,853,094.54	9,069,458.14		26,922,552.68	153.826	4,141,388,588.55
3110	SDR	3,423,168.42	5,644,158.45		9,067,326.87	153.826	1,394,790,623.10
3452	SDR	11,078,941.15	14,074,034.58	0.00	25,152,975.73	153.826	3,869,181,644.64
3478	SDR	8,690,110.65	1,850,738.55		10,540,849.20	153.826	1,621,456,669.04
3546	SDR	0.00	7,141,581.86	0.00	7,141,581.86	153.826	1,098,560,971.20
3542	SDR	0.00	3,170,132.67		3,170,132.67	153.826	487,648,828.10
3566	SDR	0.00	15,596,917.13		15,596,917.13	153.826	2,399,211,374.44
3620	SDR	0.00	5,760,786.86		5,760,786.86	153.826	886,158,799.53
<b>Total of ADB</b>							<b>188,554,678,514.75</b>
<b>Donor: Austria</b>							
1	EUR	573,484.64		218,018.50	355,466.14	128.470	45,666,735.01
<b>Total of Austria</b>							<b>45,666,735.01</b>
<b>Donor: Belgium</b>							
1985	EUR	-0.01			-0.01	128.470	-1.28
1986	EUR	-0.02			-0.02	128.470	-2.57
1994	EUR	867,637.25		123,946.00	743,691.25	128.470	95,542,014.89
1999	EUR	1,384,627.00		106,209.00	1,278,418.00	128.470	164,238,360.46
2000	EUR	1,760,381.00		122,703.00	1,637,678.00	128.470	210,392,492.66
2001	EUR	1,956,860.25		121,343.71	1,835,516.54	128.470	235,808,809.89
2003	EUR	1,220,405.33		64,245.01	1,156,160.32	128.470	148,531,916.31
<b>Total of Belgium</b>							<b>854,513,590.36</b>
<b>Donor: China</b>							
359	RMB	369,924,039.54	59,824,091.68	13,211,572.84	416,536,558.38	16.430	6,843,695,654.18
383	RMB	34,925,898.62	8,951,559.89	1,204,341.33	42,673,117.18	16.430	701,119,315.27

Government of Nepal  
Ministry of Finance

**Financial Comptroller General Office**

**Debt Section**

Anamnagar, Kathmandu, Nepal

**Loan ID-wise Outstanding external debt & Equivalent NPR**

As on 2075/03/32 (2018-Jul-16)

Fiscal Year: 2074/75 Month: Aashadh

LoanID	Commit. Currency	In Commitment Currency			Closing Balance	FX Rate	ClosingBalanceNPR
		Opening Balance	Disbursement	Principal Payment			
<b>Donor: China</b>							
494	RMB	131,277,510.00	65,638,755.00	0.00	196,916,265.00	16.430	3,235,334,233.95
574	RMB	0.00	146,600,148.26	0.00	146,600,148.26	16.430	2,408,640,435.91
<b>Total of China</b>							<b>13,188,789,639.31</b>
<b>Donor: France</b>							
298	EUR	0.60			0.60	128.470	77.08
375	EUR	145,584.58		145,585.50	-0.92	128.470	-118.19
447	EUR	0.22			0.22	128.470	28.26
502	EUR	99,469.02		42,714.53	56,754.49	128.470	7,291,249.33
503	EUR	4,342.44		4,342.51	-0.07	128.470	-8.99
545	EUR	2,858,443.85		560,742.86	2,297,700.99	128.470	295,185,646.19
897	EUR	1,073,740.00		82,572.00	991,168.00	128.470	127,335,352.96
<b>Total of France</b>							<b>429,812,226.64</b>
<b>Donor: India</b>							
00001984	USD	35,892,880.50	979,523.18	6,451,612.90	30,420,790.78	109.940	3,344,461,738.35
00000903	USD	33,746,482.14	19,324,910.00	0.00	53,071,392.14	109.940	5,834,668,851.87
<b>Total of India</b>							<b>9,179,130,590.22</b>
<b>Donor: Japan</b>							
4	JPY	457,026,000.00		457,026,000.00	0.00	0.978	0.00
5	JPY	449,029,000.00		128,294,000.00	320,735,000.00	0.978	313,678,830.00
6	JPY	1,082,430,000.00		120,270,000.00	962,160,000.00	0.978	940,992,480.00
7	JPY	6,195,425,000.00		652,150,000.00	5,543,275,000.00	0.978	5,421,322,950.00
8	JPY	2,674,945,046.00	157,940,979.00	33,724,000.00	2,799,162,025.00	0.978	2,737,580,460.45
8A	JPY	613,356,945.00	60,473,240.00	20,032,000.00	653,798,185.00	0.978	639,414,624.93
11	JPY	965,722,417.00	1,241,695,263.00		2,207,417,680.00	0.978	2,158,854,491.04
12	JPY	3,253,424,015.00	6,779,160,692.00		10,032,584,707.00	0.978	9,811,867,843.45
10	JPY	125,685,005.00	159,903,588.00		285,588,593.00	0.978	279,305,643.95
<b>Total of Japan</b>							<b>22,303,017,323.82</b>
<b>Donor: Korea</b>							
1	KRW	6,509,475,000.00		619,950,000.00	5,889,525,000.00	0.097	573,050,782.50
2	KRW	6,385,479,740.00	139,074,960.00	0.00	56,524,554,700.00	0.097	5,499,839,172.31
<b>Total of Korea</b>							<b>6,072,889,954.81</b>
<b>Donor: Kuwait</b>							
552	KUD	536,000.00		74,000.00	462,000.00	363.320	167,853,840.00
868	KUD	144,221.67	36,384.73	0.00	180,606.40	363.320	65,617,917.25
918	KUD	0.00	212,510.06		212,510.06	363.320	77,209,155.00
<b>Total of Kuwait</b>							<b>310,680,912.25</b>
<b>Donor: Russia</b>							

Government of Nepal  
Ministry of Finance  
**Financial Comptroller General Office**  
**Debt Section**  
Anamnagar, Kathmandu, Nepal  
**Loan ID-wise Outstanding external debt & Equivalent NPR**

As on 2075/03/32 (2018-Jul-16)

Fiscal Year: 2074/75      Month: Aashadh

LoanID	Commit. Currency	In Commitment Currency			Closing Balance	FX Rate	ClosingBalanceNPR
		Opening Balance	Disbursement	Principal Payment			
<b>Donor: Russia</b>							
1	USD	0.00			0.00	109.940	0.00
<b>Total of Russia</b>							<b>0.00</b>
<b>Donor: Saudi</b>							
465	SAR	32,372,618.83		3,750,000.00	28,622,618.83	29.320	839,215,184.10
614	SAR	879,930.94		0.00	879,930.94	29.320	25,799,575.16
634	SAR	1,907,388.72	17,003.18	0.00	1,924,391.90	29.320	56,423,170.51
<b>Total of Saudi</b>							<b>921,437,929.76</b>
<b>Grand Total</b>							<b>521,720,974,088.45</b>

Government of Nepal  
Ministry of Finance  
Financial Comptroller General Office  
Anamnagar, Kathmandu

**Statement of Annual Disbursement (Disbursing Loans)**

FY: 2074/75

Loan ID	Donor	Project Name	Amount (Rs.)
1820	ADB	Melamchi Water Supply	745,129,017.25
2581	ADB	Air Transport Capacity Enhancement Project	116,374,611.84
2587	ADB	Energy Access and Efficiency Improvement Project	44,910,472.43
2650	ADB	Secondary Towns Integrated Urban Environmental Improvement Project	728,806,651.12
2656	ADB	Kathmandu Sustainable Urban Transport Project	43,639,629.61
2685	ADB	Subregional Transport Enhancement Project	7,968,877.44
2776	ADB	Kathmandu Valley Water Supply Improvement Project	927,856,719.21
2796	ADB	Subregional Transport Enhancement Project	134,902,656.94
2808	ADB	Electricity Transmission	355,495,865.34
3012	ADB	SASEC ROAD CON PROJ	748,454,902.63
3057	ADB	BAGMATI RIVER BASIN IMPROVEMENT PROJECT	413,551,491.27
3000	ADB	KATHMANDU VALLEY WASTEWATER MANAGEMENT PROJECT	557,394,673.01
3124	ADB	COMMUNITY-MANAGED IRRIGATED AGRICULTURE SECTOR PROJ-ADDL FINANCIN	454,562,291.51
2579	ADB	SOUTH ASIA TOURISM INFRASTRUCTURE DEV'T PROJ(BAN/IND/NEP)-NEPAL	96,723,958.14
2851	ADB	INTEGRATED URBAN DEVELOPMENT PROJECT(SF)	478,245,769.58
3157	ADB	THIRD SMALL TOWNS WATER SUPPLY AND SANITATION SECTOR PROJECT	1,045,295,181.31
3260	ADB	Earthquake Emergency Assistance Project	4,030,898,203.69
2990	ADB	TANAHU HYDROPOWER PROJECT	1,120,191,749.09
3139	ADB	S. ASIA S.REGIONAL ECO. COOPERATION PWR SYS EXPANSION PRO	3,388,484,968.58
3255	ADB	KATHNMANDU VALLEY Urban water supply	1,348,488,528.32
3110	ADB	Water Urban Infrastructure and Services	830,118,072.60
3452	ADB	SUP SCHOOL SEC DEV	2,052,600,000.00
3478	ADB	ROAD TRANSPORT	270,266,187.47
3546	ADB	Industry and trade sector development	1,036,000,000.00
3542	ADB	POWER TRANS & DIST	126,615,100.65
3566	ADB	REG URBAN DEV PROJ	361,721,120.74
3620	ADB	RURAL CONCTVY IMP	884,088,464.44
	<b>ADB total</b>		<b>22,348,785,164.21</b>
84065	EIB	NEPAL POWER SYSTEM EXPANSION PROJECT	252,755,100.00
	<b>EIB Total</b>		<b>252,755,100.00</b>
4603	IDA	Project for Agriculture Commercialization and Trade (PACT)	(3,103,853.76)
4902	IDA	Nepal-India Electricity Transmission and Trade Project	342,735,692.07
4905	IDA	Urban Governance and Development Program : Emerging Towns Project	(12,275,758.56)
5273	IDA	Nepal-India Regional Trade and Transport Project	1,482,769,791.08
4924	IDA	Enhanced Vocational Education and Training	15,225,847.08
5246	IDA	Kali Gandaki A Hydropower Plant Rehabilitation Project (KGAHPRP)	19,542,008.37
4981	IDA	Modernization of Rani Jamara Kulariya Irrigation Scheme - Phase 1	44,212,827.39
5446	IDA	Rural Water Supply and Sanitation Improvement Proj	1,171,784,759.18
5002	IDA	Road Sector Development Project	(73,970,432.53)
5137	IDA	Community Action for Nutrition Project (Sunaula Hazar Din)	427,256,807.36
5344	IDA	Irrigation & Water Resources Management Project	762,665,592.86
5586	IDA	Higher Education Reforms Project	1,671,832,023.76
5566	IDA	Grid Solar and Energy Efficiency	78,726,798.48
5706	IDA	Earthquake Housing Reconstruction Project	7,879,465,812.27
5728	IDA	Power Sector Reform and Sustainable Hydropower	176,358,000.00
5338	IDA	Kabeli-A Hydro Electric Project	477,926,674.88
5865	IDA	Road Sector Development Project	2,528,085,775.13
5180	IDA	Project for Agriculture Commercialization and Trade	1,727,693,155.89
5913	IDA	Nepal Health Sector Management Reform Program	2,703,357,086.07
5912	IDA	Strengthening Systems for Social Protection and Civil Registration	548,850,000.00
6142	IDA	Enhanced Vocational Education and Training Project II	38,796,004.17
6149	IDA	Nepal Livestock Sector Innovation Project	216,960,000.00
6195	IDA	Nepal Fiscal Reforms DPC	20,869,977,147.89
4971	IDA	Nepal School Sector Development Program	3,300,054,520.84
6164	IDA	Earthquake Housing Reconstruction Project	7,605,077,022.98
	<b>IDA Total</b>		<b>54,000,003,302.90</b>
796	IFAD	Improved Seeds for Farmers Programmes	61,620,000.00



<b>Loan ID</b>	<b>Donor</b>	<b>Project Name</b>	<b>Amount(Rs.)</b>
881	IFAD	Improved Seeds for Farmers Programmes	62,453,069.72
	<b>IFAD Total</b>		<b>124,073,069.72</b>
1346	OFID	Urban Infrastructure Improvement Project	67,657,980.51
1364	OFID	Rural Connectivity and Community Development Project	274,367,970.92
1442	OFID	Rural Connectivity and Community Development Project	272,518,341.12
1627	OFID	Community Managed Irrigated Agriculture Sector Project	317,569,060.28
1674	OFID	Sanitation Sector Project	475,538,773.56
	<b>OFID Total</b>		<b>1,407,652,126.39</b>
1984	INDIA	EXIM Bank's Line of Credit	97,503,827.08
903	INDIA	EXIM Bank's Line of Credit	1,986,094,264.65
	<b>INDIA Total</b>		<b>2,083,598,091.73</b>
8	JAPAN	Melamchi Water Supply Project	150,610,651.71
8A	JAPAN	Melamchi Water Supply Project	55,691,109.69
11	JAPAN	Emergency School Reconstruction Project	1,181,588,468.40
12	JAPAN	Emergency Housing Reconstruction Project	6,458,591,640.50
10	JAPAN	Nagdhunga Tunnel Construction Project	151,704,800.63
	<b>JAPAN Total</b>		<b>7,998,186,670.93</b>
868	KUWAIT	THE BUDHI GANGA HYDROPOWER	12,400,361.24
918	KUWAIT	Irrigation & Water Resources Management Project	73,975,648.93
	<b>KUWAIT Total</b>		<b>86,376,010.17</b>
2	KOREA	Chameliya Hydroelectric Project	13,865,773.51
	<b>KOREA Total</b>		<b>13,865,773.51</b>
634	SAUDI	Development Of Dunduwa Irrigation System Project	465,547.07
	<b>SAUDI Total</b>		<b>465,547.07</b>
383	China	Upper Trishuli 3A Kathmandu 220 KV Transmission line and 132 KV	141,971,739.86
	<b>China Total</b>		<b>141,971,739.86</b>
	<b>Grand Total</b>		<b>88,457,732,596.49</b>

**Financial Comptroller General Office**  
**Debt Section**

Anamnagar, Kathmandu, Nepal

**Disbursement Statement**

As on 2075/03/32 (2018-Jul-16)

Fiscal Year: 2074/75 Month: Aashadh

SN	Loan ID	Value Date	Commit. Currency	Disbursement (Commit Curr.)	Disburse. Currency	Disburse. Amount	FX Rate	Equivalent NPR
<b>DonorType:</b>		Multilateral						
<b>Donor: EIB</b>								
1	84065	2017-Aug-21	USD	2,470,000.00	USD	2,470,000.00	102.330	252,755,100.00
<b>Total of 84065</b>				<b>2,470,000.00</b>				<b>252,755,100.00</b>
<b>Donor: IDA</b>								
1	4603	2017-Jul-20	SDR	-21,682.72	USD	-30,246.09	102.620	-3,103,853.76
<b>Total of 4603</b>				<b>-21,682.72</b>				<b>-3,103,853.76</b>
1	4902	2017-Sep-12	SDR	1,360,035.57	USD	1,934,160.98	102.000	197,284,419.96
2	4902	2017-Dec-18	SDR	179,763.41	USD	254,012.89	102.170	25,952,496.97
3	4902	2018-Feb-12	SDR	-13,308.37	USD	-19,244.70	102.740	-1,977,200.48
4	4902	2018-Mar-28	SDR	803,910.82	USD	1,171,756.30	103.670	121,475,975.62
<b>Total of 4902</b>				<b>2,330,401.43</b>				<b>342,735,692.07</b>
1	4905	2017-Aug-07	SDR	-85,625.82	USD	-121,014.97	101.440	-12,275,758.56
<b>Total of 4905</b>				<b>-85,625.82</b>				<b>-12,275,758.56</b>
1	5273	2017-Aug-31	SDR	1,805,337.56	USD	2,551,646.05	102.130	260,599,611.09
2	5273	2017-Dec-19	SDR	71,447.61	USD	101,022.64	102.480	10,352,800.15
3	5273	2018-Jan-03	SDR	83,890.21	USD	119,653.45	101.270	12,117,304.88
4	5273	2018-Feb-28	SDR	708,468.59	USD	1,024,367.65	103.500	106,022,051.78
5	5273	2018-Apr-25	SDR	3,203,679.77	USD	4,627,330.98	105.910	490,080,624.09
6	5273	2018-Jun-18	SDR	3,941,386.33	USD	5,562,084.40	108.520	603,597,399.09
<b>Total of 5273</b>				<b>9,814,210.07</b>				<b>1,482,769,791.08</b>
1	4924	2017-Nov-09	SDR	104,681.05	USD	146,925.09	103.630	15,225,847.08
<b>Total of 4924</b>				<b>104,681.05</b>				<b>15,225,847.08</b>
1	5246	2017-Jul-26	SDR	43,661.81	USD	61,216.04	102.750	6,289,948.11
2	5246	2017-Oct-20	SDR	28,393.52	USD	40,065.24	103.760	4,157,169.30
3	5246	2017-Nov-06	SDR	32,508.02	USD	45,547.96	102.980	4,690,528.92
4	5246	2017-Nov-07	SDR	14,465.17	USD	20,254.86	103.190	2,090,099.00
5	5246	2017-Nov-30	SDR	15,936.03	USD	22,556.17	102.600	2,314,263.04
<b>Total of 5246</b>				<b>134,964.55</b>				<b>19,542,008.37</b>
1	4981	2017-Aug-28	SDR	709,329.71	USD	1,005,552.89	102.160	102,727,283.24
2	4981	2018-Feb-01	SDR	-396,318.83	USD	-576,838.09	101.440	-58,514,455.85

**Financial Comptroller General Office**  
**Debt Section**  
**Anamnagar, Kathmandu, Nepal**  
**Disbursement Statement**  
As on 2075/03/32 (2018-Jul-16)

Fiscal Year: 2074/75 Month: Aashadh

SN	Loan ID	Value Date	Commit. Currency	Disbursement (Commit Curr.)	Disburse. Currency	Disburse. Amount	FX Rate	Equivalent NPR
<b>Donor: IDA</b>								
<b>Total of 4981</b>				<b>313,010.88</b>				<b>44,212,827.39</b>
1	5446	2017-Sep-19	SDR	7,264,602.88	USD	10,339,563.99	102.320	1,057,944,187.46
2	5446	2018-Jan-25	SDR	88,430.64	USD	128,640.94	101.610	13,071,205.91
3	5446	2018-Feb-13	SDR	66,361.77	USD	96,233.20	102.600	9,873,526.32
4	5446	2018-May-07	SDR	596,500.97	USD	852,041.99	106.680	90,895,839.49
<b>Total of 5446</b>				<b>8,015,896.26</b>				<b>1,171,784,759.18</b>
1	5002	2018-Jan-22	SDR	-503,569.14	USD	-726,197.06	101.860	-73,970,432.53
<b>Total of 5002</b>				<b>-503,569.14</b>				<b>-73,970,432.53</b>
1	5137	2017-Nov-29	SDR	2,935,313.21	USD	4,157,812.45	102.760	427,256,807.36
<b>Total of 5137</b>				<b>2,935,313.21</b>				<b>427,256,807.36</b>
1	5344	2017-Sep-15	SDR	3,311,470.17	USD	4,714,904.34	102.290	482,287,564.94
2	5344	2018-May-14	SDR	1,822,431.11	USD	2,609,867.15	107.430	280,378,027.92
<b>Total of 5344</b>				<b>5,133,901.28</b>				<b>762,665,592.86</b>
1	5586	2017-Aug-28	SDR	5,050,558.72	USD	7,159,722.54	102.160	731,437,254.69
2	5586	2017-Sep-06	SDR	154,242.44	USD	219,163.08	102.300	22,420,383.08
3	5586	2018-Jun-26	SDR	5,985,644.81	USD	8,445,026.55	108.700	917,974,385.99
<b>Total of 5586</b>				<b>11,190,445.97</b>				<b>1,671,832,023.76</b>
1	5566	2018-Apr-19	SDR	516,109.51	USD	751,496.74	104.760	78,726,798.48
<b>Total of 5566</b>				<b>516,109.51</b>				<b>78,726,798.48</b>
1	5706	2018-Mar-23	SDR	10,129,664.36	USD	14,744,942.04	103.870	1,531,557,129.69
2	5706	2018-May-17	SDR	41,261,441.42	USD	58,679,133.69	108.180	6,347,908,682.58
<b>Total of 5706</b>				<b>51,391,105.78</b>				<b>7,879,465,812.27</b>
1	5728	2018-Apr-10	SDR	1,169,494.09	USD	1,700,000.00	103.740	176,358,000.00
<b>Total of 5728</b>				<b>1,169,494.09</b>				<b>176,358,000.00</b>
1	5338	2018-Apr-19	SDR	831,196.09	USD	1,210,288.00	104.760	126,789,770.88
2	5338	2018-Apr-30	SDR	573,932.94	USD	825,350.00	106.360	87,784,226.00
3	5338	2018-Apr-30	SDR	1,721,798.81	USD	2,476,050.00	106.360	263,352,678.00
<b>Total of 5338</b>				<b>3,126,927.84</b>				<b>477,926,674.88</b>
1	5865	2017-Aug-14	SDR	13,373,366.22	USD	18,866,476.40	102.320	1,930,417,865.25
2	5865	2018-May-03	SDR	3,925,347.61	USD	5,619,292.12	106.360	597,667,909.88
<b>Total of 5865</b>				<b>17,298,713.83</b>				<b>2,528,085,775.13</b>

**Financial Comptroller General Office**  
**Debt Section**

Anamnagar, Kathmandu, Nepal

**Disbursement Statement**

As on 2075/03/32 (2018-Jul-16)

Fiscal Year: 2074/75 Month: Aashadh

SN	Loan ID	Value Date	Commit. Currency	Disbursement (Commit Curr.)	Disburse. Currency	Disburse. Amount	FX Rate	Equivalent NPR
<b>Donor: IDA</b>								
1	5180	2017-Dec-04	SDR	4,307,914.90	USD	6,101,084.48	102.850	627,496,538.77
2	5180	2017-Dec-07	SDR	3,310,119.28	USD	4,674,384.94	102.940	481,181,185.72
3	5180	2018-Mar-01	SDR	4,160,147.79	USD	6,005,589.35	104.000	624,581,292.40
4	5180	2018-May-17	SDR	-36,178.13	USD	-51,450.00	108.180	-5,565,861.00
<b>Total of 5180</b>				<b>11,742,003.84</b>				<b>1,727,693,155.89</b>
1	5913	2018-Mar-21	SDR	17,915,780.78	USD	25,991,318.97	104.010	2,703,357,086.07
<b>Total of 5913</b>				<b>17,915,780.78</b>				<b>2,703,357,086.07</b>
1	5912	2018-Jun-29	SDR	3,554,746.65	USD	5,000,000.00	109.770	548,850,000.00
<b>Total of 5912</b>				<b>3,554,746.65</b>				<b>548,850,000.00</b>
1	6142	2018-Jun-21	SDR	253,994.28	USD	357,171.83	108.620	38,796,004.17
<b>Total of 6142</b>				<b>253,994.28</b>				<b>38,796,004.17</b>
1	6149	2018-Feb-28	SDR	40,354.49	USD	58,348.15	0.000	0.00
2	6149	2018-Jun-22	SDR	1,416,942.38	USD	2,000,000.00	108.480	216,960,000.00
<b>Total of 6149</b>				<b>1,457,296.87</b>				<b>216,960,000.00</b>
1	6195	2018-Jun-08	SDR	137,300,000.00	USD	194,864,399.14	107.100	20,869,977,147.89
<b>Total of 6195</b>				<b>137,300,000.00</b>				<b>20,869,977,147.89</b>
1	5971	2018-Jul-06	SDR	21,283,041.71	USD	29,995,042.00	110.020	3,300,054,520.84
<b>Total of 5971</b>				<b>21,283,041.71</b>				<b>3,300,054,520.84</b>
1	6164	2018-Jul-10	SDR	21,294,265.45	USD	30,000,000.00	109.640	3,289,200,000.00
2	6164	2018-Jul-13	SDR	28,133,737.76	USD	39,443,219.00	109.420	4,315,877,022.98
<b>Total of 6164</b>				<b>49,428,003.21</b>				<b>7,605,077,022.98</b>
<b>Donor: IFAD</b>								
1	796	2017-Jul-18	SDR	429,067.92	USD	600,000.00	102.700	61,620,000.00
2	796	2017-Oct-05	SDR	33,847.51	USD	47,688.09	0.000	0.00
3	796	2017-Oct-10	SDR	421,525.00	USD	595,248.10	0.000	0.00
4	796	2018-Jan-16	SDR	172,687.35	USD	248,436.65	0.000	0.00
<b>Total of 796</b>				<b>1,057,127.78</b>				<b>61,620,000.00</b>
1	881	2017-Jul-25	SDR	433,463.53	USD	607,993.28	102.720	62,453,069.72
2	881	2018-Mar-09	SDR	283,214.12	USD	410,365.93	0.000	0.00
3	881	2018-Jun-05	SDR	328,343.78	USD	465,043.14	0.000	0.00
4	881	2018-Nov-08	SDR	891,678.85	USD	1,250,000.00	0.000	0.00

**Financial Comptroller General Office**  
**Debt Section**

**Anamnagar, Kathmandu, Nepal**

**Disbursement Statement**

As on 2075/03/32 (2018-Jul-16)

Fiscal Year: 2074/75 Month: Aashadh

SN	Loan ID	Value Date	Commit. Currency	Disbursement (Commit Curr.)	Disburse. Currency	Disburse. Amount	FX Rate	Equivalent NPR
<b>Donor: IFAD</b>								
<b>Total of 881</b>				<b>1,936,700.28</b>				<b>62,453,069.72</b>
1	2000000701	2017-Oct-05	SDR	128,914.27	USD	181,628.60	0.000	0.00
2	2000000701	2018-Jan-02	SDR	74,168.15	USD	105,921.02	0.000	0.00
3	2000000701	2018-Jul-12	SDR	111,676.46	USD	156,862.99	0.000	0.00
<b>Total of 200000070100</b>				<b>314,758.88</b>				<b>0.00</b>
<b>Donor: OFID</b>								
1	1346	2017-Aug-01	USD	280,624.59	USD	280,624.59	102.350	28,721,926.79
2	1346	2017-Aug-03	USD	120,578.86	USD	120,578.86	101.780	12,272,516.37
3	1346	2018-Jan-25	USD	31,461.03	USD	31,461.03	101.610	3,196,755.26
4	1346	2018-Jan-29	USD	72,735.88	USD	72,735.88	101.380	7,373,963.51
5	1346	2018-Mar-08	USD	46,291.21	USD	46,291.21	103.520	4,792,066.06
6	1346	2018-Mar-08	USD	109,164.92	USD	109,164.92	103.520	11,300,752.52
<b>Total of 1346</b>				<b>660,856.49</b>				<b>67,657,980.51</b>
1	1364	2017-Aug-14	USD	356,748.15	USD	356,748.15	102.320	36,502,470.71
2	1364	2017-Aug-14	USD	471,640.84	USD	471,640.84	102.320	48,258,290.75
3	1364	2018-Mar-01	USD	740,297.22	USD	740,297.22	104.000	76,990,910.88
4	1364	2018-Mar-01	USD	333,909.08	USD	333,909.08	104.000	34,726,544.32
5	1364	2018-May-15	USD	723,076.07	USD	723,076.07	107.720	77,889,754.26
<b>Total of 1364</b>				<b>2,625,671.36</b>				<b>274,367,970.92</b>
1	1442	2017-Oct-12	USD	531,578.25	USD	531,578.25	103.930	55,246,927.52
2	1442	2017-Nov-15	USD	75,687.44	USD	75,687.44	0.000	0.00
3	1442	2017-Nov-20	USD	53,889.07	USD	53,889.07	0.000	0.00
4	1442	2017-Dec-29	USD	660,814.58	USD	660,814.58	102.230	67,555,074.51
5	1442	2018-Jan-30	USD	88,993.26	USD	88,993.26	101.420	9,025,696.43
6	1442	2018-Jan-30	USD	42,868.58	USD	42,868.58	101.420	4,347,731.38
7	1442	2018-Mar-05	USD	177,352.75	USD	177,352.75	103.980	18,441,138.94
8	1442	2018-Mar-06	USD	73,797.27	USD	73,797.27	103.880	7,666,060.41
9	1442	2018-Mar-06	USD	6,893.01	USD	6,893.01	103.880	716,045.88
10	1442	2018-Mar-08	USD	136,278.35	USD	136,278.35	103.520	14,107,534.79
11	1442	2018-Mar-30	USD	62,217.53	USD	62,217.53	103.980	6,469,378.77

**Financial Comptroller General Office**  
**Debt Section**  
**Anamnagar, Kathmandu, Nepal**  
**Disbursement Statement**  
As on 2075/03/32 (2018-Jul-16)

Fiscal Year: 2074/75 Month: Aashadh

SN	Loan ID	Value Date	Commit. Currency	Disbursement (Commit Curr.)	Disburse. Currency	Disburse. Amount	FX Rate	Equivalent NPR
<b>Donor: OFID</b>								
12	1442	2018-May-02	USD	129,840.44	USD	129,840.44	106.360	13,809,829.20
13	1442	2018-May-15	USD	344,627.02	USD	344,627.02	107.720	37,123,222.59
14	1442	2018-May-15	USD	92,280.32	USD	92,280.32	107.720	9,940,436.07
15	1442	2018-May-15	USD	25,522.11	USD	25,522.11	107.720	2,749,241.69
16	1442	2018-Jul-02	USD	37,571.87	USD	37,571.87	109.250	4,104,726.80
17	1442	2018-Jul-10	USD	193,499.60	USD	193,499.60	109.640	21,215,296.14
<b>Total of 1442</b>				<b>2,733,711.45</b>				<b>272,518,341.12</b>
1	1627	2018-Mar-30	USD	2,061,239.22	USD	2,061,239.22	103.980	214,327,654.10
2	1627	2018-May-02	USD	382,386.93	USD	382,386.93	106.360	40,670,673.87
3	1627	2018-May-09	USD	584,609.29	USD	584,609.29	107.030	62,570,732.31
<b>Total of 1627</b>				<b>3,028,235.44</b>				<b>317,569,060.28</b>
1	1674	2017-Aug-01	USD	1,244,875.82	USD	1,244,875.82	102.350	127,413,040.18
2	1674	2017-Dec-18	USD	2,368,057.95	USD	2,368,057.95	102.170	241,944,480.75
3	1674	2018-May-23	USD	977,998.09	USD	977,998.09	108.570	106,181,252.63
<b>Total of 1674</b>				<b>4,590,931.86</b>				<b>475,538,773.56</b>
<b>Total of Multilateral</b>								<b>55,784,483,599.01</b>

**Financial Comptroller General Office**  
**Debt Section**

Anamnagar, Kathmandu, Nepal

**Disbursement Statement**

As on 2075/03/32 (2018-Jul-16)

Fiscal Year: 2074/75 Month: Aashadh

SN	Loan ID	Value Date	Commit. Currency	Disbursement (Commit Curr.)	Disburse. Currency	Disburse. Amount	FX Rate	Equivalent NPR
<b>DonorType:</b>		Bilateral						
<b>Donor:</b>		ADB						
1	1820	2017-Aug-11	SDR	1,580,242.19	USD	2,229,547.91	102.240	227,948,978.32
2	1820	2017-Nov-03	SDR	47,442.46	USD	66,586.44	103.080	6,863,730.24
3	1820	2017-Dec-13	SDR	405,952.44	USD	572,583.74	102.750	58,832,979.28
4	1820	2017-Dec-15	SDR	374,019.59	USD	527,741.64	102.650	54,172,679.35
5	1820	2017-Dec-18	SDR	79,257.18	USD	111,737.57	102.170	11,416,227.53
6	1820	2017-Dec-19	SDR	1,703,533.87	USD	2,410,057.51	102.480	246,982,693.62
7	1820	2018-Mar-02	SDR	62,035.86	USD	90,034.51	103.980	9,361,788.35
8	1820	2018-May-29	SDR	30,222.61	USD	42,885.88	107.600	4,614,520.69
9	1820	2018-May-30	SDR	293,999.98	USD	416,947.83	108.280	45,147,111.03
10	1820	2018-Jun-15	SDR	378,985.09	USD	538,158.82	107.900	58,067,336.68
11	1820	2018-Jun-25	SDR	142,536.42	USD	200,674.17	108.240	21,720,972.16
<b>Total of 1820</b>				<b>5,098,227.69</b>				<b>745,129,017.25</b>
1	2581	2017-Sep-20	SDR	388,451.82	USD	553,081.58	102.630	56,762,762.56
2	2581	2017-Nov-15	SDR	86,611.65	USD	122,122.42	104.370	12,745,916.98
3	2581	2017-Dec-06	SDR	95,678.65	USD	135,731.65	102.720	13,942,355.09
4	2581	2018-May-15	SDR	89,518.65	USD	128,011.66	107.720	13,789,416.02
5	2581	2018-Jul-10	SDR	123,871.83	USD	174,518.07	109.640	19,134,161.19
<b>Total of 2581</b>				<b>784,132.60</b>				<b>116,374,611.84</b>
1	2587	2017-Aug-08	SDR	24,479.33	USD	34,575.09	101.780	3,519,052.66
2	2587	2017-Sep-26	SDR	61,823.69	USD	87,721.02	103.870	9,111,582.35
3	2587	2017-Oct-12	SDR	212,612.88	USD	298,906.07	103.930	31,065,307.86
4	2587	2017-Oct-16	SDR	8,294.35	USD	11,724.39	103.590	1,214,529.56
<b>Total of 2587</b>				<b>307,210.25</b>				<b>44,910,472.43</b>
1	2650	2017-Jul-17	SDR	214,259.02	USD	297,942.17	102.820	30,634,413.92
2	2650	2017-Aug-04	SDR	296,031.98	USD	417,973.47	101.540	42,441,026.14
3	2650	2017-Sep-18	SDR	1,249,696.80	USD	1,779,505.76	102.220	181,901,078.79
4	2650	2017-Sep-28	SDR	312,510.00	USD	443,007.93	104.110	46,121,555.59
5	2650	2017-Dec-15	SDR	128,682.50	USD	181,571.00	102.650	18,638,263.15
6	2650	2017-Dec-21	SDR	544,267.15	USD	769,071.25	102.280	78,660,607.45

**Financial Comptroller General Office**  
**Debt Section**

Anamnagar, Kathmandu, Nepal

**Disbursement Statement**

As on 2075/03/32 (2018-Jul-16)

Fiscal Year: 2074/75 Month: Aashadh

SN	Loan ID	Value Date	Commit. Currency	Disbursement (Commit Curr.)	Disburse. Currency	Disburse. Amount	FX Rate	Equivalent NPR
<b>Donor: ADB</b>								
7	2650	2018-Apr-19	SDR	356,203.95	USD	518,850.23	104.760	54,354,750.09
8	2650	2018-May-11	SDR	577,439.26	USD	824,057.79	107.400	88,503,806.65
9	2650	2018-Jun-15	SDR	138,431.98	USD	196,573.41	107.900	21,210,270.94
10	2650	2018-Jun-29	SDR	1,074,051.85	USD	1,515,358.28	109.770	166,340,878.40
<b>Total of 2650</b>				<b>4,891,574.49</b>				<b>728,806,651.12</b>
1	2656	2017-Nov-21	SDR	298,099.38	USD	420,096.55	103.880	43,639,629.61
<b>Total of 2656</b>				<b>298,099.38</b>				<b>43,639,629.61</b>
1	2685	2017-Oct-06	SDR	54,412.54	USD	76,675.43	103.930	7,968,877.44
<b>Total of 2685</b>				<b>54,412.54</b>				<b>7,968,877.44</b>
1	2776	2017-Sep-15	SDR	168,016.00	USD	239,590.81	102.290	24,507,743.95
2	2776	2017-Sep-20	SDR	724,055.78	USD	1,030,917.86	102.630	105,803,099.97
3	2776	2017-Sep-26	SDR	118,784.26	USD	168,541.80	103.870	17,506,436.77
4	2776	2017-Sep-29	SDR	1,025,534.19	USD	1,450,054.07	102.350	148,413,034.06
5	2776	2017-Dec-05	SDR	766,262.27	USD	1,084,582.94	102.700	111,386,667.94
6	2776	2017-Dec-06	SDR	155,417.26	USD	220,478.04	102.720	22,647,504.27
7	2776	2017-Dec-20	SDR	224,185.63	USD	317,011.93	102.150	32,382,768.65
8	2776	2017-Dec-21	SDR	473,065.69	USD	668,460.74	102.280	68,370,164.49
9	2776	2017-Dec-22	SDR	66,681.05	USD	94,283.01	102.640	9,677,208.15
10	2776	2018-Apr-09	SDR	339,951.23	USD	493,463.01	103.650	51,147,440.99
11	2776	2018-Jun-27	SDR	784,524.79	USD	1,107,348.89	108.890	120,579,220.63
12	2776	2018-Jun-28	SDR	1,394,568.77	USD	1,967,806.26	109.480	215,435,429.34
<b>Total of 2776</b>				<b>6,241,046.92</b>				<b>927,856,719.21</b>
1	2796	2017-Sep-14	SDR	59,392.15	USD	84,693.20	102.100	8,647,175.72
2	2796	2017-Dec-04	SDR	62,319.55	USD	88,334.85	102.850	9,085,239.32
3	2796	2017-Dec-06	SDR	118,931.40	USD	168,718.46	102.720	17,330,760.21
4	2796	2017-Dec-22	SDR	464,081.25	USD	656,183.04	102.640	67,350,627.23
5	2796	2018-Feb-23	SDR	107,618.31	USD	156,262.87	103.770	16,215,398.02
6	2796	2018-Mar-05	SDR	52,260.01	USD	75,562.23	103.980	7,856,960.68
7	2796	2018-Mar-06	SDR	56,124.50	USD	81,021.33	103.880	8,416,495.76
<b>Total of 2796</b>				<b>920,727.17</b>				<b>134,902,656.94</b>



**Financial Comptroller General Office**  
**Debt Section**

Anamnagar, Kathmandu, Nepal

**Disbursement Statement**

As on 2075/03/32 (2018-Jul-16)

Fiscal Year: 2074/75 Month: Aashadh

SN	Loan ID	Value Date	Commit. Currency	Disbursement (Commit Curr.)	Disburse. Currency	Disburse. Amount	FX Rate	Equivalent NPR
<b>Donor: ADB</b>								
1	2808	2015-May-15	SDR	72,690.97	USD	103,948.08	101.840	10,586,072.47
2	2808	2017-Jul-18	SDR	50,571.78	USD	70,260.39	102.700	7,215,742.05
3	2808	2017-Aug-04	SDR	76,353.48	USD	107,805.01	101.540	10,946,520.72
4	2808	2017-Aug-15	SDR	42,553.34	USD	59,934.25	102.290	6,130,674.43
5	2808	2017-Sep-05	SDR	23,637.46	USD	33,408.95	102.980	3,440,453.67
6	2808	2017-Sep-06	SDR	330,570.30	USD	468,540.43	102.300	47,931,685.99
7	2808	2017-Sep-07	SDR	1,452.66	USD	2,058.96	102.260	210,549.25
8	2808	2017-Sep-26	SDR	150,062.63	USD	212,922.36	103.870	22,116,245.53
9	2808	2017-Oct-17	SDR	19,844.17	USD	28,071.96	103.290	2,899,552.75
10	2808	2017-Oct-25	SDR	68,737.87	USD	96,993.94	103.800	10,067,970.97
11	2808	2017-Oct-30	SDR	48,940.27	USD	68,961.74	103.780	7,156,849.38
12	2808	2017-Nov-10	SDR	166,025.38	USD	232,477.04	103.600	24,084,621.34
13	2808	2017-Nov-13	SDR	34,532.49	USD	48,409.37	103.960	5,032,638.11
14	2808	2017-Nov-15	SDR	66,318.62	USD	93,509.25	104.370	9,759,560.42
15	2808	2017-Dec-14	SDR	39,867.61	USD	56,295.85	102.800	5,787,213.38
16	2808	2017-Dec-20	SDR	214,499.71	USD	303,315.46	102.150	30,983,674.24
17	2808	2017-Dec-21	SDR	265,924.38	USD	375,761.78	102.280	38,432,914.86
18	2808	2017-Dec-22	SDR	49,460.65	USD	69,934.39	102.640	7,178,065.79
19	2808	2018-Feb-21	SDR	13,242.28	USD	19,330.82	103.370	1,998,226.86
20	2808	2018-Feb-22	SDR	34,746.18	USD	50,721.78	103.320	5,240,574.31
21	2808	2018-Apr-24	SDR	6,658.47	USD	9,695.27	106.070	1,028,377.29
22	2808	2018-May-15	SDR	22,828.51	USD	32,593.41	107.720	3,510,962.13
23	2808	2018-Jun-08	SDR	96,652.87	USD	136,892.36	107.100	14,661,171.76
24	2808	2018-Jun-22	SDR	13,402.12	USD	18,864.83	108.480	2,046,456.76
25	2808	2018-Jul-12	SDR	270,670.04	USD	382,667.89	109.740	41,993,974.25
26	2808	2018-Jul-13	SDR	149,194.05	USD	210,189.06	109.420	22,998,886.95
27	2808	2018-Jul-16	SDR	78,310.59	USD	110,263.67	109.340	12,056,229.68
<b>Total of 2808</b>				<b>2,407,748.88</b>				<b>355,495,865.34</b>
1	3012	2017-Aug-18	SDR	475,072.31	USD	668,597.77	102.350	68,430,981.76

**Financial Comptroller General Office**

**Debt Section**

**Anamnagar, Kathmandu, Nepal**

**Disbursement Statement**

As on 2075/03/32 (2018-Jul-16)

Fiscal Year: 2074/75 Month: Aashadh

SN	Loan ID	Value Date	Commit. Currency	Disbursement (Commit Curr.)	Disburse. Currency	Disburse. Amount	FX Rate	Equivalent NPR
<b>Donor: ADB</b>								
2	3012	2017-Sep-14	SDR	1,002,529.15	USD	1,429,606.57	102.100	145,962,830.80
3	3012	2017-Nov-06	SDR	461,364.57	USD	648,263.36	102.980	66,758,160.81
4	3012	2017-Dec-22	SDR	391,460.51	USD	553,501.68	102.640	56,811,412.44
5	3012	2018-Jan-23	SDR	226,119.42	USD	325,743.12	101.890	33,189,966.50
6	3012	2018-Mar-13	SDR	712,260.12	USD	1,034,892.58	103.760	107,380,454.10
7	3012	2018-Apr-16	SDR	643,860.28	USD	937,518.51	104.030	97,530,050.60
8	3012	2018-May-29	SDR	386,857.91	USD	548,951.38	107.600	59,067,168.49
9	3012	2018-Jun-08	SDR	337,198.88	USD	477,584.89	107.100	51,149,341.72
10	3012	2018-Jul-06	SDR	401,826.18	USD	565,120.30	110.020	62,174,535.41
<b>Total of 3012</b>				<b>5,038,549.33</b>				<b>748,454,902.63</b>
1	3057	2017-Sep-29	SDR	237,038.04	USD	335,159.93	102.350	34,303,618.84
2	3057	2017-Oct-06	SDR	1,496,143.49	USD	2,108,290.60	103.930	219,114,642.06
3	3057	2017-Oct-15	SDR	24,837.12	USD	35,020.33	103.590	3,627,755.98
4	3057	2017-Dec-21	SDR	546,705.65	USD	772,516.95	102.280	79,013,033.65
5	3057	2017-Dec-22	SDR	417,553.72	USD	590,395.90	102.640	60,598,235.18
6	3057	2018-Apr-05	SDR	73,179.79	USD	106,431.96	103.940	11,062,537.92
7	3057	2018-Apr-15	SDR	38,622.06	USD	56,388.20	103.420	5,831,667.64
<b>Total of 3057</b>				<b>2,834,079.87</b>				<b>413,551,491.27</b>
1	3000	2017-Sep-15	SDR	213,547.73	USD	303,696.90	102.290	31,065,155.90
2	3000	2017-Oct-15	SDR	49,371.89	USD	69,614.36	103.590	7,211,351.55
3	3000	2017-Dec-20	SDR	75,909.32	USD	107,340.34	102.150	10,964,815.73
4	3000	2017-Dec-21	SDR	133,056.18	USD	188,013.71	102.280	19,230,042.26
5	3000	2017-Dec-22	SDR	309,727.62	USD	437,936.27	102.640	44,949,778.75
6	3000	2018-Feb-20	SDR	583,715.55	USD	851,401.66	102.440	87,217,586.05
7	3000	2018-Mar-01	SDR	127,563.71	USD	185,351.34	104.000	19,276,539.36
8	3000	2018-Apr-05	SDR	504,724.68	USD	734,066.52	103.940	76,298,874.09
9	3000	2018-Apr-15	SDR	58,661.71	USD	85,646.09	103.420	8,857,518.63
10	3000	2018-Apr-21	SDR	538,951.71	USD	782,983.66	0.000	0.00
11	3000	2018-May-22	SDR	488,992.34	USD	695,410.68	108.700	75,591,140.92

**Financial Comptroller General Office**  
**Debt Section**  
**Anamnagar, Kathmandu, Nepal**  
**Disbursement Statement**  
As on 2075/03/32 (2018-Jul-16)

Fiscal Year: 2074/75 Month: Aashadh

SN	Loan ID	Value Date	Commit. Currency	Disbursement (Commit Curr.)	Disburse. Currency	Disburse. Amount	FX Rate	Equivalent NPR
<b>Donor: ADB</b>								
12	3000	2018-Jun-11	SDR	107,800.59	USD	153,103.79	107.710	16,490,809.22
13	3000	2018-Jun-26	SDR	118,937.69	USD	167,252.56	108.700	18,180,353.27
14	3000	2018-Jun-28	SDR	406,573.54	USD	573,695.59	109.480	62,808,193.19
15	3000	2018-Jun-29	SDR	511,728.15	USD	721,987.01	109.770	79,252,514.09
<b>Total of 3000</b>				<b>4,229,262.41</b>				<b>557,394,673.01</b>
1	3124	2017-Sep-15	SDR	137,744.70	USD	195,893.63	102.290	20,037,959.41
2	3124	2017-Sep-29	SDR	676,887.26	USD	957,084.74	102.350	97,957,623.14
3	3124	2017-Oct-01	SDR	38,491.47	USD	54,272.97	104.160	5,653,072.56
4	3124	2017-Oct-06	SDR	313,831.23	USD	442,235.27	103.930	45,961,511.61
5	3124	2017-Nov-27	SDR	658,520.55	USD	929,073.72	103.220	95,898,989.38
6	3124	2017-Dec-22	SDR	128,713.62	USD	181,993.34	102.640	18,679,796.42
7	3124	2018-Jan-25	SDR	146,573.34	USD	211,373.41	101.610	21,477,652.19
8	3124	2018-Apr-01	SDR	49,480.40	USD	72,241.38	103.980	7,511,658.69
9	3124	2018-Apr-10	SDR	249,062.87	USD	361,440.03	103.740	37,495,788.71
10	3124	2018-Jun-28	SDR	133,049.66	USD	187,739.72	109.480	20,553,744.55
11	3124	2018-Jun-29	SDR	538,085.22	USD	759,173.68	109.770	83,334,494.85
<b>Total of 3124</b>				<b>3,070,440.32</b>				<b>454,562,291.51</b>
1	2579	2017-Jul-17	SDR	267,971.16	USD	372,632.65	102.820	38,314,089.07
2	2579	2017-Jul-18	SDR	112,153.22	USD	155,816.71	102.700	16,002,376.12
3	2579	2017-Dec-15	SDR	19,801.84	USD	27,940.39	102.650	2,868,081.03
4	2579	2018-Jan-19	SDR	28,253.91	USD	40,647.49	101.870	4,140,759.81
5	2579	2018-Jan-23	SDR	67,045.02	USD	96,583.71	101.890	9,840,914.21
6	2579	2018-Jan-30	SDR	99,646.46	USD	144,956.70	101.420	14,701,508.51
7	2579	2018-Jan-31	SDR	42,232.98	USD	61,474.75	101.470	6,237,842.88
8	2579	2018-Jun-15	SDR	30,142.59	USD	42,802.47	107.900	4,618,386.51
<b>Total of 2579</b>				<b>667,247.18</b>				<b>96,723,958.14</b>
1	2851	2017-Sep-11	SDR	162,576.54	USD	231,005.01	101.760	23,507,069.82
2	2851	2017-Sep-15	SDR	689,448.02	USD	980,498.49	102.290	100,295,190.54
3	2851	2017-Sep-18	SDR	454,077.36	USD	646,583.46	102.220	66,093,761.28
4	2851	2017-Nov-15	SDR	150,919.56	USD	211,812.59	104.370	22,106,880.02

**Financial Comptroller General Office**  
**Debt Section**

Anamnagar, Kathmandu, Nepal

**Disbursement Statement**

As on 2075/03/32 (2018-Jul-16)

Fiscal Year: 2074/75 Month: Aashadh

SN	Loan ID	Value Date	Commit. Currency	Disbursement (Commit Curr.)	Disburse. Currency	Disburse. Amount	FX Rate	Equivalent NPR
<b>Donor: ADB</b>								
5	2851	2017-Dec-06	SDR	122,404.99	USD	173,646.16	102.720	17,836,933.56
6	2851	2017-Dec-18	SDR	92,522.79	USD	130,439.55	102.170	13,327,008.82
7	2851	2017-Dec-19	SDR	88,440.43	USD	125,120.22	102.480	12,822,320.15
8	2851	2017-Dec-22	SDR	194,587.66	USD	275,135.27	102.640	28,239,884.11
9	2851	2018-Jan-01	SDR	76,589.78	USD	108,068.17	101.900	11,012,146.52
10	2851	2018-Apr-11	SDR	431,873.38	USD	625,417.43	103.680	64,843,279.14
11	2851	2018-Jun-18	SDR	124,185.62	USD	176,180.90	108.520	19,119,151.27
12	2851	2018-Jun-21	SDR	104,032.83	USD	146,811.13	108.620	15,946,624.94
13	2851	2018-Jun-22	SDR	364,415.15	USD	512,950.77	108.480	55,644,899.53
14	2851	2018-Jul-01	SDR	84,157.03	USD	118,661.41	109.250	12,963,759.04
15	2851	2018-Jul-09	SDR	93,728.99	USD	131,818.57	109.900	14,486,860.84
<b>Total of 2851</b>				<b>3,233,960.13</b>				<b>478,245,769.58</b>
1	3157	2017-Sep-05	SDR	1,908,679.04	USD	2,697,707.87	102.980	277,809,956.45
2	3157	2017-Sep-15	SDR	65,045.74	USD	92,755.22	102.290	9,487,931.45
3	3157	2017-Nov-09	SDR	652,927.42	USD	914,836.19	103.630	94,804,474.37
4	3157	2017-Nov-22	SDR	605,704.64	USD	854,612.90	103.520	88,469,527.41
5	3157	2017-Dec-01	SDR	683,283.40	USD	970,276.10	102.850	99,792,896.88
6	3157	2017-Dec-21	SDR	1,053,851.18	USD	1,489,133.87	102.280	152,308,612.22
7	3157	2017-Dec-22	SDR	680,360.25	USD	961,988.57	102.640	98,738,506.82
8	3157	2018-Mar-05	SDR	549,275.29	USD	794,191.65	103.980	82,580,047.77
9	3157	2018-Jun-04	SDR	386,886.47	USD	547,127.11	107.000	58,542,600.77
10	3157	2018-Jun-29	SDR	534,379.80	USD	753,945.77	109.770	82,760,627.17
<b>Total of 3157</b>				<b>7,120,393.23</b>				<b>1,045,295,181.31</b>
1	3260	2017-Aug-28	SDR	499,875.12	USD	704,633.96	102.160	71,985,405.35
2	3260	2017-Aug-30	SDR	3,309,898.60	USD	4,671,160.60	102.140	477,112,343.68
3	3260	2017-Sep-27	SDR	1,417,906.67	USD	2,017,270.00	104.420	210,643,333.40
4	3260	2017-Sep-28	SDR	798,408.23	USD	1,131,807.54	104.110	117,832,482.99
5	3260	2017-Sep-29	SDR	721,961.00	USD	1,020,816.75	102.350	104,480,594.36
6	3260	2017-Oct-25	SDR	831,798.54	USD	1,173,725.97	0.000	0.00

**Financial Comptroller General Office**  
**Debt Section**

Anamnagar, Kathmandu, Nepal

**Disbursement Statement**

As on 2075/03/32 (2018-Jul-16)

Fiscal Year: 2074/75 Month: Aashadh

SN	Loan ID	Value Date	Commit. Currency	Disbursement (Commit Curr.)	Disburse. Currency	Disburse. Amount	FX Rate	Equivalent NPR
<b>Donor: ADB</b>								
7	3260	2017-Oct-27	SDR	489,771.14	USD	689,857.34	0.000	0.00
8	3260	2017-Nov-24	SDR	86,329.30	USD	121,604.31	103.040	12,530,108.10
9	3260	2017-Nov-29	SDR	1,672,938.51	USD	2,360,265.30	102.760	242,540,862.23
10	3260	2017-Dec-01	SDR	360,936.61	USD	512,537.21	102.850	52,714,452.05
11	3260	2017-Dec-15	SDR	137,823.31	USD	194,468.69	102.650	19,962,211.03
12	3260	2017-Dec-20	SDR	2,440,005.02	USD	3,450,313.50	102.150	352,449,524.02
13	3260	2017-Dec-21	SDR	3,187,476.00	USD	4,504,031.09	102.280	460,672,299.89
14	3260	2017-Dec-22	SDR	1,153,906.40	USD	1,631,554.41	102.640	167,462,744.64
15	3260	2018-Mar-27	SDR	661,952.94	USD	962,731.11	0.000	0.00
16	3260	2018-Apr-17	SDR	830,213.17	USD	1,207,619.78	104.490	126,184,190.81
17	3260	2018-May-09	SDR	1,123,284.00	USD	1,607,486.80	107.030	172,049,312.20
18	3260	2018-May-14	SDR	795,499.35	USD	1,134,907.10	107.430	121,923,069.75
19	3260	2018-May-25	SDR	270,316.96	USD	384,485.33	109.120	41,955,039.21
20	3260	2018-May-29	SDR	522,046.81	USD	740,784.43	107.600	79,708,404.67
21	3260	2018-Jun-13	SDR	1,338,437.47	USD	1,904,770.52	107.680	205,105,689.59
22	3260	2018-Jun-15	SDR	228,750.89	USD	324,826.26	107.900	35,048,753.45
23	3260	2018-Jun-21	SDR	764,328.41	USD	1,078,620.25	108.620	117,159,731.56
24	3260	2018-Jun-27	SDR	1,613,025.33	USD	2,276,769.11	108.890	247,917,388.39
25	3260	2018-Jun-28	SDR	1,992,095.96	USD	2,810,947.01	109.480	307,742,478.65
26	3260	2018-Jun-29	SDR	920,937.85	USD	1,299,332.79	109.770	142,627,760.36
27	3260	2018-Jul-12	SDR	922,279.52	USD	1,303,900.34	109.740	143,090,023.31
<b>Total of 3260</b>				<b>29,092,203.11</b>				<b>4,030,898,203.69</b>
1	2990	2017-Jul-28	SDR	1,093.22	USD	1,533.40	0.000	0.00
2	2990	2017-Aug-01	SDR	58,552.86	USD	82,327.67	102.350	8,426,237.02
3	2990	2017-Aug-09	SDR	834.91	USD	1,180.50	101.510	119,832.56
4	2990	2017-Aug-11	SDR	30,586.15	USD	43,153.69	102.240	4,412,033.27
5	2990	2017-Aug-15	SDR	10,829.51	USD	15,269.60	102.290	1,561,927.38
6	2990	2017-Aug-23	SDR	918.95	USD	1,294.83	102.260	132,409.32
7	2990	2017-Aug-30	SDR	1,446.16	USD	2,040.92	102.140	208,459.57

**Financial Comptroller General Office**  
**Debt Section**  
**Anamnagar, Kathmandu, Nepal**  
**Disbursement Statement**  
As on 2075/03/32 (2018-Jul-16)

Fiscal Year: 2074/75 Month: Aashadh

SN	Loan ID	Value Date	Commit. Currency	Disbursement (Commit Curr.)	Disburse. Currency	Disburse. Amount	FX Rate	Equivalent NPR
<b>Donor: ADB</b>								
8	2990	2017-Sep-06	SDR	1,174.27	USD	1,664.38	102.300	170,266.07
9	2990	2017-Sep-13	SDR	3,531.80	USD	5,052.87	102.160	516,201.20
10	2990	2017-Oct-30	SDR	10,566.13	USD	14,888.74	103.780	1,545,153.44
11	2990	2017-Nov-01	SDR	88,863.06	USD	125,388.43	103.300	12,952,624.82
12	2990	2017-Nov-17	SDR	2,060.77	USD	2,898.34	104.220	169,755.62
13	2990	2017-Nov-20	SDR	1,628.12	USD	2,300.43	103.720	238,600.60
14	2990	2017-Nov-22	SDR	15,146.57	USD	21,370.90	103.520	2,212,315.57
15	2990	2017-Nov-24	SDR	46,713.33	USD	65,800.87	103.040	6,780,121.64
16	2990	2017-Dec-14	SDR	2,751,283.94	USD	3,885,005.52	102.800	399,378,567.46
17	2990	2017-Dec-20	SDR	3,495.95	USD	4,943.48	102.150	504,976.48
18	2990	2018-Feb-02	SDR	230.68	USD	335.67	102.130	34,281.98
19	2990	2018-Feb-05	SDR	2,895.83	USD	4,219.57	102.200	431,240.05
20	2990	2018-Feb-06	SDR	17,126.87	USD	24,927.99	102.200	2,547,640.58
21	2990	2018-Feb-15	SDR	16,605.04	USD	24,077.30	102.250	2,461,903.92
22	2990	2018-Feb-28	SDR	884.41	USD	1,282.92	103.500	132,782.22
23	2990	2018-Mar-05	SDR	3,236.64	USD	4,679.81	103.980	486,606.64
24	2990	2018-Mar-14	SDR	6,815.82	USD	9,875.85	103.530	1,022,446.75
25	2990	2018-Apr-09	SDR	3,200.44	USD	4,645.66	103.650	481,522.66
26	2990	2018-Apr-16	SDR	287,225.44	USD	418,226.09	104.030	43,508,060.14
27	2990	2018-May-04	SDR	3,475.23	USD	4,985.68	106.340	530,177.21
28	2990	2018-May-30	SDR	15,439.36	USD	21,895.95	108.280	2,370,893.47
29	2990	2018-Jun-12	SDR	871.09	USD	1,237.16	107.580	133,093.67
30	2990	2018-Jun-18	SDR	1,469.16	USD	2,084.28	108.520	226,186.07
31	2990	2018-Jun-29	SDR	40,096.15	USD	56,570.85	109.770	6,209,782.20
32	2990	2018-Jul-05	SDR	2,207.63	USD	3,103.30	109.680	340,369.94
33	2990	2018-Jul-06	SDR	7,741.14	USD	10,886.98	110.020	1,197,785.54
34	2990	2018-Jul-11	SDR	1,357.54	USD	1,913.24	109.830	210,131.15
35	2990	2018-Jul-12	SDR	3,986,751.34	USD	5,636,389.31	109.740	618,537,362.88
<b>Total of 2990</b>				<b>7,426,355.51</b>				<b>1,120,191,749.09</b>

**Financial Comptroller General Office**  
**Debt Section**  
**Anamnagar, Kathmandu, Nepal**  
**Disbursement Statement**  
As on 2075/03/32 (2018-Jul-16)

Fiscal Year: 2074/75 Month: Aashadh

SN	Loan ID	Value Date	Commit. Currency	Disbursement (Commit Curr.)	Disburse. Currency	Disburse. Amount	FX Rate	Equivalent NPR
<b>Donor: ADB</b>								
1	3139	2017-Aug-17	SDR	483,655.76	USD	682,317.36	102.350	69,835,181.80
2	3139	2017-Aug-30	SDR	706,850.23	USD	997,556.52	102.140	101,890,422.95
3	3139	2017-Sep-05	SDR	215,457.64	USD	304,525.68	102.980	31,360,054.53
4	3139	2017-Sep-06	SDR	1,540,390.98	USD	2,183,303.96	102.300	223,351,995.11
5	3139	2017-Sep-20	SDR	194,087.56	USD	276,343.81	102.630	28,361,165.22
6	3139	2017-Sep-26	SDR	173,576.96	USD	246,286.61	103.870	25,581,790.18
7	3139	2017-Oct-05	SDR	155,906.83	USD	219,717.93	103.720	22,789,143.70
8	3139	2017-Oct-10	SDR	174,597.08	USD	245,991.57	104.270	25,649,541.00
9	3139	2017-Oct-16	SDR	37,090.13	USD	52,428.38	103.590	5,431,055.88
10	3139	2017-Oct-25	SDR	5,491.05	USD	7,748.25	103.800	804,268.35
11	3139	2017-Oct-26	SDR	81,998.85	USD	115,421.58	103.530	11,949,596.18
12	3139	2017-Nov-03	SDR	80,055.79	USD	112,359.90	103.080	11,582,058.49
13	3139	2017-Nov-09	SDR	101,880.84	USD	142,748.30	103.630	14,793,006.33
14	3139	2017-Nov-20	SDR	367,449.15	USD	519,183.60	103.720	53,849,722.99
15	3139	2017-Nov-22	SDR	41,127.90	USD	58,029.00	103.520	6,007,162.08
16	3139	2017-Nov-24	SDR	51,598.03	USD	72,681.50	103.040	7,489,101.76
17	3139	2017-Nov-28	SDR	310,137.29	USD	437,557.20	102.910	45,029,011.45
18	3139	2017-Dec-04	SDR	246,676.78	USD	349,652.00	102.850	35,961,708.20
19	3139	2017-Dec-06	SDR	78,827.37	USD	111,826.09	102.720	11,486,775.96
20	3139	2017-Dec-07	SDR	174,447.24	USD	247,060.90	102.940	25,432,449.05
21	3139	2017-Dec-13	SDR	440,196.54	USD	620,884.02	102.750	63,795,833.06
22	3139	2017-Dec-14	SDR	1,323,910.09	USD	1,869,453.72	102.800	192,179,842.42
23	3139	2017-Dec-15	SDR	110,924.14	USD	156,521.72	102.650	16,066,954.56
24	3139	2017-Dec-15	SDR	108,826.04	USD	153,553.54	102.650	15,762,270.88
25	3139	2017-Dec-18	SDR	102,277.12	USD	144,191.31	102.170	14,732,026.14
26	3139	2017-Dec-19	SDR	1,847,211.52	USD	2,613,324.02	102.480	267,813,445.57
27	3139	2017-Dec-20	SDR	848,287.15	USD	1,199,528.93	102.150	122,531,880.20
28	3139	2017-Dec-22	SDR	1,843,041.05	USD	2,605,949.45	102.640	267,474,651.55
29	3139	2017-Dec-26	SDR	2,022,545.13	USD	2,862,224.97	102.180	292,462,147.43

**Financial Comptroller General Office**  
**Debt Section**

Anamnagar, Kathmandu, Nepal

**Disbursement Statement**

As on 2075/03/32 (2018-Jul-16)

Fiscal Year: 2074/75 Month: Aashadh

SN	Loan ID	Value Date	Commit. Currency	Disbursement (Commit Curr.)	Disburse. Currency	Disburse. Amount	FX Rate	Equivalent NPR
<b>Donor: ADB</b>								
30	3139	2017-Dec-27	SDR	262,229.59	USD	371,296.12	102.240	37,961,315.31
31	3139	2017-Dec-29	SDR	469,479.53	USD	664,745.46	102.230	67,956,928.38
32	3139	2018-Jan-31	SDR	206,203.89	USD	300,152.44	0.000	0.00
33	3139	2018-Feb-07	SDR	120,282.63	USD	175,339.60	102.490	17,970,555.60
34	3139	2018-Feb-14	SDR	139,418.49	USD	201,408.13	102.600	20,664,474.14
35	3139	2018-Feb-16	SDR	369,093.32	USD	535,233.30	101.960	54,572,387.27
36	3139	2018-Feb-22	SDR	157,868.76	USD	230,453.66	103.320	23,810,472.15
37	3139	2018-Feb-23	SDR	148,251.91	USD	215,263.26	103.770	22,337,868.49
38	3139	2018-Mar-09	SDR	264,735.22	USD	384,954.13	103.930	40,008,282.73
39	3139	2018-Mar-13	SDR	310,736.12	USD	451,490.26	103.760	46,846,629.38
40	3139	2018-Apr-05	SDR	62,866.17	USD	91,431.93	103.940	9,503,434.80
41	3139	2018-Apr-06	SDR	623,580.13	USD	905,725.19	103.630	93,860,301.44
42	3139	2018-Apr-18	SDR	160,513.26	USD	233,453.70	104.740	24,451,940.54
43	3139	2018-May-07	SDR	984,916.59	USD	1,410,774.82	106.680	150,501,457.80
44	3139	2018-May-08	SDR	658,648.25	USD	942,881.31	107.120	101,001,445.93
45	3139	2018-May-10	SDR	94,196.88	USD	134,550.83	107.320	14,439,995.08
46	3139	2018-May-14	SDR	137,853.45	USD	196,670.00	107.430	21,128,258.10
47	3139	2018-May-16	SDR	302,908.00	USD	433,403.79	108.620	47,076,319.67
48	3139	2018-May-17	SDR	155,913.68	USD	223,280.87	108.180	24,154,524.52
49	3139	2018-May-21	SDR	237,714.15	USD	338,067.56	108.520	36,687,091.61
50	3139	2018-May-22	SDR	584,528.98	USD	831,276.20	108.700	90,359,722.94
51	3139	2018-May-23	SDR	261,805.91	USD	372,005.26	108.570	40,388,611.08
52	3139	2018-May-24	SDR	168,921.53	USD	239,628.70	109.180	26,162,661.47
53	3139	2018-May-29	SDR	148,708.62	USD	211,017.54	107.600	22,705,487.30
54	3139	2018-May-30	SDR	247,890.62	USD	351,556.00	108.280	38,066,483.68
55	3139	2018-Jun-06	SDR	80,902.76	USD	114,688.56	107.140	12,287,732.32
56	3139	2018-Jun-15	SDR	182,447.71	USD	259,075.74	107.900	27,954,272.35
57	3139	2018-Jun-19	SDR	110,540.87	USD	157,273.13	108.480	17,060,989.14
58	3139	2018-Jun-25	SDR	292,369.19	USD	411,620.73	108.240	44,553,827.82



**Financial Comptroller General Office**  
**Debt Section**  
**Anamnagar, Kathmandu, Nepal**  
**Disbursement Statement**

As on 2075/03/32 (2018-Jul-16)

Fiscal Year: 2074/75 Month: Aashadh

SN	Loan ID	Value Date	Commit. Currency	Disbursement (Commit Curr.)	Disburse. Currency	Disburse. Amount	FX Rate	Equivalent NPR
<b>Donor: ADB</b>								
59	3139	2018-Jun-26	SDR	1,175,393.38	USD	1,652,861.68	108.700	179,666,064.62
60	3139	2018-Jul-06	SDR	68,166.64	USD	95,868.20	110.020	10,547,419.36
61	3139	2018-Jul-12	SDR	79,561.02	USD	112,481.78	109.740	12,343,750.54
<b>Total of 3139</b>				<b>23,137,169.49</b>				<b>3,388,484,968.58</b>
1	3255	2017-Aug-25	SDR	1,432,312.07	USD	2,017,698.01	102.160	206,128,028.70
2	3255	2017-Aug-28	SDR	623,103.72	USD	878,339.47	102.160	89,731,160.26
3	3255	2017-Sep-15	SDR	85,443.02	USD	121,841.74	102.290	12,463,191.58
4	3255	2017-Sep-29	SDR	437,196.68	USD	618,174.25	102.350	63,270,134.49
5	3255	2017-Oct-06	SDR	231,905.58	USD	326,789.75	103.930	33,963,258.72
6	3255	2017-Nov-13	SDR	112,761.46	USD	158,074.65	103.960	16,433,440.61
7	3255	2017-Nov-16	SDR	118,375.88	USD	166,148.83	104.040	17,286,124.27
8	3255	2017-Nov-21	SDR	1,138,369.15	USD	1,604,246.73	103.880	166,649,150.31
9	3255	2017-Dec-12	SDR	782,460.00	USD	1,104,950.89	102.680	113,456,357.39
10	3255	2017-Dec-13	SDR	350,648.38	USD	494,579.02	102.750	50,817,994.30
11	3255	2018-Apr-02	SDR	639,754.55	USD	934,028.85	103.980	97,120,319.82
12	3255	2018-Apr-17	SDR	32,667.16	USD	47,517.33	104.490	4,965,085.81
13	3255	2018-May-25	SDR	819,294.51	USD	1,165,323.55	109.120	127,160,105.78
14	3255	2018-Jun-22	SDR	433,245.87	USD	609,836.89	108.480	66,155,105.83
15	3255	2018-Jun-27	SDR	309,084.35	USD	436,269.48	108.890	47,505,383.68
16	3255	2018-Jun-28	SDR	985,523.77	USD	1,390,623.32	109.480	152,245,441.07
17	3255	2018-Jul-06	SDR	537,311.99	USD	755,664.84	110.020	83,138,245.70
<b>Total of 3255</b>				<b>9,069,458.14</b>				<b>1,348,488,528.32</b>
1	3110	2017-Jul-17	SDR	28,798.88	USD	40,046.86	102.820	4,117,618.15
2	3110	2017-Jul-18	SDR	138,206.36	USD	192,012.86	102.700	19,719,720.72
3	3110	2017-Jul-24	SDR	24,757.31	USD	34,591.66	102.610	3,549,450.23
4	3110	2017-Aug-03	SDR	492,585.85	USD	693,437.73	101.780	70,578,092.16
5	3110	2017-Sep-20	SDR	759,469.47	USD	1,081,340.22	102.630	110,977,946.78
6	3110	2017-Oct-18	SDR	1,289,516.28	USD	1,824,368.95	103.740	189,260,034.87
7	3110	2017-Oct-23	SDR	403,664.34	USD	568,900.30	103.760	59,029,095.13

**Financial Comptroller General Office**  
**Debt Section**  
**Anamnagar, Kathmandu, Nepal**  
**Disbursement Statement**  
As on 2075/03/32 (2018-Jul-16)

Fiscal Year: 2074/75 Month: Aashadh

SN	Loan ID	Value Date	Commit. Currency	Disbursement (Commit Curr.)	Disburse. Currency	Disburse. Amount	FX Rate	Equivalent NPR
<b>Donor: ADB</b>								
8	3110	2017-Dec-19	SDR	1,415,258.35	USD	2,002,222.60	102.480	205,187,772.05
9	3110	2018-Jan-01	SDR	25,985.66	USD	36,665.76	101.900	3,736,240.94
10	3110	2018-May-02	SDR	380,635.88	USD	549,493.57	106.360	58,444,136.11
11	3110	2018-Jun-20	SDR	644,452.28	USD	909,354.39	109.120	99,228,751.04
12	3110	2018-Jul-01	SDR	40,827.79	USD	57,567.18	109.250	6,289,214.42
<b>Total of 3110</b>				<b>5,644,158.45</b>				<b>830,118,072.60</b>
1	3452	2017-Sep-14	SDR	10,518,934.08	USD	15,000,000.00	102.100	1,531,500,000.00
2	3452	2017-Nov-17	SDR	3,555,100.50	USD	5,000,000.00	104.220	521,100,000.00
<b>Total of 3452</b>				<b>14,074,034.58</b>				<b>2,052,600,000.00</b>
1	3478	2017-Aug-23	SDR	931,907.45	USD	1,313,085.56	102.260	134,276,129.37
2	3478	2017-Sep-15	SDR	20,846.42	USD	29,726.99	102.290	3,040,773.81
3	3478	2017-Dec-18	SDR	554,342.26	USD	781,517.26	102.170	79,847,618.45
4	3478	2018-Mar-09	SDR	19,449.44	USD	28,281.62	103.930	2,939,308.77
5	3478	2018-Jul-06	SDR	324,192.98	USD	455,938.53	110.020	50,162,357.07
<b>Total of 3478</b>				<b>1,850,738.55</b>				<b>270,266,187.47</b>
1	3546	2017-Nov-10	SDR	7,141,581.86	USD	10,000,000.00	103.600	1,036,000,000.00
<b>Total of 3546</b>				<b>7,141,581.86</b>				<b>1,036,000,000.00</b>
1	3542	2017-Dec-20	SDR	651,121.03	USD	920,724.20	0.000	0.00
2	3542	2017-Dec-21	SDR	677,569.85	USD	957,433.30	0.000	0.00
3	3542	2017-Dec-22	SDR	132,564.03	USD	187,437.59	0.000	0.00
4	3542	2018-Apr-24	SDR	206,345.17	USD	300,455.08	106.070	31,869,270.34
5	3542	2018-May-04	SDR	612,943.27	USD	879,346.81	106.340	93,509,739.78
6	3542	2018-Jun-15	SDR	8,067.53	USD	11,455.89	107.900	1,236,090.53
7	3542	2018-Jul-16	SDR	881,521.79	USD	1,241,209.12	0.000	0.00
<b>Total of 3542</b>				<b>3,170,132.67</b>				<b>126,615,100.65</b>
1	3566	2017-Dec-19	SDR	10,602,654.90	USD	15,000,000.00	0.000	0.00
2	3566	2017-Dec-22	SDR	2,641,335.10	USD	3,734,689.35	0.000	0.00
3	3566	2018-Feb-15	SDR	20,381.65	USD	29,553.39	102.250	3,021,834.13
4	3566	2018-Jun-12	SDR	772,098.89	USD	1,096,573.45	107.580	117,969,371.75
5	3566	2018-Jun-26	SDR	32,781.48	USD	46,097.97	108.700	5,010,849.34

**Financial Comptroller General Office**  
**Debt Section**  
**Anamnagar, Kathmandu, Nepal**  
**Disbursement Statement**

As on 2075/03/32 (2018-Jul-16)

Fiscal Year: 2074/75 Month: Aashadh

SN	Loan ID	Value Date	Commit. Currency	Disbursement (Commit Curr.)	Disburse. Currency	Disburse. Amount	FX Rate	Equivalent NPR
<b>Donor: ADB</b>								
6	3566	2018-Jun-27	SDR	331,585.37	USD	468,029.44	108.890	50,963,725.72
7	3566	2018-Jul-10	SDR	1,196,079.74	USD	1,685,108.90	109.640	184,755,339.80
<b>Total of 3566</b>				<b>15,596,917.13</b>				<b>361,721,120.74</b>
1	3620	2018-Apr-23	SDR	4,807,263.09	USD	7,000,000.00	105.500	738,500,000.00
2	3620	2018-May-29	SDR	948,396.75	USD	1,345,774.99	107.600	144,805,388.92
3	3620	2018-Jun-01	SDR	5,127.02	USD	7,280.36	107.560	783,075.52
<b>Total of 3620</b>				<b>5,760,786.86</b>				<b>884,088,464.44</b>
<b>Donor: China</b>								
1	359	2018-Jan-17	RMB	10,035,160.99	RMB	10,035,160.99	0.000	0.00
2	359	2018-Apr-13	RMB	17,400,193.28	RMB	17,400,193.28	0.000	0.00
3	359	2018-Jun-08	RMB	13,590,448.84	RMB	13,590,448.84	0.000	0.00
4	359	2018-Jun-14	RMB	18,798,288.57	RMB	18,798,288.57	0.000	0.00
<b>Total of 359</b>				<b>59,824,091.68</b>				<b>0.00</b>
1	383	2018-Jan-17	RMB	8,951,559.89	RMB	8,951,559.89	15.860	141,971,739.86
<b>Total of 383</b>				<b>8,951,559.89</b>				<b>141,971,739.86</b>
1	494	2018-Jan-17	RMB	65,638,755.00	RMB	65,638,755.00	0.000	0.00
<b>Total of 494</b>				<b>65,638,755.00</b>				<b>0.00</b>
1	574	2018-Apr-20	RMB	146,600,148.26	RMB	146,600,148.26	0.000	0.00
<b>Total of 574</b>				<b>146,600,148.26</b>				<b>0.00</b>
<b>Donor: India</b>								
1	00001984	2017-Aug-16	USD	122,375.70	USD	122,375.70	102.890	12,591,235.77
2	00001984	2017-Nov-24	USD	7,802.02	USD	7,802.02	103.040	803,920.14
3	00001984	2018-Jan-03	USD	8,553.32	USD	8,553.32	101.270	866,194.72
4	00001984	2018-Jan-30	USD	88,722.79	USD	88,722.74	101.420	8,998,260.29
5	00001984	2018-Jan-30	USD	297,978.56	USD	297,978.56	101.420	30,220,985.56
6	00001984	2018-Feb-14	USD	82,017.00	USD	82,017.00	102.600	8,414,944.20
7	00001984	2018-Mar-07	USD	25,472.13	USD	25,472.13	103.640	2,639,931.55
8	00001984	2018-Mar-14	USD	235,358.77	USD	235,358.77	103.530	24,366,693.46
9	00001984	2018-Apr-06	USD	13,162.36	USD	13,162.36	103.630	1,364,015.37
10	00001984	2018-May-17	USD	31,496.85	USD	31,496.85	0.000	0.00

**Financial Comptroller General Office**

**Debt Section**

**Anamnagar, Kathmandu, Nepal**

**Disbursement Statement**

As on 2075/03/32 (2018-Jul-16)

Fiscal Year: 2074/75 Month: Aashadh

SN	Loan ID	Value Date	Commit. Currency	Disbursement (Commit Curr.)	Disburse. Currency	Disburse. Amount	FX Rate	Equivalent NPR
<b>Donor: India</b>								
11	00001984	2018-May-22	USD	66,583.68	USD	66,583.68	108.700	7,237,646.02
<b>Total of 00001984</b>				<b>979,523.18</b>				<b>97,503,827.08</b>
1	00000903	2017-Jul-18	USD	306,545.07	USD	306,545.07	102.700	31,482,178.69
2	00000903	2017-Jul-19	USD	103,051.79	USD	103,051.79	102.630	10,576,205.21
3	00000903	2017-Jul-19	USD	96,962.68	USD	96,962.68	102.630	9,951,279.85
4	00000903	2017-Jul-19	USD	29,259.60	USD	29,259.60	102.630	3,002,912.75
5	00000903	2017-Jul-25	USD	151,223.66	USD	151,223.66	102.720	15,533,694.36
6	00000903	2017-Jul-26	USD	117,790.79	USD	117,790.79	102.750	12,103,003.67
7	00000903	2017-Jul-27	USD	364,000.00	USD	364,000.00	102.700	37,382,800.00
8	00000903	2017-Jul-27	USD	83,385.96	USD	83,385.96	102.700	8,563,738.09
9	00000903	2017-Jul-27	USD	156,108.18	USD	156,108.18	102.700	16,032,310.09
10	00000903	2017-Aug-03	USD	113,793.73	USD	113,793.73	101.780	11,581,925.84
11	00000903	2017-Aug-08	USD	172,934.24	USD	172,934.24	101.780	17,601,246.95
12	00000903	2017-Aug-21	USD	5,370.40	USD	5,370.40	102.330	549,553.03
13	00000903	2017-Aug-30	USD	181,976.00	USD	181,976.00	102.140	18,587,028.64
14	00000903	2017-Sep-18	USD	139,422.02	USD	139,422.02	102.220	14,251,718.88
15	00000903	2017-Sep-20	USD	264,042.62	USD	264,042.62	102.630	27,098,694.09
16	00000903	2017-Sep-21	USD	20,220.71	USD	20,220.71	102.520	2,073,027.19
17	00000903	2017-Sep-22	USD	296,323.70	USD	296,323.70	103.400	30,639,870.58
18	00000903	2017-Sep-22	USD	250,768.95	USD	250,768.95	103.400	25,929,509.43
19	00000903	2017-Sep-26	USD	217,116.43	USD	217,116.43	103.870	22,551,883.58
20	00000903	2017-Sep-29	USD	87,099.80	USD	87,099.80	102.350	8,914,664.53
21	00000903	2017-Oct-04	USD	88,293.23	USD	88,293.23	104.500	9,226,642.54
22	00000903	2017-Oct-12	USD	312,454.57	USD	312,454.57	103.930	32,473,403.46
23	00000903	2017-Oct-17	USD	103,558.02	USD	103,558.02	103.290	10,696,507.89
24	00000903	2017-Oct-25	USD	228,916.16	USD	228,916.16	103.800	23,761,497.41
25	00000903	2017-Nov-08	USD	25,295.45	USD	25,295.45	103.750	2,624,402.94
26	00000903	2017-Nov-08	USD	22,177.10	USD	22,177.10	103.750	2,300,874.12
27	00000903	2017-Nov-09	USD	58,063.40	USD	58,063.40	103.630	6,017,110.14

**Financial Comptroller General Office**  
**Debt Section**

Anamnagar, Kathmandu, Nepal

**Disbursement Statement**

As on 2075/03/32 (2018-Jul-16)

Fiscal Year: 2074/75 Month: Aashadh

SN	Loan ID	Value Date	Commit. Currency	Disbursement (Commit Curr.)	Disburse. Currency	Disburse. Amount	FX Rate	Equivalent NPR
<b>Donor: India</b>								
28	00000903	2017-Nov-13	USD	95,443.90	USD	95,443.90	103.960	9,922,347.84
29	00000903	2017-Nov-13	USD	5,849.53	USD	5,849.53	103.960	608,117.14
30	00000903	2017-Nov-13	USD	1,581.32	USD	1,581.32	103.960	164,394.03
31	00000903	2017-Nov-30	USD	21,990.23	USD	21,990.23	102.600	2,256,197.60
32	00000903	2017-Dec-13	USD	138,015.85	USD	138,015.85	102.750	14,181,128.59
33	00000903	2017-Dec-14	USD	710,475.69	USD	710,475.69	102.800	73,036,900.93
34	00000903	2017-Dec-14	USD	76,847.60	USD	76,847.60	102.800	7,899,933.28
35	00000903	2017-Dec-18	USD	185,069.43	USD	185,069.43	102.170	18,908,543.66
36	00000903	2017-Dec-18	USD	29,085.38	USD	29,085.38	102.170	2,970,023.66
37	00000903	2017-Dec-29	USD	140,318.77	USD	140,318.77	102.230	14,344,787.86
38	00000903	2018-Jan-02	USD	294,975.66	USD	294,975.66	101.590	29,966,577.30
39	00000903	2018-Jan-03	USD	99,343.81	USD	99,343.81	101.270	10,060,547.64
40	00000903	2018-Jan-05	USD	220,457.58	USD	220,457.58	101.150	22,299,284.22
41	00000903	2018-Jan-10	USD	94,653.09	USD	94,653.09	101.640	9,620,540.07
42	00000903	2018-Jan-18	USD	308,992.56	USD	308,992.56	101.920	31,492,521.72
43	00000903	2018-Jan-22	USD	111,912.17	USD	111,912.17	101.860	11,399,373.64
44	00000903	2018-Jan-22	USD	77,955.61	USD	77,955.66	101.860	7,940,563.53
45	00000903	2018-Jan-23	USD	26,379.66	USD	26,379.61	101.890	2,687,818.46
46	00000903	2018-Jan-23	USD	452,564.26	USD	452,564.26	101.890	46,111,772.45
47	00000903	2018-Jan-30	USD	291,603.34	USD	291,603.34	101.420	29,574,410.74
48	00000903	2018-Feb-05	USD	77,768.58	USD	77,768.58	102.200	7,947,948.88
49	00000903	2018-Feb-07	USD	90,219.28	USD	90,219.28	102.490	9,246,574.01
50	00000903	2018-Feb-12	USD	162,136.04	USD	162,136.04	102.740	16,657,856.75
51	00000903	2018-Feb-27	USD	441,487.81	USD	441,487.81	103.370	45,636,594.92
52	00000903	2018-Feb-28	USD	24,343.35	USD	24,343.35	103.500	2,519,536.72
53	00000903	2018-Mar-01	USD	204,108.28	USD	204,108.28	104.000	21,227,261.12
54	00000903	2018-Mar-01	USD	135,407.16	USD	135,407.16	104.000	14,082,344.64
55	00000903	2018-Mar-07	USD	78,568.28	USD	78,568.28	103.640	8,142,816.54
56	00000903	2018-Mar-12	USD	145,882.39	USD	145,882.39	103.970	15,167,392.09

**Financial Comptroller General Office**  
**Debt Section**

Anamnagar, Kathmandu, Nepal

**Disbursement Statement**

As on 2075/03/32 (2018-Jul-16)

Fiscal Year: 2074/75 Month: Aashadh

SN	Loan ID	Value Date	Commit. Currency	Disbursement (Commit Curr.)	Disburse. Currency	Disburse. Amount	FX Rate	Equivalent NPR
<b>Donor:</b> India								
57	00000903	2018-Mar-14	USD	25,172.91	USD	25,172.91	103.530	2,606,151.37
58	00000903	2018-Mar-20	USD	51,314.46	USD	51,314.46	103.980	5,335,677.55
59	00000903	2018-Mar-21	USD	94,848.53	USD	94,848.53	104.010	9,865,195.61
60	00000903	2018-Mar-21	USD	215,688.60	USD	215,688.60	104.010	22,433,771.29
61	00000903	2018-Mar-26	USD	423,698.14	USD	423,698.14	103.720	43,945,971.08
62	00000903	2018-Apr-03	USD	78,395.90	USD	78,395.90	103.980	8,151,605.68
63	00000903	2018-Apr-05	USD	328,351.13	USD	328,351.13	103.940	34,128,816.45
64	00000903	2018-Apr-09	USD	119,806.51	USD	119,806.51	103.650	12,417,944.76
65	00000903	2018-Apr-10	USD	194,617.55	USD	194,617.55	103.740	20,189,624.64
66	00000903	2018-Apr-11	USD	52,613.79	USD	52,613.79	103.680	5,454,997.75
67	00000903	2018-Apr-11	USD	29,614.65	USD	29,614.65	103.680	3,070,446.91
68	00000903	2018-Apr-25	USD	161,369.81	USD	161,369.81	105.910	17,090,676.58
69	00000903	2018-Apr-27	USD	78,715.43	USD	78,715.43	0.000	0.00
70	00000903	2018-May-02	USD	168,692.62	USD	168,692.62	106.360	17,942,147.06
71	00000903	2018-May-02	USD	276,420.44	USD	276,420.44	106.360	29,400,078.00
72	00000903	2018-May-10	USD	78,844.40	USD	78,844.40	107.320	8,461,581.01
73	00000903	2018-May-11	USD	436,940.24	USD	436,940.24	107.400	46,927,381.78
74	00000903	2018-May-21	USD	30,742.51	USD	30,742.51	108.520	3,336,177.19
75	00000903	2018-May-21	USD	92,986.16	USD	92,986.16	108.520	10,090,858.08
76	00000903	2018-May-22	USD	376,015.15	USD	376,015.15	108.700	40,872,846.81
77	00000903	2018-May-24	USD	49,106.10	USD	49,106.10	109.180	5,361,404.00
78	00000903	2018-May-31	USD	13,721.10	USD	13,721.10	107.590	1,476,253.15
79	00000903	2018-May-31	USD	39,435.22	USD	39,435.22	107.590	4,242,835.32
80	00000903	2018-Jun-05	USD	272,002.95	USD	272,002.95	107.080	29,126,075.89
81	00000903	2018-Jun-07	USD	663,036.99	USD	663,036.99	106.770	70,792,459.42
82	00000903	2018-Jun-14	USD	143,595.43	USD	143,595.43	0.000	0.00
83	00000903	2018-Jun-19	USD	426,591.54	USD	426,591.54	108.480	46,276,650.26
84	00000903	2018-Jun-20	USD	2,094,815.57	USD	2,094,815.57	109.120	228,586,275.00
85	00000903	2018-Jun-21	USD	180,509.57	USD	180,509.57	108.620	19,606,949.49

**Financial Comptroller General Office**  
**Debt Section**

Anamnagar, Kathmandu, Nepal

**Disbursement Statement**

As on 2075/03/32 (2018-Jul-16)

Fiscal Year: 2074/75 Month: Aashadh

SN	Loan ID	Value Date	Commit. Currency	Disbursement (Commit Curr.)	Disburse. Currency	Disburse. Amount	FX Rate	Equivalent NPR
<b>Donor: India</b>								
86	00000903	2018-Jun-21	USD	297,282.10	USD	297,282.10	108.620	32,290,781.70
87	00000903	2018-Jun-21	USD	3,618.78	USD	3,618.78	108.620	393,071.88
88	00000903	2018-Jun-22	USD	647,406.74	USD	647,406.74	108.480	70,230,683.16
89	00000903	2018-Jun-22	USD	543,596.70	USD	543,596.70	108.480	58,969,370.02
90	00000903	2018-Jun-25	USD	80,548.36	USD	80,548.36	108.240	8,718,554.49
91	00000903	2018-Jun-28	USD	209,998.98	USD	209,998.98	109.480	22,990,688.33
92	00000903	2018-Jul-05	USD	298,158.35	USD	298,158.35	109.680	32,702,007.83
93	00000903	2018-Jul-09	USD	238,616.11	USD	238,616.11	0.000	0.00
94	00000903	2018-Jul-09	USD	16,884.10	USD	16,884.10	0.000	0.00
95	00000903	2018-Jul-12	USD	18,463.20	USD	18,463.20	109.740	2,026,151.57
96	00000903	2018-Jul-12	USD	107,697.04	USD	107,697.04	109.740	11,818,684.14
97	00000903	2018-Jul-16	USD	872,488.19	USD	872,488.19	109.340	95,397,858.69
98	00000903	2018-Jul-16	USD	52,897.08	USD	52,897.08	109.340	5,783,766.73
<b>Total of 00000903</b>				<b>19,324,910.00</b>				<b>1,986,094,264.65</b>
<b>Donor: Japan</b>								
1	8	2017-Sep-05	JPY	17,101,530.00	JPY	17,101,530.00	0.932	15,938,625.96
2	8	2017-Oct-20	JPY	13,269,987.00	JPY	13,269,987.00	0.922	12,234,928.01
3	8	2017-Oct-20	JPY	12,414,956.00	JPY	12,414,956.00	0.922	11,446,589.43
4	8	2018-Jan-12	JPY	22,117,741.00	JPY	22,117,741.00	0.909	20,105,026.57
5	8	2018-Feb-23	JPY	37,269,132.00	JPY	37,269,132.00	0.965	35,964,712.38
6	8	2018-Apr-20	JPY	13,451,804.00	JPY	13,451,804.00	0.977	13,142,412.51
7	8	2018-May-07	JPY	19,170,177.00	JPY	19,170,177.00	0.978	18,748,433.11
8	8	2018-May-25	JPY	23,145,652.00	JPY	23,145,652.00	0.995	23,029,923.74
<b>Total of 8</b>				<b>157,940,979.00</b>				<b>150,610,651.71</b>
1	8A	2017-Jul-28	JPY	36,251,738.00	JPY	36,251,738.00	0.919	33,315,347.22
2	8A	2017-Aug-04	JPY	19,382,520.00	JPY	19,382,520.00	0.918	17,793,153.36
3	8A	2017-Oct-22	JPY	2,378,300.00	JPY	2,378,300.00	0.916	2,178,522.80
4	8A	2018-Apr-20	JPY	2,460,682.00	JPY	2,460,682.00	0.977	2,404,086.31
<b>Total of 8A</b>				<b>60,473,240.00</b>				<b>55,691,109.69</b>
1	11	2017-Jul-20	JPY	22,422.00	JPY	22,422.00	0.916	20,538.55

**Financial Comptroller General Office**  
**Debt Section**

Anamnagar, Kathmandu, Nepal

**Disbursement Statement**

As on 2075/03/32 (2018-Jul-16)

Fiscal Year: 2074/75 Month: Aashadh

SN	Loan ID	Value Date	Commit. Currency	Disbursement (Commit Curr.)	Disburse. Currency	Disburse. Amount	FX Rate	Equivalent NPR
<b>Donor: Japan</b>								
2	11	2017-Jul-28	JPY	12,474,317.00	JPY	12,474,317.00	0.919	11,463,897.32
3	11	2017-Aug-14	JPY	100,262,170.00	JPY	100,262,170.00	0.937	93,945,653.29
4	11	2017-Aug-18	JPY	194,798,599.00	JPY	194,798,599.00	0.929	180,967,898.47
5	11	2017-Sep-08	JPY	9,181,669.00	JPY	9,181,669.00	0.939	8,621,587.19
6	11	2017-Oct-06	JPY	55,876,200.00	JPY	55,876,200.00	0.924	51,629,608.80
7	11	2017-Oct-13	JPY	20,694,448.00	JPY	20,694,448.00	0.925	19,142,364.40
8	11	2017-Oct-20	JPY	6,774,938.00	JPY	6,774,938.00	0.922	6,246,492.84
9	11	2017-Nov-02	JPY	24,431,210.00	JPY	24,431,210.00	0.904	22,085,813.84
10	11	2017-Nov-10	JPY	74,190,908.00	JPY	74,190,908.00	0.914	67,810,489.91
11	11	2017-Dec-12	JPY	21,967,564.00	JPY	21,967,564.00	0.911	20,012,450.80
12	11	2018-Jan-05	JPY	11,756,374.00	JPY	11,756,374.00	0.898	10,557,223.85
13	11	2018-Jan-09	JPY	45,361,429.00	JPY	45,361,429.00	0.895	40,598,478.96
14	11	2018-Jan-22	JPY	61,640.00	JPY	61,640.00	0.920	56,708.80
15	11	2018-Jan-26	JPY	18,715,708.00	JPY	18,715,708.00	0.930	17,405,608.44
16	11	2018-Feb-16	JPY	113,684,562.00	JPY	113,684,562.00	0.962	109,364,548.64
17	11	2018-Mar-02	JPY	38,265,635.00	JPY	38,265,635.00	0.974	37,270,728.49
18	11	2018-Mar-13	JPY	119,738,142.00	JPY	119,738,142.00	0.974	116,624,950.31
19	11	2018-Mar-20	JPY	16,955,566.00	JPY	16,955,566.00	0.980	16,616,454.68
20	11	2018-Mar-30	JPY	123,355,537.00	JPY	123,355,537.00	0.976	120,395,004.11
21	11	2018-Mar-30	JPY	40,373,401.00	JPY	40,373,401.00	0.976	39,404,439.38
22	11	2018-May-25	JPY	167,445,915.00	JPY	167,445,915.00	0.995	166,608,685.43
23	11	2018-Jun-29	JPY	19,545,937.00	JPY	19,545,937.00	0.973	19,018,196.70
24	11	2018-Jul-10	JPY	5,760,972.00	JPY	5,760,972.00	0.993	5,720,645.20
<b>Total of 11</b>				<b>1,241,695,263.00</b>				<b>1,181,588,468.40</b>
1	12	2017-Jul-20	JPY	151,721.00	JPY	151,721.00	0.916	138,976.44
2	12	2017-Jul-21	JPY	7,846,005.00	JPY	7,846,005.00	0.915	7,179,094.58
3	12	2017-Aug-18	JPY	26,800,275.00	JPY	26,800,275.00	0.929	24,897,455.48
4	12	2017-Sep-22	JPY	3,057,077,431.00	JPY	3,057,077,431.00	0.919	2,809,454,159.09
5	12	2017-Sep-29	JPY	4,124,710.00	JPY	4,124,710.00	0.928	3,827,730.88



**Financial Comptroller General Office**

**Debt Section**

Anamnagar, Kathmandu, Nepal

**Disbursement Statement**

As on 2075/03/32 (2018-Jul-16)

Fiscal Year: 2074/75 Month: Aashadh

SN	Loan ID	Value Date	Commit. Currency	Disbursement (Commit Curr.)	Disburse. Currency	Disburse. Amount	FX Rate	Equivalent NPR
<b>Donor: Japan</b>								
6	12	2017-Oct-06	JPY	1,922,457.00	JPY	1,922,457.00	0.924	1,776,350.27
7	12	2017-Oct-06	JPY	8,633,335.00	JPY	8,633,335.00	0.924	7,977,201.54
8	12	2017-Oct-20	JPY	8,166,539.00	JPY	8,166,539.00	0.922	7,529,548.96
9	12	2017-Nov-17	JPY	2,446,718.00	JPY	2,446,718.00	0.000	0.00
10	12	2017-Nov-24	JPY	8,751,049.00	JPY	8,751,049.00	0.921	2,253,427.28
11	12	2017-Dec-15	JPY	7,258,833.00	JPY	7,258,833.00	0.000	0.00
12	12	2018-Jan-22	JPY	239,283.00	JPY	239,283.00	0.920	220,140.36
13	12	2018-Jan-26	JPY	1,985,457.00	JPY	1,985,457.00	0.930	1,846,475.01
14	12	2018-Jan-26	JPY	51,677,128.00	JPY	51,677,128.00	0.930	48,059,729.04
15	12	2018-Feb-16	JPY	3,932,393.00	JPY	3,932,393.00	0.962	3,782,962.07
16	12	2018-Feb-16	JPY	32,219,915.00	JPY	32,219,915.00	0.962	30,995,558.23
17	12	2018-Mar-30	JPY	1,541,027,433.00	JPY	1,541,027,433.00	0.976	1,504,042,774.61
18	12	2018-Mar-30	JPY	3,957,241.00	JPY	3,957,241.00	0.976	3,862,267.22
19	12	2018-Mar-30	JPY	7,382,406.00	JPY	7,382,406.00	0.976	7,205,228.26
20	12	2018-May-25	JPY	3,560,363.00	JPY	3,560,363.00	0.995	3,542,561.18
21	12	2018-Jul-06	JPY	2,000,000,000.00	JPY	2,000,000,000.00	0.995	1,990,000,000.00
<b>Total of 12</b>				<b>6,779,160,692.00</b>				<b>6,458,591,640.50</b>
1	10	2017-Jul-20	JPY	1,590.00	JPY	1,590.00	0.916	1,456.44
2	10	2017-Aug-18	JPY	4,644,787.00	JPY	4,644,787.00	0.929	4,315,007.12
3	10	2017-Oct-06	JPY	2,966,096.00	JPY	2,966,096.00	0.924	2,740,672.70
4	10	2017-Oct-06	JPY	21,858,814.00	JPY	21,858,814.00	0.924	20,197,544.14
5	10	2017-Oct-20	JPY	26,003,370.00	JPY	26,003,370.00	0.922	23,975,107.14
6	10	2017-Dec-01	JPY	12,009,313.00	JPY	12,009,313.00	0.916	11,000,530.71
7	10	2018-Jan-22	JPY	7,248.00	JPY	7,248.00	0.920	6,668.16
8	10	2018-Feb-09	JPY	20,039,766.00	JPY	20,039,766.00	0.935	18,737,181.21
9	10	2018-Feb-13	JPY	2,837,317.00	JPY	2,837,317.00	0.944	2,678,427.25
10	10	2018-Mar-30	JPY	3,584,257.00	JPY	3,584,257.00	0.976	3,498,234.83
11	10	2018-Mar-30	JPY	28,797,899.00	JPY	28,797,899.00	0.976	28,106,749.42
12	10	2018-Jun-22	JPY	37,153,131.00	JPY	37,153,131.00	0.981	36,447,221.51

**Financial Comptroller General Office**  
**Debt Section**

Anamnagar, Kathmandu, Nepal

**Disbursement Statement**

As on 2075/03/32 (2018-Jul-16)

Fiscal Year: 2074/75 Month: Aashadh

SN	Loan ID	Value Date	Commit. Currency	Disbursement (Commit Curr.)	Disburse. Currency	Disburse. Amount	FX Rate	Equivalent NPR
<b>Donor: Japan</b>								
<b>Total of 10</b>				<b>159,903,588.00</b>				<b>151,704,800.63</b>
<b>Donor: Korea</b>								
1	2	2018-Jun-15	KRW	139,074,960.00	KRW	139,074,960.00	0.100	13,865,773.51
<b>Total of 2</b>				<b>139,074,960.00</b>				<b>13,865,773.51</b>
<b>Donor: Kuwait</b>								
1	868	2017-Sep-11	KUD	5,708.94	KUD	5,708.94	339.940	1,940,697.06
2	868	2017-Sep-13	KUD	28,888.50	KUD	28,888.50	340.960	9,849,822.96
3	868	2017-Sep-17	KUD	1,787.29	KUD	1,787.29	341.210	609,841.22
<b>Total of 868</b>				<b>36,384.73</b>				<b>12,400,361.24</b>
1	918	2017-Nov-02	KUD	17,107.65	KUD	17,107.65	340.440	5,824,128.37
2	918	2018-Mar-16	KUD	1,086.99	KUD	1,086.99	345.550	375,609.39
3	918	2018-Apr-05	KUD	134,942.33	KUD	134,942.31	346.520	46,760,209.26
4	918	2018-May-04	KUD	3,095.14	KUD	3,095.14	352.870	1,092,182.05
5	918	2018-May-07	KUD	56,277.95	KUD	56,277.95	354.020	19,923,519.86
<b>Total of 918</b>				<b>212,510.06</b>				<b>73,975,648.93</b>
<b>Donor: Saudi</b>								
1	634	2017-Dec-12	SAR	17,003.18	SAR	17,003.18	27.380	465,547.07
<b>Total of 634</b>				<b>17,003.18</b>				<b>465,547.07</b>
<b>Total of Bilateral</b>								<b>32,673,248,997.48</b>
<b>Grand Total</b>								<b>88,457,732,596.49</b>

**Financial Comptroller General Office**  
**Debt Section**

**Anamnagar, Kathmandu, Nepal**

**Cumulative disbursements of external debt**

As on 2075/03/32 (2018-Jul-16)

Fiscal Year: 2074/75 Month: Aashadh

SN	Loan ID	Commitment Currency	Opening Stock of Disbursements	Disbursement This Year	Disbursement upto This year
<b>Donor: EEC</b>					
1	9	GBP	446,500.00		446,500.00
2	23	GBP	604,000.00		604,000.00
3	26	GBP	452,700.00		452,700.00
<b>Total of GBP</b>			<b>1,503,200.00</b>		<b>1,503,200.00</b>
1	9	EUR	1,601,092.39		1,601,092.39
2	23	EUR	2,166,398.61		2,166,398.61
3	26	EUR	1,623,881.42		1,623,881.42
<b>Total of EUR</b>			<b>5,391,372.42</b>		<b>5,391,372.42</b>
1	9	DKK	454,000.00		454,000.00
2	23	DKK	614,000.00		614,000.00
3	26	DKK	460,000.00		460,000.00
<b>Total of DKK</b>			<b>1,528,000.00</b>		<b>1,528,000.00</b>
<b>Donor: EIB</b>					
1	84065	USD	844,685.30	2,470,000.00	3,314,685.30
<b>Total of USD</b>			<b>844,685.30</b>	<b>2,470,000.00</b>	<b>3,314,685.30</b>
<b>Donor: IDA</b>					
1	166	USD	1,775,287.81		1,775,287.81
2	223	USD	2,169,084.29		2,169,084.29
3	291	USD	3,197,914.20		3,197,914.20
4	373	USD	5,958,912.31		5,958,912.31
5	397	USD	5,500,000.00		5,500,000.00
6	470	USD	7,800,000.00		7,800,000.00
7	470.1	USD	2,886,504.36		2,886,504.36
8	505	USD	2,928,282.07		2,928,282.07
9	600	USD	26,000,000.00		26,000,000.00
10	600.1	USD	14,798,067.14		14,798,067.14
11	617	USD	8,000,000.00		8,000,000.00
12	654	USD	9,000,000.00		9,000,000.00
13	659	USD	2,985,904.57		2,985,904.57

**Financial Comptroller General Office**  
**Debt Section**  
**Anamnagar, Kathmandu, Nepal**  
**Cumulative disbursements of external debt**

As on 2075/03/32 (2018-Jul-16)

Fiscal Year: 2074/75 Month: Aashadh

SN	Loan ID	Commitment Currency	Opening Stock of Disbursements	Disbursement This Year	Disbursement upto This year
<b>Donor: IDA</b>					
14	704	USD	7,304,138.21		7,304,138.21
15	705	USD	3,326,594.56		3,326,594.56
16	730	USD	17,000,000.00		17,000,000.00
17	772	USD	4,686,034.28		4,686,034.28
18	799	USD	14,500,000.00		14,500,000.00
19	812	USD	29,993,295.90		29,993,295.90
20	856	USD	14,000,000.00		14,000,000.00
21	939	USD	6,366,531.65		6,366,531.65
22	1008	USD	17,000,000.00		17,000,000.00
23	1055	USD	15,972,957.02		15,972,957.02
24	1059	USD	26,956,031.18		26,956,031.18
25	TF 13557	USD			0.00
<b>Total of USD</b>			<b>250,105,539.55</b>		<b>250,105,539.55</b>
1	1062	SDR	3,375,733.87		3,375,733.87
2	1093	SDR	2,777,918.89		2,777,918.89
3	1100	SDR	11,280,103.69		11,280,103.69
4	1101	SDR	4,419,961.17		4,419,961.17
5	1191	SDR	5,700,000.00		5,700,000.00
6	1198	SDR	9,934,963.21		9,934,963.21
7	1260	SDR	5,875,637.04		5,875,637.04
8	1316	SDR	15,100,000.00		15,100,000.00
9	1339	SDR	4,124,592.39		4,124,592.39
10	1379	SDR	5,333,093.71		5,333,093.71
11	1400	SDR	3,394,134.05		3,394,134.05
12	1452	SDR	10,148,368.30		10,148,368.30
13	1463	SDR	6,687,850.82		6,687,850.82
14	1478	SDR	75,311,093.44		75,311,093.44
15	1515	SDR	41,237,415.31		41,237,415.31
16	1534	SDR	7,909,129.27		7,909,129.27

**Financial Comptroller General Office**  
**Debt Section**  
**Anamnagar, Kathmandu, Nepal**  
**Cumulative disbursements of external debt**

As on 2075/03/32 (2018-Jul-16)

Fiscal Year: 2074/75 Month: Aashadh

SN	Loan ID	Commitment Currency	Opening Stock of Disbursements	Disbursement This Year	Disbursement upto This year
<b>Donor: IDA</b>					
17	1535	SDR	6,940,695.17		6,940,695.17
18	1570	SDR	5,963,729.03		5,963,729.03
19	1588	SDR	19,460,484.19		19,460,484.19
20	1696	SDR	4,471,536.98		4,471,536.98
21	1715	SDR	12,497,770.85		12,497,770.85
22	1727	SDR	4,019,950.52		4,019,950.52
23	1769	SDR	40,900,000.00		40,900,000.00
24	1814	SDR	28,351,768.73		28,351,768.73
25	1902	SDR	10,478,183.03		10,478,183.03
26	1922	SDR	8,790,715.43		8,790,715.43
27	1924	SDR	29,900,000.00		29,900,000.00
28	1988	SDR	15,886,241.31		15,886,241.31
29	2028	SDR	6,489,656.11		6,489,656.11
30	2044	SDR	8,783,424.77		8,783,424.77
31	2046	SDR	46,200,000.00		46,200,000.00
32	2047	SDR	16,077,550.15		16,077,550.15
33	2144	SDR	36,537,780.00		36,537,780.00
34	2239	SDR	10,800,188.37		10,800,188.37
35	2347	SDR	39,909,303.52		39,909,303.52
36	2357	SDR	21,221,230.53		21,221,230.53
37	2364	SDR	32,708,369.52		32,708,369.52
38	2430	SDR	16,177,211.76		16,177,211.76
39	2560	SDR	12,724,420.91		12,724,420.91
40	2578	SDR	35,016,825.92		35,016,825.92
41	2600	SDR	17,786,061.29		17,786,061.29
42	2912	SDR	11,552,537.70		11,552,537.70
43	2977	SDR	13,387,687.55		13,387,687.55
44	3008	SDR	13,858,634.04		13,858,634.04
45	3009	SDR	51,566,191.57		51,566,191.57

**Financial Comptroller General Office**  
**Debt Section**  
**Anamnagar, Kathmandu, Nepal**  
**Cumulative disbursements of external debt**

As on 2075/03/32 (2018-Jul-16)

Fiscal Year: 2074/75 Month: Aashadh

SN	Loan ID	Commitment Currency	Opening Stock of Disbursements	Disbursement This Year	Disbursement upto This year
<b>Donor: IDA</b>					
46	3185	SDR	9,000,000.00		9,000,000.00
47	3215	SDR	3,572,571.64		3,572,571.64
48	3293	SDR	38,015,307.75		38,015,307.75
49	3581	SDR	12,298,192.10		12,298,192.10
50	3727	SDR	6,570,254.14		6,570,254.14
51	3766	SDR	23,764,183.19		23,764,183.19
52	3808	SDR	3,598,394.39		3,598,394.39
53	3830	SDR	51,000,000.00		51,000,000.00
54	3864	SDR	38,440,970.03		38,440,970.03
55	3911	SDR	17,000,000.00		17,000,000.00
56	3956	SDR	34,500,000.00		34,500,000.00
57	3980	SDR	6,900,000.00		6,900,000.00
58	4510	SDR	702,163.57		702,163.57
59	4515	SDR	8,747,704.00		8,747,704.00
60	4603	SDR	7,129,365.66	-21,682.72	7,107,682.94
61	4637	SDR	26,827,916.33		26,827,916.33
62	4664	SDR	13,615,875.05		13,615,875.05
63	4652	SDR	46,066,441.74		46,066,441.74
64	4707	SDR	44,338,771.87		44,338,771.87
65	4750	SDR	10,525,758.81		10,525,758.81
66	4832	SDR	26,600,000.00		26,600,000.00
67	4902	SDR	30,235,042.64	2,330,401.43	32,565,444.07
68	4932	SDR	7,441,584.76		7,441,584.76
69	5138	SDR	38,700,000.00		38,700,000.00
70	5282	SDR	19,900,000.00		19,900,000.00
71	4905	SDR	3,046,983.97	-85,625.82	2,961,358.15
72	5263	SDR	16,223,779.51		16,223,779.51
73	5273	SDR	14,728,340.23	9,814,210.07	24,542,550.30
74	4924	SDR	14,837,643.20	104,681.05	14,942,324.25

**Financial Comptroller General Office**  
**Debt Section**

**Anamnagar, Kathmandu, Nepal**

**Cumulative disbursements of external debt**

As on 2075/03/32 (2018-Jul-16)

Fiscal Year: 2074/75 Month: Aashadh

SN	Loan ID	Commitment Currency	Opening Stock of Disbursements	Disbursement This Year	Disbursement upto This year
<b>Donor: IDA</b>					
75	5246	SDR	3,284,633.07	134,964.55	3,419,597.62
76	4981	SDR	14,154,789.24	313,010.88	14,467,800.12
77	5446	SDR	11,620,818.41	8,015,896.26	19,636,714.67
78	5002	SDR	7,861,832.98	-503,569.14	7,358,263.84
79	5137	SDR	8,370,502.68	2,935,313.21	11,305,815.89
80	5250	SDR	30,122,207.42		30,122,207.42
81	5344	SDR	12,774,583.10	5,133,901.28	17,908,484.38
82	5586	SDR	11,664,872.50	11,190,445.97	22,855,318.47
83	5701	SDR	72,000,000.00		72,000,000.00
84	5566	SDR	5,826,573.05	516,109.51	6,342,682.56
85	5706	SDR	90,782,256.36	51,391,105.78	142,173,362.14
86	5728	SDR	219,498.81	1,169,494.09	1,388,992.90
87	58750	SDR	70,600,000.00		70,600,000.00
88	5338	SDR	1,837,599.45	3,126,927.84	4,964,527.29
89	5865	SDR		17,298,713.83	17,298,713.83
90	5180	SDR		11,742,003.84	11,742,003.84
91	5913	SDR		17,915,780.78	17,915,780.78
92	5912	SDR		3,554,746.65	3,554,746.65
93	6142	SDR		253,994.28	253,994.28
94	6149	SDR		1,457,296.87	1,457,296.87
95	6195	SDR		137,300,000.00	137,300,000.00
96	5971	SDR		21,283,041.71	21,283,041.71
97	6164	SDR		49,428,003.21	49,428,003.21
<b>Total of SDR</b>			<b>1,706,515,555.76</b>	<b>355,799,165.41</b>	<b>2,062,314,721.17</b>
<b>Donor: IFAD</b>					
1	10	USD	11,538,261.74		11,538,261.74
<b>Total of USD</b>			<b>11,538,261.74</b>		<b>11,538,261.74</b>
1	57	SDR	9,800,000.00		9,800,000.00
2	82	SDR	6,083,965.37		6,083,965.37

**Financial Comptroller General Office**  
**Debt Section**  
**Anamnagar, Kathmandu, Nepal**  
**Cumulative disbursements of external debt**

As on 2075/03/32 (2018-Jul-16)

Fiscal Year: 2074/75 Month: Aashadh

SN	Loan ID	Commitment Currency	Opening Stock of Disbursements	Disbursement This Year	Disbursement upto This year
<b>Donor: IFAD</b>					
3	166	SDR	15,114,644.03		15,114,644.03
4	191	SDR	621,247.52		621,247.52
5	208	SDR	4,750,000.00		4,750,000.00
6	250	SDR	3,834,766.43		3,834,766.43
7	352	SDR	3,220,700.74		3,220,700.74
8	452	SDR	6,386,567.86		6,386,567.86
9	576	SDR	14,871,599.08		14,871,599.08
10	646A	SDR	644,241.46		644,241.46
11	646	SDR	7,150,000.00		7,150,000.00
12	796	SDR	3,500,049.58	1,057,127.78	4,557,177.36
13	881	SDR	4,064,688.23	1,936,700.28	6,001,388.51
14	200000070100	SDR	1,119,586.80	314,758.88	1,434,345.68
<b>Total of SDR</b>			<b>81,162,057.10</b>	<b>3,308,586.94</b>	<b>84,470,644.04</b>
<b>Donor: NDF</b>					
1	37	EUR	5,084,326.43		5,084,326.43
2	76	EUR	5,751,247.55		5,751,247.55
3	129	EUR	5,351,543.79		5,351,543.79
4	223	EUR	1,688,650.59		1,688,650.59
5	265	EUR	7,461,360.00		7,461,360.00
<b>Total of EUR</b>			<b>25,337,128.36</b>		<b>25,337,128.36</b>
<b>Donor: OFID</b>					
1	698	USD	9,575,604.33		9,575,604.33
2	825	USD	6,073,781.35		6,073,781.35
3	838	USD	13,700,000.00		13,700,000.00
4	1060	USD	5,433,534.41		5,433,534.41
5	1155	USD	8,872,936.87		8,872,936.87
6	1185	USD	9,056,676.81		9,056,676.81
7	1346	USD	3,828,889.17	660,856.49	4,489,745.66
8	1364	USD	10,148,193.35	2,625,671.36	12,773,864.71



**Financial Comptroller General Office**  
**Debt Section**  
**Anamnagar, Kathmandu, Nepal**  
**Cumulative disbursements of external debt**

As on 2075/03/32 (2018-Jul-16)

Fiscal Year: 2074/75 Month: Aashadh

SN	Loan ID	Commitment Currency	Opening Stock of Disbursements	Disbursement This Year	Disbursement upto This year
<b>Donor: OFID</b>					
9	1442	USD	15,985,766.33	2,733,711.45	18,719,477.78
10	1627	USD		3,028,235.44	3,028,235.44
11	1674	USD		4,590,931.86	4,590,931.86
<b>Total of USD</b>			<b>82,675,382.62</b>	<b>13,639,406.60</b>	<b>96,314,789.22</b>
<b>Donor: ADB</b>					
1	182	SDR	1,278,346.83		1,278,346.83
2	232	SDR	79,811.70		79,811.70
3	233	SDR	2,713,036.65		2,713,036.65
4	249	SDR	418,019.63		418,019.63
5	250	SDR	780,749.32		780,749.32
6	274	SDR	1,190,461.27		1,190,461.27
7	284	SDR	15,990,350.79		15,990,350.79
8	295	SDR	1,537,521.75		1,537,521.75
9	309	SDR	1,086,127.52		1,086,127.52
10	310	SDR	2,051,939.57		2,051,939.57
11	315	SDR	2,278,918.88		2,278,918.88
12	334	SDR	781,391.31		781,391.31
13	387	SDR	7,543,485.99		7,543,485.99
14	388	SDR	4,037,364.56		4,037,364.56
15	445	SDR	5,625,786.96		5,625,786.96
16	447	SDR	6,727,473.98		6,727,473.98
17	462	SDR	5,218,038.62		5,218,038.62
18	489	SDR	9,683,663.68		9,683,663.68
19	490	SDR	4,949,315.21		4,949,315.21
20	512	SDR	3,968,942.01		3,968,942.01
21	533	SDR	5,334,713.18		5,334,713.18
22	560	SDR	8,291,594.10		8,291,594.10
23	596	SDR	4,247,623.55		4,247,623.55
24	599	SDR	2,522,395.36		2,522,395.36

**Financial Comptroller General Office**  
**Debt Section**  
**Anamnagar, Kathmandu, Nepal**  
**Cumulative disbursements of external debt**

As on 2075/03/32 (2018-Jul-16)

Fiscal Year: 2074/75 Month: Aashadh

SN	Loan ID	Commitment Currency	Opening Stock of Disbursements	Disbursement This Year	Disbursement upto This year
<b>Donor: ADB</b>					
25	633	SDR	2,553,056.20		2,553,056.20
26	651	SDR	17,385,905.57		17,385,905.57
27	655	SDR	9,687,712.57		9,687,712.57
28	659	SDR	3,148,241.72		3,148,241.72
29	669	SDR	14,646,528.18		14,646,528.18
30	670	SDR	16,953,605.19		16,953,605.19
31	694	SDR	4,445,690.96		4,445,690.96
32	708	SDR	27,231,678.43		27,231,678.43
33	719	SDR	7,772,170.25		7,772,170.25
34	721	SDR	6,469,962.44		6,469,962.44
35	744	SDR	3,687,307.38		3,687,307.38
36	745	SDR	5,173,909.71		5,173,909.71
37	748	SDR	11,192,566.64		11,192,566.64
38	749	SDR	5,870,299.22		5,870,299.22
39	783	SDR	8,784,655.42		8,784,655.42
40	792	SDR	3,605,530.22		3,605,530.22
41	806	SDR	22,773,656.41		22,773,656.41
42	831	SDR	20,847,736.16		20,847,736.16
43	859	SDR	1,780,769.57		1,780,769.57
44	867	SDR	7,166,255.21		7,166,255.21
45	923	SDR	18,318,894.21		18,318,894.21
46	924	SDR	44,256,287.81		44,256,287.81
47	936	SDR	3,126,877.42		3,126,877.42
48	949	SDR	9,264,739.29		9,264,739.29
49	964	SDR	3,892,478.50		3,892,478.50
50	974	SDR	9,137,775.25		9,137,775.25
51	982	SDR	39,273,495.87		39,273,495.87
52	987	SDR	7,607,758.66		7,607,758.66
53	1006	SDR	1,976,994.84		1,976,994.84

**Financial Comptroller General Office**  
**Debt Section**  
**Anamnagar, Kathmandu, Nepal**  
**Cumulative disbursements of external debt**

As on 2075/03/32 (2018-Jul-16)

Fiscal Year: 2074/75 Month: Aashadh

SN	Loan ID	Commitment Currency	Opening Stock of Disbursements	Disbursement This Year	Disbursement upto This year
<b>Donor: ADB</b>					
54	1011	SDR	40,209,430.21		40,209,430.21
55	1037	SDR	22,601,242.68		22,601,242.68
56	1040	SDR	17,436,055.04		17,436,055.04
57	1112	SDR	23,490,658.82		23,490,658.82
58	1113	SDR	12,981,030.97		12,981,030.97
59	1114	SDR	8,806,092.12		8,806,092.12
60	1141	SDR	11,209,749.08		11,209,749.08
61	1156	SDR	5,787,270.96		5,787,270.96
62	1165	SDR	15,109,989.59		15,109,989.59
63	1196	SDR	4,980,173.02		4,980,173.02
64	1229	SDR	16,497,650.34		16,497,650.34
65	1237	SDR	2,890,232.38		2,890,232.38
66	1240	SDR	5,703,602.17		5,703,602.17
67	1311	SDR	6,471,854.66		6,471,854.66
68	1377	SDR	27,562,925.23		27,562,925.23
69	1437	SDR	17,669,582.48		17,669,582.48
70	1450	SDR	8,341,471.41		8,341,471.41
71	1451	SDR	8,968,965.21		8,968,965.21
72	1452	SDR	112,333,137.87		112,333,137.87
73	1461	SDR	9,282,832.57		9,282,832.57
74	1464	SDR	15,319,129.76		15,319,129.76
75	1512	SDR	16,777,802.98		16,777,802.98
76	1604	SDR	39,459,403.73		39,459,403.73
77	1609	SDR	7,224,029.33		7,224,029.33
78	1640	SDR	3,539,751.75		3,539,751.75
79	1650	SDR	12,609,492.23		12,609,492.23
80	1732	SDR	25,702,117.77		25,702,117.77
81	1755	SDR	21,318,255.05		21,318,255.05
82	1778	SDR	7,336,202.29		7,336,202.29

**Financial Comptroller General Office**  
**Debt Section**  
**Anamnagar, Kathmandu, Nepal**  
**Cumulative disbursements of external debt**

As on 2075/03/32 (2018-Jul-16)

Fiscal Year: 2074/75 Month: Aashadh

SN	Loan ID	Commitment Currency	Opening Stock of Disbursements	Disbursement This Year	Disbursement upto This year
<b>Donor: ADB</b>					
83	1811	SDR	1,882,740.84		1,882,740.84
84	1820	SDR	81,818,652.33	5,098,227.69	86,916,880.02
85	1840	SDR	10,380,734.03		10,380,734.03
86	1861	SDR	15,134,926.42		15,134,926.42
87	1876	SDR	30,474,299.45		30,474,299.45
88	1917	SDR	21,310,416.39		21,310,416.39
89	1966	SDR	16,602,423.32		16,602,423.32
90	2002	SDR	13,963,700.93		13,963,700.93
91	2008	SDR	15,658,022.77		15,658,022.77
92	2058	SDR	3,505,522.12		3,505,522.12
93	2059	SDR	2,161,119.53		2,161,119.53
94	2071	SDR	13,223,065.37		13,223,065.37
95	2092	SDR	25,458,359.34		25,458,359.34
96	2097	SDR	11,391,684.85		11,391,684.85
97	2102	SDR	10,484,541.58		10,484,541.58
98	2111	SDR	10,671,445.28		10,671,445.28
99	2143	SDR	4,850,208.77		4,850,208.77
100	2268	SDR	37,906,000.00		37,906,000.00
101	2277	SDR	20,432,000.00		20,432,000.00
102	2551	SDR	16,092,000.00		16,092,000.00
103	2581	SDR	17,203,636.02	784,132.60	17,987,768.62
104	2587	SDR	32,316,627.91	307,210.25	32,623,838.16
105	2641	SDR	39,290,000.00		39,290,000.00
106	2650	SDR	24,739,200.84	4,891,574.49	29,630,775.33
107	2656	SDR	2,636,980.00	298,099.38	2,935,079.38
108	2685	SDR	8,778,912.24	54,412.54	8,833,324.78
109	2776	SDR	34,612,750.92	6,241,046.92	40,853,797.84
110	2796	SDR	9,239,045.19	920,727.17	10,159,772.36
111	2808	SDR	12,977,346.90	2,407,748.88	15,385,095.78

**Financial Comptroller General Office**  
**Debt Section**  
**Anamnagar, Kathmandu, Nepal**  
**Cumulative disbursements of external debt**

As on 2075/03/32 (2018-Jul-16)

Fiscal Year: 2074/75 Month: Aashadh

SN	Loan ID	Commitment Currency	Opening Stock of Disbursements	Disbursement This Year	Disbursement upto This year
<b>Donor: ADB</b>					
112	3012	SDR	20,473,896.89	5,038,549.33	25,512,446.22
113	3057	SDR	5,310,414.48	2,834,079.87	8,144,494.35
114	3000	SDR	10,832,775.04	4,229,262.41	15,062,037.45
115	3124	SDR	8,156,531.44	3,070,440.32	11,226,971.76
116	2579	SDR	3,648,444.43	667,247.18	4,315,691.61
117	2851	SDR	14,474,886.72	3,233,960.13	17,708,846.85
118	3157	SDR	14,664,363.66	7,120,393.23	21,784,756.89
119	3260	SDR	23,811,766.14	29,092,203.11	52,903,969.25
120	2990	SDR	2,191,118.47	7,426,355.51	9,617,473.98
121	3139	SDR	19,750,683.44	23,137,169.49	42,887,852.93
122	3255	SDR	17,853,094.54	9,069,458.14	26,922,552.68
123	3110	SDR	3,423,168.42	5,644,158.45	9,067,326.87
124	3452	SDR	11,078,941.15	14,074,034.58	25,152,975.73
125	3478	SDR	8,690,110.65	1,850,738.55	10,540,849.20
126	3546	SDR		7,141,581.86	7,141,581.86
127	3542	SDR		3,170,132.67	3,170,132.67
128	3566	SDR		15,596,917.13	15,596,917.13
129	3620	SDR		5,760,786.86	5,760,786.86
<b>Total of SDR</b>			<b>1,673,546,302.23</b>	<b>169,160,648.74</b>	<b>1,842,706,950.97</b>
<b>Donor: Austria</b>					
1	1	EUR	4,279,799.14		4,279,799.14
<b>Total of EUR</b>			<b>4,279,799.14</b>		<b>4,279,799.14</b>
<b>Donor: Belgium</b>					
1	1985	EUR	2,478,935.25		2,478,935.25
2	1986	EUR	3,718,402.87		3,718,402.87
3	1994	EUR	2,478,935.25		2,478,935.25
4	1999	EUR	2,124,244.00		2,124,244.00
5	2000	EUR	2,454,146.00		2,454,146.00
6	2001	EUR	2,478,940.00		2,478,940.00

**Financial Comptroller General Office**  
**Debt Section**  
**Anamnagar, Kathmandu, Nepal**  
**Cumulative disbursements of external debt**

As on 2075/03/32 (2018-Jul-16)

Fiscal Year: 2074/75 Month: Aashadh

SN	Loan ID	Commitment Currency	Opening Stock of Disbursements	Disbursement This Year	Disbursement upto This year
<b>Donor: Belgium</b>					
7	2003	EUR	1,430,420.98		1,430,420.98
<b>Total of EUR</b>			<b>17,164,024.35</b>		<b>17,164,024.35</b>
<b>Donor: China</b>					
1	359	RMB	369,924,039.54	59,824,091.68	429,748,131.22
2	383	RMB	34,925,898.62	8,951,559.89	43,877,458.51
3	494	RMB	131,277,510.00	65,638,755.00	196,916,265.00
4	574	RMB		146,600,148.26	146,600,148.26
<b>Total of RMB</b>			<b>536,127,448.16</b>	<b>281,014,554.83</b>	<b>817,142,002.99</b>
<b>Donor: France</b>					
1	298	EUR	109,009.88		109,009.88
2	375	EUR	2,620,558.05		2,620,558.05
3	447	EUR	21,023,366.29		21,023,366.29
4	502	EUR	5,614,502.00		5,614,502.00
5	503	EUR	5,945,509.94		5,945,509.94
6	545	EUR	11,214,961.45		11,214,961.45
7	897	EUR	1,981,837.22		1,981,837.22
<b>Total of EUR</b>			<b>48,509,744.83</b>		<b>48,509,744.83</b>
<b>Donor: India</b>					
1	00001984	USD	65,974,297.15	979,523.18	66,953,820.33
2	00000903	USD	33,746,482.14	19,324,910.00	53,071,392.14
<b>Total of USD</b>			<b>99,720,779.29</b>	<b>20,304,433.18</b>	<b>120,025,212.47</b>
<b>Donor: Japan</b>					
1	4	JPY	18,738,132,382.00		18,738,132,382.00
2	5	JPY	2,630,083,628.00		2,630,083,628.00
3	6	JPY	2,465,568,827.00		2,465,568,827.00
4	7	JPY	13,542,125,504.00		13,542,125,504.00
5	8	JPY	2,786,609,046.00	157,940,979.00	2,944,550,025.00
6	8A	JPY	743,588,945.00	60,473,240.00	804,062,185.00
7	11	JPY	965,722,417.00	1,241,695,263.00	2,207,417,680.00

**Financial Comptroller General Office**  
**Debt Section**  
**Anamnagar, Kathmandu, Nepal**  
**Cumulative disbursements of external debt**

As on 2075/03/32 (2018-Jul-16)

Fiscal Year: 2074/75 Month: Aashadh

SN	Loan ID	Commitment Currency	Opening Stock of Disbursements	Disbursement This Year	Disbursement upto This year
<b>Donor: Japan</b>					
8	12	JPY	3,253,424,015.00	6,779,160,692.00	10,032,584,707.00
9	10	JPY	125,685,005.00	159,903,588.00	285,588,593.00
<b>Total of JPY</b>			<b>45,250,939,769.00</b>	<b>8,399,173,762.00</b>	<b>53,650,113,531.00</b>
<b>Donor: Korea</b>					
1	1	KRW	12,399,024,240.00		12,399,024,240.00
2	2	KRW	56,385,479,740.00	139,074,960.00	56,524,554,700.00
<b>Total of KRW</b>			<b>68,784,503,980.00</b>	<b>139,074,960.00</b>	<b>68,923,578,940.00</b>
<b>Donor: Kuwait</b>					
1	552	KUD	1,498,080.36		1,498,080.36
2	868	KUD	144,221.67	36,384.73	180,606.40
3	918	KUD		212,510.06	212,510.06
<b>Total of KUD</b>			<b>1,642,302.03</b>	<b>248,894.79</b>	<b>1,891,196.82</b>
<b>Donor: Russia</b>					
1	1	USD	3,486,740.20		3,486,740.20
<b>Total of USD</b>			<b>3,486,740.20</b>		<b>3,486,740.20</b>
<b>Donor: Saudi</b>					
1	465	SAR	47,355,125.52		47,355,125.52
2	614	SAR	879,930.94		879,930.94
3	634	SAR	1,907,388.72	17,003.18	1,924,391.90
<b>Total of SAR</b>			<b>50,142,445.18</b>	<b>17,003.18</b>	<b>50,159,448.36</b>

**Financial Comptroller General Office**  
**Debt Section**

**Anamnagar, Kathmandu, Nepal**

**Cumulative payment of external debt**

As on 2075/03/32 (2018-Jul-16)

Fiscal Year: 2074/75 Month: Aashadh

SN	Loan ID	Commitment Currency	Opening Stock of payment	Payment This Year	Total payment upto this year
<b>Donor: EEC</b>					
1	9	GBP	285,760.00	14,528.35	300,288.35
2	23	GBP	386,560.00	19,597.95	406,157.95
3	26	GBP	289,728.00	14,731.92	304,459.92
<b>Total of GBP</b>			<b>962,048.00</b>	<b>48,858.22</b>	<b>1,010,906.22</b>
1	9	EUR	1,025,687.47	52,007.53	1,077,695.00
2	23	EUR	1,387,844.54	70,162.82	1,458,007.36
3	26	EUR	1,040,291.93	52,744.43	1,093,036.36
<b>Total of EUR</b>			<b>3,453,823.94</b>	<b>174,914.78</b>	<b>3,628,738.72</b>
1	9	DKK	290,560.00	14,772.56	305,332.56
2	23	DKK	392,960.00	19,925.19	412,885.19
3	26	DKK	294,400.00	14,974.99	309,374.99
<b>Total of DKK</b>			<b>977,920.00</b>	<b>49,672.74</b>	<b>1,027,592.74</b>
<b>Donor: EIB</b>					
1	84065	USD		0.00	0.00
<b>Total of USD</b>				<b>0.00</b>	<b>0.00</b>
<b>Donor: IDA</b>					
1	166	USD	1,668,392.69	53,447.56	1,721,840.25
2	223	USD	1,941,330.18	65,072.52	2,006,402.70
3	291	USD	2,718,227.10	95,937.42	2,814,164.52
4	373	USD	4,975,620.00	268,140.00	5,243,760.00
5	397	USD	4,510,000.00	165,000.00	4,675,000.00
6	470	USD	6,279,000.00	234,000.00	6,513,000.00
7	470.1	USD	2,325,784.00	86,256.00	2,412,040.00
8	505	USD	2,314,000.00	88,000.00	2,402,000.00
9	600	USD	19,370,000.00	780,000.00	20,150,000.00
10	600.1	USD	11,024,067.14	444,000.00	11,468,067.14
11	617	USD	5,960,000.00	240,000.00	6,200,000.00
12	654	USD	6,570,000.00	270,000.00	6,840,000.00
13	659	USD	2,179,676.00	89,576.00	2,269,252.00



**Financial Comptroller General Office  
Debt Section**

**Anamnagar, Kathmandu, Nepal**

**Cumulative payment of external debt**

As on 2075/03/32 (2018-Jul-16)

Fiscal Year: 2074/75 Month: Aashadh

SN	Loan ID	Commitment Currency	Opening Stock of payment	Payment This Year	Total payment upto this year
<b>Donor: IDA</b>					
14	704	USD	5,112,880.00	219,124.00	5,332,004.00
15	705	USD	2,328,560.00	99,796.00	2,428,356.00
16	730	USD	11,900,000.00	510,000.00	12,410,000.00
17	772	USD	3,209,910.00	140,580.00	3,350,490.00
18	799	USD	9,715,000.00	435,000.00	10,150,000.00
19	812	USD	20,093,295.90	1,350,000.00	21,443,295.90
20	856	USD	9,380,000.00	420,000.00	9,800,000.00
21	939	USD	4,074,532.00	190,994.00	4,265,526.00
22	1008	USD	10,625,000.00	510,000.00	11,135,000.00
23	1055	USD	9,743,476.00	479,188.00	10,222,664.00
24	1059	USD	16,443,160.00	808,680.00	17,251,840.00
25	TF 13557	USD		0.00	0.00
<b>Total of USD</b>			<b>174,461,911.01</b>	<b>8,042,791.50</b>	<b>182,504,702.51</b>
1	1062	SDR	2,059,184.00	101,272.00	2,160,456.00
2	1093	SDR	1,652,824.00	83,336.00	1,736,160.00
3	1100	SDR	6,711,633.00	338,402.00	7,050,035.00
4	1101	SDR	2,629,847.00	132,598.00	2,762,445.00
5	1191	SDR	3,220,500.00	171,000.00	3,391,500.00
6	1198	SDR	5,624,495.00	297,270.00	5,921,765.00
7	1260	SDR	3,231,530.00	176,266.00	3,407,796.00
8	1316	SDR	8,078,500.00	453,000.00	8,531,500.00
9	1339	SDR	2,206,612.00	123,736.00	2,330,348.00
10	1379	SDR	2,773,188.00	159,992.00	2,933,180.00
11	1400	SDR	1,764,936.00	101,824.00	1,866,760.00
12	1452	SDR	5,124,895.00	304,450.00	5,429,345.00
13	1463	SDR	3,377,339.00	200,634.00	3,577,973.00
14	1478	SDR	36,973,060.00	2,255,172.00	39,228,232.00
15	1515	SDR	20,233,211.00	1,235,540.00	21,468,751.00
16	1534	SDR	3,759,945.00	237,094.00	3,997,039.00

**Financial Comptroller General Office  
Debt Section**

**Anamnagar, Kathmandu, Nepal**

**Cumulative payment of external debt**

As on 2075/03/32 (2018-Jul-16)

Fiscal Year: 2074/75 Month: Aashadh

SN	Loan ID	Commitment Currency	Opening Stock of payment	Payment This Year	Total payment upto this year
<b>Donor: IDA</b>					
17	1535	SDR	3,296,810.00	208,220.00	3,505,030.00
18	1570	SDR	2,744,818.00	178,822.00	2,923,640.00
19	1588	SDR	9,243,715.00	583,814.00	9,827,529.00
20	1696	SDR	1,922,704.00	134,144.00	2,056,848.00
21	1715	SDR	5,373,970.00	374,930.00	5,748,900.00
22	1727	SDR	1,728,558.00	120,598.00	1,849,156.00
23	1769	SDR	16,973,500.00	1,227,000.00	18,200,500.00
24	1814	SDR	11,340,640.00	850,550.00	12,191,190.00
25	1902	SDR	6,077,317.00	419,126.00	6,496,443.00
26	1922	SDR	4,922,792.00	527,442.00	5,450,234.00
27	1924	SDR	16,744,000.00	1,794,000.00	18,538,000.00
28	1988	SDR	8,578,548.00	635,448.00	9,213,996.00
29	2028	SDR	3,378,780.00	259,232.00	3,638,012.00
30	2044	SDR	4,567,696.00	351,308.00	4,919,004.00
31	2046	SDR	24,024,000.00	1,848,000.00	25,872,000.00
32	2047	SDR	8,360,300.00	643,100.00	9,003,400.00
33	2144	SDR	17,538,110.00	1,461,510.00	18,999,620.00
34	2239	SDR	4,752,056.00	432,006.00	5,184,062.00
35	2347	SDR	16,761,906.00	1,596,372.00	18,358,278.00
36	2357	SDR	8,488,480.00	848,848.00	9,337,328.00
37	2364	SDR	13,083,330.00	1,962,501.00	15,045,831.00
38	2430	SDR	6,147,307.00	647,086.00	6,794,393.00
39	2560	SDR	4,326,249.00	508,974.00	4,835,223.00
40	2578	SDR	11,905,712.00	1,400,672.00	13,306,384.00
41	2600	SDR	5,691,526.00	711,442.00	6,402,968.00
42	2912	SDR	2,772,578.00	462,098.00	3,234,676.00
43	2977	SDR	2,677,500.00	535,504.00	3,213,004.00
44	3008	SDR	2,635,476.38	692,784.01	3,328,260.39
45	3009	SDR	9,797,542.46	2,578,307.00	12,375,849.46

**Financial Comptroller General Office**  
**Debt Section**

Anamnagar, Kathmandu, Nepal

**Cumulative payment of external debt**

As on 2075/03/32 (2018-Jul-16)

Fiscal Year: 2074/75 Month: Aashadh

SN	Loan ID	Commitment Currency	Opening Stock of payment	Payment This Year	Total payment upto this year
<b>Donor: IDA</b>					
46	3185	SDR	1,440,000.00	180,000.00	1,620,000.00
47	3215	SDR	571,600.00	71,450.00	643,050.00
48	3293	SDR	5,702,295.00	760,306.00	6,462,601.00
49	3581	SDR	1,352,792.65	245,962.30	1,598,754.95
50	3727	SDR	591,322.86	131,405.08	722,727.94
51	3766	SDR	2,029,572.29	472,491.54	2,502,063.83
52	3808	SDR	287,871.52	71,967.88	359,839.40
53	3830	SDR	3,570,000.00	1,530,000.00	5,100,000.00
54	3864	SDR	2,306,458.20	768,819.40	3,075,277.60
55	3911	SDR	1,020,000.00	340,000.00	1,360,000.00
56	3956	SDR	2,070,000.00	690,000.00	2,760,000.00
57	3980	SDR	414,000.00	138,000.00	552,000.00
58	4510	SDR	0.00	0.00	0.00
59	4515	SDR	0.00	0.00	0.00
60	4603	SDR	0.00	0.00	0.00
61	4637	SDR	0.00	0.00	0.00
62	4664	SDR	0.00	0.00	0.00
63	4652	SDR	0.00	0.00	0.00
64	4707	SDR	0.00	0.00	0.00
65	4750	SDR	0.00	0.00	0.00
66	4832	SDR	0.00	0.00	0.00
67	4902	SDR	0.00	0.00	0.00
68	4932	SDR	0.00	0.00	0.00
69	5138	SDR	0.00	0.00	0.00
70	5282	SDR	0.00	0.00	0.00
71	4905	SDR	0.00	0.00	0.00
72	5263	SDR	0.00	0.00	0.00
73	5273	SDR	0.00	0.00	0.00
74	4924	SDR	0.00	0.00	0.00

**Financial Comptroller General Office**  
**Debt Section**

Anamnagar, Kathmandu, Nepal

**Cumulative payment of external debt**

As on 2075/03/32 (2018-Jul-16)

Fiscal Year: 2074/75 Month: Aashadh

SN	Loan ID	Commitment Currency	Opening Stock of payment	Payment This Year	Total payment upto this year
<b>Donor: IDA</b>					
75	5246	SDR	0.00	0.00	0.00
76	4981	SDR	0.00	0.00	0.00
77	5446	SDR	0.00	0.00	0.00
78	5002	SDR	0.00	0.00	0.00
79	5137	SDR	0.00	0.00	0.00
80	5250	SDR	0.00	0.00	0.00
81	5344	SDR	0.00	0.00	0.00
82	5586	SDR	0.00	0.00	0.00
83	5701	SDR	0.00	0.00	0.00
84	5566	SDR	0.00	0.00	0.00
85	5706	SDR	0.00	0.00	0.00
86	5728	SDR		0.00	0.00
87	58750	SDR		0.00	0.00
88	5338	SDR		0.00	0.00
89	5865	SDR		0.00	0.00
90	5180	SDR		0.00	0.00
91	5913	SDR			0.00
92	5912	SDR			0.00
93	6142	SDR			0.00
94	6149	SDR			0.00
95	6195	SDR			0.00
96	5971	SDR			0.00
97	6164	SDR			0.00
<b>Total of SDR</b>			<b>366,633,532.36</b>	<b>35,765,826.21</b>	<b>402,399,358.57</b>
<b>Donor: IFAD</b>					
1	10	USD	8,226,500.00	288,000.00	8,514,500.00
<b>Total of USD</b>			<b>8,226,500.00</b>	<b>288,000.00</b>	<b>8,514,500.00</b>
1	57	SDR	6,492,500.00	245,000.00	6,737,500.00
2	82	SDR	3,878,499.00	152,098.00	4,030,597.00

**Financial Comptroller General Office**  
**Debt Section**

Anamnagar, Kathmandu, Nepal

**Cumulative payment of external debt**

As on 2075/03/32 (2018-Jul-16)

Fiscal Year: 2074/75 Month: Aashadh

SN	Loan ID	Commitment Currency	Opening Stock of payment	Payment This Year	Total payment upto this year
<b>Donor: IFAD</b>					
3	166	SDR	8,501,985.00	377,866.00	8,879,851.00
4	191	SDR	326,130.00	15,530.00	341,660.00
5	208	SDR	2,375,000.00	118,750.00	2,493,750.00
6	250	SDR	1,768,000.00	91,860.00	1,859,860.00
7	352	SDR	1,523,357.00	102,870.00	1,626,227.00
8	452	SDR	2,128,860.00	212,886.00	2,341,746.00
9	576	SDR	2,845,432.00	490,864.00	3,336,296.00
10	646A	SDR	0.00	0.00	0.00
11	646	SDR	595,835.00	238,334.00	834,169.00
12	796	SDR	0.00	0.00	0.00
13	881	SDR	0.00	0.00	0.00
14	200000070100	SDR	0.00	0.00	0.00
<b>Total of SDR</b>			<b>30,435,598.00</b>	<b>2,046,058.00</b>	<b>32,481,656.00</b>
<b>Donor: NDF</b>					
1	37	EUR	2,135,417.05	203,373.06	2,338,790.11
2	76	EUR	2,070,449.19	230,049.90	2,300,499.09
3	129	EUR	1,498,432.28	214,061.74	1,712,494.02
4	223	EUR	337,730.20	67,546.02	405,276.22
5	265	EUR	629,168.16	154,420.34	783,588.50
<b>Total of EUR</b>			<b>6,671,196.88</b>	<b>869,451.06</b>	<b>7,540,647.94</b>
<b>Donor: OFID</b>					
1	698	USD	9,575,604.33		9,575,604.33
2	825	USD	6,049,690.00	24,091.35	6,073,781.35
3	838	USD	10,046,520.00	913,320.00	10,959,840.00
4	1060	USD	2,953,341.72	310,020.00	3,263,361.72
5	1155	USD	3,190,561.60	572,920.00	3,763,481.60
6	1185	USD	2,999,970.00	666,660.00	3,666,630.00
7	1346	USD	696,944.57	131,296.38	828,240.95
8	1364	USD	2,266,640.00	1,133,320.00	3,399,960.00

**Financial Comptroller General Office**  
**Debt Section**

Anamnagar, Kathmandu, Nepal

**Cumulative payment of external debt**

As on 2075/03/32 (2018-Jul-16)

Fiscal Year: 2074/75 Month: Aashadh

SN	Loan ID	Commitment Currency	Opening Stock of payment	Payment This Year	Total payment upto this year
<b>Donor: OFID</b>					
9	1442	USD	666,660.00	1,333,320.00	1,999,980.00
10	1627	USD			0.00
11	1674	USD			0.00
<b>Total of USD</b>			<b>38,445,932.22</b>	<b>5,084,947.73</b>	<b>43,530,879.95</b>
<b>Donor: ADB</b>					
1	182	SDR	1,278,346.83		1,278,346.83
2	232	SDR	79,811.70		79,811.70
3	233	SDR	2,713,036.65		2,713,036.65
4	249	SDR	418,019.63		418,019.63
5	250	SDR	780,749.32		780,749.32
6	274	SDR	1,190,461.27		1,190,461.27
7	284	SDR	15,990,350.79		15,990,350.79
8	295	SDR	1,537,521.75		1,537,521.75
9	309	SDR	1,025,100.00	61,027.52	1,086,127.52
10	310	SDR	1,937,715.82	114,223.75	2,051,939.57
11	315	SDR	2,152,200.00	126,718.88	2,278,918.88
12	334	SDR	737,339.34	43,745.31	781,084.65
13	387	SDR	6,408,734.01	758,065.99	7,166,800.00
14	388	SDR	3,432,300.00	404,602.72	3,836,902.72
15	445	SDR	4,344,364.58	513,935.42	4,858,300.00
16	447	SDR	5,197,583.12	612,616.88	5,810,200.00
17	462	SDR	3,695,800.00	434,800.00	4,130,600.00
18	489	SDR	6,859,500.00	807,000.00	7,666,500.00
19	490	SDR	3,505,338.71	412,461.29	3,917,800.00
20	512	SDR	2,811,800.00	330,800.00	3,142,600.00
21	533	SDR	3,627,800.00	426,800.00	4,054,600.00
22	560	SDR	5,421,300.00	637,800.00	6,059,100.00
23	596	SDR	2,674,100.00	314,600.00	2,988,700.00
24	599	SDR	1,587,800.00	186,800.00	1,774,600.00

**Financial Comptroller General Office**  
**Debt Section**

Anamnagar, Kathmandu, Nepal

**Cumulative payment of external debt**

As on 2075/03/32 (2018-Jul-16)

Fiscal Year: 2074/75 Month: Aashadh

SN	Loan ID	Commitment Currency	Opening Stock of payment	Payment This Year	Total payment upto this year
<b>Donor: ADB</b>					
25	633	SDR	1,912,200.00	107,000.00	2,019,200.00
26	651	SDR	12,866,340.00	695,400.00	13,561,740.00
27	655	SDR	7,126,000.00	394,000.00	7,520,000.00
28	659	SDR	2,313,700.00	128,200.00	2,441,900.00
29	669	SDR	10,748,600.00	599,600.00	11,348,200.00
30	670	SDR	12,706,680.00	653,600.00	13,360,280.00
31	694	SDR	3,156,200.00	184,000.00	3,340,200.00
32	708	SDR	19,105,100.00	1,083,400.00	20,188,500.00
33	719	SDR	5,516,800.00	300,800.00	5,817,600.00
34	721	SDR	4,473,100.00	266,200.00	4,739,300.00
35	744	SDR	2,490,500.00	149,400.00	2,639,900.00
36	745	SDR	3,513,900.00	207,400.00	3,721,300.00
37	748	SDR	7,505,500.00	461,000.00	7,966,500.00
38	749	SDR	4,046,700.00	228,000.00	4,274,700.00
39	783	SDR	5,612,600.00	352,600.00	5,965,200.00
40	792	SDR	2,265,500.00	149,000.00	2,414,500.00
41	806	SDR	14,066,300.00	916,600.00	14,982,900.00
42	831	SDR	12,616,100.00	866,600.00	13,482,700.00
43	859	SDR	1,020,800.00	72,400.00	1,093,200.00
44	867	SDR	4,310,100.00	285,800.00	4,595,900.00
45	923	SDR	9,936,500.00	729,000.00	10,665,500.00
46	924	SDR	23,712,100.00	1,786,600.00	25,498,700.00
47	936	SDR	1,685,900.00	125,400.00	1,811,300.00
48	949	SDR	4,990,300.00	371,800.00	5,362,100.00
49	964	SDR	2,090,800.00	156,800.00	2,247,600.00
50	974	SDR	4,530,900.00	368,600.00	4,899,500.00
51	982	SDR	19,317,800.00	1,596,400.00	20,914,200.00
52	987	SDR	3,865,700.00	299,400.00	4,165,100.00
53	1006	SDR	771,200.00	96,400.00	867,600.00

**Financial Comptroller General Office**  
**Debt Section**

Anamnagar, Kathmandu, Nepal

**Cumulative payment of external debt**

As on 2075/03/32 (2018-Jul-16)

Fiscal Year: 2074/75 Month: Aashadh

SN	Loan ID	Commitment Currency	Opening Stock of payment	Payment This Year	Total payment upto this year
<b>Donor:</b> ADB					
54	1011	SDR	19,944,600.00	1,621,200.00	21,565,800.00
55	1037	SDR	10,324,300.00	909,400.00	11,233,700.00
56	1040	SDR	7,728,700.00	719,000.00	8,447,700.00
57	1112	SDR	10,064,600.00	926,000.00	10,990,600.00
58	1113	SDR	5,374,300.00	524,600.00	5,898,900.00
59	1114	SDR	3,658,300.00	355,000.00	4,013,300.00
60	1141	SDR	4,791,900.00	458,400.00	5,250,300.00
61	1156	SDR	2,526,000.00	233,000.00	2,759,000.00
62	1165	SDR	5,977,500.00	608,800.00	6,586,300.00
63	1196	SDR	1,869,200.00	200,800.00	2,070,000.00
64	1229	SDR	6,142,000.00	668,000.00	6,810,000.00
65	1237	SDR	1,022,900.00	116,600.00	1,139,500.00
66	1240	SDR	2,027,600.00	229,800.00	2,257,400.00
67	1311	SDR	2,056,400.00	259,600.00	2,316,000.00
68	1377	SDR	7,613,900.00	1,108,400.00	8,722,300.00
69	1437	SDR	4,563,200.00	708,400.00	5,271,600.00
70	1450	SDR	1,996,300.00	334,000.00	2,330,300.00
71	1451	SDR	2,134,300.00	359,800.00	2,494,100.00
72	1452	SDR	26,692,400.00	4,507,400.00	31,199,800.00
73	1461	SDR	2,018,300.00	372,600.00	2,390,900.00
74	1464	SDR	3,024,200.00	614,800.00	3,639,000.00
75	1512	SDR	3,350,500.00	671,400.00	4,021,900.00
76	1604	SDR	7,448,400.00	1,185,600.00	8,634,000.00
77	1609	SDR	1,368,700.00	216,900.00	1,585,600.00
78	1640	SDR	601,800.00	70,800.00	672,600.00
79	1650	SDR	2,143,700.00	252,200.00	2,395,900.00
80	1732	SDR	10,226,571.00	1,067,278.00	11,293,849.00
81	1755	SDR	7,574,474.00	886,696.00	8,461,170.00
82	1778	SDR	2,598,246.00	305,676.00	2,903,922.00



**Financial Comptroller General Office  
Debt Section**

**Anamnagar, Kathmandu, Nepal**

**Cumulative payment of external debt**

As on 2075/03/32 (2018-Jul-16)

Fiscal Year: 2074/75 Month: Aashadh

SN	Loan ID	Commitment Currency	Opening Stock of payment	Payment This Year	Total payment upto this year
<b>Donor: ADB</b>					
83	1811	SDR	667,248.00	78,418.00	745,666.00
84	1820	SDR	33,052,178.65	3,908,589.35	36,960,768.00
85	1840	SDR	3,243,975.00	432,530.00	3,676,505.00
86	1861	SDR	7,094,490.00	945,932.00	8,040,422.00
87	1876	SDR	9,523,215.00	1,269,762.00	10,792,977.00
88	1917	SDR	5,771,571.00	887,934.00	6,659,505.00
89	1966	SDR	4,550,929.00	688,658.00	5,239,587.00
90	2002	SDR	5,236,392.00	872,732.00	6,109,124.00
91	2008	SDR	3,588,299.00	652,418.00	4,240,717.00
92	2058	SDR	1,205,028.00	219,096.00	1,424,124.00
93	2059	SDR	1,141,985.00	55,088.00	1,197,073.00
94	2071	SDR	3,030,291.00	550,962.00	3,581,253.00
95	2092	SDR	5,303,820.00	1,060,764.00	6,364,584.00
96	2097	SDR	2,137,511.00	474,574.00	2,612,085.00
97	2102	SDR	2,222,154.00	423,712.00	2,645,866.00
98	2111	SDR	2,000,898.00	444,644.00	2,445,542.00
99	2143	SDR	952,103.00	199,902.00	1,152,005.00
100	2268	SDR	7,107,378.00	2,369,126.00	9,476,504.00
101	2277	SDR	3,192,500.00	1,277,000.00	4,469,500.00
102	2551	SDR	0.00	1,005,750.00	1,005,750.00
103	2581	SDR	0.00	924,750.00	924,750.00
104	2587	SDR	0.00	751,929.00	751,929.00
105	2641	SDR	0.00	1,227,813.00	1,227,813.00
106	2650	SDR	0.00		0.00
107	2656	SDR	0.00	0.00	0.00
108	2685	SDR	0.00	0.00	0.00
109	2776	SDR	0.00		0.00
110	2796	SDR	0.00	0.00	0.00
111	2808	SDR	0.00		0.00

**Financial Comptroller General Office  
Debt Section**

**Anamnagar, Kathmandu, Nepal**

**Cumulative payment of external debt**

As on 2075/03/32 (2018-Jul-16)

Fiscal Year: 2074/75 Month: Aashadh

SN	Loan ID	Commitment Currency	Opening Stock of payment	Payment This Year	Total payment upto this year
<b>Donor: ADB</b>					
112	3012	SDR	0.00	0.00	0.00
113	3057	SDR			0.00
114	3000	SDR			0.00
115	3124	SDR			0.00
116	2579	SDR		343,084.00	343,084.00
117	2851	SDR			0.00
118	3157	SDR			0.00
119	3260	SDR			0.00
120	2990	SDR			0.00
121	3139	SDR			0.00
122	3255	SDR			0.00
123	3110	SDR			0.00
124	3452	SDR	0.00	0.00	0.00
125	3478	SDR			0.00
126	3546	SDR		0.00	0.00
127	3542	SDR			0.00
128	3566	SDR			0.00
129	3620	SDR			0.00
<b>Total of SDR</b>			<b>555,566,250.17</b>	<b>61,374,715.11</b>	<b>616,940,965.28</b>
<b>Donor: Austria</b>					
1	1	EUR	3,706,314.50	218,018.50	3,924,333.00
<b>Total of EUR</b>			<b>3,706,314.50</b>	<b>218,018.50</b>	<b>3,924,333.00</b>
<b>Donor: Belgium</b>					
1	1985	EUR	2,478,935.26		2,478,935.26
2	1986	EUR	3,718,402.89		3,718,402.89
3	1994	EUR	1,611,298.00	123,946.00	1,735,244.00
4	1999	EUR	739,617.00	106,209.00	845,826.00
5	2000	EUR	693,765.00	122,703.00	816,468.00
6	2001	EUR	522,079.75	121,343.71	643,423.46

**Financial Comptroller General Office**  
**Debt Section**

Anamnagar, Kathmandu, Nepal

**Cumulative payment of external debt**

As on 2075/03/32 (2018-Jul-16)

Fiscal Year: 2074/75 Month: Aashadh

SN	Loan ID	Commitment Currency	Opening Stock of payment	Payment This Year	Total payment upto this year
<b>Donor: Belgium</b>					
7	2003	EUR	210,015.65	64,245.01	274,260.66
<b>Total of EUR</b>			<b>9,974,113.55</b>	<b>538,446.72</b>	<b>10,512,560.27</b>
<b>Donor: China</b>					
1	359	RMB	0.00	13,211,572.84	13,211,572.84
2	383	RMB	0.00	1,204,341.33	1,204,341.33
3	494	RMB	0.00	0.00	0.00
4	574	RMB		0.00	0.00
<b>Total of RMB</b>			<b>0.00</b>	<b>14,415,914.17</b>	<b>14,415,914.17</b>
<b>Donor: France</b>					
1	298	EUR	109,009.28		109,009.28
2	375	EUR	2,474,973.47	145,585.50	2,620,558.97
3	447	EUR	21,023,366.07		21,023,366.07
4	502	EUR	5,515,032.98	42,714.53	5,557,747.51
5	503	EUR	5,941,167.50	4,342.51	5,945,510.01
6	545	EUR	8,356,517.60	560,742.86	8,917,260.46
7	897	EUR	908,097.22	82,572.00	990,669.22
<b>Total of EUR</b>			<b>44,328,164.12</b>	<b>835,957.40</b>	<b>45,164,121.52</b>
<b>Donor: India</b>					
1	00001984	USD	30,081,416.65	6,451,612.90	36,533,029.55
2	00000903	USD	0.00	0.00	0.00
<b>Total of USD</b>			<b>30,081,416.65</b>	<b>6,451,612.90</b>	<b>36,533,029.55</b>
<b>Donor: Japan</b>					
1	4	JPY	18,281,106,382.00	457,026,000.00	18,738,132,382.00
2	5	JPY	2,181,054,628.00	128,294,000.00	2,309,348,628.00
3	6	JPY	1,383,138,827.00	120,270,000.00	1,503,408,827.00
4	7	JPY	7,346,700,504.00	652,150,000.00	7,998,850,504.00
5	8	JPY	111,664,000.00	33,724,000.00	145,388,000.00
6	8A	JPY	130,232,000.00	20,032,000.00	150,264,000.00
7	11	JPY			0.00

**Financial Comptroller General Office**  
**Debt Section**

Anamnagar, Kathmandu, Nepal

**Cumulative payment of external debt**

As on 2075/03/32 (2018-Jul-16)

Fiscal Year: 2074/75 Month: Aashadh

SN	Loan ID	Commitment Currency	Opening Stock of payment	Payment This Year	Total payment upto this year
<b>Donor: Japan</b>					
8	12	JPY			0.00
9	10	JPY			0.00
<b>Total of JPY</b>			<b>29,433,896,341.00</b>	<b>1,411,496,000.00</b>	<b>30,845,392,341.00</b>
<b>Donor: Korea</b>					
1	1	KRW	5,889,549,240.00	619,950,000.00	6,509,499,240.00
2	2	KRW	0.00	0.00	0.00
<b>Total of KRW</b>			<b>5,889,549,240.00</b>	<b>619,950,000.00</b>	<b>6,509,499,240.00</b>
<b>Donor: Kuwait</b>					
1	552	KUD	962,080.36	74,000.00	1,036,080.36
2	868	KUD	0.00	0.00	0.00
3	918	KUD			0.00
<b>Total of KUD</b>			<b>962,080.36</b>	<b>74,000.00</b>	<b>1,036,080.36</b>
<b>Donor: Russia</b>					
1	1	USD	3,486,740.20		3,486,740.20
<b>Total of USD</b>			<b>3,486,740.20</b>		<b>3,486,740.20</b>
<b>Donor: Saudi</b>					
1	465	SAR	14,982,506.69	3,750,000.00	18,732,506.69
2	614	SAR	0.00	0.00	0.00
3	634	SAR	0.00	0.00	0.00
<b>Total of SAR</b>			<b>14,982,506.69</b>	<b>3,750,000.00</b>	<b>18,732,506.69</b>

**Financial Comptroller General Office**  
**Debt Section**

Anamnagar, Kathmandu, Nepal

**Cumulative interest payment of external debt**

As on 2075/03/32 (2018-Jul-16)

Fiscal Year: 2074/75 Month: Aashadh

SN	Loan ID	Commitment Currency	Opening Stock of payment	Payment This Year	Total payment upto this year
<b>Donor: EEC</b>					
1	9	GBP	105,907.64	1,205.58	107,113.22
2	23	GBP	138,555.43	1,637.62	140,193.05
3	26	GBP	101,471.40	1,222.26	102,693.66
<b>Total of GBP</b>			<b>345,934.47</b>	<b>4,065.46</b>	<b>349,999.93</b>
1	9	EUR	337,769.10	4,315.50	342,084.60
2	23	EUR	449,875.09	6,099.66	455,974.75
3	26	EUR	338,323.30	4,376.94	342,700.24
<b>Total of EUR</b>			<b>1,125,967.49</b>	<b>14,792.10</b>	<b>1,140,759.59</b>
1	9	DKK	95,953.19	1,225.80	97,178.99
2	23	DKK	128,385.08	1,731.29	130,116.37
3	26	DKK	96,664.43	1,242.00	97,906.43
<b>Total of DKK</b>			<b>321,002.70</b>	<b>4,199.09</b>	<b>325,201.79</b>
<b>Donor: EIB</b>					
1	84065	USD		45,100.93	45,100.93
<b>Total of USD</b>				<b>45,100.93</b>	<b>45,100.93</b>
<b>Donor: IDA</b>					
1	166	USD	400,518.22	701.50	401,219.72
2	223	USD	469,899.61	1,586.16	471,485.77
3	291	USD	679,113.27	3,417.72	682,530.99
4	373	USD	1,223,348.23	10,060.26	1,233,408.49
5	397	USD	1,011,842.37	7,115.64	1,018,958.01
6	470	USD	1,667,034.98	10,968.72	1,678,003.70
7	470.1	USD	615,433.11	4,043.68	619,476.79
8	505	USD	572,782.19	4,442.16	577,224.35
9	600	USD	5,127,124.59	48,262.50	5,175,387.09
10	600.1	USD	2,918,247.41	27,472.50	2,945,719.91
11	617	USD	1,519,667.84	14,850.00	1,534,517.84
12	654	USD	1,861,667.54	17,718.72	1,879,386.26
13	659	USD	581,616.84	5,878.74	587,495.58

**Financial Comptroller General Office**  
**Debt Section**

Anamnagar, Kathmandu, Nepal

**Cumulative interest payment of external debt**

As on 2075/03/32 (2018-Jul-16)

Fiscal Year: 2074/75 Month: Aashadh

SN	Loan ID	Commitment Currency	Opening Stock of payment	Payment This Year	Total payment upto this year
<b>Donor: IDA</b>					
14	704	USD	1,418,891.77	16,023.60	1,434,915.37
15	705	USD	654,818.41	7,298.16	662,116.57
16	730	USD	3,267,522.57	37,293.72	3,304,816.29
17	772	USD	891,603.67	10,807.36	902,411.03
18	799	USD	2,722,424.57	35,071.86	2,757,496.43
19	812	USD	5,596,463.80	106,331.24	5,702,795.04
20	856	USD	2,612,599.37	33,862.50	2,646,461.87
21	939	USD	1,120,501.10	16,831.88	1,137,332.98
22	1008	USD	3,039,451.76	46,856.22	3,086,307.98
23	1055	USD	2,840,595.91	45,822.64	2,886,418.55
24	1059	USD	10,911,524.91	77,330.22	10,988,855.13
25	TF 13557	USD		4,919.47	4,919.47
<b>Total of USD</b>			<b>53,724,694.04</b>	<b>594,967.17</b>	<b>54,319,661.21</b>
1	1062	SDR	652,235.38	10,609.14	662,844.52
2	1093	SDR	591,591.83	9,386.15	600,977.98
3	1100	SDR	2,242,662.65	38,112.90	2,280,775.55
4	1101	SDR	819,917.30	14,934.16	834,851.46
5	1191	SDR	1,168,122.12	18,996.79	1,187,118.91
6	1198	SDR	1,871,648.77	31,212.96	1,902,861.73
7	1260	SDR	1,326,359.51	21,859.67	1,348,219.18
8	1316	SDR	3,739,296.95	59,245.75	3,798,542.70
9	1339	SDR	917,199.61	15,302.18	932,501.79
10	1379	SDR	1,065,364.09	20,878.41	1,086,242.50
11	1400	SDR	990,080.39	12,977.02	1,003,057.41
12	1452	SDR	2,028,925.92	41,221.42	2,070,147.34
13	1463	SDR	1,439,918.79	27,767.19	1,467,685.98
14	1478	SDR	14,856,284.78	298,158.00	15,154,442.78
15	1515	SDR	7,620,770.59	163,351.40	7,784,121.99
16	1534	SDR	1,326,844.05	33,654.17	1,360,498.22

**Financial Comptroller General Office**  
**Debt Section**

Anamnagar, Kathmandu, Nepal

**Cumulative interest payment of external debt**

As on 2075/03/32 (2018-Jul-16)

Fiscal Year: 2074/75 Month: Aashadh

SN	Loan ID	Commitment Currency	Opening Stock of payment	Payment This Year	Total payment upto this year
<b>Donor: IDA</b>					
17	1535	SDR	1,320,941.80	29,555.70	1,350,497.50
18	1570	SDR	1,040,071.53	26,048.11	1,066,119.64
19	1588	SDR	3,291,499.83	83,476.91	3,374,976.74
20	1696	SDR	884,153.20	18,605.22	902,758.42
21	1715	SDR	2,206,170.90	54,354.54	2,260,525.44
22	1727	SDR	828,811.52	16,725.99	845,537.51
23	1769	SDR	8,127,034.73	188,850.30	8,315,885.03
24	1814	SDR	4,675,238.99	129,708.29	4,804,947.28
25	1902	SDR	1,591,980.03	33,940.69	1,625,920.72
26	1922	SDR	1,319,746.27	41,305.52	1,361,051.79
27	1924	SDR	4,323,365.83	140,492.90	4,463,858.73
28	1988	SDR	2,660,870.45	61,921.71	2,722,792.16
29	2028	SDR	952,779.75	22,366.99	975,146.74
30	2044	SDR	1,017,906.01	33,195.99	1,051,102.00
31	2046	SDR	7,736,393.14	174,620.77	7,911,013.91
32	2047	SDR	2,235,620.07	60,768.01	2,296,388.08
33	2144	SDR	4,838,901.93	149,126.16	4,988,028.09
34	2239	SDR	1,399,238.00	47,339.21	1,446,577.21
35	2347	SDR	5,189,895.80	167,614.87	5,357,510.67
36	2357	SDR	2,794,881.72	99,419.80	2,894,301.52
37	2364	SDR	4,347,409.14	212,537.92	4,559,947.06
38	2430	SDR	2,267,199.18	78,229.87	2,345,429.05
39	2560	SDR	1,401,052.95	61,063.42	1,462,116.37
40	2578	SDR	4,317,424.56	193,846.82	4,511,271.38
41	2600	SDR	2,063,685.77	99,618.99	2,163,304.76
42	2912	SDR	1,222,920.00	66,990.97	1,289,910.97
43	2977	SDR	1,452,277.21	82,151.95	1,534,429.16
44	3008	SDR	1,650,371.34	122,853.13	1,773,224.47
45	3009	SDR	5,458,972.08	457,216.22	5,916,188.30

**Financial Comptroller General Office**  
**Debt Section**

Anamnagar, Kathmandu, Nepal

**Cumulative interest payment of external debt**

As on 2075/03/32 (2018-Jul-16)

Fiscal Year: 2074/75 Month: Aashadh

SN	Loan ID	Commitment Currency	Opening Stock of payment	Payment This Year	Total payment upto this year
<b>Donor: IDA</b>					
46	3185	SDR	871,158.86	58,992.31	930,151.17
47	3215	SDR	362,260.74	22,214.33	384,475.07
48	3293	SDR	3,476,160.60	252,061.77	3,728,222.37
49	3581	SDR	1,097,596.51	85,574.43	1,183,170.94
50	3727	SDR	692,212.67	46,540.66	738,753.33
51	3766	SDR	1,602,486.72	164,538.03	1,767,024.75
52	3808	SDR	304,134.88	25,858.07	329,992.95
53	3830	SDR	4,689,508.96	527,000.17	5,216,509.13
54	3864	SDR	3,374,332.87	282,844.32	3,657,177.19
55	3911	SDR	1,223,885.76	120,959.49	1,344,845.25
56	3956	SDR	2,651,551.72	249,692.06	2,901,243.78
57	3980	SDR	440,463.68	49,938.40	490,402.08
58	4510	SDR	31,076.87	5,341.59	36,418.46
59	4515	SDR	366,433.71	66,546.85	432,980.56
60	4603	SDR	34,830.80	54,502.10	89,332.90
61	4637	SDR	1,068,540.94	201,969.61	1,270,510.55
62	4664	SDR	334,473.89	103,253.83	437,727.72
63	4652	SDR	1,472,199.31	346,803.73	1,819,003.04
64	4707	SDR	884,806.35	333,798.69	1,218,605.04
65	4750	SDR	457,455.32	80,073.22	537,528.54
66	4832	SDR	931,290.26	201,716.84	1,133,007.10
67	4902	SDR	428,678.95	232,825.14	661,504.09
68	4932	SDR	142,424.99	56,557.84	198,982.83
69	5138	SDR	531,896.16	300,424.85	832,321.01
70	5282	SDR	528,438.41	149,813.90	678,252.31
71	4905	SDR	60,948.35	22,768.99	83,717.34
72	5263	SDR	258,344.10	122,127.30	380,471.40
73	5273	SDR	170,627.87	122,202.92	292,830.79
74	4924	SDR	165,843.34	114,343.11	280,186.45



**Financial Comptroller General Office**  
**Debt Section**

Anamnagar, Kathmandu, Nepal

**Cumulative interest payment of external debt**

As on 2075/03/32 (2018-Jul-16)

Fiscal Year: 2074/75 Month: Aashadh

SN	Loan ID	Commitment Currency	Opening Stock of payment	Payment This Year	Total payment upto this year
<b>Donor: IDA</b>					
75	5246	SDR	38,535.88	37,909.63	76,445.51
76	4981	SDR	119,868.48	111,434.87	231,303.35
77	5446	SDR	72,505.21	126,462.69	198,967.90
78	5002	SDR	102,260.95	59,622.85	161,883.80
79	5137	SDR	73,090.07	75,270.29	148,360.36
80	5250	SDR	336,751.27	338,761.23	675,512.50
81	5344	SDR	123,982.40	114,824.57	238,806.97
82	5586	SDR	63,338.25	102,233.35	165,571.60
83	5701	SDR	841,409.48	544,477.93	1,385,887.41
84	5566	SDR	25,688.57	43,267.50	68,956.07
85	5706	SDR	349,991.51	701,205.35	1,051,196.86
86	5728	SDR		1,412.83	1,412.83
87	58750	SDR		576,261.87	576,261.87
88	5338	SDR		11,602.63	11,602.63
89	5865	SDR		46,528.15	46,528.15
90	5180	SDR		31,758.82	31,758.82
<b>Total of SDR</b>			<b>156,075,522.12</b>	<b>11,095,933.39</b>	<b>167,171,455.51</b>
<b>Donor: IFAD</b>					
1	10	USD	2,302,309.35	32,397.62	2,334,706.97
<b>Total of USD</b>			<b>2,302,309.35</b>	<b>32,397.62</b>	<b>2,334,706.97</b>
1	57	SDR	1,998,773.42	32,462.50	2,031,235.92
2	82	SDR	1,332,421.28	21,674.42	1,354,095.70
3	166	SDR	3,230,642.80	65,181.93	3,295,824.73
4	191	SDR	139,487.80	2,912.35	142,400.15
5	208	SDR	799,331.45	23,453.13	822,784.58
6	250	SDR	511,267.57	20,438.01	531,705.58
7	352	SDR	391,910.49	12,537.20	404,447.69
8	452	SDR	594,141.89	31,533.64	625,675.53
9	576	SDR	490,639.38	89,275.89	579,915.27

**Financial Comptroller General Office**  
**Debt Section**

Anamnagar, Kathmandu, Nepal

**Cumulative interest payment of external debt**

As on 2075/03/32 (2018-Jul-16)

Fiscal Year: 2074/75 Month: Aashadh

SN	Loan ID	Commitment Currency	Opening Stock of payment	Payment This Year	Total payment upto this year
<b>Donor: IFAD</b>					
10	646A	SDR	14,653.64	4,831.82	19,485.46
11	646	SDR	369,568.85	48,709.36	418,278.21
12	796	SDR	64,992.61	31,728.94	96,721.55
13	881	SDR	51,349.58	37,421.22	88,770.80
14	200000070100	SDR	3,871.90	9,260.96	13,132.86
<b>Total of SDR</b>			<b>9,993,052.66</b>	<b>431,421.37</b>	<b>10,424,474.03</b>
<b>Donor: NDF</b>					
1	37	EUR	750,345.53	21,735.50	772,081.03
2	76	EUR	841,590.83	27,174.64	868,765.47
3	129	EUR	728,300.26	28,496.97	756,797.23
4	223	EUR	223,125.93	10,005.25	233,131.18
5	265	EUR	367,495.27	50,755.57	418,250.84
<b>Total of EUR</b>			<b>2,910,857.82</b>	<b>138,167.93</b>	<b>3,049,025.75</b>
<b>Donor: OFID</b>					
1	698	USD	2,108,896.71		2,108,896.71
2	825	USD	129,607.62	240.92	129,848.54
3	838	USD	1,673,129.39	68,402.91	1,741,532.30
4	1060	USD	302,609.87	48,062.36	350,672.23
5	1155	USD	851,398.83	105,995.71	957,394.54
6	1185	USD	717,734.93	127,060.80	844,795.73
7	1346	USD	75,759.51	65,360.90	141,120.41
8	1364	USD	155,337.29	174,833.22	330,170.51
9	1442	USD	580,332.68	361,417.29	941,749.97
<b>Total of USD</b>			<b>6,594,806.83</b>	<b>951,374.11</b>	<b>7,546,180.94</b>
<b>Donor: ADB</b>					
1	182	SDR	20,157.59		20,157.59
2	232	SDR	1,545.37		1,545.37
3	233	SDR	73,275.62		73,275.62
4	249	SDR	10,687.68		10,687.68

**Financial Comptroller General Office**  
**Debt Section**

Anamnagar, Kathmandu, Nepal

**Cumulative interest payment of external debt**

As on 2075/03/32 (2018-Jul-16)

Fiscal Year: 2074/75 Month: Aashadh

SN	Loan ID	Commitment Currency	Opening Stock of payment	Payment This Year	Total payment upto this year
<b>Donor:</b> ADB					
5	250	SDR	20,236.66		20,236.66
6	274	SDR	33,265.84		33,265.84
7	284	SDR	479,894.25		479,894.25
8	295	SDR	46,140.44		46,140.44
9	309	SDR	40,229.16	688.28	40,917.44
10	310	SDR	73,603.93	0.00	73,603.93
11	315	SDR	82,900.55	409.24	83,309.79
12	334	SDR	28,544.68	0.00	28,544.68
13	387	SDR	321,182.94	6,857.52	328,040.46
14	388	SDR	165,410.10	10,660.90	176,071.00
15	445	SDR	204,107.18	15,107.14	219,214.32
16	447	SDR	296,717.67	11,804.35	308,522.02
17	462	SDR	235,625.81	21,182.21	256,808.02
18	489	SDR	464,753.49	27,402.19	492,155.68
19	490	SDR	195,180.94	18,329.90	213,510.84
20	512	SDR	162,579.93	15,827.19	178,407.12
21	533	SDR	225,658.33	22,591.64	248,249.97
22	560	SDR	415,224.30	28,048.23	443,272.53
23	596	SDR	208,797.81	16,821.15	225,618.96
24	599	SDR	124,570.10	11,950.14	136,520.24
25	633	SDR	611,792.71	6,783.86	618,576.57
26	651	SDR	3,532,400.58	52,105.48	3,584,506.06
27	655	SDR	2,594,376.57	27,010.52	2,621,387.09
28	659	SDR	824,397.66	9,319.73	833,717.39
29	669	SDR	3,701,812.22	43,535.76	3,745,347.98
30	670	SDR	3,636,970.78	48,097.04	3,685,067.82
31	694	SDR	1,002,286.70	14,734.16	1,017,020.86
32	708	SDR	5,114,690.33	89,944.06	5,204,634.39
33	719	SDR	1,521,121.48	24,963.09	1,546,084.57

**Financial Comptroller General Office**  
**Debt Section**

Anamnagar, Kathmandu, Nepal

**Cumulative interest payment of external debt**

As on 2075/03/32 (2018-Jul-16)

Fiscal Year: 2074/75 Month: Aashadh

SN	Loan ID	Commitment Currency	Opening Stock of payment	Payment This Year	Total payment upto this year
<b>Donor:</b> ADB					
34	721	SDR	1,175,901.89	22,644.86	1,198,546.75
35	744	SDR	815,166.22	13,989.95	829,156.17
36	745	SDR	958,497.56	18,090.04	976,587.60
37	748	SDR	1,741,738.50	43,108.66	1,784,847.16
38	749	SDR	1,319,137.39	20,541.41	1,339,678.80
39	783	SDR	2,132,829.43	36,855.44	2,169,684.87
40	792	SDR	686,673.28	12,783.14	699,456.42
41	806	SDR	4,626,500.59	86,195.46	4,712,696.05
42	831	SDR	4,953,417.80	81,486.15	5,034,903.95
43	859	SDR	275,724.93	8,135.92	283,860.85
44	867	SDR	982,291.04	30,544.64	1,012,835.68
45	923	SDR	3,457,034.34	94,724.41	3,551,758.75
46	924	SDR	11,281,662.65	212,265.18	11,493,927.83
47	936	SDR	523,788.95	17,817.92	541,606.87
48	949	SDR	1,645,903.49	46,655.70	1,692,559.19
49	964	SDR	590,298.48	19,191.99	609,490.47
50	974	SDR	1,374,427.53	45,275.20	1,419,702.73
51	982	SDR	6,309,229.70	211,665.80	6,520,895.50
52	987	SDR	1,582,801.57	39,691.52	1,622,493.09
53	1006	SDR	132,712.31	12,789.22	145,501.53
54	1011	SDR	5,573,151.72	195,846.29	5,768,998.01
55	1037	SDR	4,536,173.36	120,814.44	4,656,987.80
56	1040	SDR	4,257,342.44	95,527.88	4,352,870.32
57	1112	SDR	5,594,181.97	141,449.51	5,735,631.48
58	1113	SDR	1,627,995.84	73,850.21	1,701,846.05
59	1114	SDR	967,614.06	54,233.99	1,021,848.05
60	1141	SDR	1,362,698.48	70,788.75	1,433,487.23
61	1156	SDR	895,437.90	35,972.51	931,410.41
62	1165	SDR	2,403,047.23	88,747.28	2,491,794.51

**Financial Comptroller General Office**  
**Debt Section**

Anamnagar, Kathmandu, Nepal

**Cumulative interest payment of external debt**

As on 2075/03/32 (2018-Jul-16)

Fiscal Year: 2074/75 Month: Aashadh

SN	Loan ID	Commitment Currency	Opening Stock of payment	Payment This Year	Total payment upto this year
<b>Donor: ADB</b>					
63	1196	SDR	664,751.68	30,258.04	695,009.72
64	1229	SDR	3,139,576.56	108,802.26	3,248,378.82
65	1237	SDR	415,387.61	18,177.84	433,565.45
66	1240	SDR	774,385.62	35,783.56	810,169.18
67	1311	SDR	652,919.79	43,047.45	695,967.24
68	1377	SDR	3,734,055.16	194,746.58	3,928,801.74
69	1437	SDR	2,129,024.69	128,026.59	2,257,051.28
70	1450	SDR	946,297.25	62,017.40	1,008,314.65
71	1451	SDR	1,040,373.63	66,801.56	1,107,175.19
72	1452	SDR	14,757,006.41	837,050.99	15,594,057.40
73	1461	SDR	974,768.94	75,747.92	1,050,516.86
74	1464	SDR	1,964,224.26	124,997.54	2,089,221.80
75	1512	SDR	2,080,777.73	141,809.58	2,222,587.31
76	1604	SDR	6,222,668.93	328,079.79	6,550,748.72
77	1609	SDR	570,065.59	60,011.23	630,076.82
78	1640	SDR	488,023.87	29,051.07	517,074.94
79	1650	SDR	1,046,075.47	104,137.81	1,150,213.28
80	1732	SDR	2,367,973.45	243,305.91	2,611,279.36
81	1755	SDR	1,878,395.53	215,594.28	2,093,989.81
82	1778	SDR	722,797.36	70,458.34	793,255.70
83	1811	SDR	202,394.87	18,075.65	220,470.52
84	1820	SDR	0.00	0.00	0.00
85	1840	SDR	907,550.14	111,730.77	1,019,280.91
86	1861	SDR	1,983,456.66	118,579.68	2,102,036.34
87	1876	SDR	2,714,295.28	311,754.32	3,026,049.60
88	1917	SDR	1,858,887.17	236,110.65	2,094,997.82
89	1966	SDR	1,343,987.86	176,886.01	1,520,873.87
90	2002	SDR	1,980,890.53	133,375.31	2,114,265.84
91	2008	SDR	1,258,698.08	188,332.65	1,447,030.73

**Financial Comptroller General Office**  
**Debt Section**

Anamnagar, Kathmandu, Nepal

**Cumulative interest payment of external debt**

As on 2075/03/32 (2018-Jul-16)

Fiscal Year: 2074/75 Month: Aashadh

SN	Loan ID	Commitment Currency	Opening Stock of payment	Payment This Year	Total payment upto this year
<b>Donor: ADB</b>					
92	2058	SDR	351,596.41	33,306.13	384,902.54
93	2059	SDR	46,252.61	14,974.88	61,227.49
94	2071	SDR	1,128,981.60	151,824.31	1,280,805.91
95	2092	SDR	1,864,201.97	310,577.71	2,174,779.68
96	2097	SDR	939,803.31	144,196.17	1,083,999.48
97	2102	SDR	690,583.59	130,128.64	820,712.23
98	2111	SDR	663,051.66	134,010.12	797,061.78
99	2143	SDR	276,378.58	60,739.74	337,118.32
100	2268	SDR	3,399,470.98	486,171.22	3,885,642.20
101	2277	SDR	1,841,630.23	251,502.99	2,093,133.22
102	2551	SDR	891,370.88	190,442.46	1,081,813.34
103	2581	SDR	0.00	0.00	0.00
104	2587	SDR	156,407.26	324,810.08	481,217.34
105	2641	SDR	1,623,298.88	397,473.99	2,020,772.87
106	2650	SDR	0.00		0.00
107	2656	SDR	2,295.44	28,351.46	30,646.90
108	2685	SDR	126,643.19	89,141.95	215,785.14
109	2776	SDR	0.00		0.00
110	2796	SDR	0.00	96,535.55	96,535.55
111	2808	SDR	0.00		0.00
112	3012	SDR	3,298.25	228,267.85	231,566.10
113	2579	SDR		0.00	0.00
114	3452	SDR	35,698.81	187,429.18	223,127.99
115	3546	SDR		48,777.97	48,777.97
<b>Total of SDR</b>			<b>173,114,193.82</b>	<b>9,997,270.43</b>	<b>183,111,464.25</b>
<b>Donor: Austria</b>					
1	1	EUR	0.00	0.00	0.00
<b>Total of EUR</b>			<b>0.00</b>	<b>0.00</b>	<b>0.00</b>
<b>Donor: Belgium</b>					

**Financial Comptroller General Office**  
**Debt Section**

Anamnagar, Kathmandu, Nepal

**Cumulative interest payment of external debt**

As on 2075/03/32 (2018-Jul-16)

Fiscal Year: 2074/75 Month: Aashadh

SN	Loan ID	Commitment Currency	Opening Stock of payment	Payment This Year	Total payment upto this year
<b>Donor: Belgium</b>					
1	1985	EUR	0.00		0.00
2	1986	EUR	0.00		0.00
3	1994	EUR	0.00	0.00	0.00
4	1999	EUR	103,535.00	0.00	103,535.00
5	2000	EUR	0.00	0.00	0.00
6	2001	EUR	0.00	0.00	0.00
7	2003	EUR	0.00	0.00	0.00
<b>Total of EUR</b>			<b>103,535.00</b>	<b>0.00</b>	<b>103,535.00</b>
<b>Donor: China</b>					
1	359	RMB	37,433,350.25	8,993,751.22	46,427,101.47
2	383	RMB	5,697,981.14	1,343,121.77	7,041,102.91
3	494	RMB	5,563,492.25	2,323,308.04	7,886,800.29
4	574	RMB		1,500,121.34	1,500,121.34
<b>Total of RMB</b>			<b>48,694,823.64</b>	<b>14,160,302.37</b>	<b>62,855,126.01</b>
<b>Donor: France</b>					
1	298	EUR	395,742.41		395,742.41
2	375	EUR	1,353,517.35	2,729.74	1,356,247.09
3	447	EUR	11,009,508.54		11,009,508.54
4	502	EUR	2,923,586.44	2,420.74	2,926,007.18
5	503	EUR	3,110,428.60	65.14	3,110,493.74
6	545	EUR	2,131,151.02	27,182.61	2,158,333.63
7	897	EUR	272,802.39	10,530.98	283,333.37
<b>Total of EUR</b>			<b>21,196,736.75</b>	<b>42,929.21</b>	<b>21,239,665.96</b>
<b>Donor: India</b>					
1	00001984	USD	6,441,616.48	617,205.05	7,058,821.53
2	00000903	USD	609,402.83	967,016.07	1,576,418.90
<b>Total of USD</b>			<b>7,051,019.31</b>	<b>1,584,221.12</b>	<b>8,635,240.43</b>
<b>Donor: Japan</b>					
1	4	JPY	3,705,889,672.05	2,848,586.72	3,708,738,258.77

**Financial Comptroller General Office**  
**Debt Section**

Anamnagar, Kathmandu, Nepal

**Cumulative interest payment of external debt**

As on 2075/03/32 (2018-Jul-16)

Fiscal Year: 2074/75 Month: Aashadh

SN	Loan ID	Commitment Currency	Opening Stock of payment	Payment This Year	Total payment upto this year
<b>Donor: Japan</b>					
2	5	JPY	292,507,713.00	4,170,433.00	296,678,146.00
3	6	JPY	298,144,769.00	10,526,095.00	308,670,864.00
4	7	JPY	1,233,002,667.00	60,328,340.00	1,293,331,007.00
5	8	JPY	0.00	0.00	0.00
6	8A	JPY	0.00	0.00	0.00
<b>Total of JPY</b>			<b>5,529,544,821.05</b>	<b>77,873,454.72</b>	<b>5,607,418,275.77</b>
<b>Donor: Korea</b>					
1	1	KRW	1,831,662,495.45	63,557,600.00	1,895,220,095.45
2	2	KRW	1,740,364,191.00	281,927,360.00	2,022,291,551.00
<b>Total of KRW</b>			<b>3,572,026,686.45</b>	<b>345,484,960.00</b>	<b>3,917,511,646.45</b>
<b>Donor: Kuwait</b>					
1	552	KUD	291,468.32	12,981.17	304,449.49
2	868	KUD	1,336.97	4,323.93	5,660.90
<b>Total of KUD</b>			<b>292,805.29</b>	<b>17,305.10</b>	<b>310,110.39</b>
<b>Donor: Russia</b>					
1	1	USD	638,667.75		638,667.75
<b>Total of USD</b>			<b>638,667.75</b>		<b>638,667.75</b>
<b>Donor: Saudi</b>					
1	465	SAR	3,489,372.67	612,414.11	4,101,786.78
2	614	SAR	8,232.48	17,598.62	25,831.10
3	634	SAR	8,820.70	45,680.05	54,500.75
<b>Total of SAR</b>			<b>3,506,425.85</b>	<b>675,692.78</b>	<b>4,182,118.63</b>



Government of Nepal  
Ministry of Finance  
Financial Comptroller General Office  
Debt Management Section

**Summary of Domestic Borrowing (Loan Typewise)**

Fiscal Year: 2074/75

S.N.	LoanSubTypeDescEN	Opening Loan Balance	New loan issue in current fiscal year	Total Loan	Amount paid during current fiscal year			Adjustment*	Outstanding Domestic Borrowings
					Interest	Principal	Total Expenditure		
1	Rastriya Bachat Patra	906,480,000.00	0.00	906,480,000.00	72,518,400.00	0.00	72,518,400.00	0	906,480,000.00
	<i>Total of Rastriya Bachat Patra</i>	<i>906,480,000.00</i>	<i>0.00</i>	<i>906,480,000.00</i>	<i>72,518,400.00</i>	<i>0.00</i>	<i>72,518,400.00</i>	<i>0.00</i>	<i>906,480,000.00</i>
2	Nagark Bachat Patra	7,965,270,000.00	751,070,000.00	8,716,340,000.00	645,261,943.80	0.00	645,261,943.80	0	8,716,340,000.00
	<i>Total of Nagark Bachat Patra</i>	<i>7,965,270,000.00</i>	<i>751,070,000.00</i>	<i>8,716,340,000.00</i>	<i>645,261,943.80</i>	<i>0.00</i>	<i>645,261,943.80</i>	<i>0.00</i>	<i>8,716,340,000.00</i>
3	Development Bond	163,900,000,000.00	72,000,000,000.00	235,900,000,000.00	8,551,300,000.00	0.00	8,551,300,000.00	0	235,900,000,000.00
	<i>Total of Development Bond</i>	<i>163,900,000,000.00</i>	<i>72,000,000,000.00</i>	<i>235,900,000,000.00</i>	<i>8,551,300,000.00</i>	<i>0.00</i>	<i>8,551,300,000.00</i>	<i>0.00</i>	<i>235,900,000,000.00</i>
4	Special Loan (RBB Building)	0.00	0.00	0.00	0.00	0.00	0.00	0	0.00
5	Special Loan (Duty)	0.00	0.00	0.00	0.00	0.00	0.00	0	0.00
	<i>Total of Special Loan</i>	<i>0.00</i>	<i>0.00</i>	<i>0.00</i>	<i>0.00</i>	<i>0.00</i>	<i>0.00</i>	<i>0.00</i>	<i>0.00</i>
6	Foreign Employment Bond	529,635,000.00	41,180,000.00	570,815,000.00	50,350,336.09	42,855,000.00	93,205,336.09	0	527,960,000.00
	<i>Total of Foreign Employment Bond</i>	<i>529,635,000.00</i>	<i>41,180,000.00</i>	<i>570,815,000.00</i>	<i>50,350,336.09</i>	<i>42,855,000.00</i>	<i>93,205,336.09</i>	<i>0.00</i>	<i>527,960,000.00</i>
7	IMF Value Adjustment	0.00	262,837,717.71	262,837,717.71	0.00	0.00	0.00	0	262,837,717.71
	<i>Total of IMF Value Adjustment</i>	<i>0.00</i>	<i>262,837,717.71</i>	<i>262,837,717.71</i>	<i>0.00</i>	<i>0.00</i>	<i>0.00</i>	<i>0.00</i>	<i>262,837,717.71</i>
8	Treasury Bills-364 days interest based	16,019,932,474.25	0.00	16,019,932,474.25	165,453,862.59	0.00	165,453,862.59	0	16,019,932,474.25
9	Treasury Bills-364 days discount based	33,757,500,000.00	34,353,625,000.00	68,111,125,000.00	853,573,120.00	14,428,398,745.00	15,281,971,865.00	-371,601,255	53,311,125,000.00
10	Treasury Bills-182 days discount based	24,358,425,000.00	14,085,255,000.00	38,443,680,000.00	625,324,030.81	4,915,244,550.00	5,540,568,580.81	-847,554,540	33,443,680,000.00
11	Treasury Bills-91 days discount based	36,273,400,000.00	12,519,800,000.00	48,793,200,000.00	1,117,253,877.00	9,970,000,000.00	11,087,253,877.00	0	38,823,200,000.00
12	Treasury Bills-28 days discount based	0.00	11,000,000,000.00	11,000,000,000.00	209,156,920.00	7,728,109,335.00	7,937,266,255.00	-218,906,665	3,250,000,000.00
	<i>Total of Treasury Bills</i>	<i>110,409,257,474.25</i>	<i>71,958,680,000.00</i>	<i>182,367,937,474.25</i>	<i>2,970,761,810.40</i>	<i>37,041,752,630.00</i>	<i>40,012,514,440.40</i>	<i>-478,247,370.00</i>	<i>144,847,937,474.25</i>
13	National Loan Commission	0.00	0.00	0.00	96,737,879.00	0.00	96,737,879.00	0	0.00
	<i>Total of National Loan Commission</i>	<i>0.00</i>	<i>0.00</i>	<i>0.00</i>	<i>96,737,879.00</i>	<i>0.00</i>	<i>96,737,879.00</i>	<i>0.00</i>	<i>0.00</i>
	<b>Grand Total</b>	<b>283,710,642,474.25</b>	<b>145,013,767,717.71</b>	<b>428,724,410,191.96</b>	<b>12,386,930,369.29</b>	<b>37,084,607,630.00</b>	<b>49,471,537,999.29</b>	<b>-478,247,370.00</b>	<b>391,161,555,191.96</b>

\*For principal adjustment of Treasury Bills when principal is repaid.

Government of Nepal  
Ministry of Finance  
Financial Comptroller General Office  
Debt Management Section  
**Financial Statement of Domestic Borrowing (Loanwise)**

Fiscal Year: 2074/75

**Treasury Bills**

S.N.	LoanCode	Date Of Issue	Date Of Payment	Interest Rate %	Opening loan balance	New loan issue in current Fiscal Year	Total Loan	Discount/ Interest	Adjustment	Payment during current fiscal year	Outstanding loan upto the end of current Fiscal Year	
										Interest	Principal	Total
<b>Treasury Bills-364 days interest based</b>												
1	1324ka	2073/05/21	2074/05/20	1.0328	3,785,148,426.09	39,093,012.94	3,785,148,426.09	39,093,012.94	0.00	39,093,012.94	39,093,012.94	3,785,148,426.09
	1376ka	2074/05/21	2075/05/19	1.0328	3,785,148,426.09	39,093,012.94	3,785,148,426.09	39,093,012.94	0.00	39,093,012.94	0.00	3,785,148,426.09
					<b>Sub-total</b>	<b>78,186,025.89</b>	<b>3,785,148,426.09</b>	<b>78,186,025.89</b>	<b>0.00</b>	<b>39,093,012.94</b>	<b>0.00</b>	<b>3,785,148,426.09</b>
2	1349ka	2073/11/17	2074/11/15	1.0328	2,224,057,338.61	22,970,064.19	2,224,057,338.61	22,970,064.19	0.00	22,970,064.19	22,970,064.19	2,224,057,338.61
	1401ka	2074/11/15	2075/11/14	2.5972	2,224,057,338.61	57,763,217.20	2,224,057,338.61	57,763,217.20	0.00	0.00	0.00	2,224,057,338.61
					<b>Sub-total</b>	<b>80,733,281.39</b>	<b>2,224,057,338.61</b>	<b>80,733,281.39</b>	<b>0.00</b>	<b>22,970,064.19</b>	<b>0.00</b>	<b>2,224,057,338.61</b>
3	1357ka	2074/01/12	2075/01/11	1.0328	2,552,994.60	26,367.33	2,552,994.60	26,367.33	0.00	26,367.33	26,367.33	2,552,994.60
	1409ka	2075/01/11	2076/01/10	2.5972	2,552,994.60	66,306.38	2,552,994.60	66,306.38	0.00	0.00	0.00	2,552,994.60
					<b>Sub-total</b>	<b>92,673.70</b>	<b>2,552,994.60</b>	<b>92,673.70</b>	<b>0.00</b>	<b>26,367.33</b>	<b>0.00</b>	<b>2,552,994.60</b>
4	1330ka	2073/07/02	2074/06/31	1.0328	8,835,795,124.95	91,256,092.05	8,835,795,124.95	91,256,092.05	0.00	91,256,092.05	91,256,092.05	8,835,795,124.95
	1382ka	2074/06/31	2075/06/30	2.5972	8,835,795,124.95	229,483,270.99	8,835,795,124.95	229,483,270.99	0.00	0.00	0.00	8,835,795,124.95
					<b>Sub-total</b>	<b>320,739,363.04</b>	<b>8,835,795,124.95</b>	<b>320,739,363.04</b>	<b>0.00</b>	<b>91,256,092.05</b>	<b>0.00</b>	<b>8,835,795,124.95</b>
5	1331kha	2073/07/09	2074/07/07	1.0328	1,172,378,590.00	12,108,326.08	1,172,378,590.00	12,108,326.08	0.00	12,108,326.08	12,108,326.08	1,172,378,590.00
	1383kha	2074/07/07	2075/07/06	2.5972	1,172,378,590.00	30,449,016.74	1,172,378,590.00	30,449,016.74	0.00	0.00	0.00	1,172,378,590.00
					<b>Sub-total</b>	<b>42,557,342.82</b>	<b>1,172,378,590.00</b>	<b>42,557,342.82</b>	<b>0.00</b>	<b>12,108,326.08</b>	<b>0.00</b>	<b>1,172,378,590.00</b>
<b>Total of Treasury Bills-364 days interest based</b>												
					<b>16,019,932,474.25</b>	<b>522,308,686.84</b>	<b>16,019,932,474.25</b>	<b>522,308,686.84</b>	<b>0.00</b>	<b>1,65,453,862.59</b>	<b>0.00</b>	<b>16,019,932,474.25</b>
<b>Treasury Bills-364 days discount based</b>												
6	1325ka	2073/05/29	2074/05/27	0	875,000,000.00	23,686,065.00	875,000,000.00	23,686,065.00	0.00	23,686,065.00	23,686,065.00	875,000,000.00
	1377ka	2074/05/27	2075/05/26	0	875,000,000.00	1,125,000,000.00	2,000,000,000.00	31,713,880.00	0.00	0.00	0.00	2,000,000,000.00
					<b>Sub-total</b>	<b>55,399,945.00</b>	<b>2,000,000,000.00</b>	<b>55,399,945.00</b>	<b>0.00</b>	<b>23,686,065.00</b>	<b>0.00</b>	<b>2,000,000,000.00</b>

Government of Nepal  
 Ministry of Finance  
 Financial Comptroller General Office  
 Debt Management Section  
**Financial Statement of Domestic Borrowing (Loanwise)**

Fiscal Year: 2074/75

**Treasury Bills**

S.N.	LoanCode	Date Of Issue	Date Of Payment	Interest Rate %	Opening loan balance	New loan issue in current Fiscal Year	Total Loan	Discount/ Interest	Adjustment	Interest	Principal	Total	Outstanding loan upto the end of current Fiscal Year
<b>Treasury Bills-364 days Discount based</b>													
7	1326ka	2073/06/04	2074/06/03	0	1,185,000,000.00	1,185,000,000.00	32,470,590.00	0.00	32,470,590.00	0.00	32,470,590.00	32,470,590.00	1,185,000,000.00
	1378ka	2074/06/04	2075/06/02	0	1,185,000,000.00	815,000,000.00	2,000,000,000.00	35,547,350.00	0.00	0.00	0.00	0.00	2,000,000,000.00
					<b>Sub-total</b>	<b>1,185,000,000.00</b>	<b>2,000,000,000.00</b>	<b>68,017,940.00</b>	<b>0.00</b>	<b>32,470,590.00</b>	<b>0.00</b>	<b>32,470,590.00</b>	<b>2,000,000,000.00</b>
8	1327ka	2073/06/11	2074/06/10	0	400,000,000.00	400,000,000.00	9,736,800.00	0.00	9,736,800.00	0.00	9,736,800.00	9,736,800.00	400,000,000.00
	1379ka	2074/06/10	2075/06/09	0	400,000,000.00	1,600,000,000.00	44,600,225.00	0.00	0.00	0.00	0.00	0.00	2,000,000,000.00
					<b>Sub-total</b>	<b>400,000,000.00</b>	<b>2,000,000,000.00</b>	<b>54,337,025.00</b>	<b>0.00</b>	<b>9,736,800.00</b>	<b>0.00</b>	<b>9,736,800.00</b>	<b>2,000,000,000.00</b>
9	1331ka	2073/07/09	2074/07/07	0	1,000,000,000.00	1,000,000,000.00	31,447,980.00	0.00	31,447,980.00	0.00	31,447,980.00	31,447,980.00	1,000,000,000.00
	1383ka	2074/07/07	2075/07/06	0	1,000,000,000.00	1,000,000,000.00	49,852,620.00	0.00	0.00	0.00	0.00	0.00	2,000,000,000.00
					<b>Sub-total</b>	<b>1,000,000,000.00</b>	<b>2,000,000,000.00</b>	<b>81,300,600.00</b>	<b>0.00</b>	<b>31,447,980.00</b>	<b>0.00</b>	<b>31,447,980.00</b>	<b>2,000,000,000.00</b>
10	1332ka	2073/07/18	2074/07/14	0	500,000,000.00	500,000,000.00	16,627,080.00	0.00	16,627,080.00	0.00	16,627,080.00	16,627,080.00	500,000,000.00
	1384ka	2074/07/14	2075/07/13	0	500,000,000.00	1,500,000,000.00	61,747,420.00	0.00	0.00	0.00	0.00	0.00	2,000,000,000.00
					<b>Sub-total</b>	<b>500,000,000.00</b>	<b>2,000,000,000.00</b>	<b>78,374,500.00</b>	<b>0.00</b>	<b>16,627,080.00</b>	<b>0.00</b>	<b>16,627,080.00</b>	<b>2,000,000,000.00</b>
11	1333ka	2073/07/23	2074/07/21	0	400,000,000.00	400,000,000.00	12,643,160.00	0.00	12,643,160.00	0.00	12,643,160.00	12,643,160.00	400,000,000.00
	1385ka	2074/07/21	2075/07/20	0	400,000,000.00	1,160,000,000.00	56,374,920.00	0.00	0.00	0.00	0.00	0.00	1,560,000,000.00
					<b>Sub-total</b>	<b>400,000,000.00</b>	<b>1,560,000,000.00</b>	<b>69,018,080.00</b>	<b>0.00</b>	<b>12,643,160.00</b>	<b>0.00</b>	<b>12,643,160.00</b>	<b>2,000,000,000.00</b>
12	1334ka	2073/07/30	2074/07/28	0	2,000,000,000.00	152,574,410.00	152,574,410.00	-76,287,205.00	-76,287,205.00	76,287,205.00	1,923,712,795.00	2,000,000,000.00	0.00
					<b>Sub-total</b>	<b>2,000,000,000.00</b>	<b>152,574,410.00</b>	<b>-76,287,205.00</b>	<b>-76,287,205.00</b>	<b>76,287,205.00</b>	<b>1,923,712,795.00</b>	<b>2,000,000,000.00</b>	<b>0.00</b>
13	1336ka	2073/08/14	2074/08/12	0	1,100,000,000.00	1,100,000,000.00	3,462,470.00	0.00	3,462,470.00	0.00	3,462,470.00	3,462,470.00	1,100,000,000.00
	1388ka	2074/08/12	2075/08/11	0	1,100,000,000.00	1,100,000,000.00	5,208,080.00	0.00	0.00	0.00	0.00	0.00	1,100,000,000.00
					<b>Sub-total</b>	<b>1,100,000,000.00</b>	<b>8,670,550.00</b>	<b>0.00</b>	<b>3,462,470.00</b>	<b>0.00</b>	<b>3,462,470.00</b>	<b>3,462,470.00</b>	<b>1,100,000,000.00</b>

Government of Nepal  
Ministry of Finance  
Financial Comptroller General Office  
Debt Management Section

**Financial Statement of Domestic Borrowing (Loanwise)**

Fiscal Year: 2074/75

**Treasury Bills**

S.N.	LoanCode	Date Of Issue	Date Of Payment	Interest Rate %	Opening loan balance	New loan issue in current Fiscal Year	Total Loan	Discount/ Interest	Adjustment	Payment during current fiscal year		Outstanding loan upto the end of current Fiscal Year
										Interest	Principal	
<b>Treasury Bills-364 days discount based</b>												
14	1339ka	2073/09/05	2074/09/04	0	1,625,000,000.00	0	1,625,000,000.00	41,730,245.00	0.00	41,730,245.00	0.00	1,625,000,000.00
	1391ka	2074/09/04	2075/09/03	0	1,625,000,000.00	375,000,000.00	2,000,000,000.00	117,364,210.00	0.00	117,364,210.00	0.00	2,000,000,000.00
					<b>Sub-total</b>	<b>375,000,000.00</b>	<b>2,000,000,000.00</b>	<b>159,094,455.00</b>	<b>0.00</b>	<b>159,094,455.00</b>	<b>0.00</b>	<b>2,000,000,000.00</b>
15	1340ka	2073/09/12	2074/09/11	0	1,450,000,000.00	0	1,450,000,000.00	37,496,120.00	0.00	37,496,120.00	0.00	1,450,000,000.00
	1392ka	2074/09/11	2075/09/10	0	1,450,000,000.00	550,000,000.00	2,000,000,000.00	107,088,250.00	0.00	107,088,250.00	0.00	2,000,000,000.00
					<b>Sub-total</b>	<b>550,000,000.00</b>	<b>2,000,000,000.00</b>	<b>144,604,370.00</b>	<b>0.00</b>	<b>144,604,370.00</b>	<b>0.00</b>	<b>2,000,000,000.00</b>
16	1352ka	2073/12/08	2074/12/06	0	1,800,000,000.00	0	1,800,000,000.00	49,921,200.00	0.00	49,921,200.00	0.00	1,800,000,000.00
	1404ka	2074/12/06	2075/12/05	0	1,800,000,000.00	1,761,125,000.00	3,561,125,000.00	178,132,912.63	0.00	178,132,912.63	0.00	3,561,125,000.00
					<b>Sub-total</b>	<b>1,761,125,000.00</b>	<b>3,561,125,000.00</b>	<b>228,054,112.63</b>	<b>0.00</b>	<b>228,054,112.63</b>	<b>0.00</b>	<b>3,561,125,000.00</b>
17	1353ka	2073/12/15	2074/12/13	0	1,962,500,000.00	0	1,962,500,000.00	54,427,975.00	0.00	54,427,975.00	0.00	1,962,500,000.00
	1405ka	2074/12/13	2075/12/12	0	1,962,500,000.00	37,500,000.00	2,000,000,000.00	96,729,420.00	0.00	96,729,420.00	0.00	2,000,000,000.00
					<b>Sub-total</b>	<b>37,500,000.00</b>	<b>2,000,000,000.00</b>	<b>151,157,395.00</b>	<b>0.00</b>	<b>151,157,395.00</b>	<b>0.00</b>	<b>2,000,000,000.00</b>
18	1354ka	2073/12/22	2074/12/20	0	4,360,000,000.00	0	4,360,000,000.00	78,595,030.00	0.00	78,595,030.00	0.00	4,360,000,000.00
	1406ka	2074/12/20	2075/12/19	0	4,360,000,000.00	0	4,360,000,000.00	222,769,540.00	0.00	222,769,540.00	0.00	4,360,000,000.00
					<b>Sub-total</b>	<b>0.00</b>	<b>4,360,000,000.00</b>	<b>301,364,570.00</b>	<b>0.00</b>	<b>301,364,570.00</b>	<b>0.00</b>	<b>4,360,000,000.00</b>
19	1359ka	2074/01/26	2075/01/25	0	1,290,000,000.00	0	1,290,000,000.00	35,564,310.00	0.00	35,564,310.00	0.00	1,290,000,000.00
	1411ka	2075/01/25	2076/01/24	0	1,290,000,000.00	710,000,000.00	2,000,000,000.00	101,010,185.00	0.00	101,010,185.00	0.00	2,000,000,000.00
					<b>Sub-total</b>	<b>710,000,000.00</b>	<b>2,000,000,000.00</b>	<b>136,574,495.00</b>	<b>0.00</b>	<b>136,574,495.00</b>	<b>0.00</b>	<b>2,000,000,000.00</b>
20	1364ka	2074/02/29	2075/02/29	0	8,300,000,000.00	0	8,300,000,000.00	341,022,100.00	-170,511,050.00	170,511,050.00	8,129,488,950.00	8,300,000,000.00
					<b>Sub-total</b>	<b>0.00</b>	<b>8,300,000,000.00</b>	<b>341,022,100.00</b>	<b>-170,511,050.00</b>	<b>170,511,050.00</b>	<b>8,129,488,950.00</b>	<b>8,300,000,000.00</b>
												<b>0.00</b>
												<b>8,300,000,000.00</b>

Government of Nepal  
Ministry of Finance  
Financial Comptroller General Office  
Debt Management Section

**Financial Statement of Domestic Borrowing (Loanwise)**

Fiscal Year: 2074/75

**Treasury Bills**

S.N.	Loan Code	Date Of Issue	Date Of Payment	Interest Rate %	Opening loan balance	New loan issue in current Fiscal Year	Total Loan	Discount/ Interest	Adjustment	Payment during current fiscal year		Outstanding loan upto the end of current Fiscal Year
										Interest	Principal	
<b>Treasury Bills-364 days discount based</b>												
21	1341ka	2073/09/19	2074/09/18	0	1,000,000,000.00	1,000,000,000.00	1,000,000,000.00	27,734,400.00	0.00	27,734,400.00	0.00	1,000,000,000.00
	1393ka	2074/09/18	2075/09/17	0	1,000,000,000.00	1,000,000,000.00	2,000,000,000.00	102,178,020.00	0.00	0.00	0.00	2,000,000,000.00
				<b>Sub-total</b>	<b>1,000,000,000.00</b>	<b>1,000,000,000.00</b>	<b>2,000,000,000.00</b>	<b>129,912,420.00</b>	<b>0.00</b>	<b>27,734,400.00</b>	<b>0.00</b>	<b>2,000,000,000.00</b>
22	1323ka	2073/05/14	2074/05/13	0	1,000,000,000.00	1,000,000,000.00	1,000,000,000.00	26,428,440.00	0.00	26,428,440.00	0.00	1,000,000,000.00
	1375ka	2074/05/14	2075/05/12	0	1,000,000,000.00	1,000,000,000.00	2,000,000,000.00	27,860,840.00	0.00	0.00	0.00	2,000,000,000.00
				<b>Sub-total</b>	<b>1,000,000,000.00</b>	<b>1,000,000,000.00</b>	<b>2,000,000,000.00</b>	<b>54,289,280.00</b>	<b>0.00</b>	<b>26,428,440.00</b>	<b>0.00</b>	<b>2,000,000,000.00</b>
23	1350ka	2073/11/24	2074/11/22	0	4,500,000,000.00	4,500,000,000.00	4,500,000,000.00	249,606,000.00	-124,803,000.00	124,803,000.00	4,375,197,000.00	4,500,000,000.00
				<b>Sub-total</b>	<b>4,500,000,000.00</b>	<b>0.00</b>	<b>4,500,000,000.00</b>	<b>249,606,000.00</b>	<b>-124,803,000.00</b>	<b>124,803,000.00</b>	<b>4,375,197,000.00</b>	<b>4,500,000,000.00</b>
24	1372ka	2074/04/25	2075/04/22	0	0.00	3,000,000,000.00	3,000,000,000.00	40,081,700.00	0.00	0.00	0.00	3,000,000,000.00
				<b>Sub-total</b>	<b>0.00</b>	<b>3,000,000,000.00</b>	<b>3,000,000,000.00</b>	<b>40,081,700.00</b>	<b>0.00</b>	<b>0.00</b>	<b>0.00</b>	<b>3,000,000,000.00</b>
25	1373ka	2074/04/31	2075/04/29	0	0.00	2,000,000,000.00	2,000,000,000.00	25,087,660.00	0.00	0.00	0.00	2,000,000,000.00
				<b>Sub-total</b>	<b>0.00</b>	<b>2,000,000,000.00</b>	<b>2,000,000,000.00</b>	<b>25,087,660.00</b>	<b>0.00</b>	<b>0.00</b>	<b>0.00</b>	<b>2,000,000,000.00</b>
26	1403ka	2074/11/29	2075/11/28	0	0.00	5,000,000,000.00	5,000,000,000.00	245,802,030.00	0.00	0.00	0.00	5,000,000,000.00
				<b>Sub-total</b>	<b>0.00</b>	<b>5,000,000,000.00</b>	<b>5,000,000,000.00</b>	<b>245,802,030.00</b>	<b>0.00</b>	<b>0.00</b>	<b>0.00</b>	<b>5,000,000,000.00</b>
27	1407ka	2074/12/27	2075/12/26	0	0.00	6,000,000,000.00	6,000,000,000.00	313,365,810.00	0.00	0.00	0.00	6,000,000,000.00
				<b>Sub-total</b>	<b>0.00</b>	<b>6,000,000,000.00</b>	<b>6,000,000,000.00</b>	<b>313,365,810.00</b>	<b>0.00</b>	<b>0.00</b>	<b>0.00</b>	<b>6,000,000,000.00</b>
28	1413ka	2075/02/08	2076/02/07	0	0.00	1,890,000,000.00	1,890,000,000.00	92,048,220.00	0.00	0.00	0.00	1,890,000,000.00
				<b>Sub-total</b>	<b>0.00</b>	<b>1,890,000,000.00</b>	<b>1,890,000,000.00</b>	<b>92,048,220.00</b>	<b>0.00</b>	<b>0.00</b>	<b>0.00</b>	<b>1,890,000,000.00</b>
29	1415ka	2075/02/22	2076/02/21	0	0.00	2,000,000,000.00	2,000,000,000.00	90,857,400.00	0.00	0.00	0.00	2,000,000,000.00
				<b>Sub-total</b>	<b>0.00</b>	<b>2,000,000,000.00</b>	<b>2,000,000,000.00</b>	<b>90,857,400.00</b>	<b>0.00</b>	<b>0.00</b>	<b>0.00</b>	<b>2,000,000,000.00</b>

Government of Nepal  
 Ministry of Finance  
 Financial Comptroller General Office  
 Debt Management Section

**Financial Statement of Domestic Borrowing (Loanwise)**

Fiscal Year: 2074/75

**Treasury Bills**

S.N.	Loan Code	Date Of Issue	Date Of Payment	Interest Rate %	Opening loan balance	New loan issue in current Fiscal Year	Total Loan	Discount/ Interest	Adjustment	Payment during current fiscal year		Outstanding loan upto the end of current Fiscal Year
										Interest	Principal	
<b>Treasury Bills-364 days discount based</b>												
30	1416ka	2075/02/29	2076/02/28	0	0.00	1,830,000,000.00	1,830,000,000.00	80,384,820.00	0.00	0.00	0.00	1,830,000,000.00
					0.00	1,830,000,000.00	1,830,000,000.00	80,384,820.00	0.00	0.00	0.00	1,830,000,000.00
					<b>Sub-total</b>							
						33,757,500,000.00	34,353,625,000.00	3,350,999,887.63	-371,601,255.00	853,573,120.00	14,428,398,745.00	53,311,125,000.00
					<b>Total of 364 days treasury bills</b>	49,777,432,474.25	84,131,057,474.25	3,873,308,574.47	-371,601,255.00	1,019,026,982.59	14,428,398,745.00	69,331,057,474.25
<b>Treasury Bills-182 days discount based</b>												
31	229ka	2073/11/24	2074/05/20	0	5,525,000,000.00	5,525,000,000.00	5,525,000,000.00	61,018,100.00	0.00	61,018,100.00	0.00	5,525,000,000.00
	238ka	2074/05/21	2074/11/22	0	5,525,000,000.00	5,525,000,000.00	5,525,000,000.00	35,639,160.00	0.00	35,639,160.00	0.00	5,525,000,000.00
	248ka	2074/11/22	2075/05/19	0	5,525,000,000.00	5,525,000,000.00	5,525,000,000.00	132,368,035.00	0.00	0.00	0.00	5,525,000,000.00
					<b>Sub-total</b>	5,525,000,000.00	5,525,000,000.00	229,025,295.00	0.00	96,657,260.00	0.00	5,525,000,000.00
32	230ka	2073/12/01	2074/05/27	0	500,000,000.00	500,000,000.00	500,000,000.00	3,771,500.00	0.00	3,771,500.00	0.00	500,000,000.00
	239ka	2074/05/27	2074/11/29	0	500,000,000.00	1,300,000,000.00	2,000,000,000.00	27,826,600.00	-13,913,300.00	13,913,300.00	1,986,086,700.00	2,000,000,000.00
					<b>Sub-total</b>	500,000,000.00	1,500,000,000.00	31,598,100.00	-13,913,300.00	17,684,800.00	1,986,086,700.00	2,003,771,500.00
33	231ka	2073/12/08	2074/06/03	0	500,000,000.00	500,000,000.00	500,000,000.00	3,771,500.00	0.00	3,771,500.00	0.00	500,000,000.00
	240ka	2074/06/04	2074/12/06	0	500,000,000.00	1,500,000,000.00	2,000,000,000.00	15,129,670.00	0.00	15,129,670.00	0.00	2,000,000,000.00
	249ka	2074/12/06	2075/06/02	0	2,000,000,000.00	2,000,000,000.00	2,000,000,000.00	48,377,300.00	0.00	0.00	0.00	2,000,000,000.00
					<b>Sub-total</b>	500,000,000.00	1,500,000,000.00	67,278,470.00	0.00	18,901,170.00	0.00	2,000,000,000.00
34	232ka	2073/12/15	2074/06/10	0	4,300,000,000.00	4,300,000,000.00	4,300,000,000.00	30,485,870.00	0.00	30,485,870.00	0.00	4,300,000,000.00
	241ka	2074/06/10	2074/12/13	0	4,300,000,000.00	4,300,000,000.00	4,300,000,000.00	37,942,620.00	0.00	37,942,620.00	0.00	4,300,000,000.00
	250ka	2074/12/13	2075/06/09	0	4,300,000,000.00	4,300,000,000.00	4,300,000,000.00	105,900,980.00	0.00	0.00	0.00	4,300,000,000.00
					<b>Sub-total</b>	4,300,000,000.00	4,300,000,000.00	174,329,470.00	0.00	68,428,490.00	0.00	4,300,000,000.00

Government of Nepal  
Ministry of Finance  
Financial Comptroller General Office  
Debt Management Section

**Financial Statement of Domestic Borrowing (Loanwise)**

Fiscal Year: 2074/75

**Treasury Bills**

S.N.	Loan Code	Date of Issue	Date of Payment	Interest Rate %	Opening loan balance	New loan issue in current Fiscal Year	Total Loan	Discount/Interest	Adjustment	Payment during current fiscal year		Outstanding loan upto the end of current Fiscal Year
										Interest	Principal	
<b>Treasury Bills-182 days discount based</b>												
35	233ka	2074/01/05	2074/06/31	0	2,250,000,000.00		2,250,000,000.00	14,181,165.00	0.00	14,181,165.00	0.00	2,250,000,000.00
	242ka	2074/06/31	2075/01/04	0	2,250,000,000.00		2,250,000,000.00	21,951,300.00	0.00	21,951,300.00	0.00	2,250,000,000.00
	253ka	2075/01/04	2075/06/30	0	2,250,000,000.00		2,250,000,000.00	57,413,460.00	0.00	57,413,460.00	0.00	2,250,000,000.00
	<b>Sub-total</b>				<b>2,250,000,000.00</b>	<b>0.00</b>	<b>2,250,000,000.00</b>	<b>93,545,925.00</b>	<b>0.00</b>	<b>93,545,925.00</b>	<b>0.00</b>	<b>2,250,000,000.00</b>
36	235ka	2074/02/02	2074/07/28	0	1,283,425,000.00		1,283,425,000.00	12,828,665.82	0.00	12,828,665.82	0.00	1,283,425,000.00
	244ka	2074/07/28	2075/02/01	0	1,283,425,000.00	716,575,000.00	2,000,000,000.00	49,967,520.00	0.00	49,967,520.00	0.00	2,000,000,000.00
	255ka	2075/02/01	2075/07/27	0	2,000,000,000.00		2,000,000,000.00	48,304,170.00	0.00	48,304,170.00	0.00	2,000,000,000.00
	<b>Sub-total</b>				<b>1,283,425,000.00</b>	<b>716,575,000.00</b>	<b>2,000,000,000.00</b>	<b>111,100,355.82</b>	<b>0.00</b>	<b>62,796,185.82</b>	<b>0.00</b>	<b>2,000,000,000.00</b>
37	234ka	2074/01/12	2074/07/07	0	5,000,000,000.00		5,000,000,000.00	33,926,930.00	0.00	33,926,930.00	0.00	5,000,000,000.00
	243ka	2074/07/07	2075/01/11	0	5,000,000,000.00		5,000,000,000.00	52,699,635.00	0.00	52,699,635.00	0.00	5,000,000,000.00
	254ka	2075/01/11	2075/07/06	0	5,000,000,000.00		5,000,000,000.00	128,160,310.00	0.00	128,160,310.00	0.00	5,000,000,000.00
	<b>Sub-total</b>				<b>5,000,000,000.00</b>	<b>0.00</b>	<b>5,000,000,000.00</b>	<b>214,786,875.00</b>	<b>0.00</b>	<b>86,626,565.00</b>	<b>0.00</b>	<b>5,000,000,000.00</b>
38	237ka	2074/03/13	2074/09/11	0	5,000,000,000.00		5,000,000,000.00	42,334,944.99	0.00	42,334,944.99	0.00	5,000,000,000.00
	246ka	2074/09/11	2075/03/12	0	5,000,000,000.00		5,000,000,000.00	124,920,000.00	0.00	124,920,000.00	0.00	5,000,000,000.00
	<b>Sub-total</b>				<b>5,000,000,000.00</b>	<b>0.00</b>	<b>5,000,000,000.00</b>	<b>167,254,944.99</b>	<b>0.00</b>	<b>167,254,944.99</b>	<b>0.00</b>	<b>5,000,000,000.00</b>
39	247ka	2074/09/18	2075/03/19	0	3,000,000,000.00		3,000,000,000.00	141,684,300.00	-70,842,150.00	70,842,150.00	2,929,157,850.00	3,000,000,000.00
	<b>Sub-total</b>				<b>3,000,000,000.00</b>	<b>0.00</b>	<b>3,000,000,000.00</b>	<b>141,684,300.00</b>	<b>-70,842,150.00</b>	<b>70,842,150.00</b>	<b>2,929,157,850.00</b>	<b>3,000,000,000.00</b>
40	251ka	2074/12/20	2075/06/16	0	3,000,000,000.00		3,000,000,000.00	75,015,820.00	0.00	75,015,820.00	0.00	3,000,000,000.00
	<b>Sub-total</b>				<b>3,000,000,000.00</b>	<b>0.00</b>	<b>3,000,000,000.00</b>	<b>75,015,820.00</b>	<b>0.00</b>	<b>75,015,820.00</b>	<b>0.00</b>	<b>3,000,000,000.00</b>

Government of Nepal  
Ministry of Finance  
Financial Comptroller General Office  
Debt Management Section  
**Financial Statement of Domestic Borrowing (Loanwise)**

Fiscal Year: 2074/75

**Treasury Bills**

S.N.	LoanCode	Date Of Issue	Date Of Payment	Interest Rate %	Opening loan balance	New loan issue in current Fiscal Year	Total Loan	Discount/ Interest	Adjustment	Payment during current fiscal year		Outstanding loan upto the end of current Fiscal Year
										Interest	Principal	
<b>Treasury Bills-182 days discount based</b>												
41	252ka	2074/12/27	2075/06/23	0	0.00	1,898,680,000.00	1,898,680,000.00	48,239,582.48	0.00	0.00	0.00	1,898,680,000.00
					0.00	1,898,680,000.00	1,898,680,000.00	48,239,582.48	0.00	0.00	0.00	1,898,680,000.00
					0.00	2,470,000,000.00	2,470,000,000.00	58,994,970.00	0.00	0.00	0.00	2,470,000,000.00
42	256ka	2075/02/15	2075/08/11	0	0.00	2,470,000,000.00	2,470,000,000.00	58,994,970.00	0.00	0.00	0.00	2,470,000,000.00
					0.00	2,470,000,000.00	2,470,000,000.00	58,994,970.00	0.00	0.00	0.00	2,470,000,000.00
					0.00	2,470,000,000.00	2,470,000,000.00	58,994,970.00	0.00	0.00	0.00	2,470,000,000.00
					24,358,425,000.00	14,085,255,000.00	38,443,680,000.00	1,412,854,108.29	-84,755,450.00	4,915,244,550.00	5,540,568,580.81	33,443,680,000.00
					24,358,425,000.00	14,085,255,000.00	38,443,680,000.00	1,412,854,108.29	-84,755,450.00	4,915,244,550.00	5,540,568,580.81	33,443,680,000.00
<b>Treasury Bills-91 days discount based</b>												
43	1368	2074/03/27	2074/06/24	0	600,000,000.00	600,000,000.00	600,000,000.00	135,000.00	0.00	135,000.00	0.00	600,000,000.00
					600,000,000.00	600,000,000.00	600,000,000.00	135,000.00	0.00	135,000.00	0.00	600,000,000.00
1381	2074/06/24	2074/09/25		0	600,000,000.00	600,000,000.00	600,000,000.00	2,596,200.00	0.00	2,596,200.00	0.00	600,000,000.00
					600,000,000.00	600,000,000.00	600,000,000.00	2,596,200.00	0.00	2,596,200.00	0.00	600,000,000.00
1394	2074/09/25	2074/12/27		0	600,000,000.00	1,000,000,000.00	1,600,000,000.00	15,244,755.00	0.00	15,244,755.00	0.00	1,600,000,000.00
					600,000,000.00	1,000,000,000.00	1,600,000,000.00	15,244,755.00	0.00	15,244,755.00	0.00	1,600,000,000.00
1407	2074/12/27	2075/03/26		0	1,600,000,000.00	1,400,000,000.00	3,000,000,000.00	75,643,920.00	0.00	37,821,960.00	2,000,000,000.00	1,000,000,000.00
					1,600,000,000.00	1,400,000,000.00	3,000,000,000.00	75,643,920.00	0.00	37,821,960.00	2,000,000,000.00	1,000,000,000.00
					600,000,000.00	2,400,000,000.00	3,000,000,000.00	93,619,875.00	0.00	55,797,915.00	2,000,000,000.00	1,000,000,000.00
					600,000,000.00	2,400,000,000.00	3,000,000,000.00	93,619,875.00	0.00	55,797,915.00	2,000,000,000.00	1,000,000,000.00
44	1356	2074/01/05	2074/04/03	0	3,000,000,000.00	3,000,000,000.00	3,000,000,000.00	3,421,080.00	0.00	3,421,080.00	0.00	3,000,000,000.00
					3,000,000,000.00	3,000,000,000.00	3,000,000,000.00	3,421,080.00	0.00	3,421,080.00	0.00	3,000,000,000.00
1369	2074/04/03	2074/06/31		0	3,000,000,000.00	3,000,000,000.00	3,000,000,000.00	3,813,540.00	0.00	3,813,540.00	0.00	3,000,000,000.00
					3,000,000,000.00	3,000,000,000.00	3,000,000,000.00	3,813,540.00	0.00	3,813,540.00	0.00	3,000,000,000.00
1382	2074/06/31	2074/10/02		0	3,000,000,000.00	3,000,000,000.00	3,000,000,000.00	11,205,700.00	0.00	11,205,700.00	0.00	3,000,000,000.00
					3,000,000,000.00	3,000,000,000.00	3,000,000,000.00	11,205,700.00	0.00	11,205,700.00	0.00	3,000,000,000.00
1395	2074/10/02	2075/01/04		0	3,000,000,000.00	3,000,000,000.00	3,000,000,000.00	26,470,800.00	0.00	26,470,800.00	0.00	3,000,000,000.00
					3,000,000,000.00	3,000,000,000.00	3,000,000,000.00	26,470,800.00	0.00	26,470,800.00	0.00	3,000,000,000.00
1408	2075/01/04	2075/04/01		0	3,000,000,000.00	3,000,000,000.00	3,000,000,000.00	38,133,560.00	0.00	38,133,560.00	0.00	3,000,000,000.00
					3,000,000,000.00	3,000,000,000.00	3,000,000,000.00	38,133,560.00	0.00	38,133,560.00	0.00	3,000,000,000.00
					0.00	0.00	3,000,000,000.00	83,044,680.00	0.00	44,911,120.00	0.00	3,000,000,000.00
					0.00	0.00	3,000,000,000.00	83,044,680.00	0.00	44,911,120.00	0.00	3,000,000,000.00



Government of Nepal  
Ministry of Finance  
Financial Comptroller General Office  
Debt Management Section  
**Financial Statement of Domestic Borrowing (Loanwise)**

Fiscal Year: 2074/75

**Treasury Bills**

S.N.	Loan Code	Date Of Issue	Date Of Payment	Interest Rate %	Opening loan balance	New loan issue in current Fiscal Year	Total Loan	Discoun/ Interest	Adjustment	Payment during current fiscal year		Outstanding loan upto the end of current Fiscal Year
										Interest	Principal	
<b>Treasury Bills-91 days discount based</b>												
45		207400112	20740410	0	5,500,000,000.00		5,500,000,000.00	12,464,440.00	0.00	12,464,440.00		5,500,000,000.00
	1370	20740410	20740707	0	5,500,000,000.00		5,500,000,000.00	8,193,880.01	0.00	8,193,880.01		5,500,000,000.00
	1383	20740707	20741009	0	5,500,000,000.00		5,500,000,000.00	23,275,550.00	0.00	23,275,550.00		5,500,000,000.00
	1396	20741009	20750111	0	5,500,000,000.00		5,500,000,000.00	49,840,070.00	0.00	49,840,070.00		5,500,000,000.00
	1409	20750111	20750408	0	5,500,000,000.00		5,500,000,000.00	71,241,390.00	0.00		0.00	5,500,000,000.00
				<b>Sub-total</b>	<b>5,500,000,000.00</b>	<b>0.00</b>	<b>5,500,000,000.00</b>	<b>165,015,330.01</b>	<b>0.00</b>	<b>93,773,940.01</b>	<b>0.00</b>	<b>5,500,000,000.00</b>
46		207400119	20740417	0	250,100,000.00		250,100,000.00	661,118.60	0.00	661,118.60		250,100,000.00
	1371	20740417	20740714	0	250,100,000.00		250,100,000.00	299,874.80	0.00	299,874.80		250,100,000.00
	1384	20740714	20741016	0	250,100,000.00	1,749,900,000.00	2,000,000,000.00	11,214,810.00	0.00	11,214,810.00		2,000,000,000.00
	1397	20741017	20750118	0	2,000,000,000.00		2,000,000,000.00	21,914,430.00	0.00	21,914,430.00		2,000,000,000.00
	1410	20750119	20750415	0	2,000,000,000.00		2,000,000,000.00	24,476,040.00	0.00		0.00	2,000,000,000.00
				<b>Sub-total</b>	<b>250,100,000.00</b>	<b>1,749,900,000.00</b>	<b>2,000,000,000.00</b>	<b>58,566,273.40</b>	<b>0.00</b>	<b>34,090,233.40</b>	<b>0.00</b>	<b>2,000,000,000.00</b>
47		207400126	20740424	0	250,100,000.00		250,100,000.00	921,868.60	0.00	921,868.60		250,100,000.00
	1372	20740425	20740721	0	250,100,000.00		250,100,000.00	203,836.50	0.00	203,836.50		250,100,000.00
	1385	20740721	20741023	0	250,100,000.00	1,659,900,000.00	1,910,000,000.00	15,383,160.00	0.00	15,383,160.00		1,910,000,000.00
	1398	20741023	20750125	0	1,910,000,000.00		1,910,000,000.00	22,110,430.00	0.00	22,110,430.00		1,910,000,000.00
	1411	20750125	20750422	0	1,910,000,000.00		1,910,000,000.00	23,482,945.02	0.00		0.00	1,910,000,000.00
				<b>Sub-total</b>	<b>250,100,000.00</b>	<b>1,659,900,000.00</b>	<b>1,910,000,000.00</b>	<b>62,102,240.12</b>	<b>0.00</b>	<b>38,619,295.10</b>	<b>0.00</b>	<b>1,910,000,000.00</b>

Government of Nepal  
 Ministry of Finance  
 Financial Comptroller General Office  
 Debt Management Section  
**Financial Statement of Domestic Borrowing (Loanwise)**

Fiscal Year: 2074/75

**Treasury Bills**

S.N.	LoanCode	Date Of Issue	Date Of Payment	Interest Rate %	Opening loan balance	New loan issue in current Fiscal Year	Total Loan	Discount/ Interest	Adjustment	Payment during current fiscal year		Outstanding loan upto the end of current Fiscal Year	
										Interest	Principal		Total
48	<b>Treasury Bills-91 Aps. Discount based</b>												
1360	20740202	20740431	0	0	770,000,000.00	770,000,000.00	2,551,830.00	0.00	2,551,830.00	0.00	2,551,830.00	770,000,000.00	
1373	20740431	20740728	0	0	770,000,000.00	770,000,000.00	919,350.00	0.00	919,350.00	0.00	919,350.00	770,000,000.00	
1386	20740728	20741101	0	0	770,000,000.00	1,760,000,000.00	25,832,945.00	0.00	25,832,945.00	0.00	25,832,945.00	2,530,000,000.00	
1399	20741102	20750201	0	0	2,530,000,000.00	2,530,000,000.00	28,100,125.00	0.00	28,100,125.00	0.00	28,100,125.00	2,530,000,000.00	
1412	20750201	20750429	0	0	2,530,000,000.00	2,530,000,000.00	28,537,120.00	0.00	28,537,120.00	0.00	28,537,120.00	2,530,000,000.00	
					<b>Sub-total</b>	<b>770,000,000.00</b>	<b>2,530,000,000.00</b>	<b>85,941,370.00</b>	<b>0.00</b>	<b>85,941,370.00</b>	<b>0.00</b>	<b>57,404,250.00</b>	<b>2,530,000,000.00</b>
49	1361	20740209	20740506	0	250,000,000.00	250,000,000.00	735,250.00	0.00	735,250.00	0.00	735,250.00	250,000,000.00	
1374	20740506	20740805	0	0	250,000,000.00	250,000,000.00	198,530.00	0.00	198,530.00	0.00	198,530.00	250,000,000.00	
1387	20740805	20741108	0	0	250,000,000.00	1,750,000,000.00	23,948,391.50	0.00	23,948,391.50	0.00	23,948,391.50	2,000,000,000.00	
1400	20741108	20750208	0	0	2,000,000,000.00	2,000,000,000.00	22,350,400.00	0.00	22,350,400.00	0.00	22,350,400.00	2,000,000,000.00	
1413	20750208	20750505	0	0	2,000,000,000.00	2,000,000,000.00	22,096,540.00	0.00	22,096,540.00	0.00	22,096,540.00	2,000,000,000.00	
					<b>Sub-total</b>	<b>250,000,000.00</b>	<b>1,750,000,000.00</b>	<b>69,229,111.50</b>	<b>0.00</b>	<b>69,229,111.50</b>	<b>0.00</b>	<b>47,232,571.50</b>	<b>2,000,000,000.00</b>
50	1363	20740223	20740520	0	2,130,000,000.00	2,130,000,000.00	5,359,810.00	0.00	5,359,810.00	0.00	5,359,810.00	2,130,000,000.00	
1376	20740521	20740819	0	0	2,130,000,000.00	2,130,000,000.00	2,650,600.00	0.00	2,650,600.00	0.00	2,650,600.00	2,130,000,000.00	
1389	20740819	20741122	0	0	2,130,000,000.00	1,000,000,000.00	45,710,526.00	0.00	45,710,526.00	0.00	45,710,526.00	3,130,000,000.00	
1402	20741122	20750222	0	0	3,130,000,000.00	3,130,000,000.00	37,539,690.00	0.00	37,539,690.00	0.00	37,539,690.00	3,130,000,000.00	
1415	20750222	20750519	0	0	3,130,000,000.00	3,130,000,000.00	33,061,670.00	0.00	33,061,670.00	0.00	33,061,670.00	3,130,000,000.00	
					<b>Sub-total</b>	<b>2,130,000,000.00</b>	<b>1,000,000,000.00</b>	<b>124,342,296.00</b>	<b>0.00</b>	<b>124,342,296.00</b>	<b>0.00</b>	<b>91,280,626.00</b>	<b>3,130,000,000.00</b>

Government of Nepal  
Ministry of Finance  
Financial Comptroller General Office  
Debt Management Section

**Financial Statement of Domestic Borrowing (Loanwise)**

Fiscal Year: 2074/75

**Treasury Bills**

S.N.	Loan Code	Date Of Issue	Date Of Payment	Interest Rate %	Opening loan balance	New loan issue in current Fiscal Year	Total Loan	Discount/ Interest	Adjustment	Payment during current fiscal year		Outstanding loan upto the end of current Fiscal Year
										Interest	Principal	
<i>Treasury Bills-91 days discount based</i>												
51	1364	2074/02/30	2074/05/27	0	2,500,000,000.00	4,781,700.00	2,500,000,000.00	4,781,700.00	0.00	4,781,700.00	0.00	2,500,000,000.00
	1377	2074/05/27	2074/08/26	0	2,500,000,000.00	7,269,340.00	2,500,000,000.00	7,269,340.00	0.00	3,634,670.00	1,000,000,000.00	1,500,000,000.00
	1390	2074/08/26	2074/11/29	0	1,500,000,000.00	33,719,910.00	2,260,000,000.00	33,719,910.00	0.00	33,719,910.00	0.00	2,260,000,000.00
	1403	2074/11/29	2075/02/29	0	2,260,000,000.00	27,608,589.99	2,260,000,000.00	27,608,589.99	0.00	27,608,589.99	0.00	2,260,000,000.00
	1416	2075/02/29	2075/05/26	0	2,260,000,000.00	23,633,160.00	2,260,000,000.00	23,633,160.00	0.00	0.00	0.00	2,260,000,000.00
				<b>Sub-total</b>	<b>2,500,000,000.00</b>	<b>768,000,000.00</b>	<b>3,260,000,000.00</b>	<b>97,012,699.99</b>	<b>0.00</b>	<b>69,744,869.99</b>	<b>1,000,000,000.00</b>	<b>2,260,000,000.00</b>
52	1365	2074/03/06	2074/06/03	0	8,230,000,000.00	13,334,350.00	8,230,000,000.00	13,334,350.00	0.00	13,334,350.00	0.00	8,230,000,000.00
	1378	2074/06/04	2074/09/04	0	8,230,000,000.00	17,537,940.00	8,230,000,000.00	17,537,940.00	0.00	17,537,940.00	0.00	8,230,000,000.00
	1391	2074/09/04	2074/12/06	0	8,230,000,000.00	122,791,600.00	8,230,000,000.00	122,791,600.00	0.00	122,791,600.00	0.00	8,230,000,000.00
	1404	2074/12/06	2075/03/05	0	8,230,000,000.00	99,814,780.00	8,230,000,000.00	99,814,780.00	0.00	99,814,780.00	0.00	8,230,000,000.00
				<b>Sub-total</b>	<b>8,230,000,000.00</b>	<b>253,478,670.00</b>	<b>8,230,000,000.00</b>	<b>253,478,670.00</b>	<b>0.00</b>	<b>253,478,670.00</b>	<b>0.00</b>	<b>8,230,000,000.00</b>
53	1367	2074/03/20	2074/06/17	0	560,000,000.00	570,715.00	560,000,000.00	570,715.00	0.00	570,715.00	0.00	560,000,000.00
	1380	2074/06/17	2074/09/18	0	560,000,000.00	2,867,650.00	560,000,000.00	2,867,650.00	0.00	2,867,650.00	0.00	560,000,000.00
	1393	2074/09/18	2074/12/20	0	560,000,000.00	5,804,960.00	560,000,000.00	5,804,960.00	0.00	5,804,960.00	0.00	560,000,000.00
	1406	2074/12/20	2075/03/19	0	560,000,000.00	50,338,960.00	2,000,000,000.00	50,338,960.00	0.00	25,169,480.00	1,000,000,000.00	1,000,000,000.00
				<b>Sub-total</b>	<b>560,000,000.00</b>	<b>1,440,000,000.00</b>	<b>2,000,000,000.00</b>	<b>59,582,285.00</b>	<b>0.00</b>	<b>34,412,805.00</b>	<b>1,000,000,000.00</b>	<b>1,000,000,000.00</b>

Government of Nepal  
Ministry of Finance  
Financial Comptroller General Office  
Debt Management Section

**Financial Statement of Domestic Borrowing (Loanwise)**

Fiscal Year: 2074/75

**Treasury Bills**

S.N.	LoanCode	Date Of Issue	Date Of Payment	Interest Rate %	Opening loan balance	New loan issue in current Fiscal Year	Total Loan	Discount/ Interest	Adjustment	Payment during current fiscal year		Outstanding loan upto the end of current Fiscal Year
										Interest	Principal	
<b>Treasury Bills-91 days discount based</b>												
54	1362	2074/02/16	2074/05/13	0	3,233,200,000.00	0.00	3,233,200,000.00	9,468,228.00	0.00	9,468,228.00	0.00	3,233,200,000.00
	1375	2074/05/14	2074/08/12	0	3,233,200,000.00	0.00	3,233,200,000.00	6,392,252.80	0.00	3,196,126.40	1,000,000,000.00	2,233,200,000.00
	1388	2074/08/12	2074/11/05	0	2,233,200,000.00	0.00	2,233,200,000.00	27,479,726.00	0.00	27,479,726.00	0.00	2,233,200,000.00
	1401	2074/11/15	2075/02/15	0	2,233,200,000.00	0.00	2,233,200,000.00	25,210,965.60	0.00	25,210,965.60	0.00	2,233,200,000.00
	1414	2075/02/15	2075/05/12	0	2,233,200,000.00	0.00	2,233,200,000.00	24,261,080.40	0.00	0.00	0.00	2,233,200,000.00
				<b>Sub-total</b>	<b>3,233,200,000.00</b>	<b>0.00</b>	<b>3,233,200,000.00</b>	<b>92,812,252.80</b>	<b>0.00</b>	<b>65,355,046.00</b>	<b>1,000,000,000.00</b>	<b>2,233,200,000.00</b>
55	1366	2074/03/13	2074/06/10	0	9,000,000,000.00	0.00	9,000,000,000.00	18,556,030.00	0.00	18,556,030.00	0.00	9,000,000,000.00
	1379	2074/06/10	2074/09/11	0	9,000,000,000.00	0.00	9,000,000,000.00	28,670,425.00	0.00	28,670,425.00	0.00	9,000,000,000.00
	1392	2074/09/11	2074/12/13	0	9,000,000,000.00	0.00	9,000,000,000.00	268,560,000.00	0.00	134,280,000.00	4,970,000,000.00	4,030,000,000.00
	1405	2074/12/13	2075/03/12	0	4,030,000,000.00	0.00	4,030,000,000.00	49,646,080.00	0.00	49,646,080.00	0.00	4,030,000,000.00
				<b>Sub-total</b>	<b>9,000,000,000.00</b>	<b>0.00</b>	<b>9,000,000,000.00</b>	<b>365,432,535.00</b>	<b>0.00</b>	<b>231,152,535.00</b>	<b>4,970,000,000.00</b>	<b>4,030,000,000.00</b>
<b>Total of Treasury Bills-91 days discount based</b>					<b>36,273,400,000.00</b>	<b>12,519,800,000.00</b>	<b>48,793,200,000.00</b>	<b>1,610,279,618.82</b>	<b>0.00</b>	<b>1,117,253,877.00</b>	<b>9,970,000,000.00</b>	<b>38,823,200,000.00</b>
<b>Total of 91 days treasury bills</b>					<b>36,273,400,000.00</b>	<b>12,519,800,000.00</b>	<b>48,793,200,000.00</b>	<b>1,610,279,618.82</b>	<b>0.00</b>	<b>1,117,253,877.00</b>	<b>9,970,000,000.00</b>	<b>38,823,200,000.00</b>

Government of Nepal  
 Ministry of Finance  
 Financial Comptroller General Office  
 Debt Management Section

**Financial Statement of Domestic Borrowing (Loanwise)**

Fiscal Year: 2074/75

**Treasury Bills**

S.N.	LoanCode	Date Of Issue	Date Of Payment	Interest Rate %	Opening loan balance	New loan issue in current Fiscal Year	Total Loan	Discount/ Interest	Adjustment	Payment during current fiscal year		Outstanding loan upto the end of current Fiscal Year	
										Interest	Principal		Total
56	<i>Treasury Bills-28 days discount based</i>												
239	2074/04/25	2074/05/20	0	0.00	2,000,000,000.00	2,000,000,000.00	373,850.00	0.00	373,850.00	0.00	373,850.00	2,000,000,000.00	
241	2074/05/21	2074/06/17	0	2,000,000,000.00	2,000,000,000.00	2,000,000,000.00	481,500.00	0.00	481,500.00	0.00	481,500.00	2,000,000,000.00	
243	2074/06/17	2074/07/14	0	2,000,000,000.00	2,000,000,000.00	2,000,000,000.00	1,859,400.00	0.00	1,859,400.00	0.00	1,859,400.00	2,000,000,000.00	
245	2074/07/14	2074/08/12	0	2,000,000,000.00	2,000,000,000.00	2,000,000,000.00	2,915,750.00	0.00	2,915,750.00	0.00	2,915,750.00	2,000,000,000.00	
249	2074/08/12	2074/09/11	0	2,000,000,000.00	2,000,000,000.00	2,000,000,000.00	7,505,960.00	0.00	7,505,960.00	0.00	7,505,960.00	2,000,000,000.00	
253	2074/09/11	2074/10/09	0	2,000,000,000.00	2,000,000,000.00	2,000,000,000.00	7,127,000.00	0.00	7,127,000.00	0.00	7,127,000.00	2,000,000,000.00	
257	2074/10/09	2074/11/08	0	2,000,000,000.00	2,000,000,000.00	2,000,000,000.00	9,591,640.00	-4,795,820.00	4,795,820.00	1,995,204,180.00	1,995,204,180.00	2,000,000,000.00	
				<b>Sub-total</b>	<b>0.00</b>	<b>2,000,000,000.00</b>	<b>29,855,100.00</b>	<b>-4,795,820.00</b>	<b>25,059,280.00</b>	<b>0.00</b>	<b>1,995,204,180.00</b>	<b>2,020,263,460.00</b>	
57	2074/04/31	2074/05/27	0	0.00	3,000,000,000.00	3,000,000,000.00	537,000.00	0.00	537,000.00	0.00	537,000.00	3,000,000,000.00	
242	2074/05/27	2074/06/24	0	3,000,000,000.00	3,000,000,000.00	3,000,000,000.00	866,790.00	0.00	866,790.00	0.00	866,790.00	3,000,000,000.00	
244	2074/06/24	2074/07/21	0	3,000,000,000.00	3,000,000,000.00	3,000,000,000.00	2,407,150.00	0.00	2,407,150.00	0.00	2,407,150.00	3,000,000,000.00	
246	2074/07/21	2074/08/19	0	3,000,000,000.00	3,000,000,000.00	3,000,000,000.00	1,821,000.00	0.00	1,821,000.00	0.00	1,821,000.00	3,000,000,000.00	
250	2074/08/19	2074/09/18	0	3,000,000,000.00	3,000,000,000.00	3,000,000,000.00	11,615,105.00	0.00	11,615,105.00	0.00	11,615,105.00	3,000,000,000.00	
254	2074/09/18	2074/10/16	0	3,000,000,000.00	3,000,000,000.00	3,000,000,000.00	9,213,000.00	0.00	9,213,000.00	0.00	9,213,000.00	3,000,000,000.00	
258	2074/10/17	2074/11/15	0	3,000,000,000.00	3,000,000,000.00	3,000,000,000.00	7,763,220.00	0.00	7,763,220.00	0.00	7,763,220.00	3,000,000,000.00	
260	2074/11/15	2074/12/13	0	3,000,000,000.00	3,000,000,000.00	3,000,000,000.00	10,355,820.00	0.00	10,355,820.00	0.00	10,355,820.00	3,000,000,000.00	
262	2074/12/13	2075/01/11	0	3,000,000,000.00	3,000,000,000.00	3,000,000,000.00	10,605,300.00	0.00	10,605,300.00	0.00	10,605,300.00	3,000,000,000.00	
264	2075/01/11	2075/02/08	0	3,000,000,000.00	3,000,000,000.00	3,000,000,000.00	11,450,560.00	0.00	11,450,560.00	0.00	11,450,560.00	3,000,000,000.00	
266	2075/02/08	2075/03/05	0	3,000,000,000.00	3,000,000,000.00	3,000,000,000.00	20,929,260.00	-10,464,630.00	10,464,630.00	2,989,535,370.00	2,989,535,370.00	3,000,000,000.00	
				<b>Sub-total</b>	<b>0.00</b>	<b>3,000,000,000.00</b>	<b>87,564,205.00</b>	<b>-10,464,630.00</b>	<b>77,099,575.00</b>	<b>0.00</b>	<b>2,989,535,370.00</b>	<b>3,066,634,945.00</b>	
				<b>Sub-total</b>	<b>0.00</b>	<b>3,000,000,000.00</b>	<b>87,564,205.00</b>	<b>-10,464,630.00</b>	<b>77,099,575.00</b>	<b>0.00</b>	<b>2,989,535,370.00</b>	<b>3,066,634,945.00</b>	

Government of Nepal  
Ministry of Finance  
Financial Comptroller General Office  
Debt Management Section

**Financial Statement of Domestic Borrowing (Loanwise)**

Fiscal Year: 2074/75

**Treasury Bills**

S.N.	LoanCode	Date Of Issue	Date Of Payment	Interest Rate %	Opening loan balance	New loan issue in current Fiscal Year	Total Loan	Discount/ Interest	Adjustment	Payment during current fiscal year		Outstanding loan upto the end of current Fiscal Year
										Interest	Principal	
<b>Treasury Bills-28 days (discount based)</b>												
58		2074/07/28	2074/08/26	0	0.00	250,000,000.00	250,000,000.00	548,550.00	0.00	548,550.00	548,550.00	250,000,000.00
	247											250,000,000.00
	251	2074/08/26	2074/09/25	0	250,000,000.00	3,000,000,000.00	3,250,000,000.00	13,770,345.00	0.00	13,770,345.00	13,770,345.00	3,250,000,000.00
	255	2074/09/25	2074/10/23	0	3,250,000,000.00	3,250,000,000.00	3,250,000,000.00	8,071,800.00	0.00	8,071,800.00	8,071,800.00	3,250,000,000.00
	259	2074/10/23	2074/11/22	0	3,250,000,000.00	3,250,000,000.00	3,250,000,000.00	11,273,975.00	0.00	11,273,975.00	11,273,975.00	3,250,000,000.00
	261	2074/11/22	2074/12/20	0	3,250,000,000.00	3,250,000,000.00	3,250,000,000.00	11,826,070.00	0.00	11,826,070.00	11,826,070.00	3,250,000,000.00
	263	2074/12/20	2075/01/18	0	3,250,000,000.00	3,250,000,000.00	3,250,000,000.00	11,876,530.00	0.00	11,876,530.00	11,876,530.00	3,250,000,000.00
	265	2075/01/19	2075/02/15	0	3,250,000,000.00	3,250,000,000.00	3,250,000,000.00	11,026,600.00	0.00	11,026,600.00	11,026,600.00	3,250,000,000.00
	267	2075/02/15	2075/03/12	0	3,250,000,000.00	3,250,000,000.00	3,250,000,000.00	11,327,450.00	0.00	11,327,450.00	11,327,450.00	3,250,000,000.00
						<b>Sub-total</b>	<b>3,250,000,000.00</b>	<b>79,721,320.00</b>	<b>0.00</b>	<b>79,721,320.00</b>	<b>0.00</b>	<b>3,250,000,000.00</b>
59		2074/08/05	2074/09/04	0	0.00	2,750,000,000.00	2,750,000,000.00	8,994,780.00	0.00	8,994,780.00	8,994,780.00	2,750,000,000.00
	248											2,750,000,000.00
	252	2074/09/04	2074/10/02	0	2,750,000,000.00	2,750,000,000.00	2,750,000,000.00	11,651,750.00	0.00	11,651,750.00	11,651,750.00	2,750,000,000.00
	256	2074/10/02	2074/11/01	0	2,750,000,000.00	2,750,000,000.00	2,750,000,000.00	13,260,430.00	-6,630,215.00	6,630,215.00	2,743,369,785.00	2,750,000,000.00
						<b>Sub-total</b>	<b>2,750,000,000.00</b>	<b>33,906,960.00</b>	<b>-6,630,215.00</b>	<b>27,276,745.00</b>	<b>2,743,369,785.00</b>	<b>2,770,646,530.00</b>
						<b>Total of Treasury Bills-28 days discount based</b>	<b>11,000,000,000.00</b>	<b>231,047,585.00</b>	<b>-21,890,665.00</b>	<b>209,156,920.00</b>	<b>7,728,109,335.00</b>	<b>3,250,000,000.00</b>
						<b>Total of 28 days treasury bills</b>	<b>11,000,000,000.00</b>	<b>231,047,585.00</b>	<b>-21,890,665.00</b>	<b>209,156,920.00</b>	<b>7,728,109,335.00</b>	<b>3,250,000,000.00</b>
						<b>Grand Total</b>	<b>110,409,257,474.25</b>	<b>71,958,680,000.00</b>	<b>182,367,937,474.25</b>	<b>2,970,761,810.40</b>	<b>40,012,514,440.40</b>	<b>144,847,937,474.25</b>

Government of Nepal  
Ministry of Finance  
Financial Comptroller General Office  
Debt Management Section  
**Financial Statement of Domestic Borrowing (Loanwise)**

Fiscal Year: 2074/75

***Rastriya Bachat Patra***

S.N.	Loan Code	Date Of Issue	Date Of Payment	Interest Rate %	Opening loan balance	New loan issue in current Fiscal Year	Total Loan	Payment during current fiscal year		Adjustment	Outstanding loan upto the end of current Fiscal Year
								Interest	Principal		
1	2072	2067/10/06	2072/10/06	9.75	0.00	0.00	0.00	0.00	0.00	0	0.00
2	2073	2068/03/26	2073/03/26	10	0.00	0.00	0.00	0.00	0.00	0	0.00
3	2072ka	2068/12/29	2072/12/29	9	0.00	0.00	0.00	0.00	0.00	0	0.00
4	2073ka	2069/03/20	2073/03/20	9	0.00	0.00	0.00	0.00	0.00	0	0.00
5	2075	2070/09/18	2075/09/18	8	906,480,000.00	906,480,000.00	906,480,000.00	72,518,400.00	72,518,400.00	0	906,480,000.00
				Total	906,480,000.00	906,480,000.00	906,480,000.00	72,518,400.00	72,518,400.00	0	906,480,000.00

Government of Nepal  
Ministry of Finance  
Financial Comptroller General Office  
Debt Management Section

**Financial Statement of Domestic Borrowing (Loanwise)**

Fiscal Year: 2074/75

*Nagarik Bachat Patra*

S.N.	Loan Code	Date Of Issue	Date Of Payment	Interest Rate %	Opening loan balance	New loan issue in current Fiscal Year	Total Loan	Payment during current fiscal year		Adjustment	Outstanding loan upto the end of current Fiscal Year
								Interest	Principal		
1	2072	2062/11/23	2072/11/23	6	0.00	0.00	0.00	0.00	0.00	0	0.00
2	2075	2063/10/03	2075/10/03	6	340,180,000.00	340,180,000.00	20,410,800.00	20,410,800.00	0	0	340,180,000.00
3	2071	2064/07/21	2071/07/21	6.5	0.00	0.00	0.00	0.00	0.00	0	0.00
4	2071ka	2064/09/09	2071/09/09	6.5	0.00	0.00	0.00	0.00	0.00	0	0.00
5	2069	2065/03/15	2069/03/15	7.75	0.00	0.00	0.00	0.00	0.00	0	0.00
6	2070	2065/09/28	2070/09/28	8	0.00	0.00	0.00	0.00	0.00	0	0.00
7	2071kha	2066/03/24	2071/03/24	9	0.00	0.00	0.00	0.00	0.00	0	0.00
8	2069ka	2066/11/20	2069/11/20	9.5	0.00	0.00	0.00	0.00	0.00	0	0.00
9	2070 ka	2067/02/20	2070/02/20	9.5	0.00	0.00	0.00	0.00	0.00	0	0.00
10	2074	2069/01/28	2074/01/28	9.5	0.00	0.00	0.00	0.00	0.00	0	0.00
11	2077	2072/03/01	2077/03/01	8	2,339,430,000.00	2,339,430,000.00	187,154,400.00	187,154,400.00	0	0	2,339,430,000.00
12	2077ka	2072/12/28	2077/12/28	8	5,000,000,000.00	5,000,000,000.00	400,000,000.00	400,000,000.00	0	0	5,000,000,000.00
13	2078	2073/11/27	2078/11/27	8.5	204,430,000.00	204,430,000.00	17,376,550.00	17,376,550.00	0	0	204,430,000.00
14	2079	2074/02/19	2079/02/19	8.5	81,230,000.00	81,230,000.00	6,904,550.00	6,904,550.00	0	0	81,230,000.00
15	2079ka	2074/08/06	2079/08/06	8.5	239,220,000.00	239,220,000.00	11,152,378.80	11,152,378.80	0	0	239,220,000.00
16	2079kha	2074/12/26	2079/12/26	9	342,370,000.00	342,370,000.00	1,507,872.50	1,507,872.50	0	0	342,370,000.00



Government of Nepal  
Ministry of Finance  
Financial Comptroller General Office  
Debt Management Section  
**Financial Statement of Domestic Borrowing (Loanwise)**

Fiscal Year: 2074/75

*Nagarik Bachat Patra*

S.N.	Loan Code	Date Of Issue	Date Of Payment	Interest Rate %	Opening loan balance	New loan issue in current Fiscal Year	Total Loan	Payment during current fiscal year		Adjustment	Outstanding loan upto the end of current Fiscal Year
								Interest	Principal		
17	2080	2075/02/28	2080/02/28	9	7,965,270,000.00	169,480,000.00	169,480,000.00	755,392.50	755,392.50	0	169,480,000.00
				Total	7,965,270,000.00	751,070,000.00	8,716,340,000.00	645,261,943.80	645,261,943.80	0	8,716,340,000.00

Government of Nepal  
Ministry of Finance  
Financial Comptroller General Office  
Debt Management Section  
**Financial Statement of Domestic Borrowing (Loanwise)**

Fiscal Year: 2074/75

**Development Bond**

S.N.	Loan Code	Date Of Issue	Date Of Payment	Interest Rate %	Opening loan balance	New loan issue in current Fiscal Year	Total Loan	Payment during current fiscal year		Adjustment	Outstanding loan upto the end of current Fiscal Year
								Interest	Principal		
1	2072	2060/03/20	2070/03/20	6.75	0.00	0.00	0.00	0.00	0.00	0	0.00
2	2071	2061/03/24	2071/03/24	5	0.00	0.00	0.00	0.00	0.00	0	0.00
3	2072	2062/11/09	2072/11/09	6	0.00	0.00	0.00	0.00	0.00	0	0.00
4	2075	2063/08/12	2075/08/12	6.5	1,200,000,000.00	0.00	1,200,000,000.00	78,000,000.00	0.00	0	1,200,000,000.00
5	2075ka	2063/11/29	2075/11/29	6.5	2,100,000,000.00	0.00	2,100,000,000.00	136,500,000.00	0.00	0	2,100,000,000.00
6	2076	2064/03/21	2076/03/21	6.5	2,200,000,000.00	0.00	2,200,000,000.00	143,000,000.00	0.00	0	2,200,000,000.00
7	2076ka	2064/07/29	2076/07/29	6.5	900,000,000.00	0.00	900,000,000.00	58,500,000.00	0.00	0	900,000,000.00
8	2076kha	2064/09/03	2076/09/03	6.5	1,040,000,000.00	0.00	1,040,000,000.00	67,600,000.00	0.00	0	1,040,000,000.00
9	2076ga	2064/09/23	2076/09/23	6.5	460,000,000.00	0.00	460,000,000.00	29,900,000.00	0.00	0	460,000,000.00
10	2072ka	2064/12/19	2072/12/19	7.5	0.00	0.00	0.00	0.00	0.00	0	0.00
11	2073	2065/03/30	2073/03/30	8	0.00	0.00	0.00	0.00	0.00	0	0.00
12	2071ka	2065/09/20	2071/09/20	8	0.00	0.00	0.00	0.00	0.00	0	0.00
13	2071kha	2066/03/16	2071/03/16	9	0.00	0.00	0.00	0.00	0.00	0	0.00
14	2073ka	2066/03/28	2073/03/28	9	0.00	0.00	0.00	0.00	0.00	0	0.00
15	2069	2066/10/28	2069/10/28	9	0.00	0.00	0.00	0.00	0.00	0	0.00
16	2072kha	2067/02/27	2072/02/27	9	0.00	0.00	0.00	0.00	0.00	0	0.00

Government of Nepal  
Ministry of Finance  
Financial Comptroller General Office  
Debt Management Section

**Financial Statement of Domestic Borrowing (Loanwise)**

Fiscal Year: 2074/75

**Development Bond**

S.N.	Loan Code	Date Of Issue	Date Of Payment	Interest Rate %	Opening loan balance	New loan issue in current Fiscal Year	Total Loan	Payment during current fiscal year		Adjustment	Outstanding loan upto the end of current Fiscal Year
								Interest	Principal		
17	2072ga	2067/03/17	2072/03/17	9	0.00	0.00	0.00	0.00	0.00	0	0.00
18	2072gha	2067/09/16	2072/09/16	9.5	0.00	0.00	0.00	0.00	0.00	0	0.00
19	2071ga	2068/02/19	2071/02/19	9.5	0.00	0.00	0.00	0.00	0.00	0	0.00
20	2070ka	2068/09/28	2070/09/28	8	0.00	0.00	0.00	0.00	0.00	0	0.00
21	2071gha	2068/12/22	2071/12/22	8.5	0.00	0.00	0.00	0.00	0.00	0	0.00
22	2072 Nga	2069/02/24	2072/02/24	8.5	0.00	0.00	0.00	0.00	0.00	0	0.00
23	2075 Kha	2070/08/06	2075/08/06	3.25	3,000,000,000.00	0.00	3,000,000,000.00	97,500,000.00	97,500,000.00	0	3,000,000,000.00
24	2077	2070/09/08	2077/09/08	3.49	6,000,000,000.00	0.00	6,000,000,000.00	209,400,000.00	209,400,000.00	0	6,000,000,000.00
25	2077ka	2072/02/17	2077/02/17	4	5,000,000,000.00	0.00	5,000,000,000.00	200,000,000.00	200,000,000.00	0	5,000,000,000.00
26	2079	2072/02/22	2079/02/22	3.44	5,000,000,000.00	0.00	5,000,000,000.00	172,000,000.00	172,000,000.00	0	5,000,000,000.00
27	2081	2072/02/29	2081/02/29	3.08	5,000,000,000.00	0.00	5,000,000,000.00	154,000,000.00	154,000,000.00	0	5,000,000,000.00
28	2082	2072/03/11	2082/03/11	2.99	10,000,000,000.00	0.00	10,000,000,000.00	299,000,000.00	299,000,000.00	0	10,000,000,000.00
29	2087	2072/03/18	2087/03/18	2.65	5,000,000,000.00	0.00	5,000,000,000.00	132,500,000.00	132,500,000.00	0	5,000,000,000.00
30	2080	2072/12/01	2080/12/01	3.97	12,000,000,000.00	0.00	12,000,000,000.00	476,400,000.00	476,400,000.00	0	12,000,000,000.00
31	2083	2072/12/19	2083/12/19	4.44	13,000,000,000.00	0.00	13,000,000,000.00	577,200,000.00	577,200,000.00	0	13,000,000,000.00
32	2085	2073/01/05	2085/01/05	4.74	13,000,000,000.00	0.00	13,000,000,000.00	616,200,000.00	616,200,000.00	0	13,000,000,000.00

Government of Nepal  
Ministry of Finance  
Financial Comptroller General Office  
Debt Management Section  
**Financial Statement of Domestic Borrowing (Loanwise)**

Fiscal Year: 2074/75

***Development Bond***

S.N.	Loan Code	Date Of Issue	Date Of Payment	Interest Rate %	Opening loan balance	New loan issue in current Fiscal Year	Total Loan	Payment during current fiscal year		Adjustment	Outstanding loan upto the end of current Fiscal Year
								Interest	Principal		
33	2086	2073/01/10	2086/01/10	4.94	13,000,000,000.00		13,000,000,000.00	642,200,000.00	642,200,000.00	0	13,000,000,000.00
34	2088	2073/01/17	2088/01/17	4.94	11,000,000,000.00		11,000,000,000.00	543,400,000.00	543,400,000.00	0	11,000,000,000.00
35	2079ka	2073/11/20	2079/11/20	3.98	7,000,000,000.00		7,000,000,000.00	278,600,000.00	278,600,000.00	0	7,000,000,000.00
36	2080ka	2073/12/09	2080/12/09	3.47	5,000,000,000.00		5,000,000,000.00	173,500,000.00	173,500,000.00	0	5,000,000,000.00
37	2086ka	2073/12/16	2086/12/16	3.84	5,000,000,000.00		5,000,000,000.00	192,000,000.00	192,000,000.00	0	5,000,000,000.00
38	2079kha	2074/01/06	2079/01/06	3.02	6,000,000,000.00		6,000,000,000.00	181,200,000.00	181,200,000.00	0	6,000,000,000.00
39	2080kha	2074/01/13	2080/01/13	3.08	5,000,000,000.00		5,000,000,000.00	154,000,000.00	154,000,000.00	0	5,000,000,000.00
40	2083ka	2074/01/20	2083/01/20	3.99	7,000,000,000.00		7,000,000,000.00	279,300,000.00	279,300,000.00	0	7,000,000,000.00
41	2089	2074/03/07	2089/03/07	4.99	6,000,000,000.00		6,000,000,000.00	299,400,000.00	299,400,000.00	0	6,000,000,000.00
42	2079ga	2074/03/14	2079/03/14	3.6	7,000,000,000.00		7,000,000,000.00	252,000,000.00	252,000,000.00	0	7,000,000,000.00
43	2080ga	2074/03/21	2080/03/21	3.56	7,000,000,000.00		7,000,000,000.00	249,200,000.00	249,200,000.00	0	7,000,000,000.00
44	2079gha	2074/04/23	2079/04/23	2.99	5,000,000,000.00	5,000,000,000.00	5,000,000,000.00	74,750,000.00	74,750,000.00	0	5,000,000,000.00
45	2084ka	2074/04/27	2084/04/27	3.83	5,000,000,000.00	5,000,000,000.00	5,000,000,000.00	95,750,000.00	95,750,000.00	0	5,000,000,000.00
46	2086kha	2074/04/32	2086/04/32	4.32	5,000,000,000.00	5,000,000,000.00	5,000,000,000.00	108,000,000.00	108,000,000.00	0	5,000,000,000.00
47	2089ka	2074/05/23	2089/05/23	4.99	5,000,000,000.00	5,000,000,000.00	5,000,000,000.00	124,750,000.00	124,750,000.00	0	5,000,000,000.00
48	2088ka	2074/05/26	2088/05/26	4.99	5,000,000,000.00	5,000,000,000.00	5,000,000,000.00	124,750,000.00	124,750,000.00	0	5,000,000,000.00

Government of Nepal  
Ministry of Finance  
Financial Comptroller General Office  
Debt Management Section

Annex-39

**Financial Statement of Domestic Borrowing (Loanwise)**

Fiscal Year: 2074/75

***Development Bond***

S.N.	Loan Code	Date Of Issue	Date Of Payment	Interest Rate %	Opening loan balance	New loan issue in current Fiscal Year	Total Loan	Payment during current fiscal year		Adjustment	Outstanding loan upto the end of current Fiscal Year	
								Interest	Principal			
49	2087ka	2074/05/28	2087/05/28	5.12	5,000,000,000.00	5,000,000,000.00	5,000,000,000.00	128,000,000.00	128,000,000.00	0	5,000,000,000.00	
50	2085ka	2074/05/30	2085/05/30	5.18	5,000,000,000.00	5,000,000,000.00	5,000,000,000.00	129,500,000.00	129,500,000.00	0	5,000,000,000.00	
51	2084kha	2074/06/02	2084/06/02	5.15	5,000,000,000.00	5,000,000,000.00	5,000,000,000.00	128,750,000.00	128,750,000.00	0	5,000,000,000.00	
52	2081ka	2074/07/06	2081/07/06	5	3,140,000,000.00	3,140,000,000.00	3,140,000,000.00	78,500,000.00	78,500,000.00	0	3,140,000,000.00	
53	2082ka	2074/07/13	2082/07/13	6	8,860,000,000.00	8,860,000,000.00	8,860,000,000.00	265,800,000.00	265,800,000.00	0	8,860,000,000.00	
54	2079nga	2074/07/17	2079/07/17	5.45	5,000,000,000.00	5,000,000,000.00	5,000,000,000.00	136,250,000.00	136,250,000.00	0	5,000,000,000.00	
55	2081kha	2074/07/20	2081/07/20	5.88	5,000,000,000.00	5,000,000,000.00	5,000,000,000.00	147,000,000.00	147,000,000.00	0	5,000,000,000.00	
56	2082kha	2074/07/24	2082/07/24	6.2	5,000,000,000.00	5,000,000,000.00	5,000,000,000.00	155,000,000.00	155,000,000.00	0	5,000,000,000.00	
57	2085kha	2074/07/27	2085/07/27	6.48	5,000,000,000.00	5,000,000,000.00	5,000,000,000.00	162,000,000.00	162,000,000.00	0	5,000,000,000.00	
Total							163,900,000,000.00	72,000,000,000.00	235,900,000,000.00	8,551,300,000.00	0	235,900,000,000.00

Government of Nepal  
 Ministry of Finance  
 Financial Comptroller General Office  
 Debt Management Section  
**Financial Statement of Domestic Borrowing (Loanwise)**

Fiscal Year: 2074/75

***Special Loan***

S.N.	Loan Code	Date Of Issue	Date Of Payment	Interest Rate %	Opening loan balance	New loan issue in current Fiscal Year	Total Loan	Payment during current fiscal year		Adjustment	Outstanding loan upto the end of current Fiscal Year
								Interest	Principal		
1	2069	2059/09/09	2069/08/09	7	0.00	0.00	0.00	0.00	0.00	0	0.00
2	2068ka	2063/01/04	2068/01/04	5	0.00	0.00	0.00	0.00	0.00	0	0.00
Total							0.00	0.00	0.00	0	0.00

Government of Nepal  
Ministry of Finance  
Financial Comptroller General Office  
Debt Management Section  
**Financial Statement of Domestic Borrowing (Loanwise)**

Fiscal Year: 2074/75

**Foreign Employment Bond**

S.N.	Loan Code	Date Of Issue	Date Of Payment	Interest Rate %	Opening loan balance	New loan issue in current Fiscal Year	Total Loan	Payment during current fiscal year		Adjustment	Outstanding loan upto the end of current Fiscal Year	
								Interest	Principal			
1	FESB2072	2067/03/32	2072/03/31	9.75	0.00	0.00	0.00	0.00	0.00	0	0.00	
2	FESB2073	2068/03/12	2073/03/12	10.5	0.00	0.00	0.00	0.00	0.00	0	0.00	
3	FESB2074	2069/03/28	2074/03/28	10	0.00	0.00	0.00	0.00	0.00	0	0.00	
4	FESB2075	2070/03/30	2075/03/30	10.5	42,855,000.00	42,855,000.00	42,855,000.00	4,499,775.00	42,855,000.00	47,354,775.00	0	0.00
5	FESB 2075ka	2070/09/28	2075/09/28	9	26,405,000.00	26,405,000.00	26,405,000.00	2,376,450.00	2,376,450.00	2,376,450.00	0	26,405,000.00
6	FESB 2075kh	2070/12/30	2075/12/30	9	50,010,000.00	50,010,000.00	50,010,000.00	4,500,900.00	4,500,900.00	4,500,900.00	0	50,010,000.00
7	FESB 2077	2072/03/24	2077/03/24	9	83,715,000.00	83,715,000.00	83,715,000.00	7,534,350.00	7,534,350.00	7,534,350.00	0	83,715,000.00
8	2077ka	2072/12/29	2077/12/29	9	82,085,000.00	82,085,000.00	82,085,000.00	7,387,650.00	7,387,650.00	7,387,650.00	0	82,085,000.00
9	FESB2078	2073/01/29	2078/01/29	9	80,000,000.00	80,000,000.00	80,000,000.00	7,200,000.00	7,200,000.00	7,200,000.00	0	80,000,000.00
10	2078ka	2073/03/29	2078/03/29	9	112,430,000.00	112,430,000.00	112,430,000.00	10,118,700.00	10,118,700.00	10,118,700.00	0	112,430,000.00
11	2078kha	2073/11/23	2078/11/23	10	42,260,000.00	42,260,000.00	42,260,000.00	4,226,000.00	4,226,000.00	4,226,000.00	0	42,260,000.00
12	2078ga	2073/12/30	2078/12/30	10	7,440,000.00	7,440,000.00	7,440,000.00	744,000.00	744,000.00	744,000.00	0	7,440,000.00
13	2079	2074/01/29	2079/01/29	10	2,435,000.00	2,435,000.00	2,435,000.00	243,500.00	243,500.00	243,500.00	0	2,435,000.00
14	2079ka	2074/09/05	2079/09/05	10	28,230,000.00	28,230,000.00	28,230,000.00	1,468,233.31	1,468,233.31	1,468,233.31	0	28,230,000.00
15	2079kha	2074/11/28	2079/11/28	10	8,950,000.00	8,950,000.00	8,950,000.00	32,444.44	32,444.44	32,444.44	0	8,950,000.00
16	2080	2075/03/27	2080/03/27	10	4,000,000.00	4,000,000.00	4,000,000.00	18,333.34	18,333.34	18,333.34	0	4,000,000.00
				Total	529,635,000.00	41,180,000.00	570,815,000.00	50,350,336.09	42,855,000.00	93,205,336.09	0	527,960,000.00

Government of Nepal  
Ministry of Finance  
Financial Comptroller General Office  
Debt Management Section  
**Financial Statement of Domestic Borrowing (Loanwise)**

Fiscal Year: 2074/75

**IMF Value Adjustment**

S.N.	Loan Code	Date Of Issue	Date Of Payment	Interest Rate %	Opening loan balance	New loan issue in current Fiscal Year	Total Loan	Payment during current fiscal year		Adjustment	Outstanding loan upto the end of current Fiscal Year
								Interest	Principal		
1	NRB 2008AD	2065/03/12	2070/03/11		0.00		0.00		0.00	0	0.00
2	NRB 2009AD	2066/04/16	2071/04/16	0	0.00		0.00		0.00	0	0.00
3	NRB 2055	2066/05/16	2071/05/16	0	0.00		0.00		0.00	0	0.00
4	NRB 2058	2066/05/16	2071/05/16	0	0.00		0.00		0.00	0	0.00
5	NRB 2059	2066/05/16	2071/05/16	0	0.00		0.00		0.00	0	0.00
6	NRB 2060	2066/05/16	2071/05/16	0	0.00		0.00		0.00	0	0.00
7	NRB 2060	2066/05/16	2071/05/16	0	0.00		0.00		0.00	0	0.00
8	NRB 2060	2066/05/16	2071/05/16	0	0.00		0.00		0.00	0	0.00
9	NRB 2060	2066/05/16	2071/05/16	0	0.00		0.00		0.00	0	0.00
10	NRB 2065	2066/05/16	2071/05/16	0	0.00		0.00		0.00	0	0.00
11	NRB 2049	2066/05/16	2071/05/16	0	0.00		0.00		0.00	0	0.00
12	NRB/IRMT/1	2075/02/21	2080/02/20	0		262,837,717.71	262,837,717.71		0.00	0	262,837,717.71
	<b>Total</b>				0.00	262,837,717.71	262,837,717.71		0.00	0	262,837,717.71



Government of Nepal  
 Ministry of Finance  
 Financial Comptroller General Office  
 Debt Management Section  
**Financial Statement of Domestic Borrowing (Loanwise)**

Fiscal Year: 2074/75

***National Loan Commission***

S.N.	Loan Code	Date Of Issue	Date Of Payment	Interest Rate %	Opening loan balance	New loan issue in current Fiscal Year	Total Loan	Payment during current fiscal year		Adjustment	Outstanding loan upto the end of current Fiscal Year
								Interest	Principal		
1	NLC			0	0.00	0.00	0.00	96,737,879.00	96,737,879.00	0	0.00
				Total	0.00	0.00	0.00	96,737,879.00	96,737,879.00	0	0.00

Government of Nepal  
Ministry of Finance  
**Financial Comptroller General Office**  
**Status of Share Investment As of FY 2017/18 (2074/75)**

**a. Share Investment as of Share Type**

(Rs. In Millions)

S.N.	Type of Share	Up to FY 2015/16	Up to FY 2016/17	FY 2017/18	Adjustment	Up to FY 2017/18	%
1	Primary	144419.24	161900.71	44458.75	250.34	206609.80	91.10
2	Preference	9789.75	9789.75	0.00	0.00	9789.75	4.32
3	International Organization	4565.19	10223.10	168.19	0.00	10391.29	4.58
	<b>Total</b>	<b>158774.18</b>	<b>181913.56</b>	<b>44626.94</b>	<b>250.34</b>	<b>226790.84</b>	<b>100.00</b>

**b. Sectorwise Share Investment**

(Rs. In Millions)

S.N.	Act	No. of Organization	Up to FY 2016/17	Adjustment in FY 2017/18	Up to FY 2017/18	Remarks
1	Industrial Sector	34	7984.06	0.00	7984.06	
2	Trade Sector	18	2184.38	0.00	2184.38	
3	Service Sector	19	30172.63	250.34	40287.00	
4	Social Sector	4	3340.04	0.00	3642.30	
5	Public Utility Sector	10	90295.32	0.00	114694.54	
6	Financial Sector	18	35236.04	0.00	45129.28	
7	Development Committee	4	2478.00	0.00	2478.00	
14	International Organizations	5	10223.09	0.00	10391.28	
	<b>Total</b>	<b>112</b>	<b>181913.56</b>	<b>250.34</b>	<b>226790.84</b>	

**c. Ten Organizations Having Higher Share Investment**

(Rs. In Million)

S.N.	Organizations	Amount
1	Nepal Electricity Authority	94,375.74
2	Nepal Civil Aviation Authority	38,027.91
3	Nepal Doorsanchar Company Limited (Nepal Telecom)	13,724.21
4	Jalabidyut Bikas Tatha Lagani Company Ltd.	10,000.00
5	Rastriya Banijya Bank Ltd.	8,588.97
6	Agriculture Development Bank Ltd.	8,138.80
7	International Monetary Fund	6,587.60
8	Nepal Bank Ltd.	5,003.68
9	Nepal Rastra Bank	3,350.00
10	Nepal Television	3161.2

Government of Nepal  
Ministry of Finance  
**Financial Comptroller General Office**  
**Status of Loan Investment As of FY 2017/18 (2074/75)**

**a. Total Loan Investment Status** (Rs. In Millions)

S.N.	Type of Share	Up to FY 2015/16	Up to FY 2016/17	FY 2017/18	Up to FY 2017/18	%	Remarks
1	Internal Loan	84505.15	91495.83	6551.99	95902.58	45.59	
2	External Loan	134698.15	105243.13	10196.05	114459.98	54.41	
	<b>Total</b>	<b>219203.3</b>	<b>196738.96</b>	<b>16748.04</b>	<b>210362.56</b>	<b>100.00</b>	

**b. Status of Principal and Interest Repayment** (Rs. In Millions)

Type of Loan	Type of Repayment	Up to FY 2015/16	Up to FY 2016/17	FY 2017/18	Up to FY 2017/18	%
Internal Loan	Principal	820.53	18358.91	2107.88	20466.79	67.29
	Interest	1479.15	6707.09	3239.94	9947.03	32.71
	<b>Total</b>	<b>2299.68</b>	<b>25066.00</b>	<b>5347.82</b>	<b>30413.82</b>	<b>100.00</b>
External Loan	Principal	2119.68	36665.9	946.13	37612.03	54.10
	Interest	725.47	31857.04	48.68	31905.72	45.90
	<b>Total</b>	<b>2845.15</b>	<b>68522.94</b>	<b>994.81</b>	<b>69517.75</b>	<b>100.00</b>
Total	Principal	2940.21	55024.81	3054.01	58078.82	58.12
	Interest	2204.62	38564.13	3288.62	41852.75	41.88
<b>Total</b>		<b>5144.83</b>	<b>93588.94</b>	<b>6342.63</b>	<b>99931.57</b>	<b>100.00</b>

**c. Status of Default Principal and Interest** (Rs. In Million)

S.N.	Particulars	Default Principal	Default Interest	Total	Remarks
1	Internal Loan	18536.79	11253.59	29790.38	
2	External Loan	27175.03	36404.62	63579.65	
	<b>Total</b>	<b>45711.82</b>	<b>47658.21</b>	<b>93370.03</b>	
	<b>%</b>	<b>48.96</b>	<b>51.04</b>	<b>100.00</b>	

Government of Nepal  
Ministry of Finance  
**Financial Comptroller General Office**  
**Status of Repayment from Investment**  
FY 2017/18 (2074/75)

**a. Overall Status of Bonus (Dividend) from Share, Principal Repayment and Interest Received in Last 10 Years**

(Rs. In Millions)

S.N.	Fiscal Year	Principal	Interest	Bonus	Total
1	2007/08	1489.06	746.57	5025.77	7261.40
2	2008/09	3528.82	1086.19	7197.36	11812.37
3	2009/10	1953.54	446.6	7350.78	9750.92
4	2010/11	1279.51	1199.06	8624.63	11103.20
5	2011/12	187.00	1735.39	6206.55	8128.94
6	2012/13	755.31	526.38	6614.44	7896.13
7	2013/14	569.81	1651.94	6639.07	8860.82
8	2014/15	2081.58	1940.68	13531.57	17553.83
9	2015/16	13694.03	3090.89	14982.87	31767.79
10	2016/17	2940.21	2204.63	15058.56	20203.40
11	2017/18	5445.53	3532.35	17429.02	26406.90
	<b>Total</b>	<b>33924.40</b>	<b>18160.68</b>	<b>108660.62</b>	<b>160745.70</b>

**b. Organization -Wise Details of Principals, Interest and Dividend Received in FY 2017/18**

(Rs. In Millions)

S.N.	Organization Name	Principal	Interest	Dividend	Othesr	Total
1	Nepal Electricity Authority	1018.99	2980.99	0.00	0.00	3999.98
2	Agriculture Development Bank Ltd.	511.77	60.45	364.01	0.00	936.23
3	Industrial Area Management Ltd.	0.00	0.00	7.50	0.00	7.50
4	Sana Kisan Bikas Bank Ltd.	345.83	59.44	0.00	0.00	405.27
5	Nepal Civil Aviation Authority	308.29	227.58	1635.60	0.00	2171.47
6	Rural Microfinance Development Centre	167.99	19.75	0.00	0.00	187.74
7	Nepal Railway Company Ltd.	5.00	0.00	0.00	0.00	5.00
8	Town Development Fund	11.71	6.33	0.00	0.00	18.04
9	Nepal Rastra Bank	36.88	5.67	7500.00	0.00	7542.55
10	National Trading Ltd.	708.47	157.62	0.00	0.00	866.09
11	Salt Trading Corporation Ltd.	0.00	0.00	0.47	0.00	0.47
12	Nepal Transit and warehousing Company Ltd.	119.30	2.74	0.00	0.00	122.04
13	Bhaktapur Industrial Area	0.00	0.29	0.00	0.00	0.29
14	Gorakhapatra Sasthan	0.00	0.45	0.00	0.00	0.45
15	Janak Shiksha Samagri Kendra Ltd.	0.00	10.76	0.00	0.00	10.76
16	Butwal Power Com. Ltd.	0.00	0.00	32.92	0.00	32.92
17	Nagarik Lagani Kosh	0.00	0.00	1.56	15.75	17.31
18	Jala Bidyut Lagani Bikas Com. Ltd.	0.00	0.00	250.00	0.00	250.00
19	Rastriya Bima Sasthan	0.00	0.00	0.76	0.00	0.76
20	Nepal Telecom	0.00	0.00	7548.19	0.00	7548.19
21	Rastriya Sahakari Bank Ltd.	1.00	0.20	0.00	0.00	1.20
	<b>Total</b>	<b>3235.23</b>	<b>3532.27</b>	<b>17341.01</b>	<b>15.75</b>	<b>24124.26</b>
	Principal and Interest From Internal Loan	2107.85	3254.46			
	Principal and Interest From External Loan	1127.38	277.81			

Code	Ministry	Grant	Loan	Total
301	Office of Prime Minister and Council of Ministers	9794.49	10965.18	20759.67
305	Ministry of Finance	11.81	0.00	11.81
306	Ministry Of Supply	65.14	0.00	65.14
307	Ministry of Industry	50.88	9.15	60.03
308	Ministry of Energy	1.60	135.39	136.99
312	Ministry of Agricultural Development	-0.89	1210.97	1210.08
313	Ministry of Water Supply and Sanitation	65.16	774.83	839.99
314	Ministry of Home Affairs	145.98	0.00	145.98
325	Ministry of Culture, Tourism and Civil Aviation	17.76	27.77	45.53
327	Ministry of Livestock Development	107.86	48.79	156.65
329	Ministry of Forest and Land Conservation	464.27	-59.33	404.94
330	Ministry of Commerce	72.79	138.48	211.27
331	Ministry of Population and Environment	482.38	85.77	568.15
337	Ministry of Physical Infrastructure and Transport	1072.55	1444.14	2516.69
340	Ministry of Women, Children and Social Welfare	29.19	1.77	30.96
347	Ministry of Urban Development	181.45	2573.62	2755.07
349	Ministry of Peace and Reconstruction	-0.14	0.00	-0.14
350	Ministry of Education	4972.82	-3729.92	1242.9
352	Ministry of Cooperatives and Poverty Alleviation	0.00	0.00	0.0
357	Ministry of Irrigation	240.74	1897.67	2138.41
358	Ministry of Information and Communication	0.00	0.00	0.0
365	Ministry of Federal Affairs and Local Development	1549.84	3123.50	4673.34
370	Ministry of Health	1306.65	-1908.11	-661.46
371	Ministry of Labour and Employment	4.98	0.00	4.98
391	National Planning Commission	-2.57	0.00	-2.57
602	Ministry of Finance- Investment on Public Corporation	127.83	11156.29	11284.12
	<b>Total</b>	<b>20762.57</b>	<b>27835.96</b>	<b>48598.53</b>

Government of Nepal  
Ministry of Finance  
Financial Comptroller General Office

**IMF Table 28. Nepal: Summary of Government Budget Operation**

NPR. In Million

Fiscal Year	2013/14	2014/15	2015/16	2016/17	2017/18
<b>Total Revenue &amp; Grant and Cash</b>	<b>406038.02</b>	<b>448331.20</b>	<b>528287.92</b>	<b>653949.48</b>	<b>774677.19</b>
<b>Total Revenue</b>	<b>356620.78</b>	<b>405866.51</b>	<b>481961.68</b>	<b>609179.88</b>	<b>726717.60</b>
Tax Revenue	312441.26	355955.77	421096.39	553866.48	659491.50
Other Revenue/Non Tax	44179.52	49910.74	60865.29	55313.40	67226.10
<b>Last years balance and irregularities</b>	<b>5734.22</b>	<b>6090.46</b>	<b>3277.37</b>	<b>3417.86</b>	<b>5523.82</b>
<b>Foreign Grants</b>	<b>43683.02</b>	<b>36374.23</b>	<b>43048.88</b>	<b>41351.74</b>	<b>42435.77</b>
<b>Total Expenditures</b>	<b>370226.48</b>	<b>428251.11</b>	<b>494548.54</b>	<b>727364.47</b>	<b>967633.22</b>
Recurrent Expenditures	303531.75	339407.60	371297.09	518616.14	696919.55
Capital Expenditures	66694.73	88843.51	123251.45	208748.33	270713.67
Overall Balance before Grants	-7871.48	-16294.14	-9309.49	-114766.73	-235391.80
<b>Overall Balance after Grants</b>	<b>35811.54</b>	<b>20080.09</b>	<b>33739.39</b>	<b>-73414.99</b>	<b>-192956.03</b>
<b>Financing</b>	<b>20888.75</b>	<b>38425.81</b>	<b>-22241.79</b>	<b>-24745.63</b>	<b>-112501.66</b>
<b>Net Internal Loan Investment</b>	<b>12927.91</b>	<b>26257.39</b>	<b>11122.55</b>	<b>26242.08</b>	<b>15960.46</b>
Internal Loan Investment	13497.72	28338.97	24816.58	29182.29	19195.73
Less Internal loan Investment refund	569.81	2081.58	13694.03	2940.21	3235.27
<b>Net Share Investment</b>	<b>9451.00</b>	<b>10510.43</b>	<b>12700.79</b>	<b>19436.80</b>	<b>44777.04</b>
Domestic share investment	9412.27	8524.01	11994.01	16603.69	44608.85
Domestic share investment Re-fund	0.00	0.00	0.00	0.00	0.00
Foreign Share Investment	38.74	1986.42	706.78	2833.11	168.19
Foreign Share Investment Re-fund	0.00	0.00	0.00	0.00	0.00
<b>External-net Borrowing</b>	<b>-5228.14</b>	<b>-3404.41</b>	<b>-8811.94</b>	<b>-21456.57</b>	<b>-68286.96</b>
External Principlal Payment	16724.64	17027.87	18614.73	22703.22	18589.22
Less: External Borowing	21952.78	20432.28	27426.67	44159.79	86876.18
<b>Domestic-Net Browing</b>	<b>3737.98</b>	<b>5062.41</b>	<b>-37253.19</b>	<b>-48967.93</b>	<b>-104952.20</b>
Domestic Principal Repayment	25152.45	47429.99	50334.95	38561.40	37084.61
Less: Domestic browing	21414.47	42367.58	87588.14	87529.34	142036.81

Government of Nepal  
Ministry of Finance  
Financial Comptroller General Office  
**IMF Table 29. Nepal: Summary of Government Revenue**

NPR In Million

Fiscal Year	2013/14	2014/15	2015/16	2016/17	2017/18
<b>Total Revenue</b>	<b>356620.77</b>	<b>405866.54</b>	<b>481961.68</b>	<b>609179.8812</b>	<b>726717.6</b>
<b>Tax Revenue</b>	<b>312441.27</b>	<b>355955.78</b>	<b>421096.39</b>	<b>553866.48</b>	<b>659491.50</b>
<b>Taxes on income, profit and capital gains</b>	<b>75613.64</b>	<b>86165.66</b>	<b>114138.00</b>	<b>144846.06</b>	<b>154790.03</b>
<b>Taxes on payroll and workforce</b>	<b>2449.91</b>	<b>2925.85</b>	<b>3269.78</b>	<b>4136.94</b>	<b>5097.75</b>
<b>Tax on property</b>	<b>6671.12</b>	<b>9399.41</b>	<b>13149.40</b>	<b>18294.03</b>	<b>19332.34</b>
<i>Annual Property Tax</i>	28.47	21.87	5.10	135.89	10.32
<i>House and Land Registration</i>	6642.65	9377.54	13144.30	18158.14	19322.02
<b>Tax on goods and services</b>	<b>157718.39</b>	<b>180025.21</b>	<b>205668.47</b>	<b>278568.94</b>	<b>348049.43</b>
<i>Value Added Tax (VAT)</i>	101104.60	112521.79	122411.94	161068.27	206809.75
<i>Excise</i>	45412.57	53538.19	65776.42	84805.50	102579.20
<i>Taxes on specific services</i>	873.52	1031.89	1284.11	1612.01	2064.58
<i>Taxes on use of goods and on permission to use goods</i>	10327.70	12933.34	16196.00	31083.17	36595.90
<b>Tax on international trade</b>	<b>67980.49</b>	<b>74841.24</b>	<b>82159.13</b>	<b>103058.76</b>	<b>126865.36</b>
<i>Customs and other import duties</i>	64125.36	70526.68	77822.18	98410.31	121614.84
<i>Taxes on exports</i>	1066.51	314.56	113.68	125.13	102.37
<i>Other taxes on international trade and transactions</i>	2788.62	4000.00	4223.27	4523.32	5148.15
<b>Others taxes</b>	<b>2007.72</b>	<b>2598.41</b>	<b>2711.61</b>	<b>4961.76</b>	<b>5356.59</b>
<b>Non tax revenue</b>	<b>44179.50</b>	<b>49910.76</b>	<b>60865.29</b>	<b>55313.40</b>	<b>67226.10</b>
<b>Property Income</b>	<b>20675.17</b>	<b>22708.70</b>	<b>26158.96</b>	<b>27203.65</b>	<b>33046.55</b>
<i>Interest</i>	1655.53	1930.01	3110.15	2207.75	3537.78
<i>Dividends</i>	12992.14	13731.72	14983.12	15158.80	17429.65
<i>Rent &amp; Royalty</i>	6027.50	7046.97	8065.69	9837.10	12079.12
<b>Sales of Goods and Services</b>	<b>11645.34</b>	<b>12230.64</b>	<b>13846.99</b>	<b>14635.36</b>	<b>17174.58</b>
<i>Sales of Goods</i>	6297.86	7295.21	8386.83	8572.31	9007.01
<i>Administrative Fees</i>	5347.48	4935.43	5460.16	6063.05	8167.57
<b>Penalties Fines &amp; Forfeiture</b>	<b>452.76</b>	<b>1254.29</b>	<b>788.92</b>	<b>745.68</b>	<b>973.38</b>
<b>Voluntary Transfers other than Grants</b>	<b>2.37</b>	<b>4.99</b>	<b>3.00</b>	<b>0.90</b>	<b>1.19</b>
<b>Miscellaneous Revenue</b>	<b>11403.86</b>	<b>13712.14</b>	<b>20067.42</b>	<b>12727.80</b>	<b>16030.40</b>
<i>Administrative Fee - Immigration and Tourism</i>	10527.87	12434.79	12147.80	7456.29	7700.02
<i>Other Revenue</i>	870.56	1273.34	7915.56	5259.86	8326.85
<i>Capital Revenue</i>	5.43	4.01	4.06	11.64	3.53

Government of Nepal  
Ministry of Finance  
Financial Comptroller General Office

**Expenditure of Province Treasury for the FY 2017/18**

Details	Province No. 1	Province No. 2	Province No. 3	Gandaki Pradesh	Province No. 5	Karnali Pradesh	Sudurpashchim Pradesh	Total
Provincial Assembly	89910025.34	104681914.00	77028066.00	31801534.32	59135597.06	45670149.20	50985524.00	459212809.92
Office of Chief Attorney	2727470.00	4825466.00	2310838.00	3108522.00	1588735.00	986451.40	2444230.00	17991712.40
Office of Chief Minister and Council of ministers	20923016.80	186744898.00	37047358.96	13467843.55	31703309.64	24013137.05	28861007.20	342760571.20
Minister for Economic Affairs and Planning	234875979.78	17910709.00	26932861.70	70194881.00	11642814.00	18385642.28	16247063.80	396189951.56
Minister for Internal Affairs and Law	40742260.30	33133294.00	25455249.27	24823824.00	28439245.64	18925096.07	13121195.70	184640164.98
Minister for Industry, Tourism, Forest and Environment	41846185.07	21654810.25	23072914.90	18837232.40	16164459.80	21669023.23	33956762.00	177201387.65
Minister for Land Management, Agriculture and Co-operatives	23136104.50	18767277.00	26574980.50	22077910.70	13063465.50	65479606.00	27749286.79	196844610.99
Minister for Physical Infrastructure and Development	109881686.00	101754145.00	22122990.60	15831216.50	11588072.70	14789168.30	27354495.40	303321774.50
Minister for Social Development	88793272.44	33877821.00	28928987.82	30962994.30	17498073.43	24410019.00	59097128.00	283568295.99
Payment by Federal Government	652836000.23	523350334.25	269474247.75	231105958.77	190823772.77	234324292.53	259816672.89	2361731279.19
		91482736.00		64326527.13				155809263.13
<b>Total Payment</b>	<b>652836000.23</b>	<b>614833070.25</b>	<b>269474247.75</b>	<b>295432485.90</b>	<b>190823772.77</b>	<b>234324292.53</b>	<b>259816672.89</b>	<b>2517540542.32</b>



Government of Nepal  
Ministry of Finance  
Financial Comptroller General Office

**Province Treasury Position for the FY 2017/18**

Province	Income (Financial Generalized Grant)	Recurrent Expenditure	Capital Expenditure	Total Expenditure	Cash Balance
Province No. 1	1020500000.00	435052919.75	217783080.48	652836000.23	367663999.77
Province No. 2	1022483932.00	340355503.25	274477567.00	614833070.25	407650861.75
Province No. 3	1020500000.00	145074476.57	124399771.18	269474247.75	751025752.25
Gandaki Pradesh	1020500000.00	145817265.53	149615220.37	295432485.90	725067514.10
Province No. 5	1020500000.00	125327879.77	65495893.00	190823772.77	829676227.23
Karnali Pradesh	1020500000.00	122675028.84	111649263.69	234324292.53	786175707.47
Sudurpashchim Pradesh	1020500000.00	165817269.39	93999403.50	259816672.89	760683327.11
<b>Total</b>	<b>7145483932.00</b>	<b>1480120343.10</b>	<b>1037420199.22</b>	<b>2517540542.32</b>	<b>4627943389.68</b>

Government of Nepal  
Ministry of Finance  
Financial Comptroller General Office

### Local Government Treasury Position for the FY 2017/18

State	District	Local Level	Opening Balance	Internal Source	Transfer from Govt of Nepal	Expenditures	Cash Balance
1	Taplejung	801131 Fungling Municipality	16,065,239.00	8,578,099.54	369,678,354.56	366,515,011.80	27,806,681.30
1	Taplejung	801401 Althrai Triveni Rural Municipality	5,267,143.03	2,250,942.00	218,980,000.00	216,915,477.61	9,582,607.42
1	Taplejung	801402 Faktanglung Rural Municipality	3,995,240.37	1,561,637.50	267,382,000.00	234,301,141.49	38,637,736.38
1	Taplejung	801403 Mikwakhola Rural Municipality	-	5,134,045.00	172,795,125.00	165,156,653.00	12,772,517.00
1	Taplejung	801404 Meringden Rural Municipality	3,289,858.32	5,464,464.07	226,049,000.00	192,672,245.00	42,131,077.39
1	Taplejung	801405 Mewakhola Rural Municipality	5,000,480.47	3,725,480.00	185,808,172.00	178,661,450.00	15,872,682.47
1	Taplejung	801406 Yangwarak Rural Municipality	4,685,308.00	4,482,715.82	229,302,000.00	216,757,599.64	21,712,424.18
1	Taplejung	801407 Sidhnga Rural Municipality	6,496,796.40	3,611,609.06	225,158,000.00	183,712,925.90	51,553,479.56
1	Taplejung	801408 Srijanga Rural Municipality	4,800,000.00	4,675,000.00	285,223,000.00	288,519,000.00	16,179,000.00
1	Paanchthar	801132 Phidim Municipality	23,871,915.00	13,580,474.00	523,239,725.00	475,314,258.00	86,377,856.00
1	Paanchthar	801409 Kummayak Rural Municipality	4,962,904.00	1,639,465.81	217,359,120.10	209,006,338.34	14,955,151.57
1	Paanchthar	801410 Tumbaba Rural Municipality	5,637,172.00	3,566,042.00	204,091,750.80	167,992,030.00	43,092,934.80
1	Paanchthar	801411 Falelung Rural Municipality	5,444,972.00	5,940,200.00	292,642,217.00	279,212,550.00	24,814,839.00
1	Paanchthar	801412 Falgunand Rural Municipality	5,533,308.14	3,942,219.00	299,137,000.00	261,007,949.85	47,604,577.29
1	Paanchthar	801413 Mikalajung Rural Municipality	5,364,764.00	11,336,036.17	323,097,804.93	304,948,204.08	34,850,401.02
1	Paanchthar	801414 Yangwarak Rural Municipality	5,550,923.20	3,979,134.00	250,048,610.00	244,365,059.66	15,193,607.54
1	Paanchthar	801415 Haalihang Rural Municipality	-	4,197,744.00	288,261,197.83	271,100,345.73	21,358,596.10
1	Ilam	801133 Ilam Municipality	10,899,666.71	52,369,290.35	474,732,784.22	479,751,946.98	59,249,794.30
1	Ilam	801134 Deumai Municipality	16,299,944.75	18,071,235.20	338,037,297.99	319,007,225.89	53,401,252.05
1	Ilam	801136 Maai Municipality	6,127,408.40	9,441,983.00	335,055,366.37	269,317,533.76	81,307,224.01
1	Ilam	801136 Suryoday Municipality	45,704,935.97	32,532,794.65	473,963,059.42	382,182,006.48	170,018,783.56
1	Ilam	801416 Chuachuli Rural Municipality	5,956,323.79	6,223,578.37	225,489,333.05	201,813,813.36	35,855,421.85
1	Ilam	801417 Fakokthum Rural Municipality	5,661,389.15	6,147,367.31	259,530,220.02	264,433,479.24	6,905,497.24
1	Ilam	801418 Majjogmai Rural Municipality	5,859,281.38	6,463,244.00	239,067,707.68	193,998,958.83	57,391,274.23
1	Ilam	801419 Mangsebung Rural Municipality	4,812,677.40	6,329,277.98	230,481,000.00	204,008,160.15	37,614,795.23
1	Ilam	801420 Rong Rural Municipality	7,577,422.85	2,525,677.14	232,951,614.21	210,824,459.48	32,230,254.72
1	Ilam	801421 Sandakpur Rural Municipality	5,615,392.31	6,675,132.19	197,603,419.80	182,466,597.27	27,427,347.03
1	Jhapa	801137 Arjunthara Municipality	13,692,381.00	34,916,288.53	396,148,981.00	434,072,196.00	10,685,434.53

1	Jhapa	801138 Kankai Municipality	9,947,078.00	35,625,254.84	286,681,838.68	296,119,545.68	36,134,625.84
1	Jhapa	801139 Gauradhaha Municipality	65,963,349.25	32,306,751.17	405,930,000.00	350,985,596.33	153,214,504.09
1	Jhapa	801140 Damak Municipality	13,284,454.20	102,664,864.43	479,218,680.38	556,167,820.52	39,000,178.49
1	Jhapa	801141 Bitamod Municipality	55,252,715.30	106,180,057.46	432,819,994.00	539,150,537.30	55,102,229.46
1	Jhapa	801142 Bhadrapur Municipality	11,051,211.68	56,449,184.49	428,681,433.12	432,235,553.43	63,946,275.86
1	Jhapa	801143 Mechinagar Municipality	20,699,705.57	65,763,943.60	662,064,000.00	643,108,373.76	105,419,275.41
1	Jhapa	801144 Shivasatakshi Municipality	25,191,228.00	53,918,722.00	459,033,350.26	491,609,236.26	46,534,064.00
1	Jhapa	801422 Kachankawal Rural Municipality	5,655,448.60	8,990,983.03	326,489,615.16	287,721,354.09	53,414,692.70
1	Jhapa	801423 Kamal Rural Municipality	8,059,031.95	25,973,446.50	329,652,324.65	330,868,235.23	32,816,567.87
1	Jhapa	801424 Gaurigunj Rural Municipality	1,643,477.83	14,939,625.75	279,743,988.68	217,769,690.32	78,557,401.94
1	Jhapa	801425 Jhapa Rural Municipality	6,156,352.22	9,130,872.82	271,707,488.98	267,001,526.71	19,993,187.31
1	Jhapa	801426 Baradashi Rural Municipality	7,921,967.59	9,990,268.91	266,668,283.50	204,357,495.05	80,223,024.95
1	Jhapa	801427 Buddhashanti Rural Municipality	8,423,455.88	24,849,769.88	295,329,000.00	282,007,934.53	46,594,291.23
1	Jhapa	801427 Haldibari Rural Municipality	5,071,159.80	12,553,577.00	248,328,159.52	263,421,207.78	2,531,688.54
1	Sankhuwasabha	801145 Khaadbari Municipality	23,456,767.65	20,022,777.00	376,198,138.50	354,145,941.64	65,531,741.51
1	Sankhuwasabha	801146 Chainpur Municipality	6,571,271.73	6,836,065.65	336,646,279.56	303,239,810.40	46,813,806.54
1	Sankhuwasabha	801147 Dharmadevi Municipality	5,904,827.00	34,316,045.38	239,414,043.54	210,279,979.48	69,354,936.44
1	Sankhuwasabha	801148 Paachkhapan Municipality	9,679,388.61	1,621,855.00	248,044,021.30	224,479,120.77	34,866,144.14
1	Sankhuwasabha	801149 Maadi Municipality	31,536,042.98	6,345,522.00	233,129,586.06	199,365,226.06	71,645,924.98
1	Sankhuwasabha	801429 Chichila Rural Municipality	5,347,913.46	572,354.00	140,089,555.00	120,271,633.00	25,738,189.46
1	Sankhuwasabha	801430 Bhotkhola Rural Municipality	5,861,328.08	6,043,760.08	153,744,785.25	126,555,752.30	39,094,121.11
1	Sankhuwasabha	801431 Makalu Rural Municipality	6,354,190.66	782,117.73	242,697,000.00	209,783,820.13	40,049,488.26
1	Sankhuwasabha	801432 Sabhapokhari Rural Municipality	5,634,818.39	1,362,946.00	182,108,542.90	132,535,753.70	56,570,563.59
1	Sankhuwasabha	801433 Silichong Rural Municipality	5,139,948.53	1,467,230.00	205,254,436.33	197,351,692.05	14,509,922.81
1	Terathum	801150 Myanglung Municipality	8,223,946.78	11,112,897.00	276,891,803.06	284,070,932.90	12,157,713.94
1	Terathum	801151 Laligurans Municipality	19,672,984.20	4,634,847.80	259,306,000.00	209,192,337.00	74,421,495.00
1	Terathum	801434 Aathrai Rural Municipality	-	764,807.00	334,798,000.00	295,344,372.00	40,218,435.00
1	Terathum	801435 Chhathar Rural Municipality	-	1,007,151.00	241,264,262.00	222,739,496.00	19,531,917.00
1	Terathum	801436 Fedap Rural Municipality	6,039,142.76	1,277,303.00	246,913,273.02	229,892,023.41	24,337,695.37
1	Terathum	801437 Menchayem Rural Municipality	5,910,542.00	567,184.58	155,271,608.50	137,465,619.50	24,283,715.58
1	Bhojpur	801152 Bhojpur Municipality	35,198,444.71	10,917,879.55	362,077,897.26	392,522,283.26	15,671,938.26
1	Bhojpur	801153 Sदानanda Municipality	1,053,903.12	9,032,866.37	411,614,196.90	361,261,785.18	60,439,181.21
1	Bhojpur	801438 Arun Rural Municipality	5,619,712.64	7,157,591.00	260,429,918.00	242,848,293.60	30,358,928.04
1	Bhojpur	801439 Aamchowk Rural Municipality	5,425,641.64	2,768,982.00	275,522,000.00	253,891,634.20	29,824,989.44
1	Bhojpur	801440 Tenkemayung Rural Municipality	550,847.00	2,664,641.00	286,269,751.00	275,722,726.00	13,762,513.00

1	Bhojpur	801441 Pauwadunga Rural Municipality	6,182,779.88	2,447,534.28	229,207,564.06	207,297,570.28	30,540,307.94
1	Bhojpur	801442 Ram Prasad Rai Rural Municipality	6,211,208.23	2,519,694.80	253,117,390.10	220,716,121.38	41,132,171.75
1	Bhojpur	801443 Saipa Silichho Rural Municipality	4,800,000.00	-	213,368,835.60	181,564,867.20	36,603,968.40
1	Bhojpur	801444 Hathuwagadhi Rural Municipality	5,176,160.61	-	268,195,934.00	260,616,814.00	12,755,280.61
1	Dhankuta	801154 Dhankuta Rural Municipality	40,542,983.69	22,917,724.39	364,542,339.17	418,915,322.86	9,082,724.39
1	Dhankuta	801155 Pakribas Municipality	17,265,365.44	3,338,472.04	260,575,999.95	246,298,725.94	34,881,111.49
1	Dhankuta	801153 Mahalakshmi Municipality	5,174,263.24	5,364,360.85	313,793,871.03	286,808,347.44	37,524,147.68
1	Dhankuta	801445 Khalsa Chintang Sahidbhumi Rural Municipality	8,248,597.25	8,408,689.96	230,035,495.52	204,628,781.17	42,064,001.56
1	Dhankuta	801446 Chaubise Rural Municipality	5,261,559.00	5,038,219.65	262,769,781.82	245,592,339.25	27,477,221.22
1	Dhankuta	801447 Chhathar Jorpati Rural Municipality	5,208,408.26	4,350,428.00	219,439,000.00	192,882,643.26	36,115,193.00
1	Dhankuta	801448 Sagurigadhi Rural Municipality	7,731,473.13	3,500,266.02	284,570,000.00	263,707,775.04	32,093,964.11
1	Sunsari	801111 Itahari Submetropolitan Municipality	57,805,508.74	135,195,800.00	701,931,986.96	891,814,214.08	3,119,081.62
1	Sunsari	801112 Dharan Submetropolitan Municipality	45,337,461.45	438,904,847.14	677,787,169.02	1,047,371,807.78	112,657,669.83
1	Sunsari	801157 Inarua Municipality	5,695,249.95	45,801,888.52	438,504,750.80	462,364,185.13	27,637,704.14
1	Sunsari	801158 Duhabi Municipality	5,694,220.00	60,111,743.48	368,376,222.39	411,931,072.12	22,251,113.75
1	Sunsari	801159 Barah Municipality	9,001,570.16	20,760,564.07	545,046,340.77	512,250,764.41	62,557,710.59
1	Sunsari	801160 Ramdhumi Municipality	4,693,804.44	40,970,760.84	357,484,151.93	390,430,685.12	12,716,032.09
1	Sunsari	801449 Koshi Rural Municipality	6,624,788.79	10,906,622.41	290,608,100.00	266,665,487.81	41,474,023.39
1	Sunsari	801450 Gadhii Rural Municipality	7,429,704.45	7,889,128.00	258,914,361.70	213,046,373.19	61,186,820.96
1	Sunsari	801451 Devgunj Rural Municipality	8,292,746.03	8,473,761.60	266,297,146.25	221,021,126.73	62,048,527.15
1	Sunsari	801452 Barju Rural Municipality	3,835,579.92	6,674,214.99	256,124,997.00	240,343,845.06	26,290,946.85
1	Sunsari	801453 Bhokraha Rural Municipality	5,288,014.32	4,575,251.35	270,619,299.67	234,070,414.43	46,412,150.91
1	Sunsari	801454 Heirnagara Rural Municipality	15,556,592.95	7,731,275.26	282,899,224.08	243,099,822.31	63,087,269.98
1	Morang	801113 Birathnagar Metropolitan Municipality	178,490,143.37	291,247,156.35	898,109,314.37	1,039,841,511.40	328,005,102.69
1	Morang	801161 Uriabari Municipality	27,632,533.32	61,190,190.79	353,733,230.17	391,483,192.46	51,072,761.82
1	Morang	801162 Pathari Sanischare Municipality	18,306,158.14	213,124,227.60	382,965,044.30	377,611,649.75	236,783,780.30
1	Morang	801163 Belbari Municipality	38,642,155.33	41,751,113.08	438,532,872.00	454,872,074.90	64,254,065.51
1	Morang	801164 Rangeli Municipality	13,389,190.51	18,171,663.53	404,235,000.00	356,013,839.89	79,782,014.15
1	Morang	801165 Ratuwamai Municipality	654,425.99	8,570,551.80	426,523,104.61	353,956,209.36	81,791,873.04
1	Morang	801166 Letang Municipality	7,974,807.00	6,408,899.00	298,105,000.00	264,994,047.00	47,494,659.00
1	Morang	801167 Sunbarshi Municipality	11,297,213.71	5,329,139.72	377,048,000.00	336,329,946.31	57,344,407.12
1	Morang	801168 Sundar Harachha Municipality	3,312,230.67	98,707,975.75	490,679,487.00	549,116,964.52	43,582,728.90
1	Morang	801455 Katahari Rural Municipality	6,697,809.89	12,623,603.17	268,139,908.38	249,600,328.72	37,860,992.72
1	Morang	801456 Kanepokhari Rural Municipality	7,233,066.18	117,606,398.43	292,527,775.42	380,707,999.00	36,659,241.03
1	Morang	801457 Kerabari Rural Municipality	8,145,864.92	17,040,022.98	306,584,640.49	290,695,355.35	41,075,173.04

1	Morang	801458 Gramthan Rural Municipality	6,203,803.25	7,803,827.88	291,746,529.00	258,375,613.08	47,378,547.05
1	Morang	801459 Jahada Rural Municipality	6,792,653.87	3,774,420.84	300,935,285.38	266,554,852.38	44,947,507.71
1	Morang	801460 Dhanpalthan Rural Municipality	5,006,276.03	9,236,970.63	308,525,623.10	254,711,588.20	68,057,281.56
1	Morang	801461 Budhiganga Rural Municipality	2,508,314.83	35,562,904.82	291,803,323.87	274,355,900.87	55,518,642.65
1	Morang	801462 Miklajung Rural Municipality	11,686,014.17	7,252,794.00	295,143,718.78	253,459,427.11	60,623,099.84
1	Solukhumbu	801169 Solududhkunda Municipality	31,176,487.33	10,932,374.71	349,783,497.93	368,185,528.94	23,706,831.03
1	Solukhumbu	801463 Khumbu Pasanglhamu Rural Municipality	1,447,855.00	107,609,214.92	172,473,112.25	188,054,723.94	93,475,458.23
1	Solukhumbu	801464 Dudhkoshi Rural Municipality	5,818,740.23	215,209.00	217,570,000.00	207,220,157.50	16,383,791.73
1	Solukhumbu	801465 Dudhkaushika Rural Municipality	6,616,034.23	10,069,085.00	295,173,000.00	289,452,307.09	22,405,812.14
1	Solukhumbu	801466 Necha Salyan Rural Municipality	6,722,555.00	2,099,550.22	265,740,000.00	264,054,584.00	10,507,521.22
1	Solukhumbu	801467 Mahakulung Rural Municipality	5,759,717.00	15,896,610.00	194,027,000.00	182,021,600.00	33,661,727.00
1	Solukhumbu	801468 Likhu Pike Rural Municipality	6,002,063.22	3,557,897.13	141,103,811.00	132,165,956.00	18,497,815.35
1	Solukhumbu	801469 Solang Rural Municipality	10,885,267.82	502,750.00	156,559,491.00	153,410,529.00	14,536,979.82
1	Khotang	801170 Rupakot Mejuhwagadhi Municipality	23,291,629.13	6,635,901.97	548,149,562.17	544,903,213.80	33,173,879.47
1	Khotang	801171 Halesihuwachung Municipality	5,251,721.20	3,208,344.00	396,069,037.26	372,253,421.72	32,275,680.74
1	Khotang	801470 Aiselukharka Rural Municipality	7,906,216.67	1,761,800.74	249,487,940.00	236,666,439.00	22,489,518.41
1	Khotang	801471 Kepilas Gadhi Rural Municipality	5,622,966.00	846,060.00	241,124,272.15	228,058,478.00	19,534,820.15
1	Khotang	801472 Khotelang Rural Municipality	4,800,000.00	1,257,026.30	312,127,000.00	284,842,554.76	33,341,471.54
1	Khotang	801473 Jantehunga Rural Municipality	6,441,442.80	2,337,729.00	233,181,000.00	205,368,106.00	36,592,065.80
1	Khotang	801474 Diprung Rural Municipality	5,612,000.00	1,723,739.00	282,589,596.00	242,262,519.00	47,662,816.00
1	Khotang	801475 Lamidanga Rural Municipality	4,801,700.00	1,181,359.00	201,741,582.00	170,554,941.00	37,169,700.00
1	Khotang	801476 Barahpokhari Rural Municipality	6,413,342.00	1,283,925.00	205,613,606.50	188,556,923.47	24,753,951.03
1	Khotang	801477 Sakela Rural Municipality	5,758,077.50	47,245.00	185,518,000.00	177,899,163.19	13,424,159.31
1	Udaypur	801172 Kalari Municipality	41,291,616.07	2,234,183.31	549,258,000.00	453,633,496.72	139,150,302.66
1	Udaypur	801173 Chaudandhi Municipality	28,059,385.00	16,599,788.40	438,817,051.41	441,246,053.49	42,230,171.32
1	Udaypur	801174 Triyuga Municipality	21,595,151.26	29,670,381.23	727,696,448.79	730,134,896.70	48,827,084.58
1	Udaypur	801175 Belka Municipality	10,584,308.61	8,699,607.46	406,960,312.67	377,257,418.38	48,986,810.36
1	Udaypur	801478 Udaypurgadhi Rural Municipality	6,603,925.00	1,472,856.00	344,030,441.90	284,635,462.95	67,471,759.95
1	Udaypur	801479 Tapli Rural Municipality	6,495,679.00	669,943.60	207,335,890.39	183,195,953.09	31,305,559.90
1	Udaypur	801480 Rautamai Rural Municipality	4,844,420.60	2,704,219.32	298,847,312.85	263,795,592.77	42,600,360.00
1	Udaypur	801481 Sunkoshi Rural Municipality	7,899.00	300,000.00	186,370,000.00	166,480,872.81	20,197,026.19
1	Okhaldhunga	801176 Siddhicharan Municipality	8,602,592.00	7,880,174.52	407,690,141.00	393,020,277.99	31,152,629.53
1	Okhaldhunga	801482 Khijidamba Rural Municipality	5,246,277.25	561,620.00	223,160,076.00	204,532,801.25	24,435,172.00
1	Okhaldhunga	801483 Champadevi Rural Municipality	5,938,471.56	1,187,138.25	261,977,484.00	254,681,569.00	14,521,524.81
1	Okhaldhunga	801484 Chisankhugadhi Rural Municipality	5,278,400.00	2,666,697.00	252,476,542.00	246,791,286.00	13,630,353.00

1	Okhaldhunga	801485 Manebhanyang Rural Municipality	4,737,180.00	2,373,495.89	290,661,208.00	267,335,943.51	30,435,940.38
1	Okhaldhunga	801486 Molung Rural Municipality	4,800,000.00	499,781.00	245,150,392.00	217,151,536.00	33,298,637.00
1	Okhaldhunga	801487 Likhu Rural Municipality	5,269,046.00	458,065.00	213,487,868.93	208,511,361.93	10,703,618.00
1	Okhaldhunga	801488 Sunkoshi Rural Municipality	5,122,140.00	2,131,413.55	264,280,000.00	228,978,506.00	42,555,047.55
2	Saptari	801177 Kanchanrup Municipality	10,762,236.39	10,152,772.00	355,155,000.00	237,161,157.80	138,908,850.59
2	Saptari	801178 Khadak Municipality	5,085,102.52	3,218,960.76	368,654,029.40	294,750,246.60	82,207,846.08
2	Saptari	801179 Daksheshwori Municipality	6,042,176.20	1,206,327.00	359,798,000.00	307,337,473.16	59,709,030.04
2	Saptari	801180 Rajbiraj Municipality	10,590,875.00	11,675,380.00	423,236,802.37	328,557,567.37	116,945,490.00
2	Saptari	801181 Bodebasai Municipality	19,332,901.09	2,509,290.00	339,713,910.05	221,713,418.33	139,842,682.81
2	Saptari	801182 Sambhunath Municipality	6,774,176.62	4,264,053.00	329,686,000.00	338,493,199.23	2,231,030.39
2	Saptari	801183 Surunga Municipality	7,168,069.44	4,327,612.13	370,226,781.13	329,402,900.00	52,319,362.70
2	Saptari	801184 Hanumannagar Kankalini Municipality	9,923,619.36	2,331,346.33	363,005,000.00	327,316,881.98	47,943,083.71
2	Saptari	801489 Krishnasabaran Rural Municipality	5,060,472.64	2,511,651.23	248,941,690.35	192,077,541.71	64,436,272.51
2	Saptari	801490 Xinnamasta Rural Municipality	11,081,000.00	370,000.00	226,139,000.00	141,067,452.02	96,522,947.98
2	Saptari	801491 Tirahut Rural Municipality	-	547,397.03	185,786,000.00	139,577,940.92	46,755,466.11
2	Saptari	801492 Tiliathi Koladi Rural Municipality	4,086,529.14	4,809,165.00	261,955,000.00	181,358,944.94	89,491,749.20
2	Saptari	801493 Bishnupur Rural Municipality	5,196,254.60	675,121.39	194,674,627.33	189,619,129.91	10,926,873.41
2	Saptari	801494 Rajgadh Rural Municipality	8,232,574.79	268,693.40	233,656,000.00	178,229,224.22	63,928,043.97
2	Saptari	801495 Mahadeva Rural Municipality	12,070,134.01	759,155.67	223,978,000.00	201,998,053.86	34,809,235.82
2	Saptari	801496 Rupani Rural Municipality	6,713,246.08	1,280,311.10	227,520,000.00	210,582,369.94	24,931,187.24
2	Saptari	801497 Saptakoshi Municipality	23,431,356.00	6,248,521.00	208,312,000.00	172,273,082.00	65,718,795.00
2	Saptari	801881 Bhan Bihul Rural Municipality	-	590,072.28	190,361,598.93	168,186,414.83	22,765,256.38
2	Siraha	801185 Kalyanpur Municipality	-	4,950,000.00	356,732,000.00	303,955,611.14	57,726,388.86
2	Siraha	801186 Golbajar Municipality	-	50,324,946.00	390,827,000.00	327,803,780.88	113,348,165.12
2	Siraha	801187 Dhangadimai Municipality	34,602,226.49	10,651,564.34	359,131,791.30	270,260,037.77	134,125,544.36
2	Siraha	801188 Mirchैया Municipality	-	-	355,225,000.00	274,435,824.23	80,789,175.77
2	Siraha	801189 Lahan Municipality	58,095,245.56	105,523,259.17	627,377,000.00	455,017,985.99	335,977,518.74
2	Siraha	801190 Siraha Municipality	27,767,070.47	9,610,672.67	571,870,519.82	431,359,415.06	177,888,847.90
2	Siraha	801191 Sukhipur Municipality	-	950,000.00	300,644,000.00	229,410,495.26	72,183,504.74
2	Siraha	801498 Anama Rural Municipality	9,333,785.88	1,084,311.87	194,397,000.00	152,507,850.95	52,307,246.80
2	Siraha	801499 Aurahi Rural Municipality	8,913,503.19	292,392.70	189,502,000.00	84,257,105.94	114,450,789.95
2	Siraha	801500 Karjanha Municipality	5,849,126.40	-	247,888,000.00	138,036,873.64	115,700,252.76
2	Siraha	801501 Narha Rural Municipality	18,788,152.12	100,000.00	168,666,000.00	143,449,405.17	44,104,746.95
2	Siraha	801502 Nabarajpur Rural Municipality	5,625,812.00	-	168,908,000.00	119,655,281.64	54,878,530.36
2	Siraha	801503 Bariyarpatti Rural Municipality	-	939,715.49	218,566,000.00	176,505,731.72	42,999,983.77

2	Siraha	801504 Bhagwanpur Rural Municipality	11,289,172.16	-	181,934,341.66	158,416,417.53	34,807,096.29
2	Siraha	801505 Laxmipur Patari Rural Municipality	8,943,484.75	1,414,889.75	222,856,000.00	174,099,284.02	59,115,090.48
2	Siraha	801506 Bishnupur Rural Municipality	61,218,717.12	2,118,521.00	172,288,000.00	141,482,422.00	94,142,816.12
2	Siraha	801507 Sakuwanankarkatti Rural Municipality	5,474,087.57	-	167,505,408.34	144,460,241.67	28,519,254.24
2	Dhanusha	801114 Janakpur Submetropolitan City	49,197,309.72	82,728,007.28	789,586,000.00	652,909,172.17	268,602,144.83
2	Dhanusha	801192 Chhreshwomath Municipality	-	77,866,823.55	279,517,000.00	272,827,717.90	84,556,105.65
2	Dhanusha	801193 Ganeshman-Charnath Municipality	46,914,161.44	6,932,850.91	315,282,000.00	246,570,334.34	122,558,678.01
2	Dhanusha	801194 Dhanushadham Municipality	16,935,048.69	19,948,826.00	325,451,000.00	232,927,094.00	129,407,780.69
2	Dhanusha	801195 Nagarain Municipality	15,227,252.20	2,115,512.00	259,078,000.00	218,256,379.60	58,164,384.60
2	Dhanusha	801196 Mithila Municipality	28,602,518.77	17,863,562.00	375,444,000.00	336,151,792.28	85,758,288.49
2	Dhanusha	801197 Bidoh Municipality	24,801,929.76	6,092,680.80	244,951,000.00	173,851,233.00	101,994,377.56
2	Dhanusha	801198 Sabaila Municipality	18,406,712.16	2,847,475.00	340,101,000.00	176,805,000.00	184,550,187.16
2	Dhanusha	801199 Sahidnagar Municipality	36,855,800.20	2,767,736.00	323,431,000.00	273,138,710.10	89,915,826.10
2	Dhanusha	801508 Aurahi Rural Municipality	21,460,525.54	-	193,799,000.00	167,866,498.00	47,393,027.54
2	Dhanusha	801509 Kamala Municipality	19,461,600.94	1,247,062.00	272,988,000.00	86,288,824.84	207,407,838.10
2	Dhanusha	801510 Janaknandini Rural Municipality	23,552,169.42	219,203.00	192,982,000.00	118,379,951.00	98,373,421.42
2	Dhanusha	801511 Bateshwar Rural Municipality	12,404,648.58	1,116,436.00	183,152,000.00	107,343,329.00	89,329,755.58
2	Dhanusha	801512 Mithila Bihari Municipality	39,683,846.00	1,060,500.00	245,544,501.00	160,811,207.00	125,477,640.00
2	Dhanusha	801513 Mukhiyapatti Musharmiya Rural Municipality	7,780,339.19	2,266,989.00	185,659,000.00	177,907,672.00	17,798,656.19
2	Dhanusha	801514 Laxminiya Rural Municipality	14,206,978.00	7,549,708.94	215,713,000.00	184,563,769.27	52,905,917.67
2	Dhanusha	801515 Hansapur Municipality	33,738,411.34	1,966,334.44	289,256,000.00	164,573,039.00	160,387,706.78
2	Dhanusha	801882 Dhanauji Rural Municipality	-	10,240,323.74	167,222,000.00	138,631,589.00	38,830,734.74
2	Mahottari	801200 Gaushala Municipality	78,480,523.59	9,046,303.55	437,921,000.00	398,177,489.84	127,270,337.30
2	Mahottari	801201 Jaleshwar Municipality	17,786,257.36	35,027,577.62	421,305,000.00	401,461,563.93	72,657,271.05
2	Mahottari	801202 Bardibas Municipality	14,808,957.00	32,130,347.08	546,947,000.00	435,154,308.93	158,731,995.15
2	Mahottari	801516 Ekdara Rural Municipality	7,787,871.22	2,001,554.29	215,113,000.00	155,597,010.54	69,305,414.97
2	Mahottari	801517 Aurahi Municipality	6,484,378.00	9,324,986.00	226,116,420.00	175,672,645.00	66,253,139.00
2	Mahottari	801518 Pipra Rural Municipality	-	6,153,745.59	280,386,000.00	222,263,416.09	64,276,329.50
2	Mahottari	801519 Balwa Municipality	16,742,010.55	2,893,645.90	281,793,184.49	218,180,105.14	83,348,735.80
2	Mahottari	801520 Bhangaha Municipality	26,733,265.97	2,339,129.93	328,320,000.00	236,357,885.45	121,034,510.45
2	Mahottari	801521 Maithani Municipality	872,262.86	239,570.75	224,746,636.00	150,984,404.61	74,874,065.00
2	Mahottari	801522 Manara Municipality	5,060,994.49	3,479,047.39	339,360,000.00	261,466,165.11	86,433,876.77
2	Mahottari	801523 Mahottari Rural Municipality	8,081,381.75	9,906,456.00	202,587,000.00	112,695,177.46	107,879,660.29
2	Mahottari	801524 Ramgopalpur Municipality	5,804,010.10	8,705,047.77	223,666,659.00	210,177,430.04	27,998,286.83
2	Mahottari	801525 Loharpati Municipality	6,036,803.00	2,400,000.00	291,507,569.00	250,543,499.00	49,399,873.00

2	Mahottari	801526 Samshi Rural Municipality	11,758,433.00	-	204,943,000.00	173,455,522.53	43,245,910.47
2	Mahottari	801527 Sonma Rural Municipality	12,209,883.56	1,371,581.54	260,669,000.00	198,572,338.03	75,678,127.07
2	Sarlahi	801203 Isharpur Municipality	21,494,902.29	12,208,918.81	425,862,477.67	263,011,027.28	196,555,271.49
2	Sarlahi	801204 Gotaida Municipality	6,981,602.14	453,244.00	345,332,000.00	317,162,967.73	35,603,878.41
2	Sarlahi	801205 Malangawa Municipality	4,385,297.60	9,808,395.09	338,067,436.86	346,837,330.20	5,423,799.35
2	Sarlahi	801206 Lalbandi Municipality	13,444,765.00	14,702,396.26	476,740,000.00	379,472,805.40	125,414,355.86
2	Sarlahi	801207 Barahatwa Municipality	19,979,845.93	9,597,961.97	460,574,000.00	388,947,165.88	101,204,642.02
2	Sarlahi	801208 Balara Municipality	6,876,461.39	208,074.57	322,277,304.40	277,489,650.48	51,872,189.88
2	Sarlahi	801209 Bagmati Municipality	1,094,157.55	12,104,238.40	304,582,000.00	315,607,979.63	2,172,416.32
2	Sarlahi	801210 Hairpur Municipality	6,493,485.00	1,330,014.00	289,213,000.00	191,020,489.02	106,016,009.98
2	Sarlahi	801211 Hairwon Municipality	20,700,468.86	22,189,276.09	318,743,000.00	289,804,460.88	71,828,284.27
2	Sarlahi	801212 Hairpunwa Municipality	6,751,205.71	5,061,287.00	237,524,000.00	154,531,447.52	94,805,045.19
2	Sarlahi	801528 Kabilashi Municipality	9,086,120.94	1,190,261.54	294,808,000.00	176,712,014.16	128,382,368.32
2	Sarlahi	801529 Chakraghatta Rural Municipality	8,524,428.09	1,243,037.06	218,816,000.00	108,579,291.18	120,004,173.97
2	Sarlahi	801530 Chanranagar Rural Municipality	-	8,613,228.05	233,557,000.00	153,030,885.72	89,139,340.33
2	Sarlahi	801531 Dhankeul Rural Municipality	9,480,565.34	2,400,000.00	203,203,000.00	156,829,960.65	58,253,804.69
2	Sarlahi	801532 Brahampuri Rural Municipality	9,691,992.01	1,759,935.00	231,504,000.00	205,620,938.40	37,334,888.61
2	Sarlahi	801533 Rammagar Rural Municipality	14,991,325.88	143,000.00	212,801,000.00	156,069,284.69	71,866,041.19
2	Sarlahi	801534 Bishnupur Rural Municipality	10,398,809.18	247,832.59	196,376,000.00	104,836,742.00	102,185,899.77
2	Sarlahi	801883 Basbariya Rural Municipality	-	305,234.00	178,436,000.00	106,133,826.00	72,607,408.00
2	Sarlahi	801884 Kaudena Rural Municipality	-	98,422.94	197,253,942.00	130,114,065.20	67,238,299.74
2	Sarlahi	801885 Parsha Rural Municipality	111,759.75	36,659,137.75	171,687,000.00	150,458,726.26	57,999,171.24
3	Sindhuli	801213 Kamalamai Municipality	38,444,865.14	64,256,988.62	665,238,483.32	726,961,211.32	40,979,125.76
3	Sindhuli	801214 Dudhauli Municipality	28,865,387.59	25,100,758.43	562,463,474.60	597,618,113.49	18,811,505.13
3	Sindhuli	801535 Golanjor Rural Municipality	5,615,662.41	1,653,913.00	275,454,268.65	237,554,416.65	45,169,427.41
3	Sindhuli	801536 Ghyanglekh Rural Municipality	6,086,194.22	639,615.50	193,656,435.80	153,107,381.54	47,274,863.98
3	Sindhuli	801537 Timpatan Rural Municipality	6,385,867.64	1,826,968.27	435,726,187.63	412,434,605.25	31,504,418.29
3	Sindhuli	801538 Fikkal Rural Municipality	5,979,927.85	1,865,096.00	252,318,368.60	245,965,558.87	14,197,833.58
3	Sindhuli	801539 Maru Rural Municipality	5,577,602.88	3,438,706.50	307,465,668.50	284,132,872.29	32,349,105.59
3	Sindhuli	801540 Sunkoshi Rural Municipality	5,117,014.00	14,541,123.00	293,139,180.00	295,673,880.00	17,123,437.00
3	Sindhuli	801541 Hairthapurgadhi Rural Municipality	5,212,869.53	6,417,998.48	309,935,472.81	258,333,431.16	63,232,909.66
3	Ramechhap	801215 Manthali Municipality	-	-	519,017,000.00	452,713,002.25	66,303,997.75
3	Ramechhap	801216 Ramechhap Municipality	24,260,144.92	-	365,574,571.00	336,586,275.16	53,248,440.76
3	Ramechhap	801542 Umakunda Rural Municipality	5,613,332.90	1,194,464.00	248,168,000.00	236,186,519.40	18,789,277.50
3	Ramechhap	801543 Khadadevi Rural Municipality	4,458,900.00	826,731.00	333,614,000.00	303,026,035.00	35,873,596.00



3	Ramechhap	801544 Gokulganga Rural Municipality	5,025,991.00	1,569,428.80	251,056,000.00	206,361,463.00	51,289,956.80
3	Ramechhap	801545 Doramba Rural Municipality	5,160,225.88	1,214,953.51	273,895,900.00	230,357,284.20	49,913,795.19
3	Ramechhap	801546 Likhu Rural Municipality	580,384.73	475,373.39	285,124,339.00	282,860,424.00	3,319,873.12
3	Ramechhap	801547 Sunapati Rural Municipality	5,500,768.50	223,657.61	243,751,000.00	235,469,848.20	14,005,577.91
3	Dolakha	801217 Jiri Municipality	19,591,960.80	10,113,189.02	238,163,215.38	212,588,427.97	55,279,937.23
3	Dolakha	801218 Bhimeshor Municipality	12,303,541.28	36,279,970.24	369,383,924.00	344,394,345.00	73,573,090.52
3	Dolakha	801548 Kalindhok Rural Municipality	6,241,185.00	12,102,305.00	298,104,000.00	278,938,311.29	37,509,178.71
3	Dolakha	801549 Gaurishankar Rural Municipality	6,172,355.70	785,259.00	264,585,421.30	267,888,747.90	3,654,288.10
3	Dolakha	801550 Tamakoshi Rural Municipality	6,469,188.12	1,503,270.00	257,700,381.95	227,715,348.95	37,957,491.12
3	Dolakha	801551 Baateshor Rural Municipality	7,196,294.62	5,294,315.00	234,813,499.51	221,901,138.41	25,402,970.72
3	Dolakha	801552 Melung Rural Municipality	6,261,409.91	842,580.00	242,146,017.24	185,515,016.38	63,734,990.77
3	Dolakha	801553 Bigu Rural Municipality	6,081,427.30	15,521,167.00	272,512,445.00	275,961,739.30	18,153,300.00
3	Dolakha	801554 Shalung Rural Municipality	5,829,980.13	4,381,962.00	240,098,556.47	219,729,684.18	30,580,814.42
3	Sindhupalchowk	801219 Chautara Segachowkgadhi Municipality	53,252,144.41	21,760,275.47	504,645,794.00	550,889,391.62	28,758,822.26
3	Sindhupalchowk	801220 Melamchi Municipality	4,719,038.94	18,437,720.33	454,546,606.32	454,398,471.32	23,304,894.27
3	Sindhupalchowk	801221 Barabhishe Municipality	18,574,153.15	5,768,681.55	285,616,000.00	290,104,146.00	19,854,888.70
3	Sindhupalchowk	801555 Indrawati Rural Municipality	-	21,128,051.62	309,331,213.70	316,712,547.40	13,746,717.92
3	Sindhupalchowk	801556 Jugal Rural Municipality	5,293,094.00	4,672,437.90	257,737,000.00	212,808,127.90	54,894,404.00
3	Sindhupalchowk	801557 Tripurasundari Rural Municipality	8,233,419.72	4,649,995.31	182,343,412.03	163,743,363.27	31,483,463.79
3	Sindhupalchowk	801558 Paachpokhari Thangpal Rural Municipality	366,732.12	1,115,990.00	247,241,000.00	156,824,955.00	91,898,767.12
3	Sindhupalchowk	801559 Balefi Rural Municipality	9,628,364.29	1,129,820.00	218,291,000.00	212,657,214.05	16,391,970.24
3	Sindhupalchowk	801560 Bhotekoshi Rural Municipality	8,233,419.72	13,772,981.55	198,056,000.00	178,446,203.59	41,616,197.68
3	Sindhupalchowk	801561 Lisankhupakhar Rural Municipality	5,878,430.80	1,583,208.60	204,868,000.00	190,089,604.80	22,240,032.60
3	Sindhupalchowk	801562 Sunkoshi Rural Municipality	7,451,059.67	941,000.00	236,993,000.00	216,882,073.50	28,502,986.17
3	Sindhupalchowk	801563 Helambu Rural Municipality	7,178,635.27	1,314,785.00	242,610,000.00	225,226,354.93	25,877,065.94
3	Rasuwa	801564 Ultargaya Rural Municipality	5,892,696.06	1,127,569.99	162,012,002.36	145,264,026.47	23,768,241.94
3	Rasuwa	801565 Kalika Rural Municipality	4,484,338.65	4,247,384.34	169,818,386.03	155,157,146.23	23,392,962.79
3	Rasuwa	801566 Goshaikunda Rural Municipality	6,700,631.37	1,393,479.00	191,583,973.00	164,891,486.91	34,786,596.46
3	Rasuwa	801567 Naukunda Rural Municipality	6,960,918.87	1,262,388.27	178,363,419.99	160,231,830.99	26,354,896.14
3	Rasuwa	801568 Parbatikunda Rural Municipality	6,664,038.65	262,738.20	168,139,000.00	115,983,154.61	59,082,822.24
3	Dhading	801222 Dhumbeshi Municipality	23,881,766.61	17,322,003.00	283,159,000.00	230,344,380.33	94,018,389.28
3	Dhading	801223 Nilkantha Municipality	47,040,269.43	34,544,326.74	542,787,000.00	491,369,483.52	133,002,112.65
3	Dhading	801569 Khaniyabas Rural Municipality	10,358,065.23	1,331,982.00	164,013,465.90	121,914,303.58	53,789,209.55
3	Dhading	801570 Gangajamuna Rural Municipality	11,104,768.76	4,911,340.00	270,665,766.67	227,481,252.97	59,200,622.46
3	Dhading	801571 Gajuri Rural Municipality	14,553,557.36	20,192,595.00	283,595,654.60	265,347,599.50	52,994,207.46

3	Dhading	801572 Galchhi Rural Municipality	2,633,050.79	26,887,528.04	256,345,155.72	234,150,155.72	51,715,578.83
3	Dhading	801573 Jwalamukhu Rural Municipality	6,543,820.10	6,333,104.50	274,168,500.00	244,113,314.34	42,932,110.26
3	Dhading	801574 Tripurasundari Rural Municipality	1,555,000.00	2,066,643.00	299,960,000.00	245,916,584.20	57,865,058.80
3	Dhading	801575 Thakre Rural Municipality	21,655,538.55	26,916,089.08	289,889,351.40	264,065,316.15	74,395,662.88
3	Dhading	801576 Netrabati Rural Municipality	9,963,223.68	1,095,819.00	179,486,784.50	150,824,672.66	39,721,154.52
3	Dhading	801577 Benighat Rorang Rural Municipality	7,469,392.00	20,858,981.77	334,566,054.13	341,633,343.79	21,261,084.11
3	Dhading	801578 Rubi Valley Rural Municipality	6,086,194.22	1,110,586.00	154,194,572.96	104,123,468.32	57,267,884.86
3	Dhading	801579 Siddhalek Rural Municipality	2,815,680.78	8,776,903.00	257,465,642.00	268,770,930.50	287,295.28
3	Nuwakot	801224 Bidur Municipality	61,693,458.73	58,880,839.33	512,251,000.00	489,458,925.23	143,366,372.83
3	Nuwakot	801225 Beikoigadhi Municipality	17,976,265.20	5,507,836.10	410,274,000.00	342,361,730.00	91,396,371.30
3	Nuwakot	801580 Kakani Rural Municipality	8,752,692.00	31,586,218.38	270,268,967.45	252,682,251.89	58,024,625.94
3	Nuwakot	801581 Kispang Rural Municipality	3,688,175.68	1,155,998.50	178,826,478.00	167,483,051.30	16,167,600.88
3	Nuwakot	801582 Tadigau Rural Municipality	1,745,617.18	864,606.00	219,699,000.00	193,545,412.63	28,763,810.55
3	Nuwakot	801583 Tarkeshwor Rural Municipality	5,575,910.00	739,018.00	202,087,000.00	159,183,158.80	49,218,769.20
3	Nuwakot	801584 Dupcheswor Rural Municipality	9,545,592.70	1,794,138.00	258,535,000.00	223,664,728.49	46,210,002.21
3	Nuwakot	801585 Panchakanya Rural Municipality	9,084,580.76	1,528,195.35	183,171,788.40	160,434,658.75	33,349,906.76
3	Nuwakot	801586 Meghang Rural Municipality	6,546,359.00	3,014,885.00	186,174,000.00	195,494,925.00	240,019.00
3	Nuwakot	801587 Likhu Rural Municipality	5,887,762.21	1,565,896.00	184,615,000.00	142,782,704.00	49,285,954.21
3	Nuwakot	801588 Shivapuri Rural Municipality	11,593,550.50	5,489,073.50	274,108,000.00	256,918,403.50	34,272,220.50
3	Nuwakot	801589 Suryagadhi Rural Municipality	7,845,088.20	276,667.00	186,800,000.00	160,535,655.51	34,386,099.69
3	Kathmandu	801226 Kageshwori Manohara Municipality	119,333,000.00	178,323,147.09	340,811,661.09	361,023,104.71	277,444,703.47
3	Kathmandu	801228 Gokarneshwor Municipality	68,221,324.00	142,609,987.00	445,017,152.96	515,030,253.30	140,818,210.66
3	Kathmandu	801235 Shankarapur Municipality	49,487,987.00	98,499,535.00	274,149,000.00	381,632,684.58	40,503,837.42
3	Kathmandu	801101 Kathmandu Metropolitan city	515,421,725.42	2,291,639,152.37	2,200,662,000.00	4,077,405,951.73	930,316,926.06
3	Kathmandu	801227 Kirtipur Municipality	93,890,713.31	96,754,142.77	311,748,000.00	382,207,991.26	120,184,864.82
3	Kathmandu	801229 Chandragiri Municipality	109,829,335.80	101,924,905.67	479,261,427.62	619,642,149.09	71,373,520.00
3	Kathmandu	801232 Dakshinkali Municipality	8,953,430.00	21,192,395.00	273,313,300.00	267,497,160.00	35,961,965.00
3	Kathmandu	801233 Nagarjun Municipality	48,067,252.04	221,841,170.13	340,305,671.97	562,125,396.98	48,088,697.16
3	Kathmandu	801230 Tokha Municipality	15,860,311.59	165,000,818.78	327,553,298.00	344,437,581.79	163,977,846.58
3	Kathmandu	801231 Tarkeshwor Municipality	144,201,963.00	189,477,428.00	434,719,062.00	492,634,264.00	275,764,189.00
3	Kathmandu	801234 Budhanilkantha Municipality	39,404,150.00	171,073,562.00	422,343,173.80	609,014,710.80	23,806,175.00
3	Lalitpur	801102 Lalitpur Metropolitanity	260,731,877.88	778,574,509.14	913,345,534.70	1,402,284,102.37	550,367,819.35
3	Lalitpur	801236 Godawari Municipality	56,881,402.79	79,838,513.13	529,790,482.39	488,987,288.99	177,523,109.32
3	Lalitpur	801237 Mahalaxmi Municipality	67,151,755.88	65,520,906.91	334,376,591.59	322,792,711.41	144,256,542.97
3	Lalitpur	801590 Konyosom Rural Municipality	6,212,889.46	1,535,678.00	168,283,000.00	141,608,020.00	34,423,547.46

3	Lalitpur	801591	Bagmati Rural Municipality	4,956,166.50	3,900,827.32	232,433,435.00	229,986,376.78	11,304,052.04
3	Lalitpur	801592	Mahankaal Rural Municipality	5,619,798.35	842,382.00	184,154,055.50	183,072,771.50	7,543,464.35
3	Bhaktapur	801238	Changunarayan Municipality	115,712,188.04	135,992,765.36	421,525,401.33	490,544,868.26	182,685,488.47
3	Bhaktapur	801239	Bhaktapur Municipality	145,044,577.37	549,632,344.07	405,132,681.51	872,780,307.42	227,029,295.53
3	Bhaktapur	801240	Madhyapur Thimi Municipality	184,836,905.06	158,872,751.84	323,076,396.12	380,602,331.78	286,183,721.24
3	Bhaktapur	801241	Suryabinayak Municipality	98,405,164.74	100,605,924.47	417,720,625.37	513,403,799.76	103,327,914.82
3	Kavrepalanchowk	801242	Dhulikhel Municipality	7,472,731.79	41,291,894.14	345,358,648.53	355,791,307.36	38,331,967.10
3	Kavrepalanchowk	801243	Namobuddha Municipality	14,515,050.60	125,593,026.26	330,397,000.00	455,990,026.26	14,515,050.60
3	Kavrepalanchowk	801244	Panauti Municipality	47,876,457.45	80,630,866.72	407,100,000.00	404,228,638.77	131,378,685.40
3	Kavrepalanchowk	801245	Paachkhali Municipality	36,796,872.52	105,881,691.26	355,307,000.00	464,283,261.16	33,702,302.62
3	Kavrepalanchowk	801246	Banepa Municipality	64,366,495.19	61,574,045.74	404,862,000.00	398,093,199.28	132,709,341.65
3	Kavrepalanchowk	801247	Mandandeuvar Municipality	11,547,299.84	44,499,863.27	329,915,000.00	322,660,924.74	63,301,238.37
3	Kavrepalanchowk	801593	Khanikhola Rural Municipality	5,352,224.96	228,879.00	205,123,000.00	151,307,638.99	59,996,464.97
3	Kavrepalanchowk	801594	Chaurideurali Rural Municipality	8,441,322.91	2,267,918.00	292,111,156.00	266,646,530.60	36,173,866.31
3	Kavrepalanchowk	801595	Temal Rural Municipality	7,026,083.32	995,192.52	275,578,000.00	225,114,926.01	58,484,349.83
3	Kavrepalanchowk	801596	Bethanchowk Rural Municipality	-	14,480,794.65	225,622,000.00	171,479,301.16	68,623,493.49
3	Kavrepalanchowk	801597	Bhumli Rural Municipality	7,953,881.02	7,639,633.00	258,166,200.00	193,835,869.18	79,923,844.84
3	Kavrepalanchowk	801598	Mahabharat Rural Municipality	4,833,105.00	374,594.00	233,538,000.00	177,589,670.29	61,156,028.71
3	Kavrepalanchowk	801599	Roshi Rural Municipality	-	1,109,000.00	368,569,000.00	329,505,923.35	40,172,076.65
3	Makwanpur	801115	Helauda Submetropolitan city	73,178,747.96	201,931,729.87	958,355,838.79	954,772,200.79	278,694,115.83
3	Makwanpur	801248	Thaha Municipality	21,432,082.93	121,540,166.00	380,877,333.53	377,253,407.33	146,596,175.13
3	Makwanpur	801600	Indrasarobar Rural Municipality	8,009,533.75	5,280,788.09	165,025,461.00	149,825,397.00	28,490,385.84
3	Makwanpur	801601	Kailash Rural Municipality	14,626,221.04	1,850,156.50	268,467,404.30	224,770,641.95	60,173,139.89
3	Makwanpur	801602	Bakalya Rural Municipality	13,386,665.59	2,533,898.63	403,215,161.30	341,179,885.13	77,955,838.39
3	Makwanpur	801603	Bagmati Rural Municipality	8,388,871.62	13,573,270.62	322,310,516.00	265,760,915.00	78,511,743.24
3	Makwanpur	801604	Bhimfedi Rural Municipality	8,239,424.88	5,094,735.62	292,817,814.03	245,682,384.02	60,469,890.51
3	Makwanpur	801605	Makwanpurgadhi Rural Municipality	5,943,581.44	12,504,272.20	280,550,279.28	282,488,770.68	16,509,362.24
3	Makwanpur	801606	Mahanani Rural Municipality	9,062,087.33	34,600,605.55	326,664,832.87	313,141,544.10	57,185,981.65
3	Makwanpur	801607	Rakshirang Rural Municipality	715,000.00	1,558,390.00	285,186,120.31	248,472,675.81	38,986,834.50
2	Rautahat	801249	Garuda Municipality	12,341,481.66	10,062,568.43	328,406,000.00	277,394,026.32	73,416,023.77
2	Rautahat	801250	Gaur Municipality	29,111,910.58	7,229,639.00	276,605,153.45	279,355,801.06	33,590,901.97
2	Rautahat	801251	Chandrapur Municipality	41,818,586.71	43,348,194.18	504,855,000.00	427,370,821.39	162,650,959.50
2	Rautahat	801378	Rajdevi Municipality	-	75,100.51	260,654,000.00	227,730,509.82	32,998,590.69
2	Rautahat	801608	Isnath Municipality	10,071,020.04	-	266,068,000.00	270,017,060.15	6,121,959.89
2	Rautahat	801609	Kathariya Municipality	7,198,146.90	1,143,000.00	264,696,762.00	233,236,070.00	39,801,838.90

2	Rautahat	801610	Gadhimai Municipality	5,221,097.82	674,197.00	280,430,000.00	284,465,336.77	1,859,958.05
2	Rautahat	801611	Gujara Municipality	9,611,675.54	1,498,393.00	349,435,000.00	327,522,587.07	33,022,481.47
2	Rautahat	801612	Durgabagwati Rural Municipality	4,944,372.78	86,767.40	198,708,000.00	163,258,785.23	40,480,354.95
2	Rautahat	801613	Debahi Gonahi Municipality	5,086,955.26	18,511.02	231,904,000.00	232,121,181.60	4,888,284.68
2	Rautahat	801614	Paroha Municipality	6,768,196.97	609,196.50	247,217,724.40	201,663,016.44	52,932,101.43
2	Rautahat	801615	Fatua Bijaypur Municipality	7,768,830.53	511,409.15	279,145,186.80	252,389,804.70	35,035,621.78
2	Rautahat	801616	Baudhimai Municipality	5,685,967.60	2,707,343.85	240,223,000.00	192,117,818.01	56,498,493.44
2	Rautahat	801617	Madhavarayan Municipality	4,921,228.95	840,984.41	262,702,000.00	258,934,739.45	9,529,473.91
2	Rautahat	801618	Maulapur Municipality	8,966,624.11	458,285.47	217,104,000.00	223,630,696.66	2,898,212.92
2	Rautahat	801619	Rajpur Municipality	5,662,286.46	-	257,346,000.00	213,229,404.14	49,778,882.32
2	Rautahat	801620	Brindaban Municipality	4,803,915.00	2,463,039.98	308,911,000.00	268,242,221.90	47,935,733.08
2	Rautahat	801886	Yamunamai Rural Municipality	-	-	187,477,000.00	172,850,029.31	14,626,970.69
2	Bara	801116	Kaliya Submetropolitan city	12,823,070.23	55,918,180.94	736,807,000.00	727,437,011.80	78,111,239.37
2	Bara	801117	Jitpur-Simara Submetropolitan city	26,624,435.00	28,163,909.00	716,686,000.00	497,332,803.00	274,141,541.00
2	Bara	801252	Koilbi Municipality	15,352,326.49	4,430,404.24	345,079,783.35	332,455,681.43	32,406,832.65
2	Bara	801253	Nilgadh Municipality	-	96,810,146.48	345,721,500.00	381,340,973.39	61,190,673.09
2	Bara	801254	Mahagadhimai Municipality	26,230,633.40	8,485,692.59	372,438,000.00	293,723,521.35	113,430,804.64
2	Bara	801255	Simraungadh Municipality	19,982,640.00	3,582,555.00	322,281,912.00	236,481,335.00	109,365,772.00
2	Bara	801621	Adarsha Kowal Rural Municipality	9,545,008.00	235,510.70	207,113,459.17	156,061,420.34	60,832,557.53
2	Bara	801622	Karaiyamai Rural Municipality	11,664,710.00	1,046,541.00	215,799,000.00	203,263,517.23	25,246,733.77
2	Bara	801623	Deulaal Rural Municipality	8,219,234.09	6,811,727.15	167,459,338.57	135,110,924.25	47,379,375.56
2	Bara	801624	Pachrauta Municipality	11,876,000.00	968,804.35	253,576,000.00	189,164,579.50	77,256,224.85
2	Bara	801625	Pawanipur Rural Municipality	19,875,171.67	410,252.45	165,412,682.00	123,089,518.00	62,608,588.12
2	Bara	801626	Parsauni Rural Municipality	5,069,341.46	11,165,428.13	194,477,121.45	167,516,961.13	43,194,927.91
2	Bara	801627	Feta Rural Municipality	5,105,440.69	13,292,651.55	198,960,200.00	136,303,505.50	81,054,786.74
2	Bara	801628	Baragadhi Rural Municipality	5,862,870.52	3,639,927.60	207,074,000.00	153,716,329.20	63,060,468.92
2	Bara	801629	Subarnapur Rural Municipality	13,373,342.43	5,393,786.36	234,387,698.00	132,270,952.69	120,883,874.10
2	Bara	801887	Bishrampur Rural Municipality	-	5,751,652.00	161,919,879.00	118,202,788.01	49,468,742.99
2	Parsa	801118	Bitgunji Metropolitan city	15,026,912.00	203,289,605.00	1,066,775,846.95	1,131,818,653.95	153,273,710.00
2	Parsa	801256	Pokhariya Municipality	-	2,878,117.00	270,429,000.00	209,833,206.00	63,474,911.00
2	Parsa	801630	Chhipaharmal Rural Municipality	-	1,191,729.00	199,094,000.00	198,416,266.00	1,869,463.00
2	Parsa	801631	Jagamathpur Rural Municipality	-	89,877.00	239,260,000.00	192,006,619.00	47,343,258.00
2	Parsa	801632	Dhobini Rural Municipality	-	-	166,769,652.00	113,527,374.00	53,242,278.00
2	Parsa	801633	Pakaha Mainpur Rural Municipality	-	121,000.00	163,816,899.00	117,871,390.00	46,066,509.00
2	Parsa	801634	Palenwa Sugauli Rural Municipality	-	365,703.00	215,210,057.37	155,814,856.37	59,760,904.00

2	Paisa	801635 Paishagadhi Municipality	-	1,619,455.00	289,996,110.00	177,171,984.00	114,443,581.00
2	Paisa	801636 Bahudamai Municipality	8,930,557.46	2,181,073.00	263,389,899.00	106,362,789.00	168,138,740.46
2	Paisa	801638 Bindabasini Rural Municipality	-	819,068.00	190,664,000.00	134,647,912.00	56,835,156.00
2	Paisa	801639 Sakhua Parsauni Rural Municipality	11,167,108.00	1,954,000.00	260,758,000.00	179,320,855.00	94,558,253.00
2	Paisa	801640 Subarnapur Rural Municipality	-	197,556.00	244,363,000.00	207,724,341.00	36,836,215.00
2	Paisa	801888 Kalkamai Rural Municipality	-	248,473.00	160,860,146.24	128,259,695.24	32,848,924.00
2	Paisa	801889 Jirabhawani Rural Municipality	-	3,222,000.00	192,262,000.00	151,011,891.00	44,472,109.00
3	Chitwan	801103 Bharatpur Metropolitan City	326,204,959.48	507,483,559.61	1,446,555,996.38	1,733,681,872.39	546,662,643.08
3	Chitwan	801257 Kalka Municipality	34,228,354.17	44,562,769.70	353,200,860.16	384,589,782.91	47,402,201.12
3	Chitwan	801258 Khairahani Municipality	55,989,062.79	36,600,975.66	368,946,533.31	409,537,093.47	51,999,478.29
3	Chitwan	801259 Maadi Municipality	43,325,899.74	40,118,192.50	453,677,000.00	459,041,408.00	78,079,884.24
3	Chitwan	801260 Ratnanagar Municipality	32,420,194.87	55,739,875.12	457,920,630.11	519,104,205.48	26,976,494.62
3	Chitwan	801261 Rapti Municipality	20,458,010.13	19,930,095.18	447,788,561.90	417,219,997.64	70,956,669.57
3	Chitwan	801641 Ichhakamana Rural Municipality	8,826,259.00	6,976,082.28	282,649,075.37	259,989,520.53	38,461,896.12
5	Nawalparasi	801265 Bardaghat Municipality	-	88,505,448.96	435,524,941.61	469,523,863.39	54,506,523.18
5	Nawalparasi	801267 Ramgram Municipality	24,470,395.00	32,024,573.81	423,162,995.67	434,745,790.95	44,912,173.53
5	Nawalparasi	801268 Sunawal Municipality	36,865,973.18	55,302,863.21	372,857,713.51	393,575,853.46	71,450,696.44
5	Nawalparasi	801642 Susta Rural Municipality	8,251,278.29	10,687,333.00	256,231,589.00	214,895,181.14	60,275,019.15
5	Nawalparasi	801643 Palhinandan Rural Municipality	7,112,159.33	11,407,157.39	260,470,000.00	215,711,788.36	63,277,528.36
5	Nawalparasi	801644 Pratapur Rural Municipality	15,705,984.11	2,783,474.88	329,663,305.04	272,811,765.59	75,340,998.44
5	Nawalparasi	801648 Sarawal Rural Municipality	15,857,114.85	11,474,568.00	277,449,000.00	231,742,170.66	73,038,512.19
5	Rupandehi	801119 Butwal Submetropolitan City	31,095,580.00	371,689,898.19	615,600,958.83	940,733,330.90	77,653,106.12
5	Rupandehi	801269 Tilotama Municipality	192,006,689.98	252,339,580.68	562,032,412.95	894,687,892.84	111,690,790.77
5	Rupandehi	801270 Devdaha Municipality	39,011,000.00	34,719,675.00	387,627,000.00	404,434,841.47	56,922,833.53
5	Rupandehi	801271 Lumbini Sanskrit Municipality	-	116,268,847.07	464,924,720.14	533,946,950.07	47,246,617.14
5	Rupandehi	801272 Siddharthanagar Municipality	35,830,664.98	88,279,058.94	400,610,000.00	471,680,703.99	53,039,019.93
5	Rupandehi	801273 Sainamaina Municipality	50,750,159.89	52,247,909.48	380,395,540.40	374,805,140.81	108,588,466.96
5	Rupandehi	801650 Onsatliya Rural Municipality	-	68,634,167.75	240,792,403.90	210,360,363.83	99,066,207.82
5	Rupandehi	801651 Kanchan Rural Municipality	7,383,355.29	18,873,293.93	258,654,744.00	259,758,044.93	25,153,348.29
5	Rupandehi	801652 Kotahimai Rural Municipality	20,483,106.85	2,067,901.79	279,845,500.00	256,750,178.93	45,656,329.71
5	Rupandehi	801653 Gaidahwa Rural Municipality	15,224,553.16	28,528,949.52	336,457,000.00	319,387,135.10	60,823,367.58
5	Rupandehi	801654 Marchabari Rural Municipality	11,837,773.74	55,691,290.00	270,739,000.00	205,574,134.56	132,693,929.18
5	Rupandehi	801655 Mayadevi Rural Municipality	29,727,148.25	18,116,720.53	319,309,000.00	298,226,977.35	68,925,891.43
5	Rupandehi	801656 Rohini Rural Municipality	11,135,717.64	8,588,104.00	279,054,025.00	279,510,976.93	19,266,869.71
5	Rupandehi	801657 Sudhodhan Rural Municipality	27,346,571.10	22,253,362.15	260,243,289.00	288,843,653.38	20,998,568.87

5	Rupandehi	801658 Sammarimai Rural Municipality	9,109,364.97	5,604,703.46	269,798,000.00	251,205,635.17	33,306,433.26
5	Rupandehi	801659 Siyari Rural Municipality	23,365,248.66	25,642,359.48	298,765,000.00	302,160,933.71	45,611,674.43
5	Kapilbastu	801274 Kapilbastu Municipality	11,062,622.27	27,154,304.50	512,378,000.00	484,940,046.54	65,654,880.23
5	Kapilbastu	801275 Krishnanagar Municipality	31,735,296.35	23,601,379.97	414,264,000.00	333,205,707.89	136,394,968.43
5	Kapilbastu	801276 Baadganga Municipality	35,007,335.94	22,361,175.05	544,171,526.20	580,434,533.70	21,105,503.49
5	Kapilbastu	801277 Buddhahumi Municipality	25,217,230.98	16,244,829.80	512,187,000.00	489,786,992.03	63,862,068.75
5	Kapilbastu	801278 Maharajgunj Municipality	13,190,408.27	3,669,839.00	394,053,183.00	279,039,881.59	131,873,548.68
5	Kapilbastu	801279 Sibaraj Municipality	30,472,455.61	6,386,396.87	498,824,000.00	452,439,591.47	83,243,261.01
5	Kapilbastu	801660 Mayadevi Rural Municipality	7,862,844.88	2,943,500.00	332,140,944.71	276,014,572.17	66,932,717.42
5	Kapilbastu	801661 Yashodhara Rural Municipality	6,992,785.32	2,579,897.38	291,788,000.00	260,507,097.44	40,853,585.26
5	Kapilbastu	801662 Bijaynagar Rural Municipality	8,070,131.92	7,247,473.19	300,759,000.00	306,626,311.25	9,450,293.86
5	Kapilbastu	801663 Suddhodhan Rural Municipality	8,048,877.11	2,881,469.00	305,672,733.44	261,822,194.69	54,780,884.86
5	Arghachahi	801280 Bhumikasthan Municipality	5,473,143.73	5,965,948.69	366,347,153.89	330,248,815.19	47,537,431.12
5	Arghachahi	801281 Shitganga Municipality	6,295,654.99	4,185,558.54	524,061,543.00	493,194,913.00	41,347,843.53
5	Arghachahi	801282 Sandikharka Municipality	10,360,263.00	17,773,706.35	427,814,932.89	445,045,181.21	10,903,721.03
5	Arghachahi	801664 Chhatradev Rural Municipality	2,591,196.28	2,319,075.82	296,793,152.00	288,517,721.30	13,185,702.80
5	Arghachahi	801665 Paanini Rural Municipality	7,538,704.50	4,392,045.00	345,314,500.96	327,248,987.21	29,996,263.25
5	Arghachahi	801666 Malarani Rural Municipality	7,441,428.50	2,577,391.06	336,996,566.49	318,795,836.43	28,219,549.62
5	Palpa	801283 Tansen Municipality	67,212,802.92	34,337,511.06	476,079,435.55	500,972,402.95	76,657,346.58
5	Palpa	801284 Rampur Municipality	43,476,502.05	13,423,292.66	381,015,211.63	402,686,169.23	35,228,837.11
5	Palpa	801667 Tinau Rural Municipality	9,514,868.14	10,407,737.32	261,328,000.00	253,663,477.15	27,587,128.31
5	Palpa	801668 Nisiti Rural Municipality	5,936,486.36	1,914,497.00	315,724,548.00	304,717,049.86	18,858,481.50
5	Palpa	801669 Purbakhola Rural Municipality	6,731,272.28	3,300,371.00	252,651,388.80	241,827,722.08	20,855,310.00
5	Palpa	801670 Bagnaskali Rural Municipality	7,599,410.98	5,275,106.00	270,717,038.00	281,621,661.69	1,969,893.29
5	Palpa	801671 Mathagadhi Rural Municipality	14,443,071.29	3,276,168.00	312,100,287.00	310,800,091.17	19,019,435.12
5	Palpa	801672 Rambha Rural Municipality	8,315,285.51	3,109,665.97	246,812,040.00	216,840,659.00	41,396,333.48
5	Palpa	801673 Ribdikot Rural Municipality	9,549,724.00	1,632,164.00	275,218,760.90	267,737,375.90	18,663,273.00
5	Palpa	801674 Rainadevi Chhahara Rural Municipality	6,363,788.40	3,838,105.00	348,793,439.90	340,027,752.90	18,967,580.40
5	Gulmi	801285 Mushkot Municipality	-	6,063,504.26	356,136,500.28	340,889,665.78	21,310,338.76
5	Gulmi	801286 Resunga Municipality	17,339,663.91	6,632,494.90	332,325,109.90	321,863,760.00	34,433,508.71
5	Gulmi	801675 Ishma Rural Municipality	6,002,944.30	1,282,676.00	246,360,992.29	233,784,741.48	19,861,871.11
5	Gulmi	801676 Kaligandaki Rural Municipality	7,447,492.00	1,118,855.00	250,785,000.00	242,137,005.00	17,214,342.00
5	Gulmi	801677 Gulmidubar Rural Municipality	6,443,624.40	2,526,860.80	236,981,543.89	228,434,455.16	17,517,573.93
5	Gulmi	801678 Chandrakot Rural Municipality	6,643,326.00	5,197,560.22	268,935,771.50	272,006,547.70	8,770,110.02
5	Gulmi	801679 Chhatrakot Rural Municipality	6,116,821.00	1,962,264.55	259,250,000.00	209,598,036.38	57,731,049.17

5	Gulmi	801680	Dhurkot Rural Municipality	5,795,258.00	1,521,237.00	287,616,162.00	272,954,152.61	21,978,504.39
5	Gulmi	801681	Madane Rural Municipality	5,562,883.00	1,262,369.00	268,187,234.95	250,381,114.00	24,631,372.95
5	Gulmi	801682	Malika Rural Municipality	5,733,472.44	1,132,000.00	283,815,398.20	260,245,839.00	30,435,031.64
5	Gulmi	801683	Ruru Rural Municipality	4,800,000.00	1,756,668.00	250,066,564.82	237,840,256.70	18,782,976.12
5	Gulmi	801684	Salyabati Rural Municipality	6,347,404.00	2,514,583.00	292,867,408.00	286,176,985.00	15,552,410.00
Gandaki	Syangja	801287	Galyang Municipality	5,379,587.00	13,106,247.00	395,642,863.00	382,712,339.00	31,416,358.00
Gandaki	Syangja	801288	Chapakot Municipality	27,700,000.00	8,692,542.15	327,298,201.00	353,110,697.00	10,580,046.15
Gandaki	Syangja	801289	Pulalibajar Municipality	32,640,478.00	35,705,214.00	484,366,000.00	511,369,715.00	41,341,977.00
Gandaki	Syangja	801290	Bhirkot Municipality	33,062,670.93	10,730,893.00	283,266,546.08	304,291,976.76	22,768,133.25
Gandaki	Syangja	801291	Walung Municipality	12,164,345.31	21,594,129.14	478,740,615.79	466,659,530.27	45,839,559.97
Gandaki	Syangja	801685	Arjunchauri Rural Municipality	6,729,146.88	2,184,826.00	215,042,999.00	199,699,928.83	24,257,043.05
Gandaki	Syangja	801686	Aandikhola Rural Municipality	6,428,748.31	2,012,231.00	246,169,164.00	238,191,170.25	16,418,973.06
Gandaki	Syangja	801687	Kaligandaki Rural Municipality	6,354,793.68	4,673,162.00	260,815,942.80	232,406,858.48	39,437,040.00
Gandaki	Syangja	801688	Fedikhola Rural Municipality	5,351,346.84	1,458,944.80	186,461,213.05	171,044,234.67	22,227,270.02
Gandaki	Syangja	801689	Birawa Rural Municipality	7,376,829.09	4,033,659.90	249,863,473.00	228,939,823.00	32,334,138.99
Gandaki	Syangja	801690	Hairnash Rural Municipality	5,402,546.00	1,413,899.00	220,153,865.00	173,492,088.00	53,478,222.00
Gandaki	Tanahu	801292	Bhanu Municipality	6,703,599.91	14,058,775.86	489,093,000.00	407,746,902.86	102,108,472.91
Gandaki	Tanahu	801293	Bhimad Municipality	-	44,151,414.00	337,174,526.28	293,700,674.28	87,625,266.00
Gandaki	Tanahu	801294	Byas Municipality	55,118,048.45	181,914,508.49	667,891,532.94	823,235,549.05	81,688,540.83
Gandaki	Tanahu	801295	Shuklagandaki Municipality	30,153,807.81	40,750,441.65	438,875,411.06	428,493,078.25	81,286,582.27
Gandaki	Tanahu	801691	Aabukhairani Rural Municipality	-	8,799,187.32	230,591,000.00	195,900,533.88	43,489,653.44
Gandaki	Tanahu	801692	Rishing Rural Municipality	16,365,269.32	6,086,270.35	314,362,048.51	257,101,603.72	79,711,984.46
Gandaki	Tanahu	801693	Ghiring Rural Municipality	17,888,914.43	4,225,429.00	238,001,770.25	186,249,205.05	73,866,908.63
Gandaki	Tanahu	801694	Devghat Rural Municipality	12,039,616.45	7,723,270.16	229,206,095.94	246,745,157.04	2,223,825.51
Gandaki	Tanahu	801695	Myade Rural Municipality	10,914,601.18	4,829,252.24	241,085,006.26	199,280,283.06	57,548,576.62
Gandaki	Tanahu	801696	Bandipur Rural Municipality	408,586.29	32,435,619.65	246,022,000.00	207,317,738.68	71,548,467.26
Gandaki	Gorkha	801296	Gorkha Municipality	33,141,969.15	49,264,572.19	474,027,783.47	518,736,709.68	37,697,615.13
Gandaki	Gorkha	801297	Palungtar Municipality	33,144,427.83	28,440,353.90	403,177,133.00	396,916,938.30	67,844,976.43
Gandaki	Gorkha	801697	Ajirkot Rural Municipality	6,402,655.00	1,198,344.48	283,554,000.00	172,459,031.93	118,695,967.55
Gandaki	Gorkha	801698	Aarughat Rural Municipality	6,785,780.00	1,896,939.27	294,644,000.00	244,209,556.00	59,117,163.27
Gandaki	Gorkha	801699	Gandaki Rural Municipality	5,218,727.50	5,139,698.31	285,448,794.00	262,955,619.73	32,851,600.08
Gandaki	Gorkha	801700	Chumubri Rural Municipality	5,785,600.00	2,429,634.61	182,440,000.00	130,928,167.00	59,727,067.61
Gandaki	Gorkha	801701	Dharche Rural Municipality	5,167,274.68	2,160,081.61	206,203,538.80	188,444,218.25	25,086,676.84
Gandaki	Gorkha	801702	Bhimsen Rural Municipality	4,748,436.00	1,378,439.00	284,798,856.00	231,782,707.00	59,143,024.00
Gandaki	Gorkha	801703	Sahid Laxhan Rural Municipality	11,030,201.55	6,979,106.17	317,399,140.20	298,525,112.72	36,883,335.20

Gandaki	Gorkha	801704 Siranchowk Rural Municipality	6,972,389.10	2,334,516.23	320,293,266.39	250,028,679.10	79,571,492.62
Gandaki	Gorkha	801705 Sulikot Rural Municipality	7,131,690.00	1,826,997.00	315,978,000.00	256,650,959.00	68,285,728.00
Gandaki	Manang	801706 Chhame Rural Municipality	5,010,803.92	8,085,391.00	141,273,300.00	135,481,125.69	18,888,363.23
Gandaki	Manang	801707 Naarfu Rural Municipality	4,849,186.00	1,193,615.00	107,387,552.00	85,568,662.00	27,861,891.00
Gandaki	Manang	801708 Nashong Rural Municipality	5,815,324.49	-	156,737,247.00	149,272,311.08	13,280,260.41
Gandaki	Manang	801709 Neshyang Rural Municipality	5,622,939.06	2,638,709.00	156,854,148.62	126,673,352.22	38,442,444.46
Gandaki	Lamjung	801298 Beshisahr Municipality	19,269,259.33	17,186,027.67	384,080,459.83	362,564,040.94	57,971,705.89
Gandaki	Lamjung	801299 Madyanepal Municipality	24,096,330.21	3,344,574.00	333,170,000.00	311,764,112.30	48,946,791.91
Gandaki	Lamjung	801300 Rainash Municipality	15,078,759.44	4,145,642.00	280,792,041.00	277,018,462.17	22,997,980.27
Gandaki	Lamjung	801301 Sundarbazar Municipality	16,187,197.12	7,525,494.11	334,713,054.90	307,137,544.47	51,288,201.66
Gandaki	Lamjung	801710 Kwolasodhar Rural Municipality	6,272,576.70	2,465,504.83	193,365,293.90	197,271,718.13	4,832,657.30
Gandaki	Lamjung	801711 Dudhpokhari Rural Municipality	7,209,019.70	1,312,295.00	184,121,099.88	154,378,625.98	38,263,788.60
Gandaki	Lamjung	801712 Dordil Rural Municipality	5,045,147.20	1,038,206.00	295,065,048.70	246,413,968.70	54,734,433.20
Gandaki	Lamjung	801713 Marsyangdi Rural Municipality	5,710,352.10	4,217,381.00	305,333,754.00	265,573,671.96	49,687,815.14
Gandaki	Kaski	801104 Pokhara Lekhnath Metropolitanity	290,238,578.83	1,143,934,548.52	1,973,528,428.62	3,236,681,252.70	171,020,303.27
Gandaki	Kaski	801714 Annapurna Rural Municipality	5,011,344.65	14,782,126.00	333,168,327.00	262,722,281.80	90,239,515.85
Gandaki	Kaski	801715 Machhapuchhre Rural Municipality	13,623,217.93	3,423,513.00	329,618,000.00	276,183,287.82	70,481,443.11
Gandaki	Kaski	801716 Madi Rural Municipality	9,078,534.35	3,882,953.00	321,926,660.80	304,003,375.67	30,884,772.48
Gandaki	Kaski	801717 Rupa Rural Municipality	8,697,079.74	3,289,733.50	223,796,400.20	215,927,238.53	19,855,974.91
Gandaki	Parbat	801302 Kushma Municipality	34,319,276.94	10,562,154.34	478,937,608.00	507,397,272.82	16,421,766.46
Gandaki	Parbat	801303 Phalewas Municipality	6,571,833.00	4,044,055.00	375,992,000.00	369,553,340.00	17,054,548.00
Gandaki	Parbat	801718 Jajjala Rural Municipality	5,563,000.00	2,467,546.00	280,353,000.00	270,592,748.36	17,790,797.64
Gandaki	Parbat	801719 Paiyun Rural Municipality	6,170,456.00	-	218,949,000.00	200,910,766.21	24,208,689.79
Gandaki	Parbat	801720 Mahashila Rural Municipality	10,409,665.61	2,134,589.88	198,098,000.00	196,152,397.61	14,489,857.88
Gandaki	Parbat	801721 Modi Rural Municipality	9,306,779.50	7,988,787.01	310,716,415.16	300,791,332.48	27,220,649.19
Gandaki	Parbat	801722 Bihadi Rural Municipality	6,529,788.00	842,092.11	210,919,701.00	201,358,808.70	16,932,772.41
Gandaki	Baglung	801304 Galkot Municipality	5,412,202.50	10,078,340.50	397,215,000.00	401,620,747.45	11,084,795.55
Gandaki	Baglung	801305 Jaimini Municipality	7,475,846.21	3,011,990.33	408,290,000.00	361,041,246.00	57,736,590.54
Gandaki	Baglung	801306 Dhorpatan Municipality	5,356,082.00	8,815,000.00	283,686,932.66	297,308,000.00	550,014.66
Gandaki	Baglung	801307 Baglung Municipality	13,991,321.20	27,549,740.69	549,935,000.00	546,651,195.99	44,824,865.90
Gandaki	Baglung	801723 Kaikekholo Rural Municipality	5,549,571.09	2,246,822.00	316,540,000.00	300,500,583.09	23,835,810.00
Gandaki	Baglung	801724 Tamankholo Rural Municipality	3,094,671.00	1,721,009.00	159,322,000.00	100,292,980.00	63,844,700.00
Gandaki	Baglung	801725 Tarakhola Rural Municipality	5,923,732.00	2,681,078.30	173,232,651.00	158,868,799.08	22,968,662.22
Gandaki	Baglung	801726 Nishikhola Rural Municipality	5,430,397.70	859,082.00	266,291,000.00	251,081,173.00	21,499,306.70
Gandaki	Baglung	801727 Badigaad Rural Municipality	4,898,237.00	5,959,671.00	341,691,217.00	321,966,496.00	30,582,629.00



Gandaki	Baglun	801728	Barang Rural Municipality	5,641,953.10	1,496,817.00	206,711,000.00	197,164,822.00	16,684,948.10
Gandaki	Myagdi	801308	Beni Municipality	8,232,646.30	13,567,882.00	399,861,065.68	381,961,593.98	39,700,000.00
Gandaki	Myagdi	801729	Annapurna Rural Municipality	6,657,408.60	3,998,814.50	257,016,000.00	213,481,190.52	54,191,032.58
Gandaki	Myagdi	801730	Dhawalagiri Rural Municipality	5,666,548.20	1,796,817.00	250,229,000.00	196,408,189.63	61,284,175.57
Gandaki	Myagdi	801731	Mangala Rural Municipality	-	2,092,849.00	222,800,825.00	201,887,440.30	23,006,233.70
Gandaki	Myagdi	801732	Malika Rural Municipality	-	2,360,927.50	247,751,494.61	195,466,744.11	54,645,678.00
Gandaki	Myagdi	801733	Raghuganga Rural Municipality	5,754,170.81	1,441,568.00	254,736,000.00	222,170,578.42	39,761,160.39
Gandaki	Mustang	801734	Gharphajong Rural Municipality	6,641,521.92	4,014,826.00	163,876,485.43	147,397,602.38	27,135,230.97
Gandaki	Mustang	801735	Thasang Rural Municipality	5,834,301.00	1,771,331.00	174,042,321.54	152,886,688.84	28,761,264.70
Gandaki	Mustang	801736	Dalome Rural Municipality	7,248,957.80	1,152,295.00	116,710,283.00	100,943,445.04	24,168,090.76
Gandaki	Mustang	801737	Lomangthan Rural Municipality	7,404,194.00	1,013,344.00	127,050,088.20	114,211,395.84	21,256,230.36
Gandaki	Mustang	801738	Bhargava Muktihetra Rural Municipality	6,468,633.80	9,484,212.84	145,255,000.00	130,806,725.16	30,401,121.48
Karnali	Mugu	801309	Chhayana Rara Municipality	5,780,378.00	1,956,524.00	360,945,294.00	294,302,949.00	74,381,247.00
Karnali	Mugu	801739	Khatiyad Rural Municipality	6,255,807.00	1,754,449.00	307,843,000.00	311,563,107.26	4,290,148.74
Karnali	Mugu	801740	Mugumkamarong Rural Municipality	5,467,068.00	4,976,418.00	169,621,661.00	143,242,272.00	36,822,875.00
Karnali	Mugu	801741	Soru Rural Municipality	4,961,439.00	74,015.00	247,557,067.00	233,790,139.00	18,802,382.00
Karnali	Dolpa	801310	Thulbheri Municipality	1,163,742.00	335,000.00	259,916,000.00	231,451,000.00	29,963,742.00
Karnali	Dolpa	801311	Tripurasundari Municipality	5,467,831.15	213,650.00	256,306,544.00	254,966,564.00	7,021,461.15
Karnali	Dolpa	801742	Kaika Rural Municipality	7,015,209.00	562,010.00	147,463,780.20	143,508,448.50	11,532,550.70
Karnali	Dolpa	801743	Chharka Tangsong Rural Municipality	6,188,190.35	73,900.00	112,781,674.70	83,451,612.59	35,592,152.46
Karnali	Dolpa	801744	Jagsdula Rural Municipality	4,966,217.00	118,208.00	138,862,208.00	129,734,201.00	14,212,432.00
Karnali	Dolpa	801745	Dolpo Buddha Rural Municipality	5,768,351.00	155,705.39	109,974,003.00	84,748,401.00	31,149,658.39
Karnali	Dolpa	801746	Mudkechula Rural Municipality	4,800,000.00	532,000.00	153,388,060.00	137,593,328.00	21,126,732.00
Karnali	Dolpa	801747	She Phokshundo Rural Municipality	5,063,216.00	68,564.42	121,900,476.20	120,191,176.09	6,841,080.53
Karnali	Humla	801748	Adanchuli Rural Municipality	6,063,561.82	7,300.00	151,013,530.00	147,433,122.00	9,651,269.82
Karnali	Humla	801749	Kharpunath Rural Municipality	5,159,650.65	110,105.00	166,845,000.00	182,597,667.00	(10,482,911.35)
Karnali	Humla	801750	Charkehi Rural Municipality	4,800,000.00	14,000.00	166,170,050.00	151,298,997.00	19,685,053.00
Karnali	Humla	801751	Tanjokot Rural Municipality	5,957,542.00	174,680.00	134,930,257.00	137,987,933.00	3,074,546.00
Karnali	Humla	801752	Namkha Rural Municipality	6,327,407.00	1,527,500.00	141,192,591.00	131,160,303.00	17,887,195.00
Karnali	Humla	801753	Sarkegaath Rural Municipality	4,800,000.00	696,929.00	218,039,840.00	222,073,280.00	1,463,489.00
Karnali	Humla	801754	Simkot Rural Municipality	4,800,000.00	9,581,292.00	262,455,000.00	258,502,108.00	18,334,184.00
Karnali	Humla	801312	Chandamath Municipality	12,124,687.10	5,798,214.00	274,945,116.72	281,434,431.72	11,433,586.10
Karnali	Humla	801755	Kanakasundari Rural Municipality	4,806,037.00	1,341,935.00	220,882,000.00	199,549,520.60	27,480,451.40
Karnali	Humla	801756	Guthichaur Rural Municipality	4,800,000.00	-	173,900,000.00	166,801,485.10	11,898,514.90
Karnali	Humla	801757	Tatopani Rural Municipality	4,800,000.00	986,661.00	248,465,000.00	217,144,489.00	37,107,172.00

Karnali	Jumla	801758 Tila Rural Municipality	4,800,257.00	746,605.00	223,934,000.00	177,270,139.00	52,210,723.00
Karnali	Jumla	801759 Patarashi Rural Municipality	-	762,233.00	229,489,793.20	213,859,130.00	16,392,896.20
Karnali	Jumla	801760 Shinja Rural Municipality	4,800,000.00	718,195.00	195,095,210.00	187,901,169.00	12,712,236.00
Karnali	Jumla	801761 Hima Rural Municipality	4,653,311.00	897,004.00	182,826,267.70	162,467,691.90	25,908,890.80
Karnali	Kailot	801313 Khadachakra Municipality	4,554,369.00	1,044,928.00	283,571,723.00	253,082,242.00	36,088,778.00
Karnali	Kailot	801314 TilaGufa Rural Municipality	5,990,682.98	580,758.00	261,728,210.00	239,575,870.33	28,723,780.65
Karnali	Kailot	801315 Raskot Municipality	6,549,875.12	2,031,193.00	223,353,374.00	204,639,104.80	27,295,337.32
Karnali	Kailot	801762 Kalka Rural Municipality	5,741,162.63	125,230.00	205,444,769.00	202,996,613.00	8,314,548.63
Karnali	Kailot	801763 Naraharmath Rural Municipality	5,584,844.35	734,969.00	286,720,000.00	211,614,426.14	81,425,387.21
Karnali	Kailot	801764 Pachajharna Rural Municipality	5,074,701.80	-	201,902,630.00	190,793,078.21	16,184,253.59
Karnali	Kailot	801765 Palata Rural Municipality	7,940,740.39	778,184.00	232,083,873.00	211,758,568.50	29,044,228.89
Karnali	Kailot	801766 Mahawali Rural Municipality	5,107,017.00	149,333.00	163,514,725.00	151,440,203.00	17,330,872.00
Karnali	Kailot	801767 Sanni Tribeni Rural Municipality	6,800,000.00	-	202,087,440.00	163,769,322.00	45,118,118.00
Karnali	Rukum	801316 Aathbiskot Municipality	20,250.68	10,637,187.58	389,172,000.00	392,423,917.14	7,405,521.12
Karnali	Rukum	801317 Chaujahari Rural Municipality	43,812,435.00	5,645,648.00	323,168,000.00	324,969,100.00	47,656,981.00
Karnali	Rukum	801318 Mushikot Municipality	22,798,018.54	5,445,985.33	403,276,884.00	380,465,592.50	51,055,295.37
Karnali	Rukum	801768 Tribeni Rural Municipality	4,800,000.00	3,124,264.00	253,844,957.43	229,689,093.18	32,070,128.25
Karnali	Rukum	801770 Baaikot Rural Municipality	4,345,740.00	1,173,895.00	255,323,182.40	253,166,320.40	7,676,497.00
Karnali	Rukum	801772 Sanibheri Rural Municipality	5,520,000.00	2,560,829.00	273,101,000.00	232,724,405.80	48,457,423.20
5	Rolpa	801319 Rolpa Municipality	19,968,451.61	6,977,274.00	388,696,479.00	344,718,822.92	70,923,381.69
5	Rolpa	801774 Tribeni Rural Municipality	5,155,340.75	2,844,215.71	289,159,000.00	244,534,372.00	52,624,184.46
5	Rolpa	801775 Thabang Rural Municipality	6,118,509.00	641,500.00	164,527,214.00	121,291,014.40	49,996,208.60
5	Rolpa	801776 Duikhola Rural Municipality	6,196,547.17	842,833.00	248,991,938.20	237,715,255.28	18,316,063.09
5	Rolpa	801777 Maadi Rural Municipality	6,901,133.00	1,260,268.00	216,074,160.55	191,343,960.44	32,891,801.11
5	Rolpa	801778 Runtigadhi Rural Municipality	5,355,422.83	6,654,305.42	331,186,000.00	278,165,828.38	65,029,899.87
5	Rolpa	801779 Lungri Rural Municipality	5,760,985.00	1,136,972.00	248,981,871.00	229,149,186.00	26,730,642.00
5	Rolpa	801780 Sukidaha Rural Municipality	5,190,375.53	1,677,773.00	235,228,850.71	185,330,524.82	56,766,474.42
5	Rolpa	801781 Sunchahari Rural Municipality	6,673,517.00	2,124,848.00	214,902,277.00	204,939,721.00	18,760,921.00
5	Rolpa	801782 Subarnawati Rural Municipality	6,132,226.47	1,923,285.00	305,912,465.71	275,316,625.06	38,651,352.12
5	Pyuthan	801320 Pyuthan Municipality	1,241,044.84	13,632,718.00	395,926,856.44	376,618,761.44	34,181,857.84
5	Pyuthan	801321 Swargawari Municipality	8,705,618.00	3,725,232.10	340,334,026.70	338,118,933.20	14,645,943.60
5	Pyuthan	801783 Airawati Rural Municipality	10,400,784.45	1,458,175.00	253,588,469.80	208,846,697.80	56,600,731.45
5	Pyuthan	801784 Gaumukhu Rural Municipality	8,323,453.00	2,211,505.00	270,922,226.30	236,839,485.30	44,617,699.00
5	Pyuthan	801785 Jhimuk Rural Municipality	8,199,431.45	4,516,109.00	285,343,024.00	267,521,919.00	30,536,645.45
5	Pyuthan	801786 Naubahini Rural Municipality	7,890,374.00	2,351,832.00	312,741,299.00	303,091,013.00	19,892,492.00

5	Pyuthan	801787 Mallarani Rural Municipality	7,582,660.43	2,293,934.00	208,776,386.00	201,085,676.00	17,567,304.43
5	Pyuthan	801788 Mandavi Rural Municipality	7,017,618.32	3,098,801.00	194,124,082.93	182,491,497.93	21,749,004.32
5	Pyuthan	801789 Sarumarani Rural Municipality	8,276,170.00	1,909,236.00	219,397,169.00	194,898,342.00	34,684,233.00
5	Dang	801120 Ghorahi Submetropolitan city	56,970,737.27	68,521,486.69	990,357,436.91	1,062,301,896.32	53,547,764.55
5	Dang	801121 Tulsipur Submetropolitan city	6,131,123.95	88,527,438.53	855,111,639.75	947,081,619.77	2,688,582.46
5	Dang	801322 Lamahi Municipality	15,855,207.16	33,594,603.31	373,259,925.67	357,188,266.20	65,521,469.94
5	Dang	801790 Gadhwa Rural Municipality	25,478,671.32	7,453,889.80	336,304,996.80	296,835,394.89	72,402,163.03
5	Dang	801791 Dangsharan Rural Municipality	9,554,307.01	4,632,476.20	213,051,937.00	193,394,863.00	33,843,859.21
5	Dang	801792 Banglachuuli Rural Municipality	11,902,000.00	4,874,116.43	275,736,413.00	252,064,394.00	40,448,135.43
5	Dang	801793 Babai Rural Municipality	12,589,371.32	3,902,359.18	277,740,455.75	240,814,135.31	53,418,050.94
5	Dang	801794 Rajpur Rural Municipality	9,694,354.39	1,821,963.35	260,181,055.90	229,691,694.53	41,805,679.11
5	Dang	801795 Rapti Rural Municipality	-	17,495,619.63	309,825,072.75	286,346,032.00	40,974,660.38
5	Dang	801796 Shantinagar Rural Municipality	6,832,368.32	3,560,057.88	245,254,027.80	213,960,774.00	41,685,680.00
Karnali	Salyan	801323 Baagchaur Municipality	37,930,702.64	4,510,108.25	370,346,425.00	324,817,751.64	87,969,484.25
Karnali	Salyan	801324 Baangad Kupinde Municipality	8,446,680.00	3,045,216.70	383,196,574.14	333,526,421.69	61,162,049.15
Karnali	Salyan	801325 Sharada Municipality	34,244,677.84	7,705,128.36	393,740,958.22	411,237,578.98	24,453,185.44
Karnali	Salyan	801797 Kapurkot Rural Municipality	6,665,000.00	2,215,616.54	208,289,566.00	200,387,896.00	16,782,286.54
Karnali	Salyan	801798 Kailimati Rural Municipality	6,258,673.38	1,716,060.96	291,708,755.50	214,559,068.54	85,124,421.30
Karnali	Salyan	801799 Kumakhmalika Rural Municipality	6,739,343.00	1,489,496.51	279,340,188.00	232,858,621.41	54,710,406.10
Karnali	Salyan	801800 Chhateshwori Rural Municipality	5,548,605.94	7,332,134.68	264,547,491.00	225,311,352.40	52,116,879.22
Karnali	Salyan	801801 Dhorchaur Rural Municipality	6,679,192.81	1,135,466.67	172,776,656.04	150,212,287.54	30,379,027.98
Karnali	Salyan	801802 Tribeni Rural Municipality	4,848,937.22	2,716,959.94	206,196,356.49	192,985,378.40	20,776,875.25
Karnali	Salyan	801803 Dama Rural Municipality	6,417,061.30	1,735,814.00	217,228,888.00	198,440,697.00	26,941,066.30
5	Baanke	801122 Nepalgunj Submetropolitan City	52,611,161.46	137,420,274.22	714,557,782.28	675,863,349.67	228,725,868.29
5	Baanke	801326 Kohalpur Municipality	42,541,418.87	33,850,532.57	473,959,000.00	466,389,861.70	83,961,089.74
5	Baanke	801804 Khajur Rural Municipality	5,228,389.60	7,944,422.22	386,371,954.10	306,590,177.51	92,954,588.41
5	Baanke	801805 Janaki Rural Municipality	-	16,503,489.20	270,763,869.50	201,537,650.65	85,729,708.05
5	Baanke	801806 Duduwa Rural Municipality	6,077,124.00	4,846,557.49	291,028,000.00	225,294,197.87	76,657,483.62
5	Baanke	801807 Narainapur Rural Municipality	12,594,765.76	2,546,801.00	300,131,789.23	243,202,597.81	72,070,758.18
5	Baanke	801808 Bajmath Rural Municipality	-	16,175,220.76	387,277,357.17	330,537,227.55	72,915,350.38
5	Baanke	801809 Rapolisonat Rural Municipality	-	10,822,047.00	555,202,117.07	517,244,814.56	48,779,349.51
5	Bardiya	801327 Gulariya Municipality	29,636,176.79	35,720,725.84	495,439,739.86	484,727,771.86	76,068,870.63
5	Bardiya	801328 Thakurbaba Municipality	12,942,058.34	16,458,007.42	361,181,592.00	324,071,922.98	66,509,734.78
5	Bardiya	801329 Baasgadhi Municipality	42,543,585.40	10,753,098.10	435,522,678.62	370,892,368.49	117,926,993.63
5	Bardiya	801330 Badhuban Municipality	18,334,245.00	29,226,190.00	361,897,838.00	337,375,915.00	72,082,358.00

5	Bardiya	801331 Rajapur Municipality	40,212,220.54	14,412,859.63	427,971,043.10	408,234,753.10	74,361,370.17
5	Bardiya	801332 barardiya Municipality	8,633,965.41	14,030,207.22	490,121,503.17	410,465,804.20	102,319,871.60
5	Bardiya	801810 Geruwa Rural Municipality	8,314,148.68	5,668,243.00	286,651,778.00	249,648,867.00	50,985,902.68
5	Bardiya	801811 Badhatyatal Rural Municipality	9,147,212.10	10,719,301.94	389,496,724.83	385,667,192.49	23,696,046.38
Karnali	Surkhet	801333 Gurbhakot Municipality	9,894,381.05	5,874,248.00	471,279,000.00	460,280,481.86	26,767,147.19
Karnali	Surkhet	801334 Panchapuri Municipality	5,523,600.50	59,978,250.33	381,837,000.00	399,912,938.32	47,425,912.51
Karnali	Surkhet	801335 Bheriganga Municipality	8,253,993.49	5,523,201.73	398,232,000.00	353,996,762.64	58,012,432.58
Karnali	Surkhet	801336 Lekbeshi Municipality	2,266,777.99	2,099,252.50	341,318,000.00	327,765,076.31	17,918,954.18
Karnali	Surkhet	801337 Birendranagar Municipality	35,689,354.43	55,549,000.00	697,080,000.00	627,565,204.00	160,753,150.43
Karnali	Surkhet	801812 Chingoadh Rural Municipality	6,798,892.86	703,659.67	238,528,000.00	236,663,162.11	9,367,390.42
Karnali	Surkhet	801813 Chaukune Rural Municipality	863,047.00	1,062,036.00	318,289,000.00	314,281,867.00	5,932,216.00
Karnali	Surkhet	801814 Barahat Rural Municipality	5,432,627.30	1,670,919.58	349,639,000.00	283,522,146.94	73,220,399.94
Karnali	Surkhet	801815 Simta Rural Municipality	5,105,000.00	3,991,629.00	345,647,000.00	330,274,899.24	24,468,729.76
Karnali	Jajarkot	801338 Chhedagaadh Municipality	5,576,567.67	2,302,285.14	445,910,859.40	376,416,239.50	77,373,272.71
Karnali	Jajarkot	801339 Tribeni Nalgaadh Municipality	5,452,410.81	3,033,320.00	360,593,000.00	336,776,888.05	32,301,842.76
Karnali	Jajarkot	801340 Bheri Municipality	26,488,045.33	5,227,270.29	437,962,000.00	408,421,590.57	61,255,723.05
Karnali	Jajarkot	801816 Kushe Rural Municipality	8,461,791.51	468,971.00	308,040,000.00	289,994,489.31	26,976,273.20
Karnali	Jajarkot	801817 Juni Chade Rural Municipality	5,197,331.92	1,368,350.00	308,331,000.00	268,742,161.40	46,154,520.52
Karnali	Jajarkot	801818 Barekot Rural Municipality	5,258,794.28	589,630.00	282,593,000.00	224,051,323.30	64,390,100.98
Karnali	Jajarkot	801819 Shiwalay Rural Municipality	5,535,197.60	825,995.06	238,302,000.00	203,487,390.00	41,175,802.66
Karnali	Dailekh	801341 Aathbis Municipality	9,048,021.30	12,154,001.87	311,993,056.00	281,710,053.30	51,485,025.87
Karnali	Dailekh	801342 Chamunda Bindrasaini Municipality	5,368,927.00	7,025,847.30	273,046,854.80	254,768,261.54	30,673,367.56
Karnali	Dailekh	801343 Dulu Municipality	6,964,135.00	4,067,925.18	443,030,041.30	338,134,152.30	115,927,949.18
Karnali	Dailekh	801344 Narayan Municipality	10,661,024.83	6,142,445.61	344,161,408.46	288,787,109.16	72,177,769.74
Karnali	Dailekh	801820 Gurans Rural Municipality	14,787,027.80	6,777,769.26	304,454,428.78	275,664,126.58	44,255,099.26
Karnali	Dailekh	801821 Thatkkaandh Rural Municipality	6,353,302.95	829,315.00	235,212,811.00	159,986,914.62	82,407,514.33
Karnali	Dailekh	801822 Dunesghwor Rural Municipality	4,817,080.51	10,009,557.00	209,983,947.00	223,392,447.09	1,418,137.42
Karnali	Dailekh	801823 Naumule Rural Municipality	4,995,815.62	841,000.00	283,228,000.00	212,590,430.82	76,474,384.80
Karnali	Dailekh	801824 Bhagwatimai Rural Municipality	4,810,323.47	19,286,822.26	246,742,793.00	213,934,857.40	56,905,081.33
Karnali	Dailekh	801825 Bhatrawi Rural Municipality	7,319,597.62	9,685,485.47	243,374,208.13	226,242,308.04	34,136,983.18
Karnali	Dailekh	801826 Mahabu Rural Municipality	5,807,089.13	442,790.53	242,182,000.00	242,408,478.46	6,023,401.20
Sudur Pash	Kailali	801123 Dhangadhi Submetropolitan City	27,319,228.82	102,999,606.34	805,280,858.93	781,065,014.59	154,534,679.50
Sudur Pash	Kailali	801345 Godawari Municipality	14,463,315.08	25,602,207.67	555,694,844.90	493,460,844.90	102,299,522.75
Sudur Pash	Kailali	801346 Gauriganga Municipality	9,166,422.87	12,380,646.00	413,541,208.43	388,683,358.53	46,404,918.77
Sudur Pash	Kailali	801347 Ghoda Ghodi Municipality	38,824,089.31	11,306,583.31	567,587,231.68	457,167,522.79	160,550,381.51

Sudur Pas	Kailali	801348 Tikapur Municipality	22,502,640.00	45,021,909.00	461,424,121.69	478,216,318.69	50,732,352.00
Sudur Pas	Kailali	801349 Bhejani Municipality	26,961,764.18	15,115,373.26	372,940,447.82	290,178,812.51	124,838,772.75
Sudur Pas	Kailali	801350 Lamkichuha Municipality	23,853,560.69	13,204,229.12	470,456,255.00	483,569,862.89	23,944,181.92
Sudur Pas	Kailali	801827 Kailari Rural Municipality	6,767,104.44	10,662,944.63	403,107,383.27	377,324,835.41	43,212,596.93
Sudur Pas	Kailali	801828 Chure Rural Municipality	5,260,204.40	964,502.74	268,544,117.05	256,933,002.86	17,835,821.33
Sudur Pas	Kailali	801829 Janaki Rural Municipality	10,490,996.79	11,744,226.00	338,151,136.00	287,832,046.47	72,554,312.32
Sudur Pas	Kailali	801830 Josphur Rural Municipality	5,494,811.00	3,198,157.94	258,329,289.00	239,125,823.60	27,896,434.34
Sudur Pas	Kailali	801831 Bardagoriya Rural Municipality	7,460,695.75	4,282,861.28	221,103,024.62	218,552,920.02	14,293,661.63
Sudur Pas	Kailali	801832 Mohanyal Rural Municipality	5,227,983.33	821,794.00	288,689,363.68	287,935,987.35	6,803,153.66
Sudur Pas	Doi	801351 Dipayal Silgadi Rural Municipality	20,186,300.00	118,586,269.00	346,433,207.34	376,452,684.34	108,753,092.00
Sudur Pas	Doi	801352 Sikhar Municipality	10,577,742.37	1,595,284.61	431,438,000.00	391,413,463.85	52,197,563.13
Sudur Pas	Doi	801833 Adarsha Rural Municipality	-	1,891,075.00	269,830,000.00	245,687,004.00	25,834,071.00
Sudur Pas	Doi	801834 K. I. Singh Rural Municipality	7,442,860.10	2,184,386.00	244,336,840.00	228,727,972.00	25,236,114.10
Sudur Pas	Doi	801835 Jorayal Rural Municipality	7,883,849.96	1,833,462.41	317,131,000.00	292,046,717.80	34,801,594.57
Sudur Pas	Doi	801836 Purbichauki Rural Municipality	9,509,905.03	1,979,649.00	277,853,000.00	257,792,693.39	31,549,860.64
Sudur Pas	Doi	801837 Badikedar Rural Municipality	-	9,977,954.00	241,126,000.00	217,893,903.00	33,210,051.00
Sudur Pas	Doi	801838 Bogalan Rural Municipality	1,627,502.30	2,671,256.00	254,809,056.70	247,504,944.95	11,602,870.05
Sudur Pas	Doi	801839 Sayal Rural Municipality	7,634,592.94	1,158,110.03	216,838,000.00	191,292,645.51	34,338,057.46
Sudur Pas	Achham	801353 Kamalajar Rural Municipality	16,140,878.00	4,529,037.00	315,479,796.00	298,985,312.00	37,164,399.00
Sudur Pas	Achham	801354 Panchadewal Binayak Municipality	8,475,291.00	6,809,709.90	334,122,722.74	302,485,540.65	46,922,182.99
Sudur Pas	Achham	801355 Mangalsen Municipality	8,181,629.00	6,888,301.70	433,062,336.90	406,956,346.35	41,175,921.25
Sudur Pas	Achham	801356 Saatebagar Municipality	21,485,350.07	8,985,888.50	456,788,000.00	419,796,946.45	67,462,292.12
Sudur Pas	Achham	801840 Chaurpati Rural Municipality	6,578,788.00	7,062,753.24	300,362,784.00	254,202,110.00	59,802,215.24
Sudur Pas	Achham	801841 Dhakan Rural Municipality	5,292,035.00	610,288.00	268,861,720.96	248,004,277.35	26,759,766.61
Sudur Pas	Achham	801842 Turmakaad Rural Municipality	6,782,800.50	2,253,434.72	329,597,818.91	292,868,740.79	45,765,313.34
Sudur Pas	Achham	801843 Bannigadhi Jyegadh Rural Municipality	5,949,142.49	1,410,341.34	223,412,285.00	220,040,450.63	10,731,318.20
Sudur Pas	Achham	801844 Mellekh Rural Municipality	-	81,622,012.91	284,287,931.88	344,140,656.91	21,769,287.88
Sudur Pas	Achham	801845 Ramaroshan Rural Municipality	6,666,140.45	3,191,145.00	303,605,532.92	276,719,861.55	36,742,956.82
Sudur Pas	Bajura	801357 Tribeni Municipality	8,032,677.23	115,455.00	256,800,870.59	198,068,566.39	66,880,436.43
Sudur Pas	Bajura	801358 Badhimatika Municipality	11,740,274.65	620,584.00	263,485,164.09	237,878,266.63	37,967,756.11
Sudur Pas	Bajura	801359 Budhiganga Municipality	7,402,626.10	3,300,919.00	267,603,307.95	221,699,961.50	56,606,891.55
Sudur Pas	Bajura	801360 Budhinanda Municipality	9,384,892.14	144,730.00	261,675,024.70	265,202,281.07	6,002,365.77
Sudur Pas	Bajura	801846 Gaumul Rural Municipality	6,680,433.57	602,835.79	179,776,000.00	166,452,411.39	20,606,857.97
Sudur Pas	Bajura	801847 Chhedehaha Rural Municipality	6,991,391.00	611,000.00	238,729,689.00	227,063,821.00	19,268,259.00
Sudur Pas	Bajura	801848 Pandav Gufa Rural Municipality	7,386,682.10	18,650.00	154,110,644.58	143,675,552.78	17,840,423.90

Sudur Pasi Bajura	801849 Swamikantik Rural Municipality	7,283,044.00	3,879,035.58	190,509,444.72	151,087,128.00	50,584,396.30
Sudur Pasi Bajura	801850 Himali Rural Municipality	10,096,510.00	579,072.00	183,265,279.13	137,176,455.83	56,764,405.30
Sudur Pasi Bajhang	801361 Jay Prithvi Municipality	19,803,762.38	4,367,456.00	359,765,059.09	345,090,694.27	38,845,583.20
Sudur Pasi Bajhang	801362 Bungat Municipality	5,234,000.00	1,348,000.00	448,846,000.00	414,334,000.00	41,094,000.00
Sudur Pasi Bajhang	801851 Kaanda Rural Municipality	5,948,632.17	3,465,370.00	120,124,191.80	120,435,261.97	9,102,932.00
Sudur Pasi Bajhang	801852 Kadarsyun Rural Municipality	5,635,883.26	964,733.21	316,926,839.00	302,203,361.66	21,324,093.81
Sudur Pasi Bajhang	801853 Khaptadchhanna Rural Municipality	5,528,628.26	808,339.75	242,206,937.10	208,046,940.86	40,496,964.25
Sudur Pasi Bajhang	801854 Chhibispathibhera Rural Municipality	6,256,331.00	805,523.00	260,931,310.01	228,087,977.79	39,905,186.22
Sudur Pasi Bajhang	801855 Talkot Rural Municipality	5,606,523.00	1,398,067.14	203,480,082.19	193,394,423.22	17,090,249.11
Sudur Pasi Bajhang	801856 Thalara Rural Municipality	6,157,317.63	903,165.83	269,322,534.00	243,879,498.98	32,503,518.48
Sudur Pasi Bajhang	801857 Durgathali Rural Municipality	5,325,874.12	198,477.44	199,948,683.06	188,990,407.82	16,482,626.80
Sudur Pasi Bajhang	801858 Masta Rural Municipality	5,871,029.60	218,829.59	226,969,000.00	217,260,455.08	15,798,404.11
Sudur Pasi Bajhang	801859 Blihtachir Rural Municipality	6,412,478.00	882,271.25	238,304,252.90	201,204,007.60	44,394,994.55
Sudur Pasi Bajhang	801860 Surma Rural Municipality	5,486,110.22	1,522,979.29	155,914,128.50	156,863,511.47	6,059,706.54
Sudur Pasi Darchula	801363 Mahakali Municipality	24,082,904.00	4,791,791.44	338,744,762.59	324,039,892.19	43,589,565.84
Sudur Pasi Darchula	801364 Shailysikhar Municipality	9,462,480.90	2,371,150.50	325,507,603.00	337,233,000.00	108,234.40
Sudur Pasi Darchula	801861 Aphimal Rural Municipality	6,574,686.00	742,518.00	160,619,000.00	116,345,861.61	51,590,342.39
Sudur Pasi Darchula	801862 Duhu Rural Municipality	6,169,009.72	2,310,497.48	178,287,000.00	151,980,709.00	34,785,798.20
Sudur Pasi Darchula	801863 Naugadh Rural Municipality	14,741,662.69	1,488,827.00	225,328,000.00	226,121,804.69	15,436,685.00
Sudur Pasi Darchula	801864 Byaas Rural Municipality	7,999,379.60	1,965,030.00	213,606,249.26	207,950,012.40	15,620,646.46
Sudur Pasi Darchula	801865 Marna Rural Municipality	7,619,275.10	1,829,599.24	232,403,000.00	213,425,168.70	28,426,705.64
Sudur Pasi Darchula	801866 Malikarjun Rural Municipality	6,858,461.47	8,824,478.33	262,778,577.30	230,766,409.30	47,695,107.80
Sudur Pasi Darchula	801867 Lekam Rural Municipality	6,088,189.28	1,602,792.38	250,391,374.00	210,360,545.90	47,721,909.76
Sudur Pasi Baitadi	801365 Dashrathchand Municipality	-	5,561,800.00	425,346,601.38	405,342,954.38	25,565,447.00
Sudur Pasi Baitadi	801366 Patan Municipality	-	21,780,793.02	397,821,315.10	401,171,439.16	18,430,668.96
Sudur Pasi Baitadi	801367 Panchaudhi Municipality	8,851,438.74	4,179,128.31	419,582,121.00	389,298,330.00	43,314,358.05
Sudur Pasi Baitadi	801368 Melauli Municipality	8,746,609.62	602,453.66	300,589,000.00	254,111,056.00	55,827,007.28
Sudur Pasi Baitadi	801868 Dileesani Rural Municipality	5,697,463.00	1,838,842.88	271,021,523.00	268,902,098.00	9,855,730.88
Sudur Pasi Baitadi	801869 Dogadakedar Rural Municipality	5,967,827.27	2,854,537.87	314,828,000.00	322,952,617.14	497,748.00
Sudur Pasi Baitadi	801870 Pancheswor Rural Municipality	5,111,094.64	878,900.00	244,886,000.00	244,354,270.00	6,521,724.64
Sudur Pasi Baitadi	801871 Shivanath Rural Municipality	5,701,151.50	1,394,326.39	203,991,000.00	177,985,174.30	33,101,303.59
Sudur Pasi Baitadi	801872 Sigfas Rural Municipality	6,085,180.70	4,305,454.81	285,128,102.72	208,803,758.00	86,714,980.23
Sudur Pasi Baitadi	801873 Sumaya Rural Municipality	6,260,081.32	875,828.86	248,011,669.52	219,641,133.86	35,506,445.84
Sudur Pasi Dadaidhura	801369 Amargadhi Municipality	18,223,970.37	22,838,686.00	262,544,857.40	266,659,626.40	36,947,887.37
Sudur Pasi Dadaidhura	801370 Paashuram Municipality	20,171,648.00	6,431,988.26	404,912,157.65	370,814,485.91	60,701,308.00

Sudur Pas	Dadeldhura	801874 Ajayamero Rural Municipality	6,391,333.00	4,915,919.00	252,291,000.00	251,826,769.00	11,771,483.00
Sudur Pas	Dadeldhura	801875 Allital Rural Municipality	5,572,157.23	2,456,588.00	249,231,099.00	237,636,009.23	19,623,835.00
Sudur Pas	Dadeldhura	801876 Ganypadhura Rural Municipality	5,801,275.50	3,842,871.23	206,967,000.00	208,133,834.97	8,477,311.76
Sudur Pas	Dadeldhura	801877 Nawadurga Rural Municipality	7,464,802.09	3,907,917.02	242,193,000.00	225,432,683.20	28,133,035.91
Sudur Pas	Dadeldhura	801878 Bhageswor Rural Municipality	5,069,719.00	8,141,923.81	226,420,000.00	177,720,390.78	61,911,252.03
Sudur Pas	Kanchanpur	801371 Krishnapur Municipality	27,086,938.60	5,444,446.09	404,475,515.42	390,619,771.78	46,387,128.33
Sudur Pas	Kanchanpur	801372 Purnarwas Municipality	17,677,625.28	17,810,031.71	387,437,090.10	360,623,052.77	62,301,694.32
Sudur Pas	Kanchanpur	801373 Bedkot Municipality	11,516,685.45	8,708,902.00	369,767,198.00	331,109,075.00	58,883,710.45
Sudur Pas	Kanchanpur	801374 Belauri Municipality	-	15,174,845.00	378,149,015.00	371,200,504.00	22,123,356.00
Sudur Pas	Kanchanpur	801375 Bhimdatta Municipality	49,807,718.81	59,801,062.42	668,779,830.01	746,782,442.53	31,606,168.71
Sudur Pas	Kanchanpur	801376 Mahakali Municipality	15,884,960.81	7,239,111.58	291,511,711.82	233,282,793.96	81,352,990.25
Sudur Pas	Kanchanpur	801377 Shuklafiata Municipality	20,320,798.17	9,293,137.53	355,436,716.83	341,144,528.33	43,906,124.20
Sudur Pas	Kanchanpur	801879 Beldangi Rural Municipality	18,512,471.94	4,488,885.45	187,260,466.10	199,884,088.10	10,377,735.39
Sudur Pas	Kanchanpur	801880 Laeljhadi Rural Municipality	6,900,285.44	4,743,365.26	214,283,804.93	189,612,280.56	36,315,175.07
Gandaki	Nawalparasi (Bardag)	801262 Kawasoti Municipality	56,354,975.00	98,449,815.00	446,235,000.00	578,574,252.00	22,465,538.00
Gandaki	Nawalparasi (Bardag)	801263 Gaindakot Municipality	-	71,011,488.08	408,999,272.23	397,149,326.07	82,861,432.24
Gandaki	Nawalparasi (Bardag)	801264 Devchuli Municipality	44,236,184.98	17,081,865.45	356,453,899.85	357,434,857.27	60,337,093.01
Gandaki	Nawalparasi (Bardag)	801266 Madhyabindu Municipality	-	51,510,832.13	439,142,257.00	439,542,397.00	51,110,692.13
Gandaki	Nawalparasi (Bardag)	801645 Bungdikali Rural Municipality	5,524,670.55	7,777,808.00	211,788,324.13	211,935,398.85	13,155,403.83
Gandaki	Nawalparasi (Bardag)	801646 Bulingtar Rural Municipality	-	1,150,799.00	233,381,718.02	209,638,883.02	24,893,634.00
Gandaki	Nawalparasi (Bardag)	801647 Binayi Rural Municipality	-	44,817,351.00	326,935,387.58	327,972,608.58	43,780,130.00
Gandaki	Nawalparasi (Bardag)	801649 Hupsekot Rural Municipality	7,991,906.18	3,673,799.40	250,530,793.74	220,661,131.14	41,535,368.18
5	East Rukum	801769 Puha Utarganga Rural Municipality	4,800,000.00	4,861,101.00	290,076,113.00	279,411,682.00	20,325,532.00
5	East Rukum	801771 Bhume Rural Municipality	6,026,261.00	2,208,244.36	260,305,020.10	240,168,960.00	28,370,865.46
5	East Rukum	801773 Sishme Rural Municipality	7,796,641.36	1,895,959.45	252,394,630.00	211,772,415.15	50,314,815.66
			<b>11,388,686,162.45</b>	<b>17,707,345,690.88</b>	<b>233,981,928,647.68</b>	<b>221,759,922,070.53</b>	<b>41,318,038,430.49</b>

## Appendix – I

The name and designation of officers of FCGO involved in preparing and completing this report:

S.N.	Name	Designation	Division/Section
1.	Mr. Ramesh Prasad Shiwakoti	Joint FCG	Fund Administration Information Technology Division
2.	Bhesh Prasad Bhurtel	Deputy FCG	Treasury Administration Section
3.	Dinesh Prasad Regmi	Deputy FCG	Internal and Economic Administration Section
4.	Prakash Pudasaini	Deputy FCG	Loans and Investment Section
5.	Rudra Prasad Bhatta	Deputy FCG	Budget Implementation Section
6.	Niraj K.C.	Deputy FCG	Internal Audit Section
7.	Mr. Anil Shrestha	Deputy FCG	Statistics and Analysis Section
8.	Mr. Dila Ram Giri	Deputy FCG	„
9.	Mr. Bimala Adhikari	Account Officer	„
10.	Mr. Dharma Bahadur Oli	Account Officer	„
11.	Mrs. Sunita Joshi	Computer Officer	„
12.	Mrs. Sarita Karki	Computer Operator	„
13.	Mrs. Anuradha Ghimire	Accountant	„